



REPORT

2023 Annual Groundwater Monitoring and Corrective Action Report

Georgia Power Company - Plant Scherer Cell 1 and PAC Ash Cell Permit No. 102.009D(LI)/102-009D(CCR)

Submitted to:



Georgia Power Company

214 Ralph McGill Boulevard, NE Atlanta, GA 3038

Submitted by:

WSP USA Inc.

5170 Peachtree Road Building 100 Suite 300, Atlanta, Georgia, USA 30341

+1 770 496-1893

January 31, 2024



Summary

This *2023 Annual Groundwater Monitoring and Corrective Action Report*, Georgia Power Company - Plant Scherer Cell 1 and Powdered Activated Carbon (PAC) Ash Cell (Cell 1 and PAC Ash Cell, the Site), Juliette, Monroe County, Georgia (GA), provides the status of groundwater monitoring and corrective program from January 1 through December 31, 2023. Groundwater monitoring and reporting for Cell 1 and PAC Ash Cell is performed by WSP USA Inc. (WSP) in accordance with the United States (US) Environmental Protection Agency (EPA) Coal Combustion Residuals (CCR) Rule published in the Code of Federal Regulations Title 40 Part 257 (40 CFR Part 257, Subpart D) dated April 17, 2015, and revised July 2018, 40 CFR § 257.90 through § 257.98. As required in 40 CFR § 257.90(e), this Annual Report describes the status of the groundwater monitoring program, summarizes key actions completed, and presents projected key activities for the upcoming year for Cell 1 and PAC Ash Cell. The other CCR unit (Ash Pond 1) at Plant Scherer is reported separately.

Plant Scherer is a coal-fired power generation facility located in northeast Monroe County approximately 5 miles south of Juliette, GA. The property occupies approximately 13,000 acres and is bounded on the south by Lake Juliette.

Groundwater at the Site is monitored with a comprehensive well network system comprised of upgradient and downgradient wells for each CCR Unit that meet federal and state monitoring requirements. Routine sampling and reporting for Cell 1 and PAC Ash Cell began in 2010 when the landfill was originally permitted. Monitoring for CCR Appendix III constituents commenced after background groundwater conditions



were established between 2016 and 2018. On May 9, 2023, the GA Environmental Protection Division (EPD) approved the CCR Solid Waste Handling Permit 102-009D (CCR) for the Cell 1 and PAC Ash Cell.

Groundwater monitoring events for Cell 1 and PAC Ash Cell were conducted in February and August 2023. Resampling for several Cell 1 and PAC Ash Cell detection monitoring wells were conducted in May and October 2023 for select constituents. Groundwater elevation measurements were recorded from Site monitoring wells and piezometers prior to the semi-annual sampling events to confirm groundwater flow direction, and to confirm that the groundwater monitoring well network for the CCR units remains sufficient to monitor groundwater downgradient of the unit. Groundwater samples were collected and analyzed for Appendix I and III CCR constituents from each of the monitoring wells.

Analytical data from 2023 semi-annual monitoring events have been statistically analyzed in accordance with the Site's certified statistical analysis method. Results from both the February and August 2023 semi-annual monitoring events including verification resamples conducted in May and October 2023 indicate statistically significant increases (SSIs) above the prediction limits for Appendix I and III CCR parameters as summarized below.

Cell 1		
Appendix I and III Constituents	February 2023 / May 2023	August / October 2023
Barium	GWC-4	GWC-4
Nickel	GWC-2 and GWC-10	No Exceedances
Calcium	No Exceedances	GWC-19, GWC-20, GWC-4, and GWC-8A
Chloride	GWC-4 ^[1]	No Exceedances
Sulfate	GWC-3 and GWC-10	GWC-4
TDS	GWC-4	GWC-4
PAC Ash Cell		
Appendix I and III Constituents	February 2023	August 2023
Chloride	No Exceedances	GWC-53

[1] Chloride concentrations reported during the February 2023 monitoring event were not elevated above the intrawell prediction limit for any of the site monitoring wells. However, a sample was inadvertently collected at well GWC-4 in May 2023 during resampling efforts and results were reported above the prediction limit indicating an initial apparent SSI. The August 2023 sample results which can be considered a resample event, were reported below the prediction limit. Therefore, although, the May 2023 chloride concentration (24 mg/L) is above the intrawell prediction limit (16.42 mg/L), the initial apparent SSI was not confirmed.

An alternate source demonstration (ASD) for the SSIs noted following the second semi-annual event in 2022 was submitted on May 1, 2023. An ASD for SSIs noted following the first semi-annual event in 2023 was submitted on November 29, 2023. An evaluation of the SSIs identified following the August 2023 sampling event is underway and an ASD for those SSIs will be prepared and submitted on or before April 30, 2024. Based on the statistical data results and supporting documentation presented in the ASDs, Georgia Power will continue detection monitoring and reporting at the Site. Reports will be posted to the website and provided to the GA Environmental Protection Division (EPD) semi-annually. The next semi-annual monitoring event is tentatively scheduled for February 2024.

Table of Contents

1.0 INTRODUCTION	2
1.1 Site Description and Background	2
1.2 Regional and Site Geology and Hydrogeologic Setting	2
1.3 Groundwater Monitoring Well Network	3
2.0 DETECTION MONITORING ACTIVITIES	3
2.1 Monitoring Well Installation and Maintenance	4
2.2 Detection Groundwater Monitoring	4
2.3 Surface Water Monitoring	4
2.4 Effluent Monitoring	4
2.5 Additional Sampling	4
3.0 SAMPLE METHODOLOGY AND ANALYSIS	5
3.1 Groundwater Level Measurements	5
3.2 Groundwater Gradient and Flow Velocity	5
3.3 Groundwater Sampling	5
3.4 Surface Water Sampling	6
3.5 Effluent Sampling	6
3.6 Laboratory Analyses	6
3.7 Quality Assurance and Quality Control	7
4.0 STATISTICAL ANALYSES	7
4.1 Statistical Methods	7
4.2 Statistical Analysis Results	8
4.2.1 February 2023 Statistical Analysis Results	8
4.2.2 August 2023 Statistical Analysis Results	9
5.0 ALTERNATE SOURCE DEMONSTRATIONS	10
6.0 MONITORING PROGRAM STATUS	11
7.0 CONCLUSIONS	11
8.0 REFERENCES	11

Tables

- Table 1: Summary of Monitoring Well and Piezometer Construction Data
- Table 2: Groundwater Sampling Event Summary
- Table 3: Summary of Groundwater Elevations
- Table 4A: Horizontal Groundwater Velocity Calculations – February 2023
- Table 4B: Horizontal Groundwater Velocity Calculations – July 2023
- Table 5A: Analytical Data Summary - Cell 1 – February 2023
- Table 5B: Analytical Data Summary - Cell 1 – August 2023
- Table 5C: Analytical Data Summary - PAC Ash Cell – February 2023
- Table 5D: Analytical Data Summary - PAC Ash Cell – August 2023
- Table 5E: Analytical Data Summary - Surface Water – March 2023
- Table 5F: Analytical Data Summary - Surface Water – August 2023

Figures

- Figure 1: Site Location Map
- Figure 2: Site Plan, Monitoring Well and Piezometer Location Map
- Figure 3A: Potentiometric Surface Map - PAC Ash Cell - February 21, 2023
- Figure 3B: Potentiometric Surface Map - Cell 1 - February 21, 2023
- Figure 3C: Potentiometric Surface Map - PAC Ash Cell – July 31, 2023
- Figure 3D: Potentiometric Surface Map - Cell 1 – July 31, 2023

Appendices


- Appendix A: Field Data Forms and Instrument Calibration Forms
- Appendix B: Analytical Results, Data Validation Summaries, and Laboratory Accreditation
- Appendix C: Well Condition Assessment Forms and Well Maintenance and Repair Documentation Memorandum
- Appendix D: Historical Surface Water Monitoring Data
- Appendix E: Statistical Analyses
- Appendix F: Alternate Source Demonstrations

Certification Statement

This 2023 Annual Groundwater Monitoring and Corrective Action Report, Plant Scherer Cell 1 and PAC Ash Cell has been prepared in compliance with the United States Environmental Protection Agency Coal Combustion Residual Rule (40 Code of Federal Regulations [CFR] 257 Subpart D), specifically § 257.90(e), and the Georgia Environmental Protection Division Rules for Solid Waste Management 391-3-4-.10 by a qualified groundwater scientist or engineer with WSP USA Inc. I hereby certify that I am a qualified groundwater scientist, in accordance with the Georgia Rules of Solid Waste Management 391-3-4-.01.

WSP USA Inc. certifies that monitored constituents were below the applicable Georgia maximum contaminant levels.

WSP USA Inc.



Dawn L. Prell, CPG
Technical Principal, Hydrogeologist



Rhonda N. Quinn, PG
Georgia Registered Professional Geologist No. 1031



Mark T. Prytula, PhD, PE
Georgia Professional Engineer No. 026729

1.0 INTRODUCTION

This *2023 Annual Groundwater Monitoring and Corrective Action Report* has been prepared by WSP USA Inc. (WSP) to present results of each semi-annual monitoring event conducted in February and July/August 2023 (which began on July 31 to measure Site-wide groundwater elevations, and is referred to hereinafter as the August 2023 event), and the verification resampling conducted in May and October 2023 for Georgia Power's Plant Scherer Cell 1 and Powdered Activated Carbon (PAC) Ash Cell (collectively, the Site). Monitoring and reporting for Plant Scherer was performed in accordance with the monitoring program requirements of the Georgia (GA) Department of Natural Resources Environmental Protection Division (EPD) Chapter 391-3-4-.10 Solid Waste Management; Solid Waste Permit 102-009D(CCR); and the associated *Groundwater Monitoring Plan* (GWMP) approved by GA EPD on May 9, 2023.

1.1 Site Description and Background

Plant Scherer is a coal-fired power generation facility located in northeast Monroe County approximately 5 miles south of Juliette, GA. The property occupies approximately 13,000 acres and is bounded on the south by Lake Juliette. The plant is primarily surrounded by agricultural and residential use. Figure 1 depicts the location of Plant Scherer relative to the surrounding area.

The Plant Scherer Landfill consists of a two active cells, namely, Cell 1 and PAC Ash Cell, and future Cells 2 and 3. The two active cells have been utilized since 2011 for the disposal of CCR. The total disposal area occupies approximately 325 acres along the northern portion of the property. Figure 2 depicts the general configuration of the landfill units and Site monitoring wells.

A third landfill disposal unit, Cell 3, is planned for construction in the future. The groundwater monitoring wells near Cell 3 are used for semi-annual water level measurements.

The Site is located within the Piedmont Physiographic Province of central Georgia, which is characterized by gently rolling hills and narrow valleys, with locally pronounced linear ridges. Overall, the property slopes gently south towards Lake Juliette and east toward the Ocmulgee River (Figure 1). The landfill is situated east/southeast of the ash pond which is in a topographically high area on the property. The landfill cells have a geosynthetic clay liner and a geomembrane, and a leachate collection and removal system in place.

1.2 Regional and Site Geology and Hydrogeologic Setting

This subsection presents a general description of regional geologic and hydrogeologic characteristics of formations that occur beneath the Site. Information presented in this subsection is based on published literature, discussion with local geologic experts, and experience working in this geologic terrain (Golder, 2022).

Plant Scherer is located within the center of the East Juliette, GA United States Geological Survey (USGS) 7.5-minute topographic quadrangle. The Piedmont/Blue Ridge geologic province contains some of the oldest rocks in the Southeastern United States. Since their origin, approximately 276 to 1100 million years ago (Ma), these late Precambrian (Neoproterozoic) to late Paleozoic (Permian) rocks have undergone repeated cycles of igneous intrusions and extrusions, metamorphism, folding, faulting, shearing, and silicification. The latest regional metamorphism and associated deformation has been attributed to the collision of the North America plate with the Eurasian plate approximately 200 to 230 Ma. Later deformation and emplacement of mafic dikes is associated with the rifting of the North American craton during the Mesozoic and Cenozoic Eras.

The metamorphic and igneous rocks that underlie the area have been subjected to physical and chemical weathering which has created a landscape dissected by creeks and streams forming a dendritic drainage pattern. These rocks are deeply weathered due to the humid climate and bedrock is typically overlain by a variably thick blanket of residual soils and saprolite. The overall depth of weathering in the Piedmont/Blue Ridge is generally about 20 to 60 feet; however, the depth of weathering along discontinuities and/or very feldspathic rock units may extend to depths greater than 100 feet. Because of such variations in rock types and structure, the depth of weathering can vary significantly over short horizontal distances.

The uppermost groundwater aquifer is within the overburden (soils and saprolite) at the Site. Boring logs and monitoring/piezometer installation logs were used to evaluate the hydrostratigraphy of the Site. Material types identified included residual soils, saprolitic soils, saprolitic rock [or partially weathered rock (PWR) if blow counts were provided, transitionally weathered rock, and competent bedrock. Residual soils, primarily sandy silt, silty sand, sandy clay, and silty clay, occur as a variably thick blanket overlying bedrock across most of the Site. The thickness of the soil encountered in the borings is variable, ranging from little to no soil where outcrop is encountered at the surface, to as much as 168 feet. Thickness of saprolitic soils and/or saprolitic rock are also variable across the Site. The saturated thickness of the overburden material ranges from 2 to over 40 feet. The screen/filter pack interval of most of the Site piezometers and monitoring wells is located within the overburden regional surficial aquifer (i.e., the water-bearing unit beneath Cell 1 and PAC Ash Cell).

Field hydraulic conductivity tests (i.e., slug tests) performed in a variety of geologic materials on site indicate an average horizontal hydraulic conductivity on the order of 10^{-4} centimeters per second (cm/s) with an average of 2.36 feet/day (ft/day); median 1.31 ft/day. This hydraulic conductivity is generally consistent with regional measurements within Piedmont overburden (Heath, 1982). In general, groundwater flow is potentially faster through the transitionally weathered zone; however, the magnitude of difference is nominal enough to not be considered relevant at this Site.

1.3 Groundwater Monitoring Well Network

A groundwater monitoring network for the units monitors the groundwater passing the waste boundary of Cell 1 and PAC Ash Cell within the uppermost aquifer. There are 20 monitoring wells at Cell 1 and 12 monitoring wells at the PAC Ash Cell. Wells are located to serve as upgradient, and downgradient wells based on groundwater flow direction as determined by the potentiometric surface elevation contour maps. Table 1 presents the pertinent well construction details for the active landfill cells at Plant Scherer.

2.0 DETECTION MONITORING ACTIVITIES

The following subsections describe monitoring-related activities performed during the calendar year 2023, including two semi-annual events conducted in February and August as well as verification resampling of selected Cell 1 and PAC Ash wells in May, and October 2023. During the first semi-annual monitoring period, WSP collected groundwater, surface water and effluent samples between February 21 and March 23, 2023. A resample event for analysis of select constituents in several Cell 1 monitoring wells (GWC-3, GWC-4, GWC-7, GWC-8A, and GWC-10) and one PAC Ash Cell well (GWC-50) was conducted on May 2, 2023. During the second semi-annual monitoring period, WSP collected groundwater, surface water and effluent samples between August 1 and August 10, 2023. Resample of selected Cell 1 (GWC-1, GWC-3, GWC-8A) and PAC Ash (GWC-53) wells were conducted on October 4, 2023 for analysis of selected constituents. Table 2 presents the status of the monitoring well network for each unit.

Environmental monitoring field data sheets are included in Appendix A. Field data and sampling notes for each monitoring well are recorded on the field information forms, which contain a description of the sampling equipment, calibration logs, sampling method, purge rate, field observations, and depth to water measurements at each monitoring location. Groundwater analytical data, chain of custody records, and data validation summaries are presented in Appendix B.

2.1 Monitoring Well Installation and Maintenance

There was no change to the groundwater monitoring system in 2023; the network remained the same as in the previous reporting year. Monitoring well-related activities included a visual inspection of well conditions prior to sampling, recording the Site conditions, and performing exterior maintenance to provide safe access for sampling.

Monitoring wells are inspected semi-annually to determine if any repairs or corrective actions are necessary to meet the requirements of the Georgia Water Well Standards Act (O.C.G.A. § 12-5-134(5)(d)(vii)). In February and July/August 2023, monitoring wells were inspected and documented on well condition summary forms included in Appendix C. Necessary corrective actions completed for Site monitoring wells were identified and subsequently completed, as documented in the Well Maintenance and Repair Documentation Memorandum, included in Appendix C. This documentation was performed under the direction of a professional geologist or engineer registered in the State of Georgia.

2.2 Detection Groundwater Monitoring

A detection monitoring well network has been established for Cell 1 and PAC Ash Cell at Plant Scherer. Detection monitoring is performed on a semi-annual basis in accordance with the approved GA EPD Solid Waste Permit No. 102-009D(CCR) and the associated Groundwater Monitoring Plan, which was approved by GA EPD on May 9, 2023. Groundwater samples from wells in the detection monitoring system were analyzed for the permit-specified semi-annual monitoring parameters as well as Appendix III monitoring parameters per 40 CFR Parts 257 and 261.

2.3 Surface Water Monitoring

Small tributaries traverse the Site to the Ocmulgee River, which is located approximately 3,000 feet east of the facility boundary. Nine locations, as shown on Figure 2, are sampled semi-annually to determine the surface water quality of the small tributaries traversing the Site. While in detection monitoring, Appendix III constituents and other permit specified constituents will be included in semi-annual monitoring events at Cell 1 and PAC Ash Cell.

2.4 Effluent Monitoring

Effluent monitoring is performed semi-annually. Effluent samples were collected in March and August 2023 from the point of discharge of the flue gas desulfurization (FGD) waste stream. The FGD samples were analyzed for permit-specified semi-annual monitoring parameters, and laboratory results are provided in Appendix B.

2.5 Additional Sampling

Additional sampling was conducted during the reporting period in support of alternate source demonstrations (ASDs) documented for the Site. Additional sampling included major ions (magnesium, potassium, sodium, total and bicarbonate alkalinity) for each of the detection monitoring wells for Cell 1 and PAC Ash Cell, and laboratory results are provided in Appendix B.

3.0 SAMPLE METHODOLOGY AND ANALYSIS

The following sections describe methods used to conduct groundwater monitoring at Cell 1 and PAC Ash Cell.

3.1 Groundwater Level Measurements

Prior to sampling, WSP recorded groundwater elevations from each well and piezometer on February 21, and July 31, 2023. Groundwater elevation data are summarized on Table 3. The recorded water level data were used to develop potentiometric surface elevation contours that are presented on Figures 3A through 3D. Review of Figures 3A through 3D shows that groundwater generally flows south-southeast across the Cell 1 and PAC Ash Cell units, which is consistent with historical observations.

3.2 Groundwater Gradient and Flow Velocity

Groundwater flow rates at the Site were calculated based on hydraulic gradients, hydraulic conductivity from previous slug test results, and an estimated effective porosity of the screened horizon. Based on slug test data at the Site, a hydraulic conductivity value of 2.36 ft/day is used in the flow calculations. Additional details are provided in the *Plant Scherer Proposed Coal Combustion By-Product Disposal Facility Site Acceptability Report* (Bunnell Lammons Engineering, 2022). The hydraulic gradients were calculated between well pairs as shown on Tables 4A and 4B. An effective porosity of 0.20 was used based on the default values for effective porosity recommended by US EPA for a silty sand-type soil (US EPA, 1996).

Horizontal flow velocity was calculated using the commonly used derivative of Darcy's Law:

$$V = \frac{K * i}{n_e} \quad \text{Where:}$$

$V =$ Groundwater flow velocity $\left(\frac{\text{feet}}{\text{day}}\right)$
 $K =$ Hydraulic Conductivity of the aquifer $\left(\frac{\text{feet}}{\text{day}}\right)$
 $i =$ Horizontal hydraulic gradient $\left(\frac{\text{feet}}{\text{feet}}\right)$
 $n_e =$ Effective porosity

Using this equation and groundwater elevations collected during both February and July 2023, horizontal groundwater velocities are calculated for various areas of the Site and shown in Tables 4A and 4B.

As presented in Tables 4A and 4B, groundwater flow velocity at the Site ranges from approximately 0.22 to 0.38 feet/day (approximately 81 to 140 feet/year) in February 2023, and from approximately 0.23 to 0.37 feet/day (approximately 83 to 136 feet/year) in July 2023 across Cell 1 and PAC Ash Cell. These calculated groundwater velocities across the Site are generally consistent with historical calculations.

3.3 Groundwater Sampling

Groundwater samples were collected from Site detection monitoring wells in February, March, and August 2023. Verification sampling was conducted in May and October 2023 for several monitoring wells for select constituents. Original and verification results for each well and surface water location are summarized on Tables 5A through 5F.

Monitoring wells were purged and sampled using low-flow sampling procedures. Non-dedicated, low-flow pneumatic bladder pumps were used to purge and sample the wells. Non-dedicated equipment was decontaminated in accordance with applicable US EPA operating procedures (US EPA, 2020a). During the

purging of each well, field measurements of temperature, specific conductance, dissolved oxygen (DO), pH, and oxidation-reduction potential (ORP) were recorded using a SmarTroll® (In-Situ® field instrument) or an Aqua TROLL 400 along with a separate turbidity meter to verify stabilization. Groundwater samples were collected when the following general stabilization criteria were met:

- 0.1 standard units (S.U.) for pH
- 5% for specific conductance
- 0.2 milligrams per liter (mg/L) for DO or 10% if DO > 0.5 mg/L (whichever is greater)
- Turbidity less than 5 Nephelometric Turbidity Units (NTU)

Field data and sampling notes for each monitoring well are recorded on field sampling forms, which contain a description of the sampling equipment, sampling method, purge rate, field observations, and depth to water measurements at each monitoring location. Deviations from stabilization criteria, if applicable, are identified on field sampling forms. Following well stabilization, unfiltered samples were collected directly into appropriately preserved, laboratory-supplied sample containers, placed in iced coolers, and submitted to the laboratory following standard chain-of-custody protocol. Field data forms (“Low-Flow Test Reports”) generated directly from the SmarTroll® or Aqua TROLL 400, field sampling forms, and daily instrument calibration logs are included in Appendix A. Chain-of-Custody records are provided in Appendix B.

3.4 Surface Water Sampling

During the 2023 sampling events, surface water locations SWA-1 through SWA-3 and SWC-4 through SWC-9 were sampled, except when dry, using applicable US EPA operating procedures (US EPA, 2021). No surface water sample was collected at location SWC-9 during February or locations SWA-1, SWC-5, and SWC-9 during August 2023 as they were dry at the time of sampling. Surface water samples were analyzed for target parameters, as indicated in the GWMP. The results of the first and second semi-annual surface water sampling events are provided in Tables 5E and 5F. A Tabular summary of historical surface water monitoring results is presented in Appendix D and includes data from the current monitoring event as well as each of the historical monitoring events.

Review of Tables 5E and 5F and a comparison of upstream to downstream results indicate no significant changes in surface water chemistry downstream of the landfill. Thus, there is no evidence of landfill impacts to surface water at the Site.

3.5 Effluent Sampling

During each of the 2023 sampling events, one effluent sample was collected from the point of discharge of the FGD waste stream for Cell 1. The FGD effluent sample was analyzed for permit-specified semi-annual monitoring parameters. Results of the FGD effluent sample collected on March 23, and August 10, 2023, are provided in Appendix B.

3.6 Laboratory Analyses

Cell 1 and PAC Ash Cell monitoring wells were sampled and analyzed for applicable state and federal monitoring parameters pursuant to the GWMP. Analytical methods used for groundwater monitoring parameters are provided in laboratory reports in Appendix B.

Laboratory analyses were performed by Eurofins TestAmerica Laboratory (TAL) located in St. Louis, Missouri, and Savannah, Georgia, which are accredited by National Environmental Laboratory Accreditation Program (NELAP) and maintains a NELAP certification for all parameters analyzed for this project. In addition, TAL laboratories are certified by the State of Georgia to perform analyses. Groundwater data and chain of custody records for the monitoring events are presented in Appendix B.

3.7 Quality Assurance and Quality Control

During each the sampling event, quality assurance/quality control (QA/QC) samples were collected at a rate of one sample per every 10 samples. Equipment blanks (collected where non-dedicated sampling equipment is used), field blanks, and duplicate samples were collected during this sampling event. QA/QC sample data were evaluated during data validation and are included in Appendix B.

A value followed by a "J" flag in tables and laboratory reports indicate that the value is an estimated analyte concentration detected between the method detection limit (MDL) and the laboratory reporting limit (RL). The estimated value is positively identified but is below the lowest concentration that can be reliably quantified within specified limits of precision and accuracy under routine laboratory operating conditions.

Groundwater quality data in this report were independently validated in accordance with US EPA Region 4 Data Validation Standard Operating Procedures (US EPA, 2011a and 2011b), National Functional Guidelines for Inorganic Superfund Methods Data Review (US EPA, 2020b) and the analytical methods. Data validation generally consisted of reviewing sample integrity, holding times, laboratory method blanks, laboratory control samples, matrix spikes/matrix spike duplicate recoveries, relative percent differences (RPDs), laboratory and field duplicate RPDs, field and equipment blanks, and reporting limits. Where appropriate, validation qualifiers and flags were applied to the data per US EPA procedures and guidance. Data validation summary reports prepared by WSP are included in Appendix B. Flagged data identified in the statistical analysis reports are described in the following section. The data are considered usable for meeting project objectives and the results are considered valid.

4.0 STATISTICAL ANALYSES

Statistical analysis of groundwater monitoring data was performed on samples collected from the groundwater monitoring network following the appropriate certified statistical methodology following each sampling event.

4.1 Statistical Methods

The selected statistical method for Cell 1 and PAC Ash Cell was developed using methodology presented in *Statistical Analysis of Groundwater Data at RCRA Facilities, Unified Guidance*, March 2009, US EPA 530/R-09-007 (Unified Guidance). The Sanitas Groundwater statistical software was used to perform the statistical analyses. Sanitas is a decision-support software package that incorporates the statistical tests required of Subtitle C and D facilities by US EPA regulations and guidance as recommended in the Unified Guidance (US EPA, 2009).

Groundwater quality data for Cell 1 were evaluated using a combination of interwell and intrawell prediction limits for required parameters. Intrawell methods utilize historical data from within a given well to establish a statistical limit for comparison of compliance data. As a result, each parameter will have a different statistical limit for each well. Data from the first and second semi-annual detection monitoring events in 2023 are compared to the calculated statistical limits (utilizing historical data through December 2022 in applicable cases for Cell 1 and

August 2022 for PAC Ash Cell) to determine whether any concentrations exceed background levels. Interwell statistical analyses pools upgradient data to calculate a prediction limit for which downgradient data is compared. The selected statistical method(s) uses an optional 1-of-2 verification resample plan. When an initial statistically significant increase (SSI) or questionable result occurs, a second sample may be collected to verify the initial result or determine if the result was an outlier. If the initial finding was not verified by resampling, the resampled value replaced the initial finding. When the re-sample confirms the initial finding, both values remain in the database and an SSI is declared.

Intrawell prediction limits are constructed from historical data within a given well, and the most recent sample is compared to background. Intrawell statistical methods are a conservative first step that may be overly sensitive to natural variation, particularly for constituents at low or near background concentrations that can vary naturally with variations in groundwater flow conditions. Therefore, for instances where an apparent SSI is identified by intrawell statistical methods, interwell statistical methods may be used as a reasonable second step to determine if the initial exceedance is below Site-wide background.

4.2 Statistical Analysis Results

The calculated prediction limits and the statistical analysis (Sanitas) results are included in Appendix E. Following the statistical methods described above, including the two-step analyses for the February and August 2023 and the verification sampling events in May and October 2023, the statistical results for 2023 monitoring events are summarized below.

4.2.1 February 2023 Statistical Analysis Results

Following the statistical methods described above, including the two-step analyses, the following table presents the SSIs noted following the first semi-annual 2023 monitoring event including both the February sample event and the May 2023 verification sampling event.

February 2023 Statistically Significant Increase Summary

Well	Parameter	Concentration (mg/L) February / May 2023	Intrawell Upper Prediction Limit (mg/L)	Interwell Upper Prediction Limit (mg/L)
Cell 1				
GWC-4	Barium	0.081 / NA	0.05318	0.051
GWC-4	Chloride ^[1]	16 / 24	16.42	7.2
GWC-4	TDS	240 / 290	178.1	137.7
GWC-2	Nickel	0.0038 / NA	0.0028	0.00202
GWC-10	Nickel	0.0031 / NA	0.003	0.00202
GWC-10	Sulfate	4.7 / 4.3	1.2	3.5
GWC-3	Sulfate	4.7 / 4.2	1.1	3.5
PAC Ash Cell – No Exceedances				

^[1] Chloride concentrations reported during the February 2023 monitoring event were not elevated above the intrawell prediction limit for any of the site monitoring wells. However, a sample was inadvertently collected at well GWC-4 in May 2023 during resampling efforts and results were reported above the prediction limit indicating an initial apparent SSI. The August 2023 sample results which can be considered a resample event, were reported below the prediction limit. Therefore, although, the May 2023 chloride concentration (24 mg/L) is above the intrawell prediction limit (16.42 mg/L), the initial apparent SSI was not confirmed.

^[2] NA indicates the analyte was not analyzed during resampling.

Concentrations of Appendix I and Appendix III constituents are below respective prediction limits for each of the Cell 1 and PAC Ash Cell monitoring wells during the first semi-annual 2023 monitoring event with the exceptions noted above. Apparent statistical exceedances for barium, chloride, TDS, nickel, and sulfate are noted for select monitoring wells at Cell 1. No statistical exceedances were identified in PAC Ash Cell monitoring wells.

4.2.2 August 2023 Statistical Analysis Results

Following the statistical methods described above, including the two-step analyses, the following table presents the SSIs noted following the second semi-annual 2023 monitoring event including both the August sampling event and the October 2023 verification resampling event.

August 2023 Statistically Significant Increase Summary

Well	Parameter	Concentration (mg/L) August/October 2023	Intrawell Upper Prediction Limit (mg/L)	Interwell Upper Prediction Limit (mg/L)
Cell 1				
GWC-4	Barium	0.085 / NA	0.05318	0.051
GWC-4	Sulfate	53 / NA	6.288	3.5
GWC-4	TDS	220 / NA	178.1	137.7
GWC-4	Calcium	25 / NA	17.6	14
GWC-8A	Calcium	53 / NA	45.47	14
GWC-19	Calcium	18 / NA	15.99	14
GWC-20	Calcium	16 / NA	15.76	14
PAC Ash Cell				
GWC-53	Chloride	14 / 15	13	13

^[1] NA indicates the analyte was not analyzed during resampling.

Concentrations of Appendix I and Appendix III constituents are below respective prediction limits for each of the Cell 1 and PAC Ash Cell monitoring wells during the second semi-annual monitoring event with the exceptions noted above. Apparent statistical exceedances for barium, calcium, sulfate, and TDS are noted for select monitoring wells at Cell 1. A statistical exceedance for chloride is noted for well GWC-53 at the PAC Ash Cell.

5.0 ALTERNATE SOURCE DEMONSTRATIONS

In response to the February 2023 SSIs of barium, chloride, TDS, nickel, and sulfate at various wells (listed in section 4.2.1) downgradient of Cell 1, an ASD has been submitted following the options of 40 CFR § 257.95 and 391-3-4-.10(6); (see Appendix F). The ASD concluded that the statistical exceedances above the prediction limit identified following the first semi-annual monitoring event in 2023 are the result of natural variability in groundwater chemistry.

In response to the August 2023 SSIs, barium, calcium, sulfate, and TDS at various wells (listed in section 4.2.2) downgradient of Cell 1, an ASD is forthcoming following the options of 40 CFR § 257.95 and 391-3-4-.10(6). In support of the forthcoming ASD as well as previous ASDs, major ions were monitored during this sampling event. Data will be evaluated in support of the current and past ASDs.

PREVIOUS SITE SOURCE DEMONSTRATIONS

ASDs have been previously prepared to address prior SSIs over background for Appendix I and Appendix III constituents at the site. These ASDs were previously submitted to GA EPD under separate report covers. Based on EPD guidance, many of these ASDs no longer require concurrence because constituents have not been detected above background for two consecutive events, which supports the determinations of natural variability in those ASDs. The SSIs that have been identified within the past 12 months (2 previous sampling events) and have been addressed by ASDs are listed below. Appendix F, includes the ASDs completed for Plant Scherer in the previous 6-month period.

Alternate Source Demonstration	Constituent	Well	Status of Approval by GA EPD
Alternate Source Demonstration Plant Scherer Cell 1 and PAC Ash Cell Permit No. 102.009D(LI), 2022, November 29, 2022	Barium	GWC-4	Submitted
	Sulfate	GWC-4	
	Calcium	GWC-8A	
Alternate Source Demonstration Plant Scherer Cell 1 and PAC Ash Cell Permit No. 102.009D(LI), 2022 Second Semi-Annual Event, May 1, 2023	Calcium	GWC-4	Submitted
	Calcium	GWC-19	
	Barium	GWC-4	
	Sulfate	GWC-4	
	Boron	GWC-10	
Alternate Source Demonstration Plant Scherer Cell 1 and PAC Ash Cell Permit No. 102.009D(LI), 2023 First Semi-Annual Event, November 29, 2023	Barium	GWC-4	Submitted
	Nickel	GWC-2	
	Nickel	GWC-10	
	Sulfate	GWC-3	
	Sulfate	GWC-10	
	TDS	GWC-4	

6.0 MONITORING PROGRAM STATUS

Plant Scherer Cell 1 and PAC Ash Cell remain in detection monitoring. Table 2 presents the status of each well within the certified monitoring network for Cell 1 and PAC Ash Cell, respectively. SSIs of barium, chloride, TDS, nickel, and sulfate identified during the February/May 2023 event have been addressed by an ASD (WSP, 2023b). The SSIs reported for the August 2023 monitoring events (barium, calcium, chloride, sulfate, and TDS) will be addressed in a forthcoming ASD under separate cover. As such, Cell 1 and PAC Ash Cell will remain in detection monitoring. The next semi-annual groundwater sampling event is scheduled for February 2024.

7.0 CONCLUSIONS

This 2023 *Annual Groundwater Monitoring and Corrective Action Report*, Georgia Power Plant Scherer Cell 1 and PAC Ash Cell has been prepared to fulfill the requirements of 40 CFR 257, Georgia EPD SWMR 391-3-4-.14, the May 9, 2023, CCR Solid Waste Handling Permit 102-009D (CCR), and the Site's GWMP. Samples were obtained between February 21 and March 1, 2023 with verification resampling conducted on May 2, 2023 during the first semi-annual event and between August 1 through 10, 2023 with resampling conducted in October 2023 during the second semi-annual event. The groundwater flow direction and rates observed during 2023 are consistent with historical evaluations.

Review of analytical results and statistical analyses using the two-step analyses developed for the Site identified statistical exceedances in the first semi-annual 2023 sampling event. An ASD has been prepared and submitted to EPD; the ASD concluded that the SSIs noted are the result of natural variability and not the result of a release from the unit.

Review of analytical results and statistical analyses using the two-step method developed for the Site identified statistical exceedances in the second semi-annual 2023 sampling event. Preparation of an ASD is underway to address each of these SSIs. The ASD will be submitted within the timeline required by 40 CFR § 257.95 and 391-3-4-.10(6). The monitoring well network continues to effectively monitor the water-bearing unit beneath Cell 1 and PAC Ash Cell.

Based on the findings presented herein, Plant Scherer Cell 1 and PAC Ash Cell will continue with detection groundwater monitoring and reporting. The next semi-annual sampling event is tentatively scheduled in February 2024.

8.0 REFERENCES

- Bunnell Lammons Engineering, 2022. Plant Scherer Proposed Coal Combustion By-Products Storage Facility Site Acceptability Report.
- Georgia Department of Natural Resources Environmental Protection Division Chapter 391-3-4 Solid Waste Management; 2010 Solid Waste Permit 102-009S(CCR).
- Georgia Department of Natural Resources Environmental Protection Division Chapter 391-3-4 Solid Waste Management; May 9, 2023, Solid Waste Permit 102-009D(CCR).
- Golder, 2022, *Hydrogeologic Assessment Report, Plant Scherer Ash Pond 1*, Golder Associates USA Inc., September 2022.

- Heath, R.C., 1982, Basic Ground-Water Hydrology. Water Supply Paper 2220. U.S. Geological Survey, Federal Center, Box 25425, Denver, Colorado.
- Sanitas: Groundwater Statistical Software (2014), Sanitas Technologies, Shawnee, KS, 2007.
- Southern Company Generation Engineering and Construction Services, 2010. Groundwater Monitoring Plan Narrative of the Design & Operations (D&O) Plan for Plant Scherer Coal Combustion By-Product CCB Disposal Facility, February 26, 2010.
- US EPA, 1996, *Soil Screening Guidance: User's Guide*, Second Edition, EPA/540/R-96-018, July.
- US EPA, 2009, Statistical Analysis of Groundwater Monitoring Data at RCRA Facilities Unified Guidance, EPA 530-R-09-007.
- US EPA, 2011, Data Validation Standard Operating Procedures. Science and Ecosystem Support Division. Region 4. Athens, GA. September.
- US EPA, September 2011a, U.S. Environmental Protection Agency Region 4, Science and Ecosystem Support Division, Quality Assurance Section, MTSB, Data Validation Standard Operating Procedures for Contract Laboratory Program Inorganic Data by Inductively Coupled Plasma – Atomic Emission Spectroscopy and Inductively Coupled Plasma – Mass Spectroscopy, Revision 2.0.
- US EPA, September 2011b, U.S. Environmental Protection Agency Region 4, Science and Ecosystem Support Division, Quality Assurance Section, MTSB, Data Validation Standard Operating Procedures for Contract Laboratory Program Mercury Data by Cold Vapor Atomic Absorption, Revision 2.0.
- US EPA, 2020a, Laboratory Services and Applied Science Division, Operating Procedure, Field Equipment Cleaning and Decontamination June 2020
- US EPA, 2020b, National Functional Guidelines for Inorganic Superfund Methods Data Review, Office of Superfund Remediation and Technology Innovation. OLEM 9240.0-51 [EPA 540-R-20-005]. Washington. DC, November 2020.
- US EPA, 2021, Laboratory Services and Applied Science Division, Operating Procedure, Surface Water Sampling December 2021.
- WSP, 2023a. Alternate Source Demonstration Georgia Power Company – Plant Scherer Cell 1 and PAC Ash Cell Permit No. 102.009D(LI) 2022 Second Semi-Annual Event, WSP USA Inc., May 1, 2023.
- WSP, 2023b. Alternate Source Demonstration Georgia Power Company – Plant Scherer Cell 1 and PAC Ash Cell Permit No. 102.009S(CCR) 2023 First Semi-Annual Event, WSP USA Inc., November 29, 2023.

TABLES

TABLE 1
SUMMARY OF MONITORING WELL AND PIEZOMETER CONSTRUCTION DATA
Georgia Power Company - Plant Scherer
Juliette, GA

Well ID	Hydraulic Location	Screened Matrix	NAD 83 Northing ^[1]	NAD 83 Easting ^[1]	Ground Surface Elevation at Concrete Pad (feet NAVD88)	Ground Surface Elevation (feet NAVD88) ^[2]	Top of Casing Elevation (feet NAVD88) ^[2]	Well Depth (ft BTOC) ^[3]	Top of Screen Elevation (feet NAVD88) ^[2]	Bottom of Screen Elevation (feet NAVD88) ^[2]	Screen Length (feet)	Date of Installation
GYPSUM CELL 1												
GWC-1	Downgradient	Overburden	1120077.85	2411555.32	371.77	371.6	374.95	39.35	346.91	336.91	10	10/28/2009
GWC-2	Downgradient	Overburden	1119816.59	2411493.53	377.02	376.9	380.22	57.82	332.12	322.12	10	10/8/2009
GWC-3	Downgradient	Overburden	1119615.01	2411201.98	409.97	409.6	412.66	49.46	373.20	363.20	10	10/29/2009
GWC-4	Downgradient	Overburden	1119255.96	2411041.82	408.50	408.4	411.75	42.85	378.70	368.70	10	11/21/2009
GWC-5	Downgradient	Overburden	1118897.72	2411025.88	393.37	393.3	396.69	38.22	372.84	362.84	10	10/22/2009
GWC-6	Downgradient	Bedrock	1118575.69	2410872.56	412.48	412.4	415.80	47.92	377.52	367.52	10	10/21/2009
GWC-7	Downgradient	Overburden	1118243.67	2410645.91	414.51	414.4	418.27	58.36	369.84	359.84	10	10/20/2009
GWC-8A	Downgradient	Overburden	1117917.32	2410375.16	398.65	398.6	401.62	48.02	364.30	354.30	10	3/29/2017
GWC-9	Downgradient	Overburden	1117955.40	2410167.75	383.21	382.8	386.18	19.87	376.02	366.02	10	11/4/2009
GWC-10	Downgradient	Overburden	1118306.77	2410018.28	389.49	388.9	392.87	39.48	367.50	357.50	10	11/3/2009
GWC-11	Downgradient	Overburden	1118648.98	2409778.84	399.21	398.8	402.33	33.52	377.81	367.81	10	11/3/2009
GWC-12	Downgradient	Overburden	1118977.87	2409554.57	409.66	409.2	412.89	37.23	384.94	374.94	10	11/3/2009
GWC-13	Downgradient	Overburden	1119338.68	2409390.95	416.71	416.5	419.77	42.76	386.52	376.52	10	11/2/2009
GWC-14	Downgradient	Overburden	1119655.05	2409111.75	400.41	400.2	403.60	28.43	386.09	376.09	10	11/4/2009
GWA-15	Upgradient	Overburden	1120009.40	2409282.43	412.00	411.7	415.01	28.31	395.51	385.51	10	11/4/2009
GWA-16	Upgradient	Overburden	1120248.68	2409579.75	441.01	440.9	444.24	58.33	396.71	386.71	10	10/13/2009
GWA-17	Upgradient	Overburden	1120210.57	2409946.73	442.92	442.8	445.84	46.32	409.27	399.27	10	9/28/2009
GWC-18	Downgradient	Overburden	1119998.73	2410261.85	436.40	436.3	439.66	62.86	389.49	379.49	10	9/29/2009
GWC-19	Downgradient	Overburden	1119645.70	2410713.20	426.34	426.3	430.20	73.90	382.45	372.45	10	10/2/2009
GWC-20	Downgradient	Overburden	1119950.51	2411195.38	423.03	423.0	426.30	72.93	363.85	353.85	10	10/6/2009



TABLE 1
SUMMARY OF MONITORING WELL AND PIEZOMETER CONSTRUCTION DATA
Georgia Power Company - Plant Scherer
Juliette, GA

Well ID	Hydraulic Location	Screened Matrix	NAD 83 Northing ^[1]	NAD 83 Easting ^[1]	Ground Surface Elevation at Concrete Pad (feet NAVD88)	Ground Surface Elevation (feet NAVD88) ^[2]	Top of Casing Elevation (feet NAVD88) ^[2]	Well Depth (ft BTOC) ^[3]	Top of Screen Elevation (feet NAVD88) ^[2]	Bottom of Screen Elevation (feet NAVD88) ^[2]	Screen Length (feet)	Date of Installation
PAC ASH CELL												
GWA-21	Upgradient	Overburden	1120675.73	2409462.70	419.81	419.7	422.58	19.88	412.04	402.04	10	6/29/2010
GWA-22	Upgradient	Overburden/Bedrock	1120962.12	2409473.22	442.01	442.0	444.50	42.49	412.29	402.29	10	6/30/2010
GWC-29	Downgradient	Overburden	1119875.58	2408717.95	396.98	396.9	399.64	27.12	382.78	372.78	10	6/28/2010
GWA-45	Upgradient	Overburden	1120669.03	2407889.56	448.33	448.3	451.08	35.81	425.99	415.99	10	6/23/2010
GWA-46	Upgradient	Overburden	1120783.23	2408235.69	458.37	458.3	461.13	46.31	424.38	414.38	10	6/23/2010
GWA-47	Upgradient	Overburden	1120862.63	2408585.01	463.03*	462.9	465.77	57.87	421.74	411.74	10	6/22/2010
GWA-48	Upgradient	Overburden	1120953.42	2408939.48	459.00	458.8	461.73	74.89	407.74	397.74	10	6/22/2010
GWA-49	Upgradient	Overburden	1121030.08	2409288.38	430.16	429.9	432.88	40.02	401.81	391.81	10	6/21/2010
GWC-50	Downgradient	Overburden	1119917.51	2408956.10	404.44	404.3	407.16	37.82	380.88	370.88	10	6/28/2010
GWC-51	Downgradient	Overburden	1119835.51	2408436.95	407.37	407.3	410.15	29.87	393.78	383.78	10	7/27/2010
GWC-52	Downgradient	Overburden	1119972.34	2408203.99	414.43	414.4	417.13	32.75	394.53	384.53	10	6/24/2010
GWC-53	Downgradient	Overburden	1120319.65	2407943.05	433.10	432.9	435.83	30.93	412.84	402.84	10	6/23/2010



TABLE 1
SUMMARY OF MONITORING WELL AND PIEZOMETER CONSTRUCTION DATA
Georgia Power Company - Plant Scherer
Juliette, GA

Well ID	Hydraulic Location	Screened Matrix	NAD 83 Northing ^[1]	NAD 83 Easting ^[1]	Ground Surface Elevation at Concrete Pad (feet NAVD88)	Ground Surface Elevation (feet NAVD88) ^[2]	Top of Casing Elevation (feet NAVD88) ^[2]	Well Depth (ft BTOC) ^[3]	Top of Screen Elevation (feet NAVD88) ^[2]	Bottom of Screen Elevation (feet NAVD88) ^[2]	Screen Length (feet)	Date of Installation
CELL 3												
GWC-30	Downgradient	Overburden/Bedrock	1119366.69	2408976.35	392.19	392.0	394.49	21.5	384.04	374.04	10	1/24/2020
GWC-31	Downgradient	Overburden	1118970.00	2409062.02	390.13	390.0	392.78	21.8	380.68	370.68	10	1/23/2020
GWC-32	Downgradient	Overburden	1118749.53	2409084.83	407.25	406.9	410.03	38.1	381.95	371.95	10	1/21/2020
GWC-33A	Downgradient	Overburden	1118458.68	2409359.58	391.32	390.9	393.96	27.1	376.87	366.87	10	1/25/2020
GWC-34	Downgradient	Overburden	1118248.26	2409680.41	386.48	386.2	389.29	22.1	377.23	367.23	10	1/13/2020
GWC-35	Downgradient	Overburden	1117860.46	2409906.21	385.35	385.1	387.90	22.8	375.10	365.10	10	1/12/2020
GWC-36	Downgradient	Overburden	1117561.29	2409681.44	422.52	422.0	425.12	48.5	386.62	376.62	10	1/10/2020
GWC-37	Downgradient	Overburden	1117239.70	2409636.56	427.38	427.2	429.80	44.6	395.23	385.23	10	1/8/2020
GWC-38	Downgradient	Overburden	1116786.45	2409533.11	416.23	416.0	418.68	41.7	386.98	376.98	10	1/7/2020
GWA-39	Upgradient	Bedrock	1116967.57	2408671.68	454.59	454.2	457.62	62.4	405.24	395.24	10	12/20/2019
GWA-40	Upgradient	Overburden	1117365.24	2408730.04	461.25	461.2	463.84	47.5	427.15	417.15	10	12/18/2020
GWA-41	Upgradient	Overburden	1118096.97	2408412.15	431.70	431.4	434.12	46.7	403.75	393.75	10	1/26/2020
GWA-42	Upgradient	Overburden	1118500.68	2408233.53	402.57	402.2	405.19	21.8	393.37	383.37	10	1/27/2020
GWA-43	Upgradient	Overburden	1118861.38	2408484.42	398.42	398.1	400.94	21.8	389.12	379.12	10	1/26/2020
GWA-44A	Upgradient	Overburden	1119296.99	2408569.76	396.83	396.5	399.62	23.9	386.58	376.58	10	1/27/2020
GWA-54	Upgradient	Bedrock	1117751.40	2408588.52	448.78	448.6	451.49	51.7	409.83	399.83	10	12/21/2020

Notes:

ft = feet; ft BTOC = feet below top of casing

[1] Coordinates in North American Datum (NAD) 1983, State Plane, Georgia-West, feet.

[2] Vertical elevations are in feet relative to the North American Vertical Datum (NAVD) 1988.

[3] Total well depth accounts for sump if data provided on well construction logs.

[4] Survey data provided by Jordan Engineering, Inc., July 2020.

[5] - = not applicable



TABLE 2
GROUNDWATER SAMPLING EVENT SUMMARY
 Georgia Power Company - Plant Scherer
 Juliette, Georgia

Well ID	Hydraulic Location	Sampling Event	Resampled	Sampling Event	Resampled	Status of Monitoring Well
		February 2023	May 2023	August 2023	October 2023	
Purpose of Sampling Event		Detection	Detection	Detection	Detection	
CELL 1						
GWA-15	Upgradient	X		X		Detection
GWA-16	Upgradient	X		X		Detection
GWA-17	Upgradient	X		X		Detection
GWC-1	Downgradient	X		X	X	Detection
GWC-2	Downgradient	X		X		Detection
GWC-3	Downgradient	X	X	X	X	Detection
GWC-4	Downgradient	X	X	X		Detection
GWC-5	Downgradient	X		X		Detection
GWC-6	Downgradient	X		X		Detection
GWC-7	Downgradient	X	X	X		Detection
GWC-8A	Downgradient	X	X	X	X	Detection
GWC-9	Downgradient	X		X		Detection
GWC-10	Downgradient	X	X	X		Detection
GWC-11	Downgradient	X		X		Detection
GWC-12	Downgradient	X		X		Detection
GWC-13	Downgradient	X		X		Detection
GWC-14	Downgradient	X		X		Detection
GWC-18	Downgradient	X		X		Detection
GWC-19	Downgradient	X		X		Detection
GWC-20	Downgradient	X		X		Detection



TABLE 2
GROUNDWATER SAMPLING EVENT SUMMARY
 Georgia Power Company - Plant Scherer
 Juliette, Georgia

Well ID	Hydraulic Location	Sampling Event	Resampled	Sampling Event	Resampled	Status of Monitoring Well
		February 2023	May 2023	August 2023	October 2023	
Purpose of Sampling Event		Detection	Detection	Detection	Detection	
PAC ASH CELL						
GWA-21	Upgradient	X		X		Detection
GWA-22	Upgradient	X		X		Detection
GWA-45	Upgradient	X		X		Detection
GWA-46	Upgradient	X		X		Detection
GWA-47	Upgradient	X		X		Detection
GWA-48	Upgradient	X		X		Detection
GWA-49	Upgradient	X		X		Detection
GWC-29	Downgradient	X		X		Detection
GWC-50	Downgradient	X	X	X		Detection
GWC-51	Downgradient	X		X		Detection
GWC-52	Downgradient	X		X		Detection
GWC-53	Downgradient	X		X	X	Detection



TABLE 3
SUMMARY OF GROUNDWATER ELEVATIONS
Georgia Power Company - Plant Scherer
Juliette, GA

Well ID	Top of Casing Elevation (Feet NAVD88) (certified 7/17/2020)	GROUNDWATER ELEVATION (Feet NAVD88)	
		2/21/2023	7/31/2023
CELL 1			
GWC-1	374.95	NM	364.71
GWC-2	380.22	368.38	365.74
GWC-3	412.66	376.98	377.93
GWC-4	411.75	379.50	379.32
GWC-5	396.69	377.59	376.88
GWC-6	415.80	377.35	378.29
GWC-7	418.27	375.84	375.99
GWC-8A	401.62	379.60	378.36
GWC-9	386.18	379.60	378.52
GWC-10	392.87	383.14	381.47
GWC-11	402.33	385.84	383.57
GWC-12	412.89	389.84	387.72
GWC-13	419.77	391.29	389.29
GWC-14	403.60	391.89	389.98
GWA-15	415.01	404.50	402.47
GWA-16	444.24	412.75	411.80
GWA-17	445.84	415.32	416.49
GWC-18	439.66	405.44	406.24
GWC-19	430.20	392.20	392.42
GWC-20	426.30	381.74	382.24

**TABLE 3
SUMMARY OF GROUNDWATER ELEVATIONS
Georgia Power Company - Plant Scherer
Juliette, GA**

Well ID	Top of Casing Elevation (Feet NAVD88) (certified 7/17/2020)	GROUNDWATER ELEVATION (Feet NAVD88)	
		2/21/2023	7/31/2023
PAC ASH CELL			
GWA-21	422.58	419.14	417.01
GWA-22	444.50	421.78	419.99
GWC-29	399.64	394.18	393.50
GWA-45	451.08	436.39	434.28
GWA-46	461.13	429.90	429.64
GWA-47	465.77	426.18	427.21
GWA-48	461.73	424.41	425.22
GWA-49	432.88	423.47	421.10
GWC-50	407.16	398.91	397.77
GWC-51	410.15	401.79	400.81
GWC-52	417.13	408.06	407.67
GWC-53	435.83	425.80	424.69

TABLE 3
SUMMARY OF GROUNDWATER ELEVATIONS
Georgia Power Company - Plant Scherer
Juliette, GA

Well ID	Top of Casing Elevation (Feet NAVD88) (certified 7/17/2020)	GROUNDWATER ELEVATION (Feet NAVD88)	
		2/21/2023	7/31/2023
CELL 3			
GWA-39	457.62	431.32	431.48
GWA-40	463.84	431.13	429.82
GWA-41	434.12	423.49	423.13
GWA-42	405.19	400.71	399.18
GWA-43	400.94	397.13	395.52
GWA-44A	399.62	395.98	394.02
GWA-54	451.49	425.80	424.05
GWC-30	394.49	388.99	387.19
GWC-31	392.78	387.63	386.59
GWC-32	410.03	387.03	386.08
GWC-33A	393.96	384.61	383.99
GWC-34	389.29	382.13	381.02
GWC-35	387.90	383.37	382.35
GWC-36	425.12	393.76	394.29
GWC-37	429.80	406.89	405.31
GWC-38	418.68	407.82	406.26

Notes:

Feet NAVD88 = Elevation in feet referenced to North American Vertical Datum of 1988

NM = Not Measured due to site access limitation or was inadvertently excluded. Water levels measured at the start of sampling are noted on field forms.

TABLE 4A
HORIZONTAL GROUNDWATER VELOCITY CALCULATIONS - FEBRUARY 2023
 Georgia Power Company - Plant Scherer
 Juliette, Georgia

Flow Paths	Groundwater Elevation (feet NAVD 88)	ΔH (feet) ¹	ΔL (feet) ²	Hydraulic Gradient ($\Delta H/\Delta L$) ³	Hydraulic Conductivity, K (feet per day) ⁵	Assumed Effective Porosity (n_e) ⁶	Average Linear Groundwater Velocity	
							(feet per day) ⁴	(feet per year) ⁴
Cell 1:								
GWA-17/GWC-7	415.32	39.48	2110	0.019	2.36	0.2	0.22	81
	375.84							
GWC-19/GWC-3	392.20	15.22	500	0.030	2.36	0.2	0.36	131
	376.98							
PAC Ash:								
GWA-45/GWC-51	436.39	34.60	1062	0.033	2.36	0.2	0.38	140
	401.79							
GWA-47/GWC-50	426.18	27.27	1020	0.027	2.36	0.2	0.32	115
	398.91							

Notes:

1. ΔH = Change in groundwater elevation
2. ΔL = Distance along flow path
3. $I = \Delta H / \Delta L$
4. Velocity = $(I * K)/n_e$
5. Hydraulic conductivity range based on historic aquifer performance tests
6. Effective porosity based on default values for effective porosity recommended by USEPA for a silty sand-type soil (USEPA, 1996)

TABLE 4B
HORIZONTAL GROUNDWATER VELOCITY CALCULATIONS - JULY 2023
 Georgia Power Company - Plant Scherer
 Juliette, Georgia

Flow Paths	Groundwater Elevation (feet NAVD 88)	ΔH (feet) ¹	ΔL (feet) ²	Hydraulic Gradient ($\Delta H/\Delta L$) ³	Hydraulic Conductivity, K (feet per day) ⁵	Assumed Effective Porosity (n_e) ⁶	Average Linear Groundwater Velocity	
							(feet per day) ⁴	(feet per year) ⁴
Cell 1:								
GWA-17/GWC-7	416.49	40.50	2110	0.019	2.36	0.2	0.23	83
	375.99							
GWC-19/GWC-3	392.42	14.49	500	0.029	2.36	0.2	0.34	125
	377.93							
PAC Ash:								
GWA-45/GWC-51	434.28	33.47	1062	0.032	2.36	0.2	0.37	136
	400.81							
GWA-47/GWC-50	427.21	29.44	1020	0.029	2.36	0.2	0.34	124
	397.77							

Notes:

1. ΔH = Change in groundwater elevation
2. ΔL = Distance along flow path
3. $I = \Delta H / \Delta L$
4. Velocity = $(I * K)/n_e$
5. Hydraulic conductivity range based on historic aquifer performance tests
6. Effective porosity based on default values for effective porosity recommended by USEPA for a silty sand-type soil (USEPA, 1996)

TABLE 5A
ANALYTICAL DATA SUMMARY - CELL 1- FEBRUARY 2023
 Georgia Power Company - Plant Scherer
 Juliette, Georgia

Analyte	Units	GROUNDWATER MONITORING WELLS												
		GWA-15	GWA-16	GWA-17	GWC-1	GWC-2	GWC-3	GWC-3	GWC-4	GWC-4	GWC-5	GWC-6	GWC-7	GWC-7
		2/28/2023	2/28/2023	2/28/2023	2/27/2023	2/27/2023	2/28/2023	5/2/2023	2/27/2023	5/2/2023	2/28/2023	2/27/2023	2/27/2023	5/2/2023
APPENDIX III														
BORON, TOTAL	mg/L	< 0.060	< 0.060	< 0.060	< 0.060	< 0.060	< 0.060	--	< 0.060	--	0.19	< 0.060	< 0.060	--
CALCIUM, TOTAL	mg/L	4.1	13	8.7	19	19	5.9	--	26	--	34	17	16	--
CHLORIDE, TOTAL	mg/L	6.3	1.7	1.4	3.8	2.2	3.1	--	16	24 *	11	5.2	3.5	--
FLUORIDE, TOTAL	mg/L	0.077 J	0.089 J	0.067 J	0.080 J	0.055 J	0.080 J	--	0.075 J	--	0.065 J	0.072 J	0.054 J	--
pH	S.U.	5.40	6.45	6.19	6.56	6.41	6.00	6.27 *	6.17	6.13 *	6.00	6.16	6.35	6.38 *
SULFATE, TOTAL	mg/L	3.5	1.4	1.3	1.6	1.6	4.7	4.2 *	56	--	87	13	1.4	--
TOTAL DISSOLVED SOLIDS	mg/L	50	110	94	160	140	72	--	240	290 *	240	150	140	--
STATE PARAMETERS														
ANTIMONY, TOTAL	mg/L	< 0.00097	< 0.00097	< 0.00097	< 0.00097	< 0.00097	< 0.00097	--	< 0.00097	--	< 0.00097	< 0.00097	< 0.00097	--
ARSENIC, TOTAL	mg/L	< 0.00028	< 0.00028	< 0.00028	< 0.00028	< 0.00028	< 0.00028	--	< 0.00028	--	< 0.00028	< 0.00028	< 0.00028	--
BARIUM, TOTAL	mg/L	0.010	0.025	0.030	0.049	0.048	0.011	--	0.081	--	0.038	0.052	0.036	--
BERYLLIUM, TOTAL	mg/L	< 0.00027	< 0.00027	< 0.00027	< 0.00027	< 0.00027	< 0.00027	--	< 0.00027	--	< 0.00027	< 0.00027	< 0.00027	--
CADMIUM, TOTAL	mg/L	< 0.00022	< 0.00022	< 0.00022	< 0.00022	< 0.00022	< 0.00022	--	< 0.00022	--	< 0.00022	< 0.00022	< 0.00022	--
CHROMIUM, TOTAL	mg/L	< 0.0015	0.0061	0.0083	0.014	0.012	0.010	--	0.0039	--	0.0068	0.0047	0.0092	--
COBALT, TOTAL	mg/L	0.0026	< 0.00026	< 0.00026	< 0.00026	< 0.00026	< 0.00026	--	< 0.00026	--	< 0.00026	< 0.00026	< 0.00026	--
COPPER, TOTAL	mg/L	< 0.0011	< 0.0011	< 0.0011	< 0.0011	< 0.0011	< 0.0011	--	< 0.0011	--	< 0.0011	< 0.0011	< 0.0011	--
LEAD, TOTAL	mg/L	< 0.00038	< 0.00038	< 0.00038	< 0.00038	< 0.00038	< 0.00038	--	< 0.00038	--	< 0.00038	< 0.00038	< 0.00038	--
MERCURY, TOTAL	mg/L	< 0.00013	< 0.00013	< 0.00013	< 0.00013	< 0.00013	< 0.00013	--	< 0.00013	--	< 0.00013	< 0.00013	< 0.00013	--
NICKEL, TOTAL	mg/L	0.00057 J	< 0.00052	< 0.00052	0.0013	0.0038	0.0011	--	0.0012	--	< 0.00052	0.00080 J	0.010	< 0.00042 *
SELENIUM, TOTAL	mg/L	< 0.00074	< 0.00074	< 0.00074	< 0.00074	0.00075 J	< 0.00074	--	0.0039 J	--	0.0033 J	< 0.00074	< 0.00074	--
SILVER, TOTAL	mg/L	< 0.00022	< 0.00022	< 0.00022	< 0.00022	< 0.00022	< 0.00022	--	< 0.00022	--	< 0.00022	< 0.00022	< 0.00022	--
THALLIUM, TOTAL	mg/L	< 0.00047	< 0.00047	< 0.00047	< 0.00047	< 0.00047	< 0.00047	--	< 0.00047	--	< 0.00047	< 0.00047	< 0.00047	--
VANADIUM, TOTAL	mg/L	0.0011	0.0087	0.0057	0.019	0.016	0.0066	--	0.0056	--	0.0030	0.0097	0.014	--
ZINC, TOTAL	mg/L	< 0.0060	< 0.0060	< 0.0060	< 0.0060	< 0.0060	< 0.0060	--	< 0.0060	--	< 0.0060	< 0.0060	< 0.0060	--
ADDITIONAL PARAMETERS														
ALKALINITY , BICARBONATE	mg/L	21	70	57	110	100	34	--	68	--	81	80	86	--
ALKALINITY , CARBONATE	mg/L	< 5.0	< 5.0	< 5.0	< 5.0	< 5.0	< 5.0	--	< 5.0	--	< 5.0	< 5.0	< 5.0	--
ALKALINITY , TOTAL	mg/L	21	70	57	110	100	34	--	68	--	81	80	86	--
MAGNESIUM	mg/L	2.1	4.1	3.2	9.2	8.7	3.2	--	16	--	18	8.2	7.3	--
POTASSIUM	mg/L	0.24 J	0.97	1.1	1.2	1.5	0.67	--	1.8	--	1.1	1.8	1.2	--
SODIUM	mg/L	5.3	8.9	9.5	11	10	4.6	--	15	--	14	11	8.9	--

NOTES:

1. mg/L - Milligrams per Liter; SU - Standard Units.
2. < indicates the substance was not detected above the analytical method detection limit (MDL). The value displayed is the MDL.
3. J indicates the substance was detected at such low levels that the precision of the laboratory instruments could not produce a reliable value. Therefore, the value displayed is qualified by the laboratory as an estimated number.
- 4 * indicates the analyte was resampled on May 2, 2023. Both the February and May 2023 sample results are shown.

TABLE 5A
ANALYTICAL DATA SUMMARY - CELL 1- FEBRUARY 2023
 Georgia Power Company - Plant Scherer
 Juliette, Georgia

Analyte	Units	GROUNDWATER MONITORING WELLS											
		GWC-8A	GWC-8A	GWC-9	GWC-10	GWC-10	GWC-11	GWC-12	GWC-13	GWC-14	GWC-18	GWC-19	GWC-20
		2/27/2023	5/2/2023	2/27/2023	2/21/2023	5/2/2023	2/27/2023	2/27/2023	2/27/2023	2/27/2023	2/28/2023	2/28/2023	2/28/2023
APPENDIX III													
BORON, TOTAL	mg/L	0.14	--	0.082	< 0.060	--	< 0.060	< 0.060	< 0.060	< 0.060	< 0.060	< 0.060	< 0.060
CALCIUM, TOTAL	mg/L	64	--	20	20	--	14	1.2	8.1	7.3	11	18	16
CHLORIDE, TOTAL	mg/L	8.8	--	4.2	4.3	--	1.8	1.9	1.5	3.5	2.8	2.6	2.2
FLUORIDE, TOTAL	mg/L	0.097 J	--	0.070 J	0.061 J	--	0.064 J	0.032 J	0.055 J	0.047 J	0.12	0.079 J	0.089 J
pH	S.U.	6.27	6.23 *	6.57	6.33	6.30 *	6.19	5.20	5.94	5.62	6.36	6.29	6.53
SULFATE, TOTAL	mg/L	12	--	13	4.7	4.3 *	0.88 J	1.2	1.6	1.2	1.2	1.2	1.3
TOTAL DISSOLVED SOLIDS	mg/L	340	--	170	150	--	120	39	87	70	100	130	120
STATE PARAMETERS													
ANTIMONY, TOTAL	mg/L	< 0.00097	--	< 0.00097	< 0.00097	--	< 0.00097	< 0.00097	< 0.00097	< 0.00097	< 0.00097	< 0.00097	< 0.00097
ARSENIC, TOTAL	mg/L	0.00050 J	--	< 0.00028	< 0.00028	--	< 0.00028	< 0.00028	< 0.00028	< 0.00028	< 0.00028	< 0.00028	< 0.00028
BARIUM, TOTAL	mg/L	0.055	--	0.025	0.033	--	0.019	0.019	0.040	0.011	0.035	0.031	0.032
BERYLLIUM, TOTAL	mg/L	< 0.00027	--	< 0.00027	< 0.00027	--	< 0.00027	< 0.00027	< 0.00027	< 0.00027	< 0.00027	< 0.00027	< 0.00027
CADMIUM, TOTAL	mg/L	< 0.00022	--	< 0.00022	< 0.00022	--	< 0.00022	< 0.00022	< 0.00022	< 0.00022	< 0.00022	< 0.00022	< 0.00022
CHROMIUM, TOTAL	mg/L	< 0.0015	--	0.0094	0.020	--	0.0082	0.0020	0.0060	< 0.0015	0.012	0.014	0.0090
COBALT, TOTAL	mg/L	0.0040	--	< 0.00026	< 0.00026	--	< 0.00026	< 0.00026	< 0.00026	< 0.00026	< 0.00026	< 0.00026	< 0.00026
COPPER, TOTAL	mg/L	< 0.0011	--	0.0013 J	< 0.0011	--	< 0.0011	< 0.0011	< 0.0011	< 0.0011	0.0011 J	< 0.0011	< 0.0011
LEAD, TOTAL	mg/L	< 0.00038	--	< 0.00038	< 0.00038	--	< 0.00038	< 0.00038	< 0.00038	< 0.00038	< 0.00038	< 0.00038	< 0.00038
MERCURY, TOTAL	mg/L	< 0.00013	--	< 0.00013	< 0.00013	--	< 0.00013	< 0.00013	< 0.00013	< 0.00013	< 0.00013	< 0.00013	< 0.00013
NICKEL, TOTAL	mg/L	0.0070	0.0062 *	0.00091 J	0.0031	--	0.00085 J	0.0011	< 0.00052	< 0.00052	< 0.00052	0.0016	< 0.00052
SELENIUM, TOTAL	mg/L	< 0.00074	--	< 0.00074	< 0.00074	--	< 0.00074	< 0.00074	< 0.00074	< 0.00074	< 0.00074	< 0.00074	< 0.00074
SILVER, TOTAL	mg/L	< 0.00022	--	< 0.00022	< 0.00022	--	< 0.00022	< 0.00022	< 0.00022	< 0.00022	< 0.00022	< 0.00022	< 0.00022
THALLIUM, TOTAL	mg/L	< 0.00047	--	< 0.00047	< 0.00047	--	< 0.00047	< 0.00047	< 0.00047	< 0.00047	< 0.00047	< 0.00047	< 0.00047
VANADIUM, TOTAL	mg/L	0.0019	--	0.018	0.012	--	0.012	0.0014	0.0021	0.0020	0.0072	0.0078	0.019
ZINC, TOTAL	mg/L	0.016	--	< 0.0060	< 0.0060	--	< 0.0060	< 0.0060	< 0.0060	< 0.0060	< 0.0060	< 0.0060	< 0.0060
ADDITIONAL PARAMETERS													
ALKALINITY , BICARBONATE	mg/L	290	--	92	110	--	75	8.3	57	37	65	100	87
ALKALINITY , CARBONATE	mg/L	< 5.0	--	< 5.0	< 5.0	--	< 5.0	< 5.0	< 5.0	< 5.0	< 5.0	< 5.0	< 5.0
ALKALINITY , TOTAL	mg/L	290	--	92	110	--	75	8.3	57	37	65	100	87
MAGNESIUM	mg/L	31	--	9.5	9.8	--	7.0	0.97	4.8	3.6	5.1	8.7	6.7
POTASSIUM	mg/L	2.7	--	1.2	0.91	--	0.83	0.35 J	0.60	0.50	0.80	1.3	1.1
SODIUM	mg/L	17	--	8.8	8.5	--	5.1	2.7	6.4	3.4	7.5	9.3	7.0

- NOTES:
1. mg/L - Milligrams per Liter; SU - Standard Units.
 2. < indicates the substance was not detected above the analytical method detection limit (MDL). The value displayed is the MDL.
 3. J indicates the substance was detected at such low levels that the precision of the laboratory instruments could not produce a reliable value. Therefore, the value displayed is qualified by the laboratory as an estimated number.
 - 4 * indicates the analyte was resampled on May 2, 2023. Both the February and May 2023 sample results are shown.

TABLE 5B
ANALYTICAL DATA SUMMARY - CELL 1- AUGUST 2023
 Georgia Power Company - Plant Scherer
 Juliette, Georgia

Analyte	Units	GROUNDWATER MONITORING WELLS											
		GWA-15	GWA-16	GWA-17	GWC-1	GWC-1	GWC-2	GWC-3	GWC-3	GWC-4	GWC-5	GWC-6	GWC-7
		8/3/2023	8/3/2023	8/3/2023	8/9/2023	10/4/2023	8/9/2023	8/9/2023	10/4/2023	8/8/2023	8/8/2023	8/8/2023	8/8/2023
APPENDIX III													
BORON, TOTAL	mg/L	0.030 J	< 0.022	< 0.022	< 0.022	--	< 0.022	< 0.022	--	< 0.022	0.15	< 0.022	< 0.022
CALCIUM, TOTAL	mg/L	4.7	13	8.3	18	--	18	6.7	--	25	30	15	15
CHLORIDE, TOTAL	mg/L	6.3	1.6	1.3	3.5	--	2.1	3.2	--	16	8.2	5.5	3.8
FLUORIDE, TOTAL	mg/L	< 0.040	0.074 J	0.068 J	0.11	--	0.068 J	0.076 J	--	0.10	0.066 J	0.10	0.084 J
pH	S.U.	5.48	6.24	6.22	6.57	6.56 *	6.60	6.07	6.03 *	6.30	6.16	6.37	6.48
SULFATE, TOTAL	mg/L	1.7	0.40 J	< 0.40	0.46 J	--	0.51 J	3.6	3.1 *	53	79	6.5	< 0.40
TOTAL DISSOLVED SOLIDS	mg/L	53	110	85	140	--	120	88	--	220	230	110	130
STATE PARAMETERS													
ANTIMONY, TOTAL	mg/L	< 0.00034	< 0.00034	< 0.00034	< 0.00034	--	< 0.00034	< 0.00034	--	< 0.00034	< 0.00034	< 0.00034	< 0.00034
ARSENIC, TOTAL	mg/L	< 0.00086	< 0.00086	< 0.00086	< 0.00086	--	< 0.00086	< 0.00086	--	< 0.00086	< 0.00086	< 0.00086	< 0.00086
BARIUM, TOTAL	mg/L	0.010	0.026	0.027	0.048	--	0.045	0.013	--	0.085	0.031	0.046	0.034
BERYLLIUM, TOTAL	mg/L	< 0.00020	< 0.00020	< 0.00020	< 0.00020	--	< 0.00020	< 0.00020	--	< 0.00020	< 0.00020	< 0.00020	< 0.00020
CADMIUM, TOTAL	mg/L	< 0.000078	< 0.000078	< 0.000078	< 0.000078	--	< 0.000078	< 0.000078	--	< 0.000078	< 0.000078	< 0.000078	< 0.000078
CHROMIUM, TOTAL	mg/L	< 0.0012	0.0073	0.0089	0.017	--	0.012	0.013	--	0.0049	0.0066	0.0048	0.0094
COBALT, TOTAL	mg/L	0.0017 J	< 0.00022	< 0.00022	< 0.00022	--	< 0.00022	< 0.00022	--	< 0.00022	< 0.00022	< 0.00022	< 0.00022
COPPER, TOTAL	mg/L	< 0.0011	< 0.0011	< 0.0011	< 0.0011	--	< 0.0011	< 0.0011	--	< 0.0011	< 0.0011	< 0.0011	< 0.0011
LEAD, TOTAL	mg/L	< 0.00021	< 0.00021	< 0.00021	< 0.00021	--	< 0.00021	< 0.00021	--	< 0.00021	< 0.00021	< 0.00021	< 0.00021
MERCURY, TOTAL	mg/L	< 0.000080	< 0.000080	< 0.000080	< 0.000080	--	< 0.000080	< 0.000080	--	< 0.000080	< 0.000080	< 0.000080	< 0.000080
NICKEL, TOTAL	mg/L	0.00099 J	< 0.00042	< 0.00042	0.0071	0.00085 J*	0.0017	0.00078 J	--	0.0010	< 0.00042	0.00075 J	< 0.00042
SELENIUM, TOTAL	mg/L	< 0.00099	< 0.00099	< 0.00099	< 0.00099	--	< 0.00099	< 0.00099	--	0.0041 J	0.0030 J	< 0.00099	< 0.00099
SILVER, TOTAL	mg/L	< 0.00039	< 0.00039	< 0.00039	< 0.00039	--	< 0.00039	< 0.00039	--	< 0.00039	< 0.00039	< 0.00039	< 0.00039
THALLIUM, TOTAL	mg/L	< 0.00026	< 0.00026	< 0.00026	< 0.00026	--	< 0.00026	< 0.00026	--	< 0.00026	< 0.00026	< 0.00026	< 0.00026
VANADIUM, TOTAL	mg/L	< 0.00063	0.0086	0.0041	0.019	--	0.016	0.0057	--	0.0056	0.0018 J	0.0094	0.012
ZINC, TOTAL	mg/L	< 0.0028	0.0035 J	< 0.0028	< 0.0028	--	0.0046 J	< 0.0028	--	< 0.0028	< 0.0028	< 0.0028	< 0.0028
ADDITIONAL PARAMETERS													
ALKALINITY , BICARBONATE	mg/L	21	69	54	94	--	91	33	--	62	64	73	81
ALKALINITY , CARBONATE	mg/L	< 5.0	< 5.0	< 5.0	< 5.0	--	< 5.0	< 5.0	--	< 5.0	< 5.0	< 5.0	< 5.0
ALKALINITY , TOTAL	mg/L	21	69	54	94	--	91	33	--	62	64	73	81
MAGNESIUM	mg/L	2.2	4.1	3.0	8.6	--	7.4	3.5	--	13	14	6.2	6.0
POTASSIUM	mg/L	0.25 J	0.93	0.93	0.93	--	1.3	0.80	--	1.6	0.96	1.4	1.0
SODIUM	mg/L	5.9	9.3	10	9.4	--	8.8	5.4	--	13	11	9.0	8.2

NOTES:

1. mg/L - Milligrams per Liter; SU - Standard Units.
2. < indicates the substance was not detected above the analytical method detection limit (MDL). The value displayed is the MDL.
3. J indicates the substance was detected at such low levels that the precision of the laboratory instruments could not produce a reliable value. Therefore, the value displayed is qualified by the laboratory as an estimated number.
- 4 * indicates the analyte was resampled on October 4, 2023. Both the August and October 2023 sample results are shown.

TABLE 5B
ANALYTICAL DATA SUMMARY - CELL 1- AUGUST 2023
 Georgia Power Company - Plant Scherer
 Juliette, Georgia

Analyte	Units	GROUNDWATER MONITORING WELLS										
		GWC-8A	GWC-8A	GWC-9	GWC-10	GWC-11	GWC-12	GWC-13	GWC-14	GWC-18	GWC-19	GWC-20
		8/8/2023	10/4/2023	8/8/2023	8/9/2023	8/9/2023	8/9/2023	8/9/2023	8/9/2023	8/9/2023	8/8/2023	8/8/2023
APPENDIX III												
BORON, TOTAL	mg/L	0.14	--	0.087	< 0.022	< 0.022	< 0.022	< 0.022	< 0.022	< 0.022	< 0.022	< 0.022
CALCIUM, TOTAL	mg/L	53	--	18	18	14	1.1	7.7	7.2	11	18	16
CHLORIDE, TOTAL	mg/L	8.2	--	4.0	3.7	1.7	1.8	1.4	3.5	2.6	2.6	2.2
FLUORIDE, TOTAL	mg/L	0.053 J	--	0.088 J	0.083 J	0.071 J	< 0.040	0.060 J	< 0.040	0.066 J	0.067 J	0.053 J
pH	S.U.	6.38	6.45 *	6.63	6.30	6.24	5.10	5.95	5.58	6.41	6.32	6.59
SULFATE, TOTAL	mg/L	7.8	--	13	2.3	< 0.40	< 0.40	1.3	< 0.40	< 0.40	< 0.40	< 0.40
TOTAL DISSOLVED SOLIDS	mg/L	910	240 *	150	140	98	27	74	64	95	130	130
STATE PARAMETERS												
ANTIMONY, TOTAL	mg/L	< 0.00034	--	< 0.00034	< 0.00034	< 0.00034	< 0.00034	< 0.00034	< 0.00034	< 0.00034	< 0.00034	< 0.00034
ARSENIC, TOTAL	mg/L	0.00091 J	--	< 0.00086	< 0.00086	< 0.00086	< 0.00086	< 0.00086	< 0.00086	< 0.00086	< 0.00086	< 0.00086
BARIUM, TOTAL	mg/L	0.051	--	0.027	0.032	0.019	0.020	0.040	0.012	0.037	0.032	0.035
BERYLLIUM, TOTAL	mg/L	< 0.00020	--	< 0.00020	< 0.00020	< 0.00020	< 0.00020	< 0.00020	< 0.00020	< 0.00020	< 0.00020	< 0.00020
CADMIUM, TOTAL	mg/L	< 0.000078	--	< 0.000078	< 0.000078	< 0.000078	< 0.000078	< 0.000078	< 0.000078	< 0.000078	< 0.000078	< 0.000078
CHROMIUM, TOTAL	mg/L	0.0013 J	--	0.0085	0.022	0.0087	0.0026	0.0066	0.0018 J	0.014	0.014	0.010
COBALT, TOTAL	mg/L	0.0044	--	< 0.00022	< 0.00022	< 0.00022	0.00035 J	< 0.00022	< 0.00022	< 0.00022	< 0.00022	< 0.00022
COPPER, TOTAL	mg/L	< 0.0011	--	< 0.0011	< 0.0011	< 0.0011	< 0.0011	< 0.0011	< 0.0011	< 0.0011	< 0.0011	< 0.0011
LEAD, TOTAL	mg/L	< 0.00021	--	< 0.00021	< 0.00021	< 0.00021	< 0.00021	< 0.00021	< 0.00021	< 0.00021	< 0.00021	< 0.00021
MERCURY, TOTAL	mg/L	< 0.000080	--	< 0.000080	< 0.000080	< 0.000080	< 0.000080	< 0.000080	< 0.000080	< 0.000080	< 0.000080	< 0.000080
NICKEL, TOTAL	mg/L	0.0087	0.0052 *	0.00066 J	0.0026	0.00068 J	0.00094 J	0.00043 J	< 0.00042	< 0.00042	0.00051 J	0.00067 J
SELENIUM, TOTAL	mg/L	< 0.00099	--	< 0.00099	< 0.00099	< 0.00099	< 0.00099	< 0.00099	< 0.00099	< 0.00099	< 0.00099	< 0.00099
SILVER, TOTAL	mg/L	< 0.00039	--	< 0.00039	< 0.00039	< 0.00039	< 0.00039	< 0.00039	< 0.00039	< 0.00039	< 0.00039	< 0.00039
THALLIUM, TOTAL	mg/L	< 0.00026	--	< 0.00026	< 0.00026	< 0.00026	< 0.00026	< 0.00026	< 0.00026	< 0.00026	< 0.00026	< 0.00026
VANADIUM, TOTAL	mg/L	< 0.00063	--	0.019	0.013	0.0099	< 0.00063	0.0016 J	0.00079 J	0.0061	0.0070	0.018
ZINC, TOTAL	mg/L	< 0.0028	--	< 0.0028	< 0.0028	< 0.0028	< 0.0028	0.0031 J	< 0.0028	< 0.0028	< 0.0028	< 0.0028
ADDITIONAL PARAMETERS												
ALKALINITY , BICARBONATE	mg/L	260	--	83	93	66	10	48	34	59	96	79
ALKALINITY , CARBONATE	mg/L	< 5.0	--	< 5.0	< 5.0	< 5.0	< 5.0	< 5.0	< 5.0	< 5.0	< 5.0	< 5.0
ALKALINITY , TOTAL	mg/L	260	--	83	93	66	10	48	34	59	96	79
MAGNESIUM	mg/L	26	--	7.3	8.8	6.4	0.95	4.6	3.4	5.0	7.5	6.4
POTASSIUM	mg/L	2.3	--	1.2	0.99	0.84	0.42 J	0.65	0.53	0.84	1.2	1.1
SODIUM	mg/L	15	--	8.0	7.8	5.0	2.7	6.4	3.4	7.8	9.1	7.2

NOTES:

1. mg/L - Milligrams per Liter; SU - Standard Units.
2. < indicates the substance was not detected above the analytical method detection limit (MDL). The value displayed is the MDL.
3. J indicates the substance was detected at such low levels that the precision of the laboratory instruments could not produce a reliable value. Therefore, the value displayed is qualified by the laboratory as an estimated number.
- 4 * indicates the analyte was resampled on October 4, 2023. Both the August and October 2023 sample results are shown.

TABLE 5C
ANALYTICAL DATA SUMMARY - PAC ASH CELL - FEBRUARY 2023
 Georgia Power Company - Plant Scherer
 Juliette, Georgia

	Units	GROUNDWATER MONITORING WELLS												
		GWA-21	GWA-22	GWA-45	GWA-46	GWA-47	GWA-48	GWA-49	GWC-29	GWC-50	GWC-50	GWC-51	GWC-52	GWC-53
		2/28/2023	2/28/2023	2/28/2023	2/28/2023	2/28/2023	2/28/2023	3/1/2023	3/1/2023	3/1/2023	5/2/2023	2/28/2023	3/1/2023	2/28/2023
APPENDIX III														
BORON, TOTAL	mg/L	< 0.060	0.19	1.1	0.11	0.034 J	0.12	< 0.060	0.075 J	0.95	--	0.080	< 0.060	0.91
CALCIUM, TOTAL	mg/L	8.1	11	23	6.6	13	13	15	19	20	--	7.6	25	18
CHLORIDE, TOTAL	mg/L	3.6	1.8	13	5.2	1.7	1.8	2.1	3.9	14	1.7 *	7.9	8.0	13
FLUORIDE, TOTAL	mg/L	0.076 J	0.071 J	0.069 J	0.050 J	0.059 J	0.079 J	0.036 J	0.042 J	0.029 J	--	0.074 J	0.066 J	0.031 J
pH	S.U.	5.81	6.21	5.88	5.91	6.52	6.87	6.98	6.11	5.69	5.82 *	5.86	6.59	5.66
SULFATE, TOTAL	mg/L	2.7	1.7	170	1.7	1.6	2.5	1.2	2.4	170	--	3.2	70	170
TOTAL DISSOLVED SOLIDS	mg/L	98	99	320	64	120	110	120	130	290	--	84	190	280
STATE PARAMETERS														
ANTIMONY, TOTAL	mg/L	< 0.00097	< 0.00097	< 0.00097	< 0.00097	< 0.00097	< 0.00097	< 0.00097	< 0.00097	< 0.00097	--	< 0.00097	< 0.00097	< 0.00097
ARSENIC, TOTAL	mg/L	< 0.00028	< 0.00028	0.00035 J	< 0.00028	< 0.00028	< 0.00028	< 0.00028	< 0.00028	< 0.00028	--	< 0.00028	0.00031 J	< 0.00028
BARIUM, TOTAL	mg/L	0.022	0.020	0.056	0.022	0.027	0.014	0.019	0.020	0.038	--	0.010	0.023	0.039
BERYLLIUM, TOTAL	mg/L	< 0.00027	< 0.00027	< 0.00027	< 0.00027	< 0.00027	< 0.00027	< 0.00027	< 0.00027	< 0.00027	--	< 0.00027	< 0.00027	< 0.00027
CADMIUM, TOTAL	mg/L	< 0.00022	< 0.00022	< 0.00022	< 0.00022	< 0.00022	< 0.00022	< 0.00022	< 0.00022	< 0.00022	--	< 0.00022	< 0.00022	< 0.00022
CHROMIUM, TOTAL	mg/L	0.0024	0.010	< 0.0015	0.0047	0.0084	0.0058	0.0057	< 0.0015	< 0.0015	--	0.0047	0.038	0.0030
COBALT, TOTAL	mg/L	< 0.00026	< 0.00026	0.00097 J	< 0.00026	< 0.00026	< 0.00026	< 0.00026	< 0.00026	0.010	--	< 0.00026	< 0.00026	0.0038
COPPER, TOTAL	mg/L	< 0.0011	< 0.0011	< 0.0011	< 0.0011	< 0.0011	< 0.0011	0.0011 J	< 0.0011	< 0.0011	--	< 0.0011	< 0.0011	< 0.0011
LEAD, TOTAL	mg/L	< 0.00038	< 0.00038	< 0.00038	< 0.00038	< 0.00038	< 0.00038	< 0.00038	< 0.00038	< 0.00038	--	< 0.00038	< 0.00038	< 0.00038
MERCURY, TOTAL	mg/L	< 0.00013	< 0.00013	< 0.00013	< 0.00013	< 0.00013	< 0.00013	< 0.00013	< 0.00013	< 0.00013	--	< 0.00013	< 0.00013	< 0.00013
NICKEL, TOTAL	mg/L	0.0015	0.00091 J	0.00064 J	< 0.00052	< 0.00052	< 0.00052	< 0.00052	0.0038	0.0073	--	0.0028	< 0.00052	0.0073
SELENIUM, TOTAL	mg/L	< 0.00074	< 0.00074	0.00076 J	< 0.00074	< 0.00074	< 0.00074	< 0.00074	< 0.00074	< 0.00074	--	< 0.00074	0.00099 J	< 0.00074
SILVER, TOTAL	mg/L	< 0.00022	< 0.00022	< 0.00022	< 0.00022	< 0.00022	< 0.00022	< 0.00022	< 0.00022	< 0.00022	--	< 0.00022	< 0.00022	< 0.00022
THALLIUM, TOTAL	mg/L	< 0.00047	< 0.00047	< 0.00047	< 0.00047	< 0.00047	< 0.00047	< 0.00047	< 0.00047	< 0.00047	--	< 0.00047	< 0.00047	< 0.00047
VANADIUM, TOTAL	mg/L	0.0036	0.0071	0.0018	0.0037	0.0078	0.020	0.019	0.0051	< 0.00078	--	0.0052	0.011	0.0023
ZINC, TOTAL	mg/L	< 0.0060	< 0.0060	0.0062 J	< 0.0060	< 0.0060	< 0.0060	< 0.0060	< 0.0060	0.016	< 0.0028 *	< 0.0060	< 0.0060	0.014 J
ADDITIONAL PARAMETERS														
ALKALINITY , BICARBONATE	mg/L	48	64	23	36	74	67	84	100	9.4	--	40	50	8.7
ALKALINITY , CARBONATE	mg/L	< 5.0	< 5.0	< 5.0	< 5.0	< 5.0	< 5.0	< 5.0	< 5.0	< 5.0	--	< 5.0	< 5.0	< 5.0
ALKALINITY , TOTAL	mg/L	48	64	23	36	74	67	84	100	9.4	--	40	50	8.7
MAGNESIUM	mg/L	5.0	5.2	10	3.2	5.7	5.7	7.0	11	11	--	4.9	13	11
POTASSIUM	mg/L	0.74	0.86	2.5	0.84	0.99	1.0	0.80	0.78	1.7	--	0.46 J	1.6	1.4
SODIUM	mg/L	8.4	5.2	55	4.6	6.7	5.9	5.7	5.9	55	--	4.3	9.2	52

NOTES:

1. mg/L - Milligrams per Liter; SU - Standard Units.
2. < indicates the substance was not detected above the analytical method detection limit (MDL). The value displayed is the MDL.
3. J indicates the substance was detected at such low levels that the precision of the laboratory instruments could not produce a reliable value. Therefore, the value displayed is qualified by the laboratory as an estimated number.
- 4 * indicates the analyte was resampled on May 2, 2023. Both the February and May 2023 sample results are shown.

TABLE 5D
ANALYTICAL DATA SUMMARY - PAC ASH CELL - AUGUST 2023
 Georgia Power Company - Plant Scherer
 Juliette, Georgia

	Units	GROUNDWATER MONITORING WELLS												
		GWA-21	GWA-22	GWA-45	GWA-46	GWA-47	GWA-48	GWA-49	GWC-29	GWC-50	GWC-51	GWC-52	GWC-53	GWC-53
		8/2/2023	8/3/2023	8/3/2023	8/3/2023	8/3/2023	8/3/2023	8/3/2023	8/3/2023	8/3/2023	8/3/2023	8/3/2023	8/3/2023	10/4/2023
APPENDIX III														
BORON, TOTAL	mg/L	< 0.022	< 0.022	1.1	0.027 J	< 0.022	0.023 J	< 0.022	0.025 J	< 0.022	< 0.022	< 0.022	0.97	--
CALCIUM, TOTAL	mg/L	6.4	9.6	23	6.4	13	12	15	18	8.0	8.2	24	18	--
CHLORIDE, TOTAL	mg/L	3.4	1.8	13	5.2	1.6	1.7	1.9	3.3	1.6	7.8	7.6	14	15*
FLUORIDE, TOTAL	mg/L	0.044 J	0.042 J	< 0.040	< 0.040	0.047 J	0.045 J	0.044 J	0.060 J	< 0.040	< 0.040	0.046 J	< 0.040	--
pH	S.U.	5.86	6.03	5.93	5.84	6.42	6.84	6.88	5.94	5.89	5.86	6.63	5.56	5.63*
SULFATE, TOTAL	mg/L	1.4	< 0.40	170	0.49 J	< 0.40	0.94 J	0.46 J	1.7	< 0.40	2.2	74	170	--
TOTAL DISSOLVED SOLIDS	mg/L	98	77	310	63	100	100	130	120	77	82	200	290	--
STATE PARAMETERS														
ANTIMONY, TOTAL	mg/L	< 0.00034	< 0.00034	< 0.00034	< 0.00034	< 0.00034	< 0.00034	< 0.00034	< 0.00034	< 0.00034	< 0.00034	< 0.00034	< 0.00034	--
ARSENIC, TOTAL	mg/L	< 0.00086	< 0.00086	< 0.00086	< 0.00086	< 0.00086	< 0.00086	< 0.00086	< 0.00086	< 0.00086	< 0.00086	< 0.00086	< 0.00086	--
BARIUM, TOTAL	mg/L	0.018	0.018	0.055	0.021	0.027	0.013	0.020	0.019	0.013	0.011	0.021	0.033	--
BERYLLIUM, TOTAL	mg/L	< 0.00020	< 0.00020	< 0.00020	< 0.00020	< 0.00020	< 0.00020	< 0.00020	< 0.00020	< 0.00020	< 0.00020	< 0.00020	< 0.00020	--
CADMIUM, TOTAL	mg/L	< 0.000078	< 0.000078	< 0.000078	< 0.000078	< 0.000078	< 0.000078	< 0.000078	< 0.000078	< 0.000078	< 0.000078	< 0.000078	< 0.000078	--
CHROMIUM, TOTAL	mg/L	0.0028	0.0089	0.0012 J	0.0053	0.0092	0.0056	0.0065	< 0.0012	0.0042	0.0063	0.035	< 0.0012	--
COBALT, TOTAL	mg/L	< 0.00022	< 0.00022	0.0011 J	< 0.00022	< 0.00022	< 0.00022	< 0.00022	< 0.00022	< 0.00022	< 0.00022	< 0.00022	0.013	--
COPPER, TOTAL	mg/L	< 0.0011	< 0.0011	< 0.0011	< 0.0011	< 0.0011	< 0.0011	< 0.0011	< 0.0011	< 0.0011	0.0012 J	< 0.0011	< 0.0011	--
LEAD, TOTAL	mg/L	< 0.00021	< 0.00021	< 0.00021	< 0.00021	< 0.00021	< 0.00021	< 0.00021	< 0.00021	< 0.00021	< 0.00021	< 0.00021	< 0.00021	--
MERCURY, TOTAL	mg/L	< 0.000080	< 0.000080	< 0.000080	< 0.000080	< 0.000080	< 0.000080	< 0.000080	< 0.000080	< 0.000080	< 0.000080	0.000090 J	< 0.000080	--
NICKEL, TOTAL	mg/L	0.00086 J	0.00067 J	0.00067 J	0.00045 J	< 0.00042	< 0.00042	0.00046 J	0.0031	0.0033	0.0028	< 0.00042	0.0071	--
SELENIUM, TOTAL	mg/L	< 0.00099	< 0.00099	< 0.00099	< 0.00099	< 0.00099	< 0.00099	< 0.00099	< 0.00099	< 0.00099	< 0.00099	< 0.00099	< 0.00099	--
SILVER, TOTAL	mg/L	< 0.00039	< 0.00039	< 0.00039	< 0.00039	< 0.00039	< 0.00039	< 0.00039	< 0.00039	< 0.00039	< 0.00039	< 0.00039	< 0.00039	--
THALLIUM, TOTAL	mg/L	< 0.00026	< 0.00026	< 0.00026	< 0.00026	< 0.00026	< 0.00026	< 0.00026	< 0.00026	< 0.00026	< 0.00026	< 0.00026	< 0.00026	--
VANADIUM, TOTAL	mg/L	0.0035	0.0037	0.0012 J	0.0026	0.0072	0.017	0.019	0.0050	0.0029	0.0041	0.0088	< 0.00063	--
ZINC, TOTAL	mg/L	< 0.0028	< 0.0028	0.0051	0.0037 J	< 0.0028	< 0.0028	< 0.0028	< 0.0028	0.0033 J	0.0035 J	< 0.0028	0.015	--
ADDITIONAL PARAMETERS														
ALKALINITY , BICARBONATE	mg/L	38	50	25	38	68	62	77	95	43	36	44	7.6	--
ALKALINITY , CARBONATE	mg/L	< 5.0	< 5.0	< 5.0	< 5.0	< 5.0	< 5.0	< 5.0	150	< 5.0	< 5.0	< 5.0	< 5.0	--
ALKALINITY , TOTAL	mg/L	38	50	25	38	68	62	77	95	43	36	44	7.6	--
MAGNESIUM	mg/L	3.8	3.6	10	3.1	5.5	5.1	7.2	10	3.5	5.2	12	11	--
POTASSIUM	mg/L	0.59	0.75	2.5	0.75	0.87	0.90	0.80	0.74	0.53	0.44 J	1.4	1.5	--
SODIUM	mg/L	7.7	5.0	56	4.6	6.8	5.5	6.2	5.9	5.3	4.7	8.7	52	--

NOTES:

1. mg/L - Milligrams per Liter; SU - Standard Units.
2. < indicates the substance was not detected above the analytical method detection limit (MDL). The value displayed is the MDL.
3. J indicates the substance was detected at such low levels that the precision of the laboratory instruments could not produce a reliable value. Therefore, the value displayed is qualified by the laboratory as an estimated number.
- 4 * indicates the analyte was resampled on October 4, 2023. Both the August and October 2023 sample results are shown.

TABLE 5E
ANALYTICAL DATA SUMMARY - SURFACE WATER - MARCH 2023
 Georgia Power Company - Plant Scherer
 Juliette, Georgia

Analyte	Units	SURFACE WATER SAMPLING LOCATIONS								
		SWA-1	SWA-2	SWA-3	SWC-4	SWC-5	SWC-6	SWC-7	SWC-8	SWC-9 ⁽⁶⁾
Sample Date:		3/1/2023	3/1/2023	3/1/2023	3/1/2023	3/1/2023	3/1/2023	3/1/2023	3/1/2023	3/1/2023
FIELD MONITORING PARAMETERS										
pH	SU	7.34	6.96	7.10	7.36	7.09	7.71	7.87	6.98	--
ORP	millivolts	65.98	10.5	32.2	12.6	40.4	14.8	45.5	18.2	--
SPECIFIC CONDUCTANCE	uS/cm	262.97	547.52	276.67	308.56	337.75	100.17	270.66	342	--
DISSOLVED OXYGEN	mg/L	7.35	8.03	8.19	8.40	6.00	8.12	9.44	8.10	--
TEMPERATURE	C	19.30	17.70	16.54	19.03	21.46	24.38	22.00	16.39	--
TURBIDITY	NTU	9.11	6.47	12.7	47.4	15.5	9.40	14.4	34.1	--
APPENDIX III										
BORON, TOTAL	mg/L	0.46	1.3	0.68	0.68	0.15	< 0.060	0.54	0.87	--
CALCIUM, TOTAL	mg/L	22	43	15	25	41	10	23	26	--
CHLORIDE, TOTAL	mg/L	7.3	12	12	8.3	13	2.6	7.9	11	--
FLUORIDE, TOTAL	mg/L	0.20	0.063 J	0.043 J	0.060 J	0.39	0.070 J	0.20	0.059 J	--
SULFATE, TOTAL	mg/L	65	210	86	88	64	2.1	68	130	--
TOTAL DISSOLVED SOLIDS	mg/L	170	400	190	220	250	89	190	280	--
STATE REQUIRED INORGANICS										
CHEMICAL OXYGEN DEMAND	mg/L	< 9.1	< 9.1	< 9.1	N/S	N/S	N/S	< 9.1	N/S	--
CYANIDE, TOTAL	mg/L	< 0.0080	< 0.0080	< 0.0080	N/S	N/S	N/S	< 0.0080	N/S	--
TOTAL ORGANIC CARBON	mg/L	5.8	1.7	0.88 J	N/S	N/S	N/S	2.6	N/S	--
STATE REQUIRED METALS										
ANTIMONY, TOTAL	mg/L	< 0.00097	< 0.00097	< 0.00097	< 0.00097	< 0.00097	< 0.00097	< 0.00097	< 0.00097	--
ARSENIC, TOTAL	mg/L	0.00066 J	< 0.00028	< 0.00028	< 0.00028	< 0.00028	< 0.00028	0.00041 J	< 0.00028	--
BARIUM, TOTAL	mg/L	0.066	0.082	0.052	0.055	0.041	0.024	0.051	0.066	--
BERYLLIUM, TOTAL	mg/L	< 0.00027	< 0.00027	< 0.00027	< 0.00027	< 0.00027	< 0.00027	< 0.00027	< 0.00027	--
CADMIUM, TOTAL	mg/L	< 0.00022	< 0.00022	< 0.00022	< 0.00022	< 0.00022	< 0.00022	< 0.00022	< 0.00022	--
CHROMIUM, TOTAL	mg/L	< 0.0015	< 0.0015	< 0.0015	< 0.0015	0.0018 J	< 0.0015	< 0.0015	0.0020	--
COBALT, TOTAL	mg/L	< 0.00026	0.0069	0.0049	0.0017 J	< 0.00026	0.00091 J	0.00027 J	0.0052	--
COPPER, TOTAL	mg/L	0.0034	< 0.0011	< 0.0011	< 0.0011	< 0.0011	< 0.0011	0.0016 J	0.0016 J	--
LEAD, TOTAL	mg/L	< 0.00038	< 0.00038	< 0.00038	< 0.00038	< 0.00038	< 0.00038	< 0.00038	< 0.00038	--
MERCURY, TOTAL	mg/L	< 0.00013	< 0.00013	< 0.00013	< 0.00013	< 0.00013	< 0.00013	< 0.00013	< 0.00013	--
NICKEL, TOTAL	mg/L	0.00090 J	0.0011	0.0011	0.00062 J	0.00079 J	0.00052 J	< 0.00052	0.0010	--
SELENIUM, TOTAL	mg/L	0.0014 J	< 0.00074	< 0.00074	< 0.00074	0.0020 J	< 0.00074	0.00079 J	< 0.00074	--
SILVER, TOTAL	mg/L	< 0.00022	< 0.00022	< 0.00022	< 0.00022	< 0.00022	< 0.00022	< 0.00022	< 0.00022	--
THALLIUM, TOTAL	mg/L	< 0.00047	< 0.00047	< 0.00047	< 0.00047	< 0.00047	< 0.00047	< 0.00047	< 0.00047	--
VANADIUM, TOTAL	mg/L	0.0031	0.00091 J	0.0011	0.0013	0.0052	0.0028	0.0024	0.0062	--
ZINC, TOTAL	mg/L	0.0084 J	< 0.0060	< 0.0060	< 0.0060	< 0.0060	< 0.0060	0.0075 J	< 0.0060	--
MAJOR IONS										
TOTAL ALKALINITY as CaCO ₃	mg/L	61	60	36	62	100	61	74	55	--
BICARBONATE ALKALINITY as CaCO ₃	mg/L	61	60	36	62	100	61	74	55	--
CARBONATE ALKALINITY as CaCO ₃	mg/L	< 5.0	< 5.0	< 5.0	< 5.0	< 5.0	< 5.0	< 5.0	< 5.0	--
MAGNESIUM	mg/L	9.3	24	10	13	13	5.4	11	14	--
POTASSIUM	mg/L	3.4	1.5	1.6	1.3	2.9	1.1	2.0	1.4	--
SODIUM	mg/L	24	54	31	29	9.9	6.4	22	33	--

- NOTES:
1. mg/L - Milligrams per Liter; SU - Standard Units; C - degrees Celcius; NTU - Nephelometric Turbidity Unit; uS/cm - microsiemens per centimeter.
 2. Dissolved Oxygen Screening Limit: A daily average of 6.0 mg/L and no less than 5.0 mg/L for designated waters.
 3. J indicates the substance was detected at such low levels that the precision of the laboratory instruments could not produce a reliable value. Therefore, the value displayed is qualified by the laboratory as an estimated number.
 4. < indicates the substance was not detected above the analytical method detection limit (MDL). The value displayed is the method detection limit.
 5. N/S - Not sampled as per the site D&O Plan; SWA-1, SWA-2, SWA-3, and SWC-7 are sampled for chemical oxygen demand (COD), Cyanide, and total organic carbon (TOC).
 6. A sample from SWC-9 was not collected as the location was dry at the time of sampling.

TABLE 5F
ANALYTICAL DATA SUMMARY - SURFACE WATER - AUGUST 2023

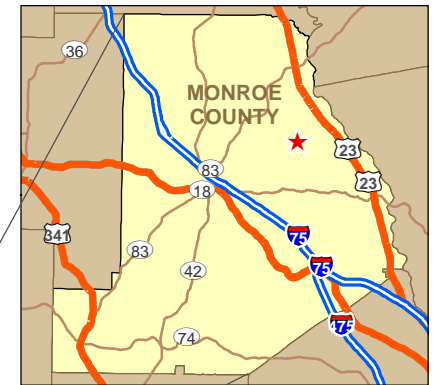
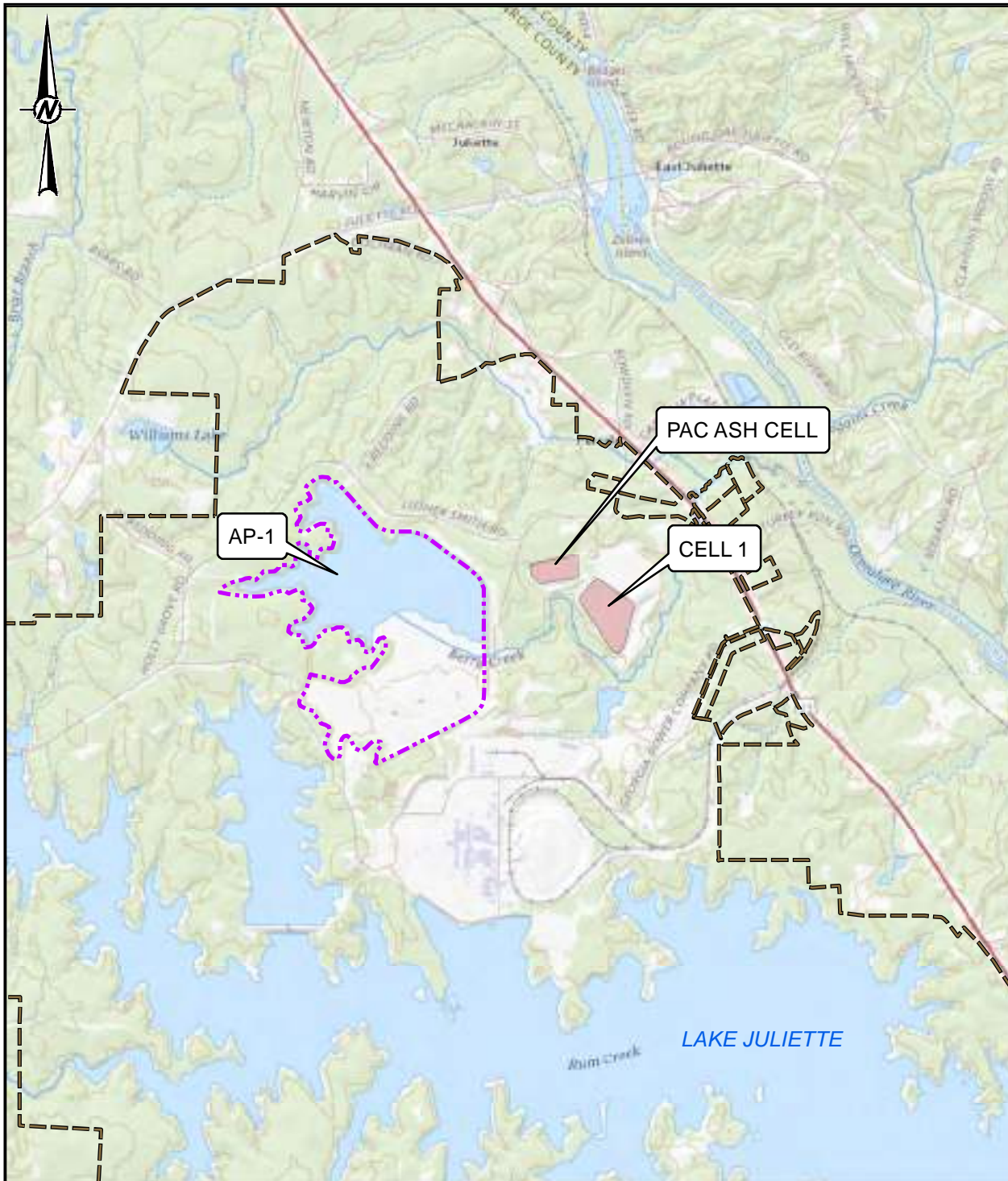
Georgia Power Company - Plant Scherer
 Juliette, Georgia

Analyte	Units	SURFACE WATER SAMPLING LOCATIONS								
		SWA-1 ^[6]	SWA-2	SWA-3	SWC-4	SWC-5 ^[6]	SWC-6	SWC-7	SWC-8	SWC-9 ^[6]
Sample Date:		8/9/2023	8/9/2023	8/9/2023	8/9/2023	8/9/2023	8/9/2023	8/9/2023	8/9/2023	8/9/2023
FIELD MONITORING PARAMETERS										
pH	SU	--	7.37	7.55	7.56	--	7.88	8.04	7.38	--
ORP	millivolts	--	54.49	56.50	104.55	--	31.76	69.45	72.52	--
SPECIFIC CONDUCTANCE	uS/cm	--	723.25	287.61	457.13	--	122.50	240.74	564.01	--
DISSOLVED OXYGEN	mg/L	--	6.38	7.48	6.32	--	6.40	6.60	6.15	--
TEMPERATURE	C	--	27.52	27.92	29.66	--	29.42	28.97	28.30	--
TURBIDITY	NTU	--	3.59	5.30	1.60	--	11.2	5.75	2.88	--
APPENDIX III										
BORON, TOTAL	mg/L	--	2.3	0.60	1.1	--	0.057 J	0.44	1.7	--
CALCIUM, TOTAL	mg/L	--	55	15	35	--	11	17	43	--
CHLORIDE, TOTAL	mg/L	--	11	11	8.5	--	2.3	4.2	10	--
FLUORIDE, TOTAL	mg/L	--	0.11	0.043 J	0.092 J	--	0.095 J	0.18	0.096 J	--
SULFATE, TOTAL	mg/L	--	290	73	170	--	0.72 J	48	220	--
TOTAL DISSOLVED SOLIDS	mg/L	--	480	180	290	--	93	130	370	--
STATE REQUIRED INORGANICS										
CHEMICAL OXYGEN DEMAND	mg/L	--	< 5.0	< 5.0	N/S	--	N/S	< 5.0	N/S	--
CYANIDE, TOTAL	mg/L	--	0.0026 J	0.0034 J	N/S	--	N/S	< 0.0025	N/S	--
TOTAL ORGANIC CARBON	mg/L	--	1.4	0.73 J	N/S	--	N/S	3.1	N/S	--
STATE REQUIRED METALS										
ANTIMONY, TOTAL	mg/L	--	< 0.00034	< 0.00034	< 0.00034	--	< 0.00034	< 0.00034	< 0.00034	--
ARSENIC, TOTAL	mg/L	--	< 0.00086	< 0.00086	< 0.00086	--	< 0.00086	< 0.00086	< 0.00086	--
BARIIUM, TOTAL	mg/L	--	0.086	0.038	0.060	--	0.024	0.048	0.074	--
BERYLLIUM, TOTAL	mg/L	--	< 0.00020	< 0.00020	< 0.00020	--	< 0.00020	< 0.00020	< 0.00020	--
CADMIUM, TOTAL	mg/L	--	< 0.000078	< 0.000078	< 0.000078	--	< 0.000078	< 0.000078	< 0.000078	--
CHROMIUM, TOTAL	mg/L	--	< 0.0012	0.0023	< 0.0012	--	0.0020	< 0.0012	< 0.0012	--
COBALT, TOTAL	mg/L	--	0.0033	0.0016 J	0.00093 J	--	0.00044 J	0.00023 J	0.0021 J	--
COPPER, TOTAL	mg/L	--	< 0.0011	< 0.0011	< 0.0011	--	< 0.0011	0.0021	< 0.0011	--
LEAD, TOTAL	mg/L	--	< 0.00021	< 0.00021	0.00028 J	--	< 0.00021	< 0.00021	< 0.00021	--
MERCURY, TOTAL	mg/L	--	< 0.000080	< 0.000080	< 0.000080	--	< 0.000080	< 0.000080	< 0.000080	--
NICKEL, TOTAL	mg/L	--	0.0012	0.00077 J	0.00045 J	--	< 0.00042	0.00056 J	0.00068 J	--
SELENIUM, TOTAL	mg/L	--	< 0.00099	< 0.00099	< 0.00099	--	< 0.00099	< 0.00099	< 0.00099	--
SILVER, TOTAL	mg/L	--	< 0.00039	< 0.00039	< 0.00039	--	< 0.00039	< 0.00039	< 0.00039	--
THALLIUM, TOTAL	mg/L	--	< 0.00026	< 0.00026	< 0.00026	--	< 0.00026	< 0.00026	< 0.00026	--
VANADIUM, TOTAL	mg/L	--	< 0.00063	0.0013 J	0.0014 J	--	0.0027	0.0026	< 0.00063	--
ZINC, TOTAL	mg/L	--	< 0.0028	< 0.0028	< 0.0028	--	< 0.0028	< 0.0028	< 0.0028	--
MAJOR IONS										
TOTAL ALKALINITY as CaCO3	mg/L	--	60	38	61	--	63	60	58	--
BICARBONATE ALKALINITY as CaCO3	mg/L	--	60	38	61	--	63	60	58	--
CARBONATE ALKALINITY as CaCO3	mg/L	--	< 5.0	< 5.0	< 5.0	--	< 5.0	< 5.0	< 5.0	--
MAGNESIUM	mg/L	--	29	8.6	19	--	5.8	7.7	22	--
POTASSIUM	mg/L	--	2.7	1.7	2.0	--	1.3	2.4	2.4	--
SODIUM	mg/L	--	49	24	32	--	6.8	16	38	--

NOTES:

1. mg/L - Milligrams per Liter; SU - Standard Units; C - degrees Celsius; NTU - Nephelometric Turbidity Unit; uS/cm - microsiemens per centimeter.
2. Dissolved Oxygen Screening Limit: A daily average of 6.0 mg/L and no less than 5.0 mg/L for designated waters.
3. J indicates the substance was detected at such low levels that the precision of the laboratory instruments could not produce a reliable value. Therefore, the value displayed is qualified by the laboratory as an estimated number.
4. < indicates the substance was not detected above the analytical method detection limit (MDL). The value displayed is the method detection limit.
5. N/S - Not sampled as per the site D&O Plan; SWA-1, SWA-2, SWA-3, and SWC-7 are sampled for chemical oxygen demand (COD), Cyanide, and total organic carbon (TOC).
6. Samples from SWA-1, SWC-5 and SWC-9 were not collected as these locations were dry at the time of sampling.


FIGURES



LEGEND

- PROPERTY BOUNDARY
- AP-1 PERMIT BOUNDARY

Service Layer Credits: USGS The National Map: National Boundaries Dataset, 3DEP Elevation Program, Geographic Names Information System, National Hydrography Dataset,



CLIENT
GEORGIA POWER COMPANY
 PLANT SCHERER
 JULIETTE, GEORGIA



PROJECT
 2023 ANNUAL GROUNDWATER MONITORING AND
 CORRECTIVE ACTION REPORT
 PLANT SCHERER CELL 1 AND PAC ASH CELL

TITLE
SITE LOCATION MAP

CONSULTANT



YYYY-MM-DD	2023-11-21
PREPARED	KJC
DESIGN	DLP
REVIEW	DLP
APPROVED	RNQ

PROJECT No.
 166235021

FIGURE
1

1 in IF THIS MEASUREMENT DOES NOT MATCH WHAT IS SHOWN, THE SHEET HAS BEEN MODIFIED FROM ANS/A

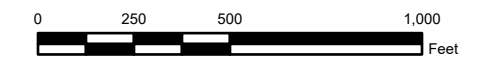


LEGEND


- SCHERER ASH POND-CCR MONITORING WELL
- ◆ CELL 1 LANDFILL MONITORING WELL
- PAC ASH LANDFILL MONITORING WELL
- ◆ CELL 3 MONITORING WELL
- PIEZOMETER
- ▲ ASSESSMENT MONITORING WELL
- SURFACE WATER LOCATION
- ~ STREAM
- PROPERTY BOUNDARY
- EXISTING TOPOGRAPHY

NOTE(S)
 1. MONITORING WELL LOCATIONS PROVIDED BY JORDAN ENGINEERING

REFERENCE(S)
 1. COORDINATE SYSTEM: NAD 1983 STATE PLANE GEORGIA WEST FIPS 1002 FEET.
 2. BACKGROUND IMAGERY: GOOGLE IMAGERY SERVICE. COPYRIGHT GOOGLE 2023. IMAGERY CAPTURED 12/17/2022.



CLIENT
 GEORGIA POWER COMPANY
 PLANT SCHERER
 JULIETTE, GEORGIA



PROJECT
 2023 ANNUAL GROUNDWATER MONITORING
 AND CORRECTIVE ACTION REPORT
 PLANT SCHERER CELL 1 AND PAC ASH CELL


TITLE
**SITE PLAN, MONITORING WELL AND
 PIEZOMETER LOCATION MAP**

CONSULTANT	YYYY-MM-DD	2024-01-24
	DESIGNED	RHG
	PREPARED	RHG
	REVIEWED	RNQ
	APPROVED	RNQ

PROJECT NO.
 GL166235022

FIGURE
2

IF THIS MEASUREMENT DOES NOT MATCH WHAT IS SHOWN, THE SHEET SIZE HAS BEEN MODIFIED FROM: ANSI B



LEGEND

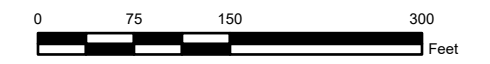
- CELL 1 LANDFILL MONITORING WELL
- PAC ASH LANDFILL MONITORING WELL
- PIEZOMETER
- INFERRED POTENTIOMETRIC SURFACE CONTOUR (FT-NAVD 88)
- STREAM
- EXISTING TOPOGRAPHY

NOTE(S)


1. GROUNDWATER ELEVATIONS MEASUREMENTS OBTAINED FEBRUARY 21, 2023 BY WSP STAFF.
2. GROUNDWATER ELEVATIONS DISPLAYED IN FEET-NORTH AMERICAN VERTICAL DATUM (FT-NAVD 88).
3. DEEP AND INTERMEDIATE WELL GROUNDWATER ELEVATIONS WERE NOT USED TO GENERATE GROUNDWATER CONTOURS.

REFERENCE(S)

1. COORDINATE SYSTEM: NAD 1983 STATE PLANE GEORGIA WEST FIPS 1002 FEET.
2. MONITORING WELL/PIEZOMETER LOCATIONS PROVIDED BY JORDAN ENGINEERING.




CLIENT
GEORGIA POWER COMPANY
 PLANT SCHERER
 JULIETTE, GEORGIA



PROJECT
 2023 ANNUAL GROUNDWATER MONITORING
 AND CORRECTIVE ACTION REPORT
 PLANT SCHERER CELL 1 AND PAC ASH CELL

TITLE
POTENTIOMETRIC SURFACE MAP - PAC ASH CELL
FEBRUARY 21, 2023

CONSULTANT	YYYY-MM-DD	2024-01-24
DESIGNED	RHG	
PREPARED	RHG	
REVIEWED	RNQ	
APPROVED	RNQ	



PROJECT NO.
 GL166235022

FIGURE
3A

IF THIS MEASUREMENT DOES NOT MATCH WHAT IS SHOWN, THE SHEET SIZE HAS BEEN MODIFIED FROM: ANSI B



- LEGEND**
- CELL 1 LANDFILL MONITORING WELL
 - PAC ASH LANDFILL MONITORING WELL
 - CELL 3 MONITORING WELL
 - INFERRED POTENTIOMETRIC SURFACE CONTOUR (FT-NAVD 88)
 - STREAM
 - EXISTING TOPOGRAPHY

NOTE(S)

1. GROUNDWATER ELEVATIONS MEASUREMENTS OBTAINED FEBRUARY 21, 2023 BY WSP STAFF.
2. GROUNDWATER ELEVATIONS DISPLAYED IN FEET-NORTH AMERICAN VERTICAL DATUM (FT-NAVD 88).
3. DEEP AND INTERMEDIATE WELL GROUNDWATER ELEVATIONS WERE NOT USED TO GENERATE GROUNDWATER CONTOURS.
4. NM Not Measured


REFERENCE(S)

1. COORDINATE SYSTEM: NAD 1983 STATE PLANE GEORGIA WEST FIPS 1002 FEET.
2. MONITORING WELL/PIEZOMETER LOCATIONS PROVIDED BY JORDAN ENGINEERING.



CLIENT GEORGIA POWER COMPANY PLANT SCHERER JULIETTE, GEORGIA		
PROJECT 2023 ANNUAL GROUNDWATER MONITORING AND CORRECTIVE ACTION REPORT PLANT SCHERER CELL 1 AND PAC ASH CELL		
TITLE POTENTIOMETRIC SURFACE MAP - CELL 1 FEBRUARY 21, 2023		
CONSULTANT	YYYY-MM-DD	2024-01-24
	DESIGNED	RHG
	PREPARED	RHG
	REVIEWED	RNQ
	APPROVED	RNQ

IF THIS MEASUREMENT DOES NOT MATCH WHAT IS SHOWN, THE SHEET SIZE HAS BEEN MODIFIED FROM: ANSI B




- LEGEND**
- CELL 1 LANDFILL MONITORING WELL
 - PAC ASH LANDFILL MONITORING WELL
 - PIEZOMETER
 - SURFACE WATER LOCATION
 - INFERRED POTENTIOMETRIC SURFACE CONTOUR (FT-NAVD 88)
 - STREAM
 - EXISTING TOPOGRAPHY

NOTE(S)


1. GROUNDWATER ELEVATIONS MEASUREMENTS OBTAINED JULY 31, 2023 BY WSP STAFF.
2. GROUNDWATER ELEVATIONS DISPLAYED IN FEET-NORTH AMERICAN VERTICAL DATUM (FT-NAVD 88).
3. DEEP AND INTERMEDIATE WELL GROUNDWATER ELEVATIONS WERE NOT USED TO GENERATE GROUNDWATER CONTOURS.

REFERENCE(S)

1. COORDINATE SYSTEM: NAD 1983 STATE PLANE GEORGIA WEST FIPS 1002 FEET.
2. MONITORING WELL/PIEZOMETER LOCATIONS PROVIDED BY JORDAN ENGINEERING.




CLIENT
GEORGIA POWER COMPANY
 PLANT SCHERER
 JULIETTE, GEORGIA



PROJECT
2023 ANNUAL GROUNDWATER MONITORING AND CORRECTIVE ACTION REPORT
PLANT SCHERER CELL 1 AND PAC ASH CELL

TITLE
POTENTIOMETRIC SURFACE MAP - PAC ASH CELL
JULY 31, 2023

CONSULTANT	YYYY-MM-DD	2024-01-24
DESIGNED		RHG
PREPARED		RHG
REVIEWED		RNQ
APPROVED		RNQ



PROJECT NO.
 GL166235022

FIGURE
3C

IF THIS MEASUREMENT DOES NOT MATCH WHAT IS SHOWN, THE SHEET SIZE HAS BEEN MODIFIED FROM: ANSI B



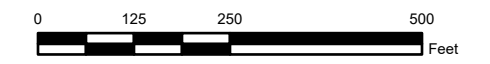
- LEGEND**
- CELL 1 LANDFILL MONITORING WELL
 - PAC ASH LANDFILL MONITORING WELL
 - CELL 3 MONITORING WELL
 - SURFACE WATER LOCATION
 - INFERRED POTENTIOMETRIC SURFACE CONTOUR (FT-NAVD 88)
 - STREAM
 - EXISTING TOPOGRAPHY

NOTE(S)

1. GROUNDWATER ELEVATIONS MEASUREMENTS OBTAINED JULY 31, 2023 BY WSP STAFF.
2. GROUNDWATER ELEVATIONS DISPLAYED IN FEET-NORTH AMERICAN VERTICAL DATUM (FT-NAVD 88).
3. DEEP AND INTERMEDIATE WELL GROUNDWATER ELEVATIONS WERE NOT USED TO GENERATE GROUNDWATER CONTOURS.

REFERENCE(S)

1. COORDINATE SYSTEM: NAD 1983 STATE PLANE GEORGIA WEST FIPS 1002 FEET.
2. MONITORING WELL/PIEZOMETER LOCATIONS PROVIDED BY JORDAN ENGINEERING.



CLIENT
GEORGIA POWER COMPANY
 PLANT SCHERER
 JULIETTE, GEORGIA

PROJECT
2023 ANNUAL GROUNDWATER MONITORING AND CORRECTIVE ACTION REPORT
 PLANT SCHERER CELL 1 AND PAC ASH CELL

TITLE
POTENTIOMETRIC SURFACE MAP - CELL 1
JULY 31, 2023

CONSULTANT	YYYY-MM-DD	2024-01-24
DESIGNED	RHG	
PREPARED	RHG	
REVIEWED	RNQ	
APPROVED	RNQ	

PROJECT NO. **GL166235022**

FIGURE **3D**

IF THIS MEASUREMENT DOES NOT MATCH WHAT IS SHOWN, THE SHEET SIZE HAS BEEN MODIFIED FROM: ANSI B

APPENDIX A

Field Data Forms and Instrument Calibration Forms

APPENDIX A

**Field Data Forms
February 2023**

Low-Flow Test Report:

Test Date / Time: 2/28/2023 10:14:29 AM
Project: SCS Plant Scherer SAGW 2023S1 (10)
Operator Name: M. Mann

Location Name: SCH-GWA-15 Well Diameter: 2 in Casing Type: PVC Screen Length: 10 ft Top of Screen: 19.59 ft Total Depth: 29.59 ft Initial Depth to Water: 10.43 ft	Pump Type: Dedicated Bladder Tubing Type: Poly Pump Intake From TOC: 20.94 ft Estimated Total Volume Pumped: 5000 ml Flow Cell Volume: 90 ml Final Flow Rate: 200 ml/min Final Draw Down: 0.31 ft	Instrument Used: Aqua TROLL 400 Serial Number: 850762
---	--	--

Test Notes:

Weather Conditions:
Sunny

Low-Flow Readings:

Date Time	Elapsed Time	pH	Temperature	Specific Conductivity	RDO Concentration	Turbidity	ORP	Depth to Water	Flow
		+/- 0.1	+/- 0.5	+/- 5 %	+/- 10 %	+/- 5	+/- 10	+/- 0.3	
2/28/2023 10:14 AM	00:00	5.99 pH	25.50 °C	62.32 µS/cm	4.80 mg/L	7.52 NTU	105.1 mV	10.43 ft	200.00 ml/min
2/28/2023 10:19 AM	05:00	5.43 pH	18.68 °C	60.53 µS/cm	1.18 mg/L	23.80 NTU	95.4 mV	10.68 ft	200.00 ml/min
2/28/2023 10:24 AM	10:00	5.40 pH	18.33 °C	60.72 µS/cm	1.38 mg/L	10.20 NTU	91.7 mV	10.72 ft	200.00 ml/min
2/28/2023 10:29 AM	15:00	5.41 pH	18.35 °C	60.97 µS/cm	0.60 mg/L	5.10 NTU	87.9 mV	10.74 ft	200.00 ml/min
2/28/2023 10:34 AM	20:00	5.40 pH	18.32 °C	61.24 µS/cm	0.53 mg/L	3.34 NTU	84.3 mV	10.72 ft	200.00 ml/min
2/28/2023 10:39 AM	25:00	5.40 pH	18.28 °C	61.49 µS/cm	0.56 mg/L	1.68 NTU	81.3 mV	10.74 ft	200.00 ml/min

Samples

Sample ID:	Description:
SCH-GWA-15	

Low-Flow Test Report:

Test Date / Time: 2/28/2023 11:20:47 AM

Project: SCS Plant Scherer SAGW 2023S1 (11)

Operator Name: M. Mann

Location Name: SCH-GWA-16 Well Diameter: 2 in Casing Type: PVC Screen Length: 10 ft Top of Screen: 47.93 ft Total Depth: 57.93 ft Initial Depth to Water: 31.28 ft	Pump Type: Dedicated Bladder Tubing Type: Poly Pump Intake From TOC: 49.58 ft Estimated Total Volume Pumped: 3375 ml Flow Cell Volume: 90 ml Final Flow Rate: 225 ml/min Final Draw Down: 0.2 ft	Instrument Used: Aqua TROLL 400 Serial Number: 850762
---	---	--

Test Notes:

Weather Conditions:

Sunny

Low-Flow Readings:

Date Time	Elapsed Time	pH	Temperature	Specific Conductivity	RDO Concentration	Turbidity	ORP	Depth to Water	Flow
		+/- 0.1	+/- 0.5	+/- 5 %	+/- 10 %	+/- 5	+/- 10	+/- 0.3	
2/28/2023 11:20 AM	00:00	6.25 pH	25.77 °C	120.72 µS/cm	7.10 mg/L	7.03 NTU	116.1 mV	31.28 ft	225.00 ml/min
2/28/2023 11:25 AM	05:00	6.42 pH	19.94 °C	118.37 µS/cm	5.54 mg/L	2.23 NTU	100.8 mV	31.50 ft	225.00 ml/min
2/28/2023 11:30 AM	10:00	6.42 pH	19.71 °C	119.17 µS/cm	5.67 mg/L	1.94 NTU	91.8 mV	31.55 ft	225.00 ml/min
2/28/2023 11:35 AM	15:00	6.45 pH	19.66 °C	119.89 µS/cm	5.55 mg/L	1.31 NTU	103.7 mV	31.48 ft	225.00 ml/min

Samples

Sample ID:	Description:
SCH-GWA-16	

Low-Flow Test Report:

Test Date / Time: 2/28/2023 9:15:05 AM
Project: SCS Plant Scherer SAGW 2023S1 (9)
Operator Name: M. Mann

Location Name: SCH-GWA-17 Well Diameter: 2 in Casing Type: PVC Screen Length: 36.76 ft Top of Screen: 10 ft Total Depth: 46.76 ft Initial Depth to Water: 30.36 ft	Pump Type: Dedicated Bladder Tubing Type: Poly Pump Intake From TOC: 38.55 ft Estimated Total Volume Pumped: 4000 ml Flow Cell Volume: 90 ml Final Flow Rate: 200 ml/min Final Draw Down: 0.27 ft	Instrument Used: Aqua TROLL 400 Serial Number: 850762
---	--	--

Test Notes:

Weather Conditions:
Sunny

Low-Flow Readings:

Date Time	Elapsed Time	pH	Temperature	Specific Conductivity	RDO Concentration	Turbidity	ORP	Depth to Water	Flow
		+/- 0.1	+/- 0.5	+/- 5 %	+/- 10 %	+/- 5	+/- 10	+/- 0.3	
2/28/2023 9:15 AM	00:00	6.60 pH	22.09 °C	96.21 µS/cm	6.58 mg/L	3.57 NTU	82.7 mV	30.36 ft	200.00 ml/min
2/28/2023 9:20 AM	05:00	6.16 pH	19.63 °C	90.91 µS/cm	6.77 mg/L	3.39 NTU	76.3 mV	30.59 ft	200.00 ml/min
2/28/2023 9:25 AM	10:00	6.16 pH	19.57 °C	93.07 µS/cm	6.71 mg/L	2.28 NTU	80.4 mV	30.63 ft	200.00 ml/min
2/28/2023 9:30 AM	15:00	6.17 pH	19.79 °C	95.00 µS/cm	6.70 mg/L	1.70 NTU	83.2 mV	30.64 ft	200.00 ml/min
2/28/2023 9:35 AM	20:00	6.19 pH	19.93 °C	96.32 µS/cm	6.65 mg/L	1.14 NTU	99.9 mV	30.63 ft	200.00 ml/min

Samples

Sample ID:	Description:
SCH-GWA-17	

Low-Flow Test Report:

Test Date / Time: 2/27/2023 3:07:41 PM

Project: SCS Plant Scherer (11)

Operator Name: Daniel Howard

Location Name: SCH-GWC-1 Well Diameter: 2 in Casing Type: PVC Screen Length: 10 ft Top of Screen: 28.72 ft Total Depth: 38.72 ft Initial Depth to Water: 7.86 ft	Pump Type: Peristaltic Tubing Type: LDPE Pump Intake From TOC: 33.72 ft Estimated Total Volume Pumped: 5000 ml Flow Cell Volume: 90 ml Final Flow Rate: 200 ml/min Final Draw Down: 0.27 ft	Instrument Used: Aqua TROLL 400 Serial Number: 883536
---	--	--

Test Notes:

Low flow. Sample time 1536.

Weather Conditions:

Partly cloudy, temp 73F

Low-Flow Readings:

Date Time	Elapsed Time	pH	Temperature	Specific Conductivity	RDO Concentration	Turbidity	ORP	Depth to Water	Flow
		+/- 0.1	+/- 0.5	+/- 5 %	+/- 10 %	+/- 5	+/- 10	+/- 0.3	
2/27/2023 3:07 PM	00:00	6.61 pH	24.13 °C	186.61 µS/cm	4.89 mg/L	0.54 NTU	126.9 mV	7.86 ft	200.00 ml/min
2/27/2023 3:12 PM	05:00	6.63 pH	19.41 °C	199.77 µS/cm	5.43 mg/L	0.81 NTU	141.4 mV	8.10 ft	200.00 ml/min
2/27/2023 3:17 PM	10:00	6.60 pH	18.92 °C	201.43 µS/cm	5.40 mg/L	0.69 NTU	106.3 mV	8.11 ft	200.00 ml/min
2/27/2023 3:22 PM	15:00	6.58 pH	18.54 °C	200.72 µS/cm	5.32 mg/L	0.35 NTU	99.9 mV	8.12 ft	200.00 ml/min
2/27/2023 3:27 PM	20:00	6.57 pH	18.43 °C	200.65 µS/cm	5.31 mg/L	0.40 NTU	97.1 mV	8.13 ft	200.00 ml/min
2/27/2023 3:32 PM	25:00	6.56 pH	18.57 °C	198.44 µS/cm	5.29 mg/L	0.32 NTU	122.9 mV	8.13 ft	200.00 ml/min

Samples

Sample ID:	Description:
------------	--------------

Low-Flow Test Report:

Test Date / Time: 2/27/2023 10:36:41 AM

Project: SCS Plant Scherer (9)

Operator Name: Daniel Howard

Location Name: SCH-GWC-2 Well Diameter: 2 in Casing Type: PVC Screen Length: 10 ft Top of Screen: 48.74 ft Total Depth: 58.74 ft Initial Depth to Water: 12.2 ft	Pump Type: Dedicated Bladder Tubing Type: LDPE Pump Intake From TOC: 53.74 ft Estimated Total Volume Pumped: 5000 ml Flow Cell Volume: 90 ml Final Flow Rate: 200 ml/min Final Draw Down: 1.72 ft	Instrument Used: Aqua TROLL 400 Serial Number: 883536
---	--	--

Test Notes:

Low-Flow sampling. Sample time 1107

Weather Conditions:

Cloudy 66F

Low-Flow Readings:

Date Time	Elapsed Time	pH	Temperature	Specific Conductivity	RDO Concentration	Turbidity	ORP	Depth to Water	Flow
		+/- 0.1	+/- 0.5	+/- 5 %	+/- 10 %	+/- 5	+/- 10	+/- 0.3	
2/27/2023 10:36 AM	00:00	6.43 pH	17.97 °C	187.86 µS/cm	4.37 mg/L	4.04 NTU	148.2 mV	12.20 ft	200.00 ml/min
2/27/2023 10:41 AM	05:00	6.42 pH	17.63 °C	186.21 µS/cm	4.12 mg/L	5.09 NTU	146.8 mV	13.70 ft	200.00 ml/min
2/27/2023 10:46 AM	10:00	6.41 pH	17.59 °C	186.34 µS/cm	4.11 mg/L	3.60 NTU	135.5 mV	13.76 ft	200.00 ml/min
2/27/2023 10:51 AM	15:00	6.42 pH	17.55 °C	187.96 µS/cm	4.24 mg/L	2.37 NTU	100.9 mV	13.84 ft	200.00 ml/min
2/27/2023 10:56 AM	20:00	6.40 pH	17.50 °C	192.72 µS/cm	3.93 mg/L	2.34 NTU	96.7 mV	13.88 ft	200.00 ml/min
2/27/2023 11:01 AM	25:00	6.41 pH	17.41 °C	185.83 µS/cm	3.98 mg/L	2.51 NTU	119.0 mV	13.92 ft	200.00 ml/min

Samples

Sample ID:	Description:
------------	--------------

Low-Flow Test Report:

Test Date / Time: 2/28/2023 9:41:50 AM

Project: SCS Plant Scherer (12)

Operator Name: Daniel Howard

Location Name: SCH-GWC-3 Well Diameter: 2 in Casing Type: PVC Screen Length: 10 ft Top of Screen: 40.1 ft Total Depth: 50.1 ft Initial Depth to Water: 35.59 ft	Pump Type: Bladder Tubing Type: HDPE Pump Intake From TOC: 45.1 ft Estimated Total Volume Pumped: 8250 ml Flow Cell Volume: 90 ml Final Flow Rate: 150 ml/min Final Draw Down: 0.15 ft	Instrument Used: Aqua TROLL 400 Serial Number: 883536
--	---	--

Test Notes:

Low flow. Sample time 1040.

Weather Conditions:

Partly sunny, temp 65F

Low-Flow Readings:

Date Time	Elapsed Time	pH	Temperature	Specific Conductivity	RDO Concentration	Turbidity	ORP	Depth to Water	Flow
		+/- 0.1	+/- 0.5	+/- 5 %	+/- 10 %	+/- 5	+/- 10	+/- 0.3	
2/28/2023 9:41 AM	00:00	6.05 pH	20.21 °C	84.36 µS/cm	3.66 mg/L	13.70 NTU	124.1 mV	35.59 ft	150.00 ml/min
2/28/2023 9:46 AM	05:00	6.03 pH	20.05 °C	81.70 µS/cm	3.31 mg/L	15.20 NTU	127.6 mV	35.72 ft	150.00 ml/min
2/28/2023 9:51 AM	10:00	6.03 pH	20.23 °C	80.92 µS/cm	3.23 mg/L	14.60 NTU	133.7 mV	35.74 ft	150.00 ml/min
2/28/2023 9:56 AM	15:00	6.02 pH	20.34 °C	79.66 µS/cm	3.27 mg/L	14.10 NTU	140.8 mV	35.74 ft	150.00 ml/min
2/28/2023 10:01 AM	20:00	6.01 pH	20.41 °C	78.78 µS/cm	3.28 mg/L	12.40 NTU	147.9 mV	35.74 ft	150.00 ml/min
2/28/2023 10:06 AM	25:00	6.01 pH	20.48 °C	78.98 µS/cm	3.26 mg/L	10.50 NTU	152.5 mV	35.74 ft	150.00 ml/min
2/28/2023 10:11 AM	30:00	6.01 pH	20.57 °C	78.98 µS/cm	3.21 mg/L	9.11 NTU	157.3 mV	35.74 ft	150.00 ml/min
2/28/2023 10:16 AM	35:00	6.01 pH	20.67 °C	79.40 µS/cm	3.21 mg/L	7.49 NTU	162.8 mV	35.74 ft	150.00 ml/min
2/28/2023 10:21 AM	40:00	6.01 pH	20.70 °C	79.37 µS/cm	3.19 mg/L	6.49 NTU	166.9 mV	35.74 ft	150.00 ml/min
2/28/2023 10:26 AM	45:00	6.01 pH	20.73 °C	79.68 µS/cm	3.19 mg/L	5.70 NTU	169.9 mV	35.74 ft	150.00 ml/min
2/28/2023 10:31 AM	50:00	6.01 pH	20.81 °C	79.41 µS/cm	3.15 mg/L	4.57 NTU	172.3 mV	35.74 ft	150.00 ml/min
2/28/2023 10:36 AM	55:00	6.00 pH	20.75 °C	79.87 µS/cm	3.13 mg/L	4.49 NTU	173.8 mV	35.74 ft	150.00 ml/min

Samples

Sample ID:	Description:
------------	--------------

Created using VuSitu from In-Situ, Inc.

Low-Flow Test Report:

Test Date / Time: 2/27/2023 12:47:36 PM

Project: SCS Plant Scherer

Operator Name: Robert Bolding

Location Name: SCH-GWC-4 Well Diameter: 2 in Casing Type: PVC Screen Length: 10 ft Top of Screen: 33.41 ft Total Depth: 43.41 ft Initial Depth to Water: 32.09 ft	Pump Type: Dedicated Bladder Tubing Type: HDPE Pump Intake From TOC: 38.41 ft Estimated Total Volume Pumped: 6000 ml Flow Cell Volume: 90 ml Final Flow Rate: 200 ml/min Final Draw Down: 0.51 ft	Instrument Used: Aqua TROLL 400 Serial Number: 883536
--	--	--

Test Notes:

Low Flow sampling. Sample time 1322.

Weather Conditions:

Cloudy 68F

Low-Flow Readings:

Date Time	Elapsed Time	pH	Temperature	Specific Conductivity	RDO Concentration	Turbidity	ORP	Depth to Water	Flow
		+/- 0.1	+/- 0.5	+/- 5 %	+/- 10 %	+/- 5	+/- 10	+/- 0.3	
2/27/2023 12:47 PM	00:00	6.17 pH	18.43 °C	336.27 µS/cm	3.32 mg/L	0.43 NTU	124.7 mV	32.09 ft	200.00 ml/min
2/27/2023 12:52 PM	05:00	6.17 pH	18.12 °C	334.46 µS/cm	3.11 mg/L	0.33 NTU	130.3 mV	32.61 ft	200.00 ml/min
2/27/2023 12:57 PM	10:00	6.17 pH	18.22 °C	337.48 µS/cm	3.07 mg/L	0.31 NTU	99.2 mV	32.60 ft	200.00 ml/min
2/27/2023 1:02 PM	15:00	6.17 pH	18.22 °C	337.40 µS/cm	3.05 mg/L	0.33 NTU	94.4 mV	32.58 ft	200.00 ml/min
2/27/2023 1:07 PM	20:00	6.17 pH	18.31 °C	336.43 µS/cm	3.04 mg/L	0.24 NTU	92.6 mV	32.60 ft	200.00 ml/min
2/27/2023 1:12 PM	25:00	6.17 pH	18.29 °C	337.41 µS/cm	3.03 mg/L	0.22 NTU	92.4 mV	32.61 ft	200.00 ml/min
2/27/2023 1:17 PM	30:00	6.17 pH	18.29 °C	335.98 µS/cm	3.03 mg/L	0.19 NTU	92.2 mV	32.60 ft	200.00 ml/min

Samples

Sample ID:	Description:
------------	--------------

Low-Flow Test Report:

Test Date / Time: 2/28/2023 12:04:57 PM

Project: SCS Plant Scherer

Operator Name: Robert Bolding

Location Name: SCH-GWC-5 Well Diameter: 2 in Casing Type: PVC Screen Length: 10 ft Top of Screen: 74.16 ft Total Depth: 84.16 ft Initial Depth to Water: 19.07 ft	Pump Type: Bladder Tubing Type: HDPE Pump Intake From TOC: 79.16 ft Estimated Total Volume Pumped: 5956.667 ml Flow Cell Volume: 90 ml Final Flow Rate: 200 ml/min Final Draw Down: 0.2 ft	Instrument Used: Aqua TROLL 400 Serial Number: 883536
--	---	--

Test Notes:

Low flow sampling. 1240 sample time

Weather Conditions:

Sunny 74F

Low-Flow Readings:

Date Time	Elapsed Time	pH	Temperature	Specific Conductivity	RDO Concentration	Turbidity	ORP	Depth to Water	Flow
		+/- 0.1	+/- 0.5	+/- 5 %	+/- 10 %	+/- 5	+/- 10	+/- 0.3	
2/28/2023 12:04 PM	00:00	6.01 pH	22.44 °C	380.53 µS/cm	3.70 mg/L	2.26 NTU	157.4 mV	19.07 ft	200.00 ml/min
2/28/2023 12:07 PM	02:41	6.01 pH	21.15 °C	387.40 µS/cm	3.82 mg/L	2.57 NTU	177.0 mV	19.24 ft	200.00 ml/min
2/28/2023 12:12 PM	07:41	6.00 pH	20.84 °C	388.30 µS/cm	3.84 mg/L	1.77 NTU	228.2 mV	19.28 ft	200.00 ml/min
2/28/2023 12:17 PM	12:41	5.99 pH	20.99 °C	390.70 µS/cm	3.83 mg/L	1.32 NTU	183.0 mV	19.26 ft	200.00 ml/min
2/28/2023 12:22 PM	17:41	6.00 pH	20.84 °C	388.66 µS/cm	3.79 mg/L	1.40 NTU	178.0 mV	19.25 ft	200.00 ml/min
2/28/2023 12:27 PM	22:41	5.99 pH	20.83 °C	389.85 µS/cm	3.80 mg/L	1.00 NTU	176.0 mV	19.27 ft	200.00 ml/min
2/28/2023 12:32 PM	27:41	5.99 pH	20.77 °C	388.58 µS/cm	3.81 mg/L	1.11 NTU	224.0 mV	19.27 ft	200.00 ml/min
2/28/2023 12:34 PM	29:47	6.00 pH	20.79 °C	390.38 µS/cm	3.81 mg/L	0.79 NTU	180.4 mV	19.27 ft	200.00 ml/min

Samples

Sample ID:	Description:
------------	--------------

Low-Flow Test Report:

Test Date / Time: 2/27/2023 9:30:29 AM

Project: Plant Scherer

Operator Name: Tiffany Messier

Location Name: SCH-GWC-6 Well Diameter: 2 in Casing Type: PVC Screen Length: 10 ft Top of Screen: 38.5 ft Total Depth: 48.5 ft Initial Depth to Water: 38.26 ft	Pump Type: MP 50 Dedicated Tubing Type: LDPE Pump Intake From TOC: 39.98 ft Estimated Total Volume Pumped: 10263.333 ml Flow Cell Volume: 90 ml Final Flow Rate: 200 ml/min Final Draw Down: 0.06 ft	Instrument Used: Aqua TROLL 400 Serial Number: 884189
--	---	--

Test Notes:

Aquatroll not reading SpCond and DO, switched probes at 10am.

Weather Conditions:

Cloudy 61

Low-Flow Readings:

Date Time	Elapsed Time	pH	Temperature	Specific Conductivity	RDO Concentration	Turbidity	ORP	Depth to Water	Flow
		+/- 0.1	+/- 0.5	+/- 5 %	+/- 0.2	+/- 5	+/- 10	+/- 1	
2/27/2023 9:30 AM	00:00	8.42 pH	19.71 °C			0.86 NTU	164.6 mV	38.30 ft	200.00 ml/min
2/27/2023 9:35 AM	05:00	6.27 pH	18.39 °C			0.63 NTU	113.2 mV	38.30 ft	200.00 ml/min
2/27/2023 9:40 AM	10:00	6.22 pH	18.32 °C			0.55 NTU	101.6 mV	38.30 ft	200.00 ml/min
2/27/2023 9:45 AM	15:00	6.22 pH	18.34 °C			0.63 NTU	131.4 mV	38.32 ft	200.00 ml/min
2/27/2023 9:50 AM	20:00	6.22 pH	18.39 °C			0.47 NTU	103.4 mV	38.33 ft	200.00 ml/min
2/27/2023 9:55 AM	25:00	6.22 pH	18.34 °C			0.40 NTU	129.1 mV	38.33 ft	200.00 ml/min
2/27/2023 10:01 AM	31:19	4.27 pH	18.35 °C	0.00 µS/cm	8.34 mg/L	0.61 NTU	196.2 mV	38.30 ft	200.00 ml/min
2/27/2023 10:06 AM	36:19	6.08 pH	18.47 °C	182.48 µS/cm	6.19 mg/L	1.68 NTU	110.8 mV	38.32 ft	200.00 ml/min
2/27/2023 10:11 AM	41:19	6.12 pH	18.50 °C	182.68 µS/cm	6.15 mg/L	0.43 NTU	100.7 mV	38.32 ft	200.00 ml/min
2/27/2023 10:16 AM	46:19	6.15 pH	18.44 °C	183.21 µS/cm	6.15 mg/L	0.35 NTU	100.1 mV	38.32 ft	200.00 ml/min
2/27/2023 10:21 AM	51:19	6.17 pH	18.43 °C	182.42 µS/cm	6.17 mg/L	0.32 NTU	91.1 mV	38.32 ft	200.00 ml/min

Samples

Sample ID:	Description:
SCH-GWC-6	

Created using VuSitu from In-Situ, Inc.

Low-Flow Test Report:

Test Date / Time: 2/27/2023 10:53:42 AM

Project: Plant Scherer

Operator Name: Tiffany Messier

Location Name: SCH-GWC-7 Well Diameter: 2 in Casing Type: PVC Screen Length: 10 ft Top of Screen: 48.72 ft Total Depth: 58.72 ft Initial Depth to Water: 42.25 ft	Pump Type: MP 50 Dedicated Tubing Type: LDPE Pump Intake From TOC: 39.98 ft Estimated Total Volume Pumped: 5000 ml Flow Cell Volume: 90 ml Final Flow Rate: 200 ml/min Final Draw Down: 0.5 ft	Instrument Used: Aqua TROLL 400 Serial Number: 884189
--	---	--

Test Notes:

Low-Flow Readings:

Date Time	Elapsed Time	pH	Temperature	Specific Conductivity	RDO Concentration	Turbidity	ORP	Depth to Water	Flow
		+/- 0.1	+/- 0.5	+/- 5 %	+/- 0.2	+/- 5	+/- 10	+/- 1	
2/27/2023 10:53 AM	00:00	6.58 pH	20.04 °C	0.00 µS/cm	8.22 mg/L	1.01 NTU	90.4 mV	42.45 ft	200.00 ml/min
2/27/2023 10:58 AM	05:00	6.56 pH	18.28 °C	159.07 µS/cm	6.83 mg/L	0.89 NTU	87.4 mV	42.76 ft	200.00 ml/min
2/27/2023 11:03 AM	10:00	6.36 pH	18.08 °C	161.78 µS/cm	6.34 mg/L	4.81 NTU	88.9 mV	42.95 ft	200.00 ml/min
2/27/2023 11:08 AM	15:00	6.34 pH	17.99 °C	161.80 µS/cm	6.33 mg/L	5.72 NTU	87.7 mV	42.75 ft	200.00 ml/min
2/27/2023 11:13 AM	20:00	6.35 pH	18.03 °C	160.75 µS/cm	6.51 mg/L	2.54 NTU	86.0 mV	42.75 ft	200.00 ml/min
2/27/2023 11:18 AM	25:00	6.35 pH	18.00 °C	161.33 µS/cm	6.32 mg/L	2.52 NTU	87.6 mV	42.75 ft	200.00 ml/min

Samples

Sample ID:	Description:
SCH-GWC-7	

Low-Flow Test Report:

Test Date / Time: 2/27/2023 12:01:54 PM

Project: Plant Scherer

Operator Name: Tiffany Messier

Location Name: SCH-GWC-8A Well Diameter: 2 in Casing Type: PVC Screen Length: 10 ft Top of Screen: 37.5 ft Total Depth: 47.5 ft Initial Depth to Water: 22.11 ft	Pump Type: MP 50 Dedicated Tubing Type: LDPE Pump Intake From TOC: 42.5 ft Estimated Total Volume Pumped: 5000 ml Flow Cell Volume: 90 ml Final Flow Rate: 200 ml/min Final Draw Down: 0.63 ft	Instrument Used: Aqua TROLL 400 Serial Number: 884189
---	---	--

Test Notes:

Weather Conditions:

Cloudy 64

Low-Flow Readings:

Date Time	Elapsed Time	pH	Temperature	Specific Conductivity	RDO Concentration	Turbidity	ORP	Depth to Water	Flow
		+/- 0.1	+/- 0.5	+/- 5 %	+/- 0.2	+/- 5	+/- 10	+/- 1	
2/27/2023 12:01 PM	00:00	6.64 pH	20.31 °C	360.02 µS/cm	8.27 mg/L	1.40 NTU	94.0 mV	22.75 ft	200.00 ml/min
2/27/2023 12:06 PM	05:00	6.21 pH	19.35 °C	525.30 µS/cm	0.68 mg/L	5.95 NTU	56.4 mV	22.83 ft	200.00 ml/min
2/27/2023 12:11 PM	10:00	6.23 pH	19.37 °C	530.95 µS/cm	0.23 mg/L	4.27 NTU	44.7 mV	22.73 ft	200.00 ml/min
2/27/2023 12:16 PM	15:00	6.25 pH	19.34 °C	527.50 µS/cm	0.16 mg/L	3.52 NTU	39.6 mV	22.75 ft	200.00 ml/min
2/27/2023 12:21 PM	20:00	6.26 pH	19.35 °C	526.07 µS/cm	0.14 mg/L	2.82 NTU	37.4 mV	22.74 ft	200.00 ml/min
2/27/2023 12:26 PM	25:00	6.27 pH	19.42 °C	524.94 µS/cm	0.12 mg/L	2.36 NTU	36.9 mV	22.74 ft	200.00 ml/min

Samples

Sample ID:	Description:
SCH-GWC-8A	

Low-Flow Test Report:

Test Date / Time: 2/27/2023 1:34:25 PM

Project: Plant Scherer

Operator Name: Tiffany Messier

Location Name: SCH-GWC-9 Well Diameter: 2 in Casing Type: PVC Screen Length: 10 ft Top of Screen: 10.25 ft Total Depth: 20.25 ft Initial Depth to Water: 6.72 ft	Pump Type: MP 50 Dedicated Tubing Type: LDPE Pump Intake From TOC: 15 ft Estimated Total Volume Pumped: 13000 ml Flow Cell Volume: 90 ml Final Flow Rate: 200 ml/min Final Draw Down: 0.3 ft	Instrument Used: Aqua TROLL 400 Serial Number: 884189
---	---	--

Test Notes:

EB-4 collect from water level meter probe.

Weather Conditions:

Cloudy 66

Low-Flow Readings:

Date Time	Elapsed Time	pH	Temperature	Specific Conductivity	RDO Concentration	Turbidity	ORP	Depth to Water	Flow
		+/- 0.1	+/- 0.5	+/- 5 %	+/- 0.2	+/- 5	+/- 10	+/- 1	
2/27/2023 1:34 PM	00:00	6.72 pH	17.45 °C	193.15 µS/cm	2.63 mg/L	32.80 NTU	57.1 mV	6.72 ft	200.00 ml/min
2/27/2023 1:39 PM	05:00	6.67 pH	17.37 °C	192.94 µS/cm	2.64 mg/L	27.60 NTU	55.8 mV	7.00 ft	200.00 ml/min
2/27/2023 1:44 PM	10:00	6.65 pH	17.30 °C	193.45 µS/cm	2.69 mg/L	25.60 NTU	55.4 mV	7.00 ft	200.00 ml/min
2/27/2023 1:49 PM	15:00	6.64 pH	17.28 °C	193.62 µS/cm	2.84 mg/L	18.80 NTU	55.2 mV	7.01 ft	200.00 ml/min
2/27/2023 1:54 PM	20:00	6.63 pH	17.28 °C	193.97 µS/cm	2.72 mg/L	15.10 NTU	55.1 mV	7.01 ft	200.00 ml/min
2/27/2023 1:59 PM	25:00	6.62 pH	17.22 °C	194.15 µS/cm	3.32 mg/L	15.30 NTU	55.1 mV	7.02 ft	200.00 ml/min
2/27/2023 2:04 PM	30:00	6.61 pH	17.32 °C	193.91 µS/cm	2.45 mg/L	12.00 NTU	55.2 mV	7.02 ft	200.00 ml/min
2/27/2023 2:09 PM	35:00	6.60 pH	17.41 °C	195.38 µS/cm	2.45 mg/L	9.97 NTU	58.8 mV	7.02 ft	200.00 ml/min
2/27/2023 2:14 PM	40:00	6.59 pH	17.48 °C	194.31 µS/cm	3.28 mg/L	7.14 NTU	59.4 mV	7.02 ft	200.00 ml/min
2/27/2023 2:19 PM	45:00	6.59 pH	17.49 °C	194.51 µS/cm	2.65 mg/L	6.74 NTU	59.7 mV	7.02 ft	200.00 ml/min
2/27/2023 2:24 PM	50:00	6.59 pH	17.59 °C	193.79 µS/cm	2.47 mg/L	5.60 NTU	55.4 mV	7.02 ft	200.00 ml/min
2/27/2023 2:29 PM	55:00	6.58 pH	17.58 °C	194.75 µS/cm	2.48 mg/L	6.10 NTU	59.8 mV	7.02 ft	200.00 ml/min
2/27/2023 2:34 PM	01:00:00	6.57 pH	17.64 °C	194.66 µS/cm	2.56 mg/L	4.44 NTU	60.3 mV	7.02 ft	200.00 ml/min

2/27/2023 2:39 PM	01:05:00	6.57 pH	17.82 °C	192.88 µS/cm	2.62 mg/L	2.89 NTU	56.2 mV	7.02 ft	200.00 ml/min
----------------------	----------	---------	----------	--------------	-----------	----------	---------	---------	---------------

Samples

Sample ID:	Description:
SCH- GWC-9	SCH-Cell 1-EB-4

Low-Flow Test Report:

Test Date / Time: 2/21/2023 12:31:13 PM
Project: SCS Plant Scherer SAGW 2023S1
Operator Name: D. Bloomfield

Location Name: SCH-GWC-10 Well Diameter: 2 in Casing Type: PVC Screen Length: 10 ft Top of Screen: 30.65 ft Total Depth: 40.65 ft Initial Depth to Water: 9.74 ft	Pump Type: Peristaltic Tubing Type: Poly Pump Intake From TOC: 35 ft Estimated Total Volume Pumped: 6600 ml Flow Cell Volume: 90 ml Final Flow Rate: 220 ml/min Final Draw Down: 0.15 ft	Instrument Used: Aqua TROLL 400 Serial Number: 884189
--	---	--

Test Notes:

Weather Conditions:
Sunny

Low-Flow Readings:

Date Time	Elapsed Time	pH	Temperature	Specific Conductivity	RDO Concentration	Turbidity	ORP	Depth to Water	Flow
		+/- 0.1	+/- 0.5	+/- 5 %	+/- 10 %	+/- 5	+/- 10	+/- 0.3	
2/21/2023 12:35 PM	00:00	6.63 pH	23.74 °C	176.13 µS/cm	5.51 mg/L	2.16 NTU	90.2 mV	9.74 ft	220.00 ml/min
2/21/2023 12:40 PM	05:00	6.30 pH	19.10 °C	189.11 µS/cm	0.66 mg/L	0.71 NTU	78.7 mV	9.85 ft	220.00 ml/min
2/21/2023 12:45 PM	10:00	6.30 pH	18.80 °C	188.69 µS/cm	0.54 mg/L	0.41 NTU	84.4 mV	9.88 ft	220.00 ml/min
2/21/2023 12:50 PM	15:00	6.31 pH	18.57 °C	184.92 µS/cm	0.48 mg/L	0.40 NTU	71.3 mV	9.89 ft	220.00 ml/min
2/21/2023 12:55 PM	20:00	6.32 pH	18.53 °C	180.41 µS/cm	0.55 mg/L	0.37 NTU	69.3 mV	9.88 ft	220.00 ml/min
2/21/2023 1:00 PM	25:00	6.32 pH	18.56 °C	178.24 µS/cm	0.55 mg/L	0.35 NTU	68.1 mV	9.89 ft	220.00 ml/min
2/21/2023 1:05 PM	30:00	6.33 pH	18.57 °C	173.87 µS/cm	0.62 mg/L	0.19 NTU	67.5 mV	9.89 ft	220.00 ml/min

Samples

Sample ID:	Description:
SCH-GWC-10	

Low-Flow Test Report:

Test Date / Time: 2/27/2023 9:30:42 AM

Project: SCS Plant Scherer SAGW 2023S1 (5)

Operator Name: M. Mann

Location Name: SCH-GWC-11 Well Diameter: 2 in Casing Type: PVC Screen Length: 10 ft Top of Screen: 24.54 ft Total Depth: 34.54 ft Initial Depth to Water: 2 ft	Pump Type: Dedicated Bladder Tubing Type: Poly Pump Intake From TOC: 25.82 ft Estimated Total Volume Pumped: 18372.084 ml Flow Cell Volume: 90 ml Final Flow Rate: 200 ml/min Final Draw Down: 14.78 ft	Instrument Used: Aqua TROLL 400 Serial Number: 850762
---	--	--

Test Notes:

Weather Conditions:

Cloudy

Low-Flow Readings:

Date Time	Elapsed Time	pH	Temperature	Specific Conductivity	RDO Concentration	Turbidity	ORP	Depth to Water	Flow
		+/- 0.1	+/- 0.5	+/- 5 %	+/- 10 %	+/- 5	+/- 10	+/- 0.3	
2/27/2023 9:30 AM	00:00	6.74 pH	18.55 °C	133.74 µS/cm	6.51 mg/L	4.16 NTU	119.7 mV	16.60 ft	300.00 ml/min
2/27/2023 9:35 AM	05:00	6.19 pH	17.79 °C	131.41 µS/cm	1.59 mg/L	10.50 NTU	78.0 mV	16.79 ft	215.00 ml/min
2/27/2023 9:40 AM	10:00	6.16 pH	17.77 °C	130.91 µS/cm	1.20 mg/L	10.10 NTU	69.2 mV	16.86 ft	215.00 ml/min
2/27/2023 9:45 AM	15:00	6.16 pH	17.78 °C	130.53 µS/cm	1.06 mg/L	11.00 NTU	64.1 mV	16.85 ft	215.00 ml/min
2/27/2023 9:50 AM	20:00	6.16 pH	17.83 °C	130.35 µS/cm	0.99 mg/L	9.37 NTU	60.5 mV	16.89 ft	215.00 ml/min
2/27/2023 9:55 AM	25:00	6.17 pH	17.98 °C	130.20 µS/cm	0.99 mg/L	9.24 NTU	59.2 mV	16.84 ft	215.00 ml/min
2/27/2023 9:56 AM	26:09	6.17 pH	18.05 °C	129.98 µS/cm	1.00 mg/L		67.8 mV	16.79 ft	215.00 ml/min
2/27/2023 10:21 AM	50:55	6.19 pH	19.48 °C	131.62 µS/cm	1.68 mg/L	8.86 NTU	57.0 mV	16.67 ft	100.00 ml/min
2/27/2023 10:26 AM	55:55	6.19 pH	17.97 °C	130.73 µS/cm	1.22 mg/L	8.03 NTU	63.6 mV	16.68 ft	100.00 ml/min
2/27/2023 10:31 AM	01:00:55	6.18 pH	17.83 °C	130.93 µS/cm	1.11 mg/L	6.02 NTU	60.3 mV	16.71 ft	100.00 ml/min
2/27/2023 10:36 AM	01:05:55	6.18 pH	17.80 °C	130.80 µS/cm	1.12 mg/L	6.30 NTU	58.4 mV	16.69 ft	100.00 ml/min
2/27/2023 10:41 AM	01:10:55	6.18 pH	17.88 °C	130.92 µS/cm	1.09 mg/L	6.15 NTU	56.7 mV	16.71 ft	100.00 ml/min
2/27/2023 10:46 AM	01:15:55	6.19 pH	17.97 °C	130.92 µS/cm	1.08 mg/L	6.43 NTU	55.2 mV	16.67 ft	100.00 ml/min

2/27/2023 10:51 AM	01:20:55	6.18 pH	17.90 °C	130.22 µS/cm	1.09 mg/L	7.37 NTU	54.9 mV	16.69 ft	200.00 ml/min
2/27/2023 10:56 AM	01:25:55	6.18 pH	17.74 °C	130.03 µS/cm	1.16 mg/L	6.41 NTU	54.9 mV	16.82 ft	200.00 ml/min
2/27/2023 11:01 AM	01:30:55	6.18 pH	17.61 °C	129.87 µS/cm	1.01 mg/L	6.79 NTU	53.5 mV	16.85 ft	200.00 ml/min
2/27/2023 11:06 AM	01:35:55	6.17 pH	17.61 °C	129.86 µS/cm	0.95 mg/L	5.51 NTU	53.1 mV	16.83 ft	200.00 ml/min
2/27/2023 11:11 AM	01:40:55	6.19 pH	17.61 °C	129.98 µS/cm	0.95 mg/L	4.56 NTU	51.9 mV	16.78 ft	200.00 ml/min

Samples

Sample ID:	Description:
SCH-GWC-11	
SCH-CELL-FB-5	

Low-Flow Test Report:

Test Date / Time: 2/27/2023 11:50:02 AM
Project: SCS Plant Scherer SAGW 2023S1 (6)
Operator Name: M. Mann

Location Name: SCH-GWC-12 Well Diameter: 2 in Casing Type: PVC Screen Length: 10 ft Top of Screen: 27.82 ft Total Depth: 37.82 ft Initial Depth to Water: 23.13 ft	Pump Type: Dedicated Bladder Tubing Type: Poly Pump Intake From TOC: 29.42 ft Estimated Total Volume Pumped: 4600 ml Flow Cell Volume: 90 ml Final Flow Rate: 160 ml/min Final Draw Down: 0.4 ft	Instrument Used: Aqua TROLL 400 Serial Number: 850762
---	---	--

Test Notes:

Weather Conditions:
Cloudy

Low-Flow Readings:

Date Time	Elapsed Time	pH	Temperature	Specific Conductivity	RDO Concentration	Turbidity	ORP	Depth to Water	Flow
		+/- 0.1	+/- 0.5	+/- 5 %	+/- 10 %	+/- 5	+/- 10	+/- 0.3	
2/27/2023 11:50 AM	00:00	5.85 pH	18.10 °C	26.00 µS/cm	7.37 mg/L	1.40 NTU	90.6 mV	23.13 ft	280.00 ml/min
2/27/2023 11:55 AM	05:00	5.24 pH	17.90 °C	25.64 µS/cm	4.17 mg/L	8.06 NTU	88.1 mV	23.54 ft	160.00 ml/min
2/27/2023 12:00 PM	10:00	5.21 pH	17.92 °C	26.11 µS/cm	3.74 mg/L	6.13 NTU	89.0 mV	23.43 ft	160.00 ml/min
2/27/2023 12:05 PM	15:00	5.22 pH	18.00 °C	26.35 µS/cm	3.51 mg/L	3.64 NTU	88.5 mV	23.52 ft	160.00 ml/min
2/27/2023 12:10 PM	20:00	5.21 pH	17.99 °C	26.50 µS/cm	3.34 mg/L	3.88 NTU	88.2 mV	23.49 ft	160.00 ml/min
2/27/2023 12:15 PM	25:00	5.20 pH	18.01 °C	26.58 µS/cm	3.21 mg/L	2.13 NTU	88.0 mV	23.53 ft	160.00 ml/min

Samples

Sample ID:	Description:
SCH-GWC-12	
SCH-CELL-FD-5	

Low-Flow Test Report:

Test Date / Time: 2/27/2023 1:08:50 PM
Project: SCS Plant Scherer SAGW 2023S1 (7)
Operator Name: M. Mann

Location Name: SCH-GWC-13 Well Diameter: 2 in Casing Type: PVC Screen Length: 10 ft Top of Screen: 34.2 ft Total Depth: 44.2 ft Initial Depth to Water: 28.48 ft	Pump Type: Dedicated Bladder Tubing Type: Poly Pump Intake From TOC: 34.52 ft Estimated Total Volume Pumped: 5000 ml Flow Cell Volume: 90 ml Final Flow Rate: 150 ml/min Final Draw Down: 0.23 ft	Instrument Used: Aqua TROLL 400 Serial Number: 850762
---	--	--

Test Notes:

Weather Conditions:
Cloudy

Low-Flow Readings:

Date Time	Elapsed Time	pH	Temperature	Specific Conductivity	RDO Concentration	Turbidity	ORP	Depth to Water	Flow
		+/- 0.1	+/- 0.5	+/- 5 %	+/- 10 %	+/- 5	+/- 10	+/- 0.3	
2/27/2023 1:08 PM	00:00	6.18 pH	21.40 °C	91.32 µS/cm	7.12 mg/L	2.68 NTU	138.0 mV	28.48 ft	250.00 ml/min
2/27/2023 1:13 PM	05:00	5.96 pH	19.03 °C	89.48 µS/cm	4.61 mg/L	1.95 NTU	102.0 mV	28.67 ft	250.00 ml/min
2/27/2023 1:18 PM	10:00	5.92 pH	18.86 °C	90.43 µS/cm	3.59 mg/L	1.13 NTU	87.2 mV	28.71 ft	250.00 ml/min
2/27/2023 1:23 PM	15:00	5.92 pH	18.84 °C	92.81 µS/cm	3.40 mg/L	1.21 NTU	80.9 mV	28.71 ft	250.00 ml/min
2/27/2023 1:28 PM	20:00	5.94 pH	18.95 °C	94.19 µS/cm	3.36 mg/L	0.80 NTU	76.4 mV	28.71 ft	150.00 ml/min

Samples

Sample ID:	Description:
SCH-GWC-13	
SCH-CELL-EB-1	

Low-Flow Test Report:

Test Date / Time: 2/27/2023 2:09:47 PM
Project: SCS Plant Scherer SAGW 2023S1 (8)
Operator Name: M. Mann

Location Name: SCH-GWC-14 Well Diameter: 2 in Casing Type: PVC Screen Length: 10 ft Top of Screen: 17.5 ft Total Depth: 27.5 ft Initial Depth to Water: 11.83 ft	Pump Type: Dedicated Bladder Tubing Type: Poly Pump Intake From TOC: 18.88 ft Estimated Total Volume Pumped: 7500 ml Flow Cell Volume: 90 ml Final Flow Rate: 250 ml/min Final Draw Down: 0.2 ft	Instrument Used: Aqua TROLL 400 Serial Number: 850762
---	---	--

Test Notes:

Weather Conditions:
Cloudy

Low-Flow Readings:

Date Time	Elapsed Time	pH	Temperature	Specific Conductivity	RDO Concentration	Turbidity	ORP	Depth to Water	Flow
		+/- 0.1	+/- 0.5	+/- 5 %	+/- 10 %	+/- 5	+/- 10	+/- 0.3	
2/27/2023 2:09 PM	00:00	6.13 pH	21.91 °C	69.72 µS/cm	6.45 mg/L	4.44 NTU	117.2 mV	11.83 ft	250.00 ml/min
2/27/2023 2:14 PM	05:00	5.63 pH	18.46 °C	72.14 µS/cm	1.19 mg/L	22.70 NTU	86.9 mV	12.05 ft	250.00 ml/min
2/27/2023 2:19 PM	10:00	5.65 pH	18.41 °C	72.95 µS/cm	0.85 mg/L	16.60 NTU	74.7 mV	11.95 ft	250.00 ml/min
2/27/2023 2:24 PM	15:00	5.64 pH	18.32 °C	73.09 µS/cm	0.76 mg/L	9.46 NTU	85.1 mV	11.94 ft	250.00 ml/min
2/27/2023 2:29 PM	20:00	5.64 pH	18.32 °C	73.21 µS/cm	0.77 mg/L	4.74 NTU	65.7 mV	12.03 ft	250.00 ml/min
2/27/2023 2:34 PM	25:00	5.65 pH	18.37 °C	73.51 µS/cm	0.75 mg/L	4.12 NTU	63.6 mV	11.91 ft	250.00 ml/min
2/27/2023 2:39 PM	30:00	5.62 pH	18.43 °C	73.95 µS/cm	0.72 mg/L	2.79 NTU	61.2 mV	12.03 ft	250.00 ml/min

Samples

Sample ID:	Description:
SCH-GWC-14	

Low-Flow Test Report:

Test Date / Time: 2/28/2023 8:35:42 AM

Project: Plant Scherer (20)

Operator Name: Tiffany Messier

Location Name: SCH-GWC-18 Well Diameter: 2 in Casing Type: PVC Screen Length: 10 ft Top of Screen: 61.25 ft Total Depth: 71.25 ft Initial Depth to Water: 24.19 ft	Pump Type: MP 50 Dedicated Tubing Type: LDPE Pump Intake From TOC: 41.76 ft Estimated Total Volume Pumped: 8750 ml Flow Cell Volume: 90 ml Final Flow Rate: 250 ml/min Final Draw Down: 10.4 ft	Instrument Used: Aqua TROLL 400 Serial Number: 884189
---	--	--

Test Notes:

Weather Conditions:

Sunny 68

Low-Flow Readings:

Date Time	Elapsed Time	pH	Temperature	Specific Conductivity	RDO Concentration	Turbidity	ORP	Depth to Water	Flow
		+/- 0.1	+/- 0.5	+/- 5 %	+/- 0.2	+/- 5	+/- 10	+/- 1	
2/28/2023 8:35 AM	00:00	6.69 pH	19.82 °C	125.65 µS/cm	6.25 mg/L	4.50 NTU	130.0 mV	24.19 ft	250.00 ml/min
2/28/2023 8:40 AM	05:00	6.42 pH	19.46 °C	124.19 µS/cm	6.63 mg/L	2.98 NTU	111.0 mV	34.57 ft	250.00 ml/min
2/28/2023 8:45 AM	10:00	6.38 pH	19.44 °C	124.79 µS/cm	6.69 mg/L	1.92 NTU	103.4 mV	34.59 ft	250.00 ml/min
2/28/2023 8:50 AM	15:00	6.37 pH	19.51 °C	124.59 µS/cm	6.71 mg/L	2.17 NTU	101.8 mV	34.59 ft	250.00 ml/min
2/28/2023 8:55 AM	20:00	6.36 pH	19.64 °C	124.92 µS/cm	6.68 mg/L	2.55 NTU	118.2 mV	34.59 ft	250.00 ml/min
2/28/2023 9:00 AM	25:00	6.36 pH	19.77 °C	124.25 µS/cm	6.65 mg/L	2.36 NTU	99.5 mV	34.59 ft	250.00 ml/min
2/28/2023 9:05 AM	30:00	6.36 pH	19.91 °C	124.31 µS/cm	6.64 mg/L	3.55 NTU	97.9 mV	34.59 ft	250.00 ml/min
2/28/2023 9:10 AM	35:00	6.36 pH	20.03 °C	124.16 µS/cm	6.59 mg/L	3.78 NTU	96.0 mV	34.59 ft	250.00 ml/min

Samples

Sample ID:	Description:
SCH-GWC-18	

Low-Flow Test Report:

Test Date / Time: 2/28/2023 9:52:03 AM

Project: Plant Scherer (21)

Operator Name: Tiffany Messier

Location Name: SCH-GWC-19 Well Diameter: 2 in Casing Type: PVC Screen Length: 10 ft Top of Screen: 52.75 ft Total Depth: 62.75 ft Initial Depth to Water: 38.08 ft	Pump Type: MP 50 Dedicated Tubing Type: LDPE Pump Intake From TOC: 54.51 ft Estimated Total Volume Pumped: 7000 ml Flow Cell Volume: 90 ml Final Flow Rate: 200 ml/min Final Draw Down: 1.43 ft	Instrument Used: Aqua TROLL 400 Serial Number: 884189
---	--	--

Test Notes:

Weather Conditions:

Clear 66

Low-Flow Readings:

Date Time	Elapsed Time	pH	Temperature	Specific Conductivity	RDO Concentration	Turbidity	ORP	Depth to Water	Flow
		+/- 0.1	+/- 0.5	+/- 5 %	+/- 0.2	+/- 5	+/- 10	+/- 1	
2/28/2023 10:05 AM	00:00	6.51 pH	22.90 °C	180.27 µS/cm	6.66 mg/L	3.08 NTU	111.0 mV	38.50 ft	200.00 ml/min
2/28/2023 10:10 AM	05:00	6.30 pH	20.09 °C	187.05 µS/cm	5.76 mg/L	0.48 NTU	121.2 mV	38.50 ft	200.00 ml/min
2/28/2023 10:15 AM	10:00	6.30 pH	19.93 °C	186.87 µS/cm	5.69 mg/L	0.34 NTU	99.5 mV	39.39 ft	200.00 ml/min
2/28/2023 10:20 AM	15:00	6.28 pH	19.90 °C	186.01 µS/cm	5.54 mg/L	0.31 NTU	94.6 mV	39.48 ft	200.00 ml/min
2/28/2023 10:25 AM	20:00	6.28 pH	19.91 °C	185.30 µS/cm	5.46 mg/L	0.40 NTU	108.4 mV	39.51 ft	200.00 ml/min
2/28/2023 10:30 AM	25:00	6.28 pH	19.95 °C	185.64 µS/cm	5.40 mg/L	0.23 NTU	107.6 mV	39.51 ft	200.00 ml/min
2/28/2023 10:35 AM	30:00	6.29 pH	19.91 °C	184.80 µS/cm	5.38 mg/L	0.19 NTU	92.4 mV	39.51 ft	200.00 ml/min

Samples

Sample ID:	Description:
SCH-GWC-19	

Low-Flow Test Report:

Test Date / Time: 2/28/2023 11:09:50 AM

Project: Plant Scherer (22)

Operator Name: Tiffany Messier

Location Name: SCH-GWC-20 Well Diameter: 2 in Casing Type: PVC Screen Length: 10 ft Top of Screen: 62.7 ft Total Depth: 72.7 ft Initial Depth to Water: 44.53 ft	Pump Type: MP 50 Dedicated Tubing Type: LDPE Pump Intake From TOC: 64.76 ft Estimated Total Volume Pumped: 8166.667 ml Flow Cell Volume: 90 ml Final Flow Rate: 175 ml/min Final Draw Down: 0.21 ft	Instrument Used: Aqua TROLL 400 Serial Number: 884189
---	--	--

Test Notes:

Weather Conditions:

Clear 74

Low-Flow Readings:

Date Time	Elapsed Time	pH	Temperature	Specific Conductivity	RDO Concentration	Turbidity	ORP	Depth to Water	Flow
		+/- 0.1	+/- 0.5	+/- 5 %	+/- 0.2	+/- 5	+/- 10	+/- 1	
2/28/2023 11:09 AM	00:00	6.59 pH	22.27 °C	154.35 µS/cm	6.78 mg/L	1.58 NTU	93.9 mV	44.61 ft	175.00 ml/min
2/28/2023 11:14 AM	05:00	6.57 pH	20.44 °C	154.86 µS/cm	7.14 mg/L	1.89 NTU	89.4 mV	44.79 ft	175.00 ml/min
2/28/2023 11:19 AM	10:00	6.57 pH	20.26 °C	155.26 µS/cm	7.13 mg/L	2.62 NTU	86.7 mV	44.75 ft	175.00 ml/min
2/28/2023 11:24 AM	15:00	6.56 pH	20.32 °C	155.27 µS/cm	7.34 mg/L	2.46 NTU	84.0 mV	44.74 ft	175.00 ml/min
2/28/2023 11:31 AM	21:40	6.55 pH	20.38 °C	155.85 µS/cm	7.12 mg/L	2.92 NTU	88.8 mV	44.74 ft	175.00 ml/min
2/28/2023 11:36 AM	26:40	6.54 pH	20.41 °C	154.97 µS/cm	7.06 mg/L	2.94 NTU	84.2 mV	44.74 ft	175.00 ml/min
2/28/2023 11:41 AM	31:40	6.54 pH	20.32 °C	155.12 µS/cm	7.43 mg/L	2.93 NTU	83.1 mV	44.74 ft	175.00 ml/min
2/28/2023 11:46 AM	36:40	6.53 pH	20.28 °C	155.56 µS/cm	7.07 mg/L	2.92 NTU	82.0 mV	44.74 ft	175.00 ml/min
2/28/2023 11:51 AM	41:40	6.53 pH	20.44 °C	155.88 µS/cm	7.07 mg/L	2.91 NTU	83.4 mV	44.74 ft	175.00 ml/min
2/28/2023 11:56 AM	46:40	6.53 pH	20.26 °C	157.83 µS/cm	7.10 mg/L	2.94 NTU	83.0 mV	44.74 ft	175.00 ml/min

Samples

Sample ID:	Description:
------------	--------------

Low-Flow Test Report:

Test Date / Time: 2/28/2023 3:39:11 PM

Project: Plant Scherer (11)

Operator Name: Ever Guillen

Location Name: GWA-21 Well Diameter: 2 in Casing Type: PVC Screen Length: 10 ft Top of Screen: 17.79 ft Total Depth: 27.79 ft Initial Depth to Water: 3.65 ft	Pump Type: dedicated bladder pump Tubing Type: HDPE Pump Intake From TOC: 22.79 ft Estimated Total Volume Pumped: 5146.667 ml Flow Cell Volume: 90 ml Final Flow Rate: 200 ml/min Final Draw Down: 0.57 ft	Instrument Used: Aqua TROLL 400 Serial Number: 728634
--	---	--

Test Notes:

Sample time = 1610

Weather Conditions:

Warm, clear, humid

Low-Flow Readings:

Date Time	Elapsed Time	pH	Temperature	Specific Conductivity	RDO Concentration	Turbidity	ORP	Depth to Water	Flow
		+/- 0.1	+/- 0.5	+/- 5 %	+/- 10 %	+/- 5	+/- 10	+/- 0.3	
2/28/2023 3:39 PM	00:00	6.44 pH	24.27 °C	114.86 µS/cm	6.59 mg/L	4.45 NTU	111.5 mV	3.65 ft	200.00 ml/min
2/28/2023 3:42 PM	03:48	5.83 pH	18.48 °C	113.96 µS/cm	2.83 mg/L	3.62 NTU	114.2 mV	4.22 ft	200.00 ml/min
2/28/2023 3:47 PM	08:48	5.81 pH	18.01 °C	114.54 µS/cm	2.63 mg/L	3.04 NTU	110.7 mV	4.22 ft	200.00 ml/min
2/28/2023 3:52 PM	13:48	5.81 pH	17.58 °C	114.61 µS/cm	2.62 mg/L	2.37 NTU	121.2 mV	4.22 ft	200.00 ml/min
2/28/2023 3:54 PM	15:44	5.79 pH	17.95 °C	115.10 µS/cm	2.51 mg/L	1.69 NTU	111.7 mV	4.22 ft	200.00 ml/min
2/28/2023 3:59 PM	20:44	5.80 pH	17.88 °C	114.82 µS/cm	2.46 mg/L	1.61 NTU	111.6 mV	4.22 ft	200.00 ml/min
2/28/2023 4:04 PM	25:44	5.81 pH	17.79 °C	114.52 µS/cm	2.53 mg/L	1.64 NTU	111.6 mV	4.22 ft	200.00 ml/min

Samples

Sample ID:	Description:
------------	--------------

Low-Flow Test Report:

Test Date / Time: 2/28/2023 1:25:06 PM

Project: Plant Scherer (10)

Operator Name: Ever Guillen

Location Name: GWA-22 Well Diameter: 2 in Casing Type: PVC Screen Length: 10 ft Top of Screen: 42.6 ft Total Depth: 52.6 ft Initial Depth to Water: 22.88 ft	Pump Type: Peristaltic Pump Tubing Type: LDPE Pump Intake From TOC: 47 ft Estimated Total Volume Pumped: 14000 ml Flow Cell Volume: 90 ml Final Flow Rate: 200 ml/min Final Draw Down: 0.43 ft	Instrument Used: Aqua TROLL 400 Serial Number: 728634
---	---	--

Test Notes:

Sample time = 1440

Weather Conditions:

Warm,clear, humid

Low-Flow Readings:

Date Time	Elapsed Time	pH	Temperature	Specific Conductivity	RDO Concentration	Turbidity	ORP	Depth to Water	Flow
		+/- 0.1	+/- 0.5	+/- 5 %	+/- 10 %	+/- 5	+/- 10	+/- 0.3	
2/28/2023 1:25 PM	00:00	8.93 pH	32.50 °C	3.62 µS/cm	6.98 mg/L	71.10 NTU	139.5 mV	22.88 ft	200.00 ml/min
2/28/2023 1:30 PM	05:00	6.39 pH	21.17 °C	128.09 µS/cm	4.27 mg/L	93.70 NTU	100.6 mV	22.88 ft	200.00 ml/min
2/28/2023 1:35 PM	10:00	6.30 pH	20.37 °C	128.92 µS/cm	4.26 mg/L	92.10 NTU	108.5 mV	23.31 ft	200.00 ml/min
2/28/2023 1:40 PM	15:00	6.27 pH	20.10 °C	127.73 µS/cm	4.28 mg/L	81.20 NTU	110.3 mV	23.31 ft	200.00 ml/min
2/28/2023 1:45 PM	20:00	6.26 pH	19.87 °C	127.00 µS/cm	4.23 mg/L	54.30 NTU	111.4 mV	23.31 ft	200.00 ml/min
2/28/2023 1:50 PM	25:00	6.26 pH	19.70 °C	126.42 µS/cm	4.40 mg/L	23.50 NTU	111.5 mV	23.31 ft	200.00 ml/min
2/28/2023 1:55 PM	30:00	6.25 pH	19.66 °C	126.61 µS/cm	4.45 mg/L	17.70 NTU	112.0 mV	23.31 ft	200.00 ml/min
2/28/2023 2:00 PM	35:00	6.25 pH	19.69 °C	126.37 µS/cm	4.45 mg/L	11.70 NTU	112.5 mV	23.31 ft	200.00 ml/min
2/28/2023 2:05 PM	40:00	6.24 pH	19.88 °C	126.04 µS/cm	4.44 mg/L	8.76 NTU	113.1 mV	23.31 ft	200.00 ml/min
2/28/2023 2:10 PM	45:00	6.23 pH	19.88 °C	125.16 µS/cm	4.49 mg/L	6.68 NTU	113.8 mV	23.31 ft	200.00 ml/min
2/28/2023 2:15 PM	50:00	6.23 pH	19.94 °C	124.91 µS/cm	4.53 mg/L	5.80 NTU	114.5 mV	23.31 ft	200.00 ml/min
2/28/2023 2:20 PM	55:00	6.23 pH	20.05 °C	124.21 µS/cm	4.47 mg/L	4.64 NTU	115.6 mV	23.31 ft	200.00 ml/min
2/28/2023 2:25 PM	01:00:00	6.22 pH	19.87 °C	123.46 µS/cm	4.46 mg/L	3.67 NTU	116.7 mV	23.31 ft	200.00 ml/min

2/28/2023 2:30 PM	01:05:00	6.22 pH	19.99 °C	123.05 µS/cm	4.33 mg/L	2.85 NTU	117.1 mV	23.31 ft	200.00 ml/min
2/28/2023 2:35 PM	01:10:00	6.21 pH	19.86 °C	123.08 µS/cm	4.23 mg/L	2.05 NTU	117.7 mV	23.31 ft	200.00 ml/min

Samples

Sample ID:	Description:
------------	--------------

Low-Flow Test Report:

Test Date / Time: 2/28/2023 2:34:23 PM

Project: SCS Plant Scherer (14)

Operator Name: Robert Bolding

Location Name: SCH-GWA-45 Well Diameter: 2 in Casing Type: PVC Screen Length: 10 ft Top of Screen: 26 ft Total Depth: 36 ft Initial Depth to Water: 15 ft	Pump Type: Bladder Tubing Type: HDPE Pump Intake From TOC: 31 ft Estimated Total Volume Pumped: 13836 ml Flow Cell Volume: 90 ml Final Flow Rate: 180 ml/min Final Draw Down: 0.8 ft	Instrument Used: Aqua TROLL 400 Serial Number: 883536
--	---	--

Test Notes:

Low Flow sampling. Sample time 1555.

Weather Conditions:

Sunny 80F

Low-Flow Readings:

Date Time	Elapsed Time	pH	Temperature	Specific Conductivity	RDO Concentration	Turbidity	ORP	Depth to Water	Flow
		+/- 0.1	+/- 0.5	+/- 5 %	+/- 10 %	+/- 5	+/- 10	+/- 0.3	
2/28/2023 2:34 PM	00:00	5.91 pH	21.33 °C	471.73 µS/cm	0.33 mg/L	16.70 NTU	124.9 mV	15.00 ft	180.00 ml/min
2/28/2023 2:39 PM	05:00	5.91 pH	20.90 °C	472.89 µS/cm	0.38 mg/L	14.80 NTU	125.9 mV	15.81 ft	180.00 ml/min
2/28/2023 2:44 PM	10:00	5.90 pH	20.81 °C	476.42 µS/cm	0.26 mg/L	12.90 NTU	146.1 mV	15.79 ft	180.00 ml/min
2/28/2023 2:49 PM	15:00	5.90 pH	20.30 °C	474.50 µS/cm	0.30 mg/L	10.01 NTU	124.1 mV	15.80 ft	180.00 ml/min
2/28/2023 2:54 PM	20:00	5.90 pH	20.26 °C	467.51 µS/cm	0.26 mg/L	9.12 NTU	143.1 mV	15.78 ft	180.00 ml/min
2/28/2023 2:59 PM	25:00	5.90 pH	20.21 °C	473.77 µS/cm	0.25 mg/L	8.14 NTU	121.8 mV	15.79 ft	180.00 ml/min
2/28/2023 3:04 PM	30:00	5.90 pH	20.30 °C	471.21 µS/cm	0.25 mg/L	8.24 NTU	119.2 mV	15.79 ft	180.00 ml/min
2/28/2023 3:09 PM	35:00	5.89 pH	20.04 °C	469.27 µS/cm	0.23 mg/L	6.76 NTU	118.0 mV	15.79 ft	180.00 ml/min
2/28/2023 3:14 PM	40:00	5.89 pH	19.92 °C	467.50 µS/cm	0.22 mg/L	5.94 NTU	116.0 mV	15.78 ft	180.00 ml/min
2/28/2023 3:19 PM	45:00	5.89 pH	20.08 °C	471.65 µS/cm	0.22 mg/L	5.20 NTU	136.1 mV	15.78 ft	180.00 ml/min
2/28/2023 3:24 PM	50:00	5.89 pH	20.16 °C	469.62 µS/cm	0.47 mg/L	5.74 NTU	115.2 mV	15.78 ft	180.00 ml/min
2/28/2023 3:29 PM	55:00	5.89 pH	19.90 °C	468.61 µS/cm	0.60 mg/L	5.32 NTU	114.4 mV	15.78 ft	180.00 ml/min
2/28/2023 3:34 PM	01:00:00	5.89 pH	19.94 °C	464.53 µS/cm	0.53 mg/L	4.02 NTU	133.0 mV	15.80 ft	180.00 ml/min

2/28/2023 3:39 PM	01:05:00	5.88 pH	19.81 °C	465.38 µS/cm	0.43 mg/L	4.60 NTU	113.9 mV	15.80 ft	180.00 ml/min
2/28/2023 3:44 PM	01:10:00	5.88 pH	19.77 °C	467.41 µS/cm	0.31 mg/L	4.20 NTU	112.4 mV	15.80 ft	180.00 ml/min
2/28/2023 3:49 PM	01:15:00	5.88 pH	19.59 °C	464.58 µS/cm	0.30 mg/L	3.70 NTU	129.7 mV	15.80 ft	180.00 ml/min

Samples

Sample ID:	Description:
------------	--------------

Low-Flow Test Report:

Test Date / Time: 2/28/2023 12:29:00 PM

Project: SCS Plant Scherer SAGW 2023S1 (12)

Operator Name: M. Mann

Location Name: SCH-GWA-46 Well Diameter: 2 in Casing Type: PVC Screen Length: 10 ft Top of Screen: 37 ft Total Depth: 47 ft Initial Depth to Water: 31.51 ft	Pump Type: Dedicated Bladder Tubing Type: Poly Pump Intake From TOC: 38.44 ft Estimated Total Volume Pumped: 6770 ml Flow Cell Volume: 90 ml Final Flow Rate: 140 ml/min Final Draw Down: 0.34 ft	Instrument Used: Aqua TROLL 400 Serial Number: 850762
---	--	--

Test Notes:

Weather Conditions:

Sunny

Low-Flow Readings:

Date Time	Elapsed Time	pH	Temperature	Specific Conductivity	RDO Concentration	Turbidity	ORP	Depth to Water	Flow
		+/- 0.1	+/- 0.5	+/- 5 %	+/- 10 %	+/- 5	+/- 10	+/- 0.3	
2/28/2023 12:29 PM	00:00	6.95 pH	31.09 °C	75.39 µS/cm	5.20 mg/L	1.32 NTU	97.3 mV	31.51 ft	190.00 ml/min
2/28/2023 12:34 PM	05:00	5.98 pH	21.31 °C	81.91 µS/cm	2.74 mg/L	16.50 NTU	83.7 mV	31.85 ft	190.00 ml/min
2/28/2023 12:39 PM	10:00	5.94 pH	21.00 °C	80.24 µS/cm	2.63 mg/L	13.30 NTU	84.2 mV	31.91 ft	190.00 ml/min
2/28/2023 12:44 PM	15:00	5.93 pH	21.80 °C	78.53 µS/cm	2.61 mg/L	6.58 NTU	104.5 mV	31.82 ft	140.00 ml/min
2/28/2023 12:49 PM	20:00	5.90 pH	21.70 °C	78.71 µS/cm	2.04 mg/L	4.47 NTU	89.8 mV	31.86 ft	140.00 ml/min
2/28/2023 12:52 PM	23:00	5.91 pH	21.66 °C	78.23 µS/cm	1.98 mg/L	2.89 NTU	102.3 mV	31.86 ft	140.00 ml/min
2/28/2023 12:57 PM	28:00	5.91 pH	21.73 °C	78.42 µS/cm	1.96 mg/L	2.27 NTU	85.7 mV	31.82 ft	140.00 ml/min
2/28/2023 1:02 PM	33:00	5.90 pH	21.62 °C	78.20 µS/cm	2.01 mg/L	1.95 NTU	85.3 mV	31.84 ft	140.00 ml/min
2/28/2023 1:07 PM	38:00	5.90 pH	21.88 °C	78.65 µS/cm	1.95 mg/L	1.35 NTU	84.4 mV	31.85 ft	140.00 ml/min
2/28/2023 1:12 PM	43:00	5.91 pH	21.59 °C	78.27 µS/cm	1.99 mg/L	0.76 NTU	101.5 mV	31.85 ft	140.00 ml/min

Samples

Sample ID:	Description:
------------	--------------

Low-Flow Test Report:

Test Date / Time: 2/28/2023 2:12:38 PM

Project: SCS Plant Scherer SAGW 2023S1 (13)

Operator Name: M. Mann

Location Name: SCH-GWA-47 Well Diameter: 2 in Casing Type: PVC Screen Length: 10 m Top of Screen: 46.55 m Total Depth: 56.55 m Initial Depth to Water: 39.46 ft	Pump Type: Dedicated Bladder Tubing Type: Poly Pump Intake From TOC: 48.02 ft Estimated Total Volume Pumped: 3125 ml Flow Cell Volume: 90 ml Final Flow Rate: 125 ml/min Final Draw Down: 0.93 ft	Instrument Used: Aqua TROLL 400 Serial Number: 850762
--	--	--

Test Notes:

Weather Conditions:

Sunny

Low-Flow Readings:

Date Time	Elapsed Time	pH	Temperature	Specific Conductivity	RDO Concentration	Turbidity	ORP	Depth to Water	Flow
		+/- 0.1	+/- 0.5	+/- 5 %	+/- 10 %	+/- 5	+/- 10	+/- 0.3	
2/28/2023 2:12 PM	00:00	6.63 pH	33.31 °C	114.44 µS/cm	6.12 mg/L	0.34 NTU	103.8 mV	39.46 ft	125.00 ml/min
2/28/2023 2:17 PM	05:00	6.51 pH	22.73 °C	127.88 µS/cm	5.43 mg/L	0.77 NTU	88.3 mV	40.22 ft	125.00 ml/min
2/28/2023 2:22 PM	10:00	6.52 pH	21.66 °C	128.90 µS/cm	5.37 mg/L	1.07 NTU	82.5 mV	40.22 ft	125.00 ml/min
2/28/2023 2:27 PM	15:00	6.51 pH	21.22 °C	129.38 µS/cm	5.36 mg/L	0.77 NTU	80.4 mV	40.33 ft	125.00 ml/min
2/28/2023 2:32 PM	20:00	6.51 pH	21.40 °C	129.47 µS/cm	5.25 mg/L	0.96 NTU	78.5 mV	40.38 ft	125.00 ml/min
2/28/2023 2:37 PM	25:00	6.52 pH	21.18 °C	128.56 µS/cm	5.20 mg/L	0.60 NTU	93.7 mV	40.39 ft	125.00 ml/min

Samples

Sample ID:	Description:
SCH-GWA-47	

Low-Flow Test Report:

Test Date / Time: 2/28/2023 3:10:02 PM

Project: SCS Plant Scherer SAGW 2023S1 (14)

Operator Name: M. Mann

Location Name: SCH-GWA-48 Well Diameter: 2 in Casing Type: PVC Screen Length: 10 ft Top of Screen: 63.42 ft Total Depth: 73.42 ft Initial Depth to Water: 37.08 ft	Pump Type: Dedicated Bladder Tubing Type: Poly Pump Intake From TOC: 68.92 ft Estimated Total Volume Pumped: 4500 ml Flow Cell Volume: 90 ml Final Flow Rate: 175 ml/min Final Draw Down: 2.04 ft	Instrument Used: Aqua TROLL 400 Serial Number: 850762
---	--	--

Test Notes:

Weather Conditions:

Sunny

Low-Flow Readings:

Date Time	Elapsed Time	pH	Temperature	Specific Conductivity	RDO Concentration	Turbidity	ORP	Depth to Water	Flow
		+/- 0.1	+/- 0.5	+/- 5 %	+/- 10 %	+/- 5	+/- 10	+/- 0.3	
2/28/2023 3:10 PM	00:00	6.94 pH	28.28 °C	119.73 µS/cm	7.04 mg/L	3.17 NTU	104.6 mV	37.08 ft	200.00 ml/min
2/28/2023 3:15 PM	05:00	6.83 pH	21.28 °C	120.26 µS/cm	5.44 mg/L	4.49 NTU	86.6 mV	38.08 ft	175.00 ml/min
2/28/2023 3:20 PM	10:00	6.83 pH	20.52 °C	120.72 µS/cm	5.42 mg/L	6.59 NTU	80.7 mV	38.73 ft	175.00 ml/min
2/28/2023 3:25 PM	15:00	6.85 pH	20.22 °C	120.30 µS/cm	5.33 mg/L	3.76 NTU	75.9 mV	39.06 ft	175.00 ml/min
2/28/2023 3:30 PM	20:00	6.86 pH	20.02 °C	122.36 µS/cm	5.36 mg/L	2.19 NTU	72.9 mV	39.23 ft	175.00 ml/min
2/28/2023 3:35 PM	25:00	6.87 pH	21.25 °C	122.19 µS/cm	5.20 mg/L	1.78 NTU	70.9 mV	39.12 ft	175.00 ml/min

Samples

Sample ID:	Description:
SCH-GWA-48	

Low-Flow Test Report:

Test Date / Time: 3/1/2023 9:35:14 AM

Project: Plant Scherer

Operator Name: Ever Guillen

Location Name: SCH-GWA-49 Well Diameter: 2 in Casing Type: PVC Screen Length: 10 ft Top of Screen: 31 ft Total Depth: 41 ft Initial Depth to Water: 9.9 ft	Pump Type: dedicated bladder pump Tubing Type: HDPE Pump Intake From TOC: 22.79 ft Estimated Total Volume Pumped: 10703.333 ml Flow Cell Volume: 90 ml Final Flow Rate: 200 ml/min Final Draw Down: 0.65 ft	Instrument Used: Aqua TROLL 400 Serial Number: 728634
---	--	--

Test Notes:

Sample time = 1035

Low-Flow Readings:

Date Time	Elapsed Time	pH	Temperature	Specific Conductivity	RDO Concentration	Turbidity	ORP	Depth to Water	Flow
		+/- 0.1	+/- 0.5	+/- 5 %	+/- 10 %	+/- 5	+/- 10	+/- 0.3	
3/1/2023 9:35 AM	00:00	7.48 pH	19.13 °C	167.65 µS/cm	8.15 mg/L	3.32 NTU	105.8 mV	9.90 ft	200.00 ml/min
3/1/2023 9:40 AM	05:00	7.21 pH	18.02 °C	148.40 µS/cm	7.92 mg/L	5.39 NTU	114.4 mV	10.23 ft	200.00 ml/min
3/1/2023 9:45 AM	10:00	7.11 pH	17.39 °C	147.06 µS/cm	7.69 mg/L	13.50 NTU	115.3 mV	10.55 ft	200.00 ml/min
3/1/2023 9:50 AM	15:00	7.03 pH	17.65 °C	146.41 µS/cm	7.76 mg/L	14.90 NTU	116.8 mV	10.55 ft	200.00 ml/min
3/1/2023 9:55 AM	20:00	7.02 pH	17.67 °C	146.27 µS/cm	7.76 mg/L	15.60 NTU	116.4 mV	10.55 ft	200.00 ml/min
3/1/2023 10:00 AM	25:00	7.00 pH	17.90 °C	146.69 µS/cm	7.73 mg/L	12.90 NTU	117.0 mV	10.55 ft	200.00 ml/min
3/1/2023 10:05 AM	30:00	6.97 pH	18.16 °C	146.57 µS/cm	7.64 mg/L	11.00 NTU	118.1 mV	10.55 ft	200.00 ml/min
3/1/2023 10:10 AM	35:00	6.99 pH	18.28 °C	146.18 µS/cm	7.67 mg/L	9.87 NTU	117.5 mV	10.55 ft	200.00 ml/min
3/1/2023 10:15 AM	40:00	7.00 pH	18.51 °C	146.53 µS/cm	7.65 mg/L	8.42 NTU	117.3 mV	10.55 ft	200.00 ml/min
3/1/2023 10:20 AM	45:00	6.97 pH	18.50 °C	146.29 µS/cm	7.68 mg/L	6.15 NTU	118.8 mV	10.55 ft	200.00 ml/min
3/1/2023 10:23 AM	48:31	6.98 pH	19.01 °C	145.89 µS/cm	7.53 mg/L	5.53 NTU	119.6 mV	10.55 ft	200.00 ml/min
3/1/2023 10:28 AM	53:31	6.98 pH	18.80 °C	146.00 µS/cm	7.65 mg/L	4.37 NTU	118.5 mV	10.55 ft	200.00 ml/min

Samples

Sample ID:	Description:
------------	--------------

Low-Flow Test Report:

Test Date / Time: 3/1/2023 11:27:54 AM

Project: SCS Plant Scherer

Operator Name: Daniel Howard

Location Name: SCH-GWC-29 Well Diameter: 2 in Casing Type: PVC Screen Length: 10 ft Top of Screen: 17 ft Total Depth: 27 ft Initial Depth to Water: 5.58 ft	Pump Type: Dedicated Bladder Tubing Type: HDPE Pump Intake From TOC: 22 ft Estimated Total Volume Pumped: 7000 ml Flow Cell Volume: 90 ml Final Flow Rate: 200 ml/min Final Draw Down: 0.14 ft	Instrument Used: Aqua TROLL 400 Serial Number: 883536
--	---	--

Test Notes:

Low flow. Sample time 1206.

Weather Conditions:

Overcast, temp 73F

Low-Flow Readings:

Date Time	Elapsed Time	pH	Temperature	Specific Conductivity	RDO Concentration	Turbidity	ORP	Depth to Water	Flow
		+/- 0.1	+/- 0.5	+/- 5 %	+/- 10 %	+/- 5	+/- 10	+/- 0.3	
3/1/2023 11:27 AM	00:00	6.12 pH	20.48 °C	203.61 µS/cm	1.24 mg/L	4.18 NTU	330.6 mV	5.58 ft	200.00 ml/min
3/1/2023 11:32 AM	05:00	6.13 pH	19.10 °C	205.95 µS/cm	1.08 mg/L	4.28 NTU	427.7 mV	5.72 ft	200.00 ml/min
3/1/2023 11:37 AM	10:00	6.12 pH	18.84 °C	201.62 µS/cm	0.87 mg/L	3.03 NTU	516.9 mV	5.72 ft	200.00 ml/min
3/1/2023 11:42 AM	15:00	6.12 pH	18.71 °C	203.95 µS/cm	0.84 mg/L	2.42 NTU	433.9 mV	5.72 ft	200.00 ml/min
3/1/2023 11:47 AM	20:00	6.11 pH	18.73 °C	203.87 µS/cm	0.61 mg/L	2.01 NTU	522.1 mV	5.72 ft	200.00 ml/min
3/1/2023 11:52 AM	25:00	6.12 pH	18.73 °C	204.73 µS/cm	0.57 mg/L	1.66 NTU	435.0 mV	5.72 ft	200.00 ml/min
3/1/2023 11:57 AM	30:00	6.12 pH	18.78 °C	203.35 µS/cm	0.55 mg/L	1.51 NTU	523.2 mV	5.72 ft	200.00 ml/min
3/1/2023 12:02 PM	35:00	6.11 pH	18.75 °C	204.00 µS/cm	0.40 mg/L	1.44 NTU	435.5 mV	5.72 ft	200.00 ml/min

Samples

Sample ID:	Description:
------------	--------------

Low-Flow Test Report:

Test Date / Time: 3/1/2023 11:10:02 AM

Project: Plant Scherer

Operator Name: Ever Guillen

Location Name: SCH-GWC-50 Well Diameter: 2 in Casing Type: PVC Screen Length: 10 ft Top of Screen: 26.3 ft Total Depth: 36.3 ft Initial Depth to Water: 10.28 ft	Pump Type: dedicated bladder pump Tubing Type: HDPE Pump Intake From TOC: 31.3 ft Estimated Total Volume Pumped: 6000 ml Flow Cell Volume: 90 ml Final Flow Rate: 200 ml/min Final Draw Down: 0.57 ft	Instrument Used: Aqua TROLL 400 Serial Number: 728634
---	--	--

Test Notes:

Sample time = 1145

Weather Conditions:

Warm, clear, humid

Low-Flow Readings:

Date Time	Elapsed Time	pH	Temperature	Specific Conductivity	RDO Concentration	Turbidity	ORP	Depth to Water	Flow
		+/- 0.1	+/- 0.5	+/- 5 %	+/- 10 %	+/- 5	+/- 10	+/- 0.3	
3/1/2023 11:10 AM	00:00	6.77 pH	21.17 °C	408.12 µS/cm	4.54 mg/L	22.50 NTU	123.7 mV	10.28 ft	200.00 ml/min
3/1/2023 11:15 AM	05:00	6.00 pH	17.48 °C	431.89 µS/cm	1.44 mg/L	17.20 NTU	119.3 mV	10.85 ft	200.00 ml/min
3/1/2023 11:20 AM	10:00	5.83 pH	17.18 °C	436.61 µS/cm	0.62 mg/L	12.30 NTU	127.3 mV	10.85 ft	200.00 ml/min
3/1/2023 11:25 AM	15:00	5.77 pH	17.48 °C	437.52 µS/cm	0.49 mg/L	10.10 NTU	118.1 mV	10.85 ft	200.00 ml/min
3/1/2023 11:30 AM	20:00	5.73 pH	17.72 °C	439.39 µS/cm	0.42 mg/L	7.89 NTU	118.0 mV	10.85 ft	200.00 ml/min
3/1/2023 11:35 AM	25:00	5.71 pH	17.86 °C	437.70 µS/cm	0.35 mg/L	3.69 NTU	117.9 mV	10.85 ft	200.00 ml/min
3/1/2023 11:40 AM	30:00	5.69 pH	17.54 °C	438.58 µS/cm	0.33 mg/L	2.28 NTU	118.0 mV	10.85 ft	200.00 ml/min

Samples

Sample ID:	Description:
------------	--------------

Low-Flow Test Report:

Test Date / Time: 2/28/2023 3:10:16 PM

Project: Plant Scherer

Operator Name: Tiffany Messier

Location Name: SCH-GWC-51 Well Diameter: 2 in Casing Type: PVC Screen Length: 10 ft Top of Screen: 16.8 ft Total Depth: 26.8 ft Initial Depth to Water: 8.58 ft	Pump Type: MP 50 Dedicated Tubing Type: LDPE Pump Intake From TOC: 22 ft Estimated Total Volume Pumped: 4510 ml Flow Cell Volume: 90 ml Final Flow Rate: 200 ml/min Final Draw Down: 0.42 ft	Instrument Used: Aqua TROLL 400 Serial Number: 884189
--	---	--

Test Notes:

Weather Conditions:

Clear 80

Low-Flow Readings:

Date Time	Elapsed Time	pH	Temperature	Specific Conductivity	RDO Concentration	Turbidity	ORP	Depth to Water	Flow
		+/- 0.1	+/- 0.5	+/- 5 %	+/- 0.2	+/- 5	+/- 10	+/- 1	
2/28/2023 3:10 PM	00:00	5.86 pH	22.83 °C	100.87 µS/cm	0.12 mg/L	10.02 NTU	237.1 mV	8.58 ft	200.00 ml/min
2/28/2023 3:12 PM	02:33	5.87 pH	21.51 °C	101.80 µS/cm	0.05 mg/L	4.97 NTU	353.9 mV	8.58 ft	200.00 ml/min
2/28/2023 3:17 PM	07:33	5.88 pH	21.29 °C	102.09 µS/cm	0.02 mg/L	5.88 NTU	460.0 mV	9.00 ft	200.00 ml/min
2/28/2023 3:22 PM	12:33	5.86 pH	21.14 °C	102.71 µS/cm	0.01 mg/L	4.06 NTU	556.2 mV	9.00 ft	200.00 ml/min
2/28/2023 3:27 PM	17:33	5.88 pH	21.02 °C	101.08 µS/cm	0.00 mg/L	2.85 NTU	474.3 mV	9.00 ft	200.00 ml/min
2/28/2023 3:32 PM	22:33	5.86 pH	20.84 °C	102.09 µS/cm	0.00 mg/L	2.81 NTU	482.4 mV	9.00 ft	200.00 ml/min

Samples

Sample ID:	Description:
SCH-GWC-51	

Low-Flow Test Report:

Test Date / Time: 3/1/2023 9:23:52 AM

Project: SCS Plant Scherer

Operator Name: R Bolding

Location Name: SCH-GWC-52 Well Diameter: 2 in Casing Type: PVC Screen Length: 10 ft Top of Screen: 22.8 ft Total Depth: 32.8 ft Initial Depth to Water: 9.15 ft	Pump Type: Dedicated bladder Tubing Type: HDPE Pump Intake From TOC: 27.8 ft Estimated Total Volume Pumped: 11423.333 ml Flow Cell Volume: 90 ml Final Flow Rate: 200 ml/min Final Draw Down: 0.24 ft	Instrument Used: Aqua TROLL 400 Serial Number: 883536
--	--	--

Test Notes:

Low Flow sampling. Sample time 1024.

Weather Conditions:

Cloudy 68F

Low-Flow Readings:

Date Time	Elapsed Time	pH	Temperature	Specific Conductivity	RDO Concentration	Turbidity	ORP	Depth to Water	Flow
		+/- 0.1	+/- 0.5	+/- 5 %	+/- 10 %	+/- 5	+/- 10	+/- 0.3	
3/1/2023 9:23 AM	00:00	6.61 pH	18.21 °C	281.36 µS/cm	0.86 mg/L	13.00 NTU	360.2 mV	9.15 ft	200.00 ml/min
3/1/2023 9:28 AM	05:00	6.60 pH	18.30 °C	280.32 µS/cm	0.87 mg/L	14.30 NTU	417.0 mV	9.27 ft	200.00 ml/min
3/1/2023 9:33 AM	10:00	6.60 pH	18.33 °C	281.94 µS/cm	0.67 mg/L	10.60 NTU	353.1 mV	9.38 ft	200.00 ml/min
3/1/2023 9:38 AM	15:00	6.60 pH	18.35 °C	280.70 µS/cm	0.64 mg/L	5.00 NTU	350.9 mV	9.36 ft	200.00 ml/min
3/1/2023 9:43 AM	20:00	6.60 pH	18.43 °C	279.75 µS/cm	0.66 mg/L	4.34 NTU	349.2 mV	9.38 ft	200.00 ml/min
3/1/2023 9:48 AM	25:00	6.60 pH	18.49 °C	279.38 µS/cm	0.58 mg/L	3.79 NTU	347.1 mV	9.37 ft	200.00 ml/min
3/1/2023 9:53 AM	30:00	6.60 pH	18.49 °C	279.84 µS/cm	0.48 mg/L	2.63 NTU	345.3 mV	9.37 ft	200.00 ml/min
3/1/2023 9:58 AM	35:00	6.59 pH	18.54 °C	279.93 µS/cm	0.43 mg/L	2.72 NTU	344.4 mV	9.38 ft	200.00 ml/min
3/1/2023 10:03 AM	40:00	6.59 pH	18.60 °C	279.54 µS/cm	0.43 mg/L	3.02 NTU	343.7 mV	9.38 ft	200.00 ml/min
3/1/2023 10:08 AM	45:00	6.59 pH	18.70 °C	279.24 µS/cm	0.37 mg/L	3.46 NTU	344.0 mV	9.38 ft	200.00 ml/min
3/1/2023 10:13 AM	50:00	6.59 pH	18.79 °C	279.46 µS/cm	0.37 mg/L	3.44 NTU	345.3 mV	9.39 ft	200.00 ml/min

Samples

Sample ID:	Description:
------------	--------------

Created using VuSitu from In-Situ, Inc.

Low-Flow Test Report:

Test Date / Time: 2/28/2023 1:06:00 PM

Project: Plant Scherer

Operator Name: Tiffany Messier

Location Name: SCH- GWC-53 Well Diameter: 2 in Casing Type: PVC Screen Length: 10 ft Top of Screen: 22.8 ft Total Depth: 32.8 ft Initial Depth to Water: 10.21 ft	Pump Type: MP 50 Dedicated Tubing Type: LDPE Pump Intake From TOC: 24.29 ft Estimated Total Volume Pumped: 12000 ml Flow Cell Volume: 90 ml Final Flow Rate: 200 ml/min Final Draw Down: 0.17 ft	Instrument Used: Aqua TROLL 400 Serial Number: 884189
--	---	--

Test Notes:
SCH-PAC-FD-7

Weather Conditions:
Clear 78

Low-Flow Readings:

Date Time	Elapsed Time	pH	Temperature	Specific Conductivity	RDO Concentration	Turbidity	ORP	Depth to Water	Flow
		+/- 0.1	+/- 0.5	+/- 5 %	+/- 0.2	+/- 5	+/- 10	+/- 1	
2/28/2023 1:06 PM	00:00	5.89 pH	19.42 °C	454.06 µS/cm	2.32 mg/L	27.70 NTU	108.7 mV	10.21 ft	200.00 ml/min
2/28/2023 1:11 PM	05:00	5.76 pH	20.31 °C	446.74 µS/cm	1.95 mg/L	29.80 NTU	100.6 mV	10.26 ft	200.00 ml/min
2/28/2023 1:16 PM	10:00	5.75 pH	20.05 °C	448.49 µS/cm	1.97 mg/L	27.25 NTU	105.1 mV	10.38 ft	200.00 ml/min
2/28/2023 1:21 PM	15:00	5.72 pH	19.78 °C	449.04 µS/cm	1.17 mg/L	23.60 NTU	103.9 mV	10.36 ft	200.00 ml/min
2/28/2023 1:26 PM	20:00	5.72 pH	19.77 °C	450.12 µS/cm	1.02 mg/L	23.26 NTU	101.7 mV	10.36 ft	200.00 ml/min
2/28/2023 1:31 PM	25:00	5.71 pH	19.60 °C	451.22 µS/cm	1.08 mg/L	12.70 NTU	100.4 mV	10.38 ft	200.00 ml/min
2/28/2023 1:36 PM	30:00	5.70 pH	19.63 °C	450.58 µS/cm	0.97 mg/L	10.00 NTU	90.1 mV	10.38 ft	200.00 ml/min
2/28/2023 1:41 PM	35:00	5.69 pH	19.51 °C	451.29 µS/cm	0.92 mg/L	5.52 NTU	93.8 mV	10.38 ft	200.00 ml/min
2/28/2023 1:46 PM	40:00	5.68 pH	19.42 °C	454.37 µS/cm	1.79 mg/L	4.75 NTU	85.5 mV	10.38 ft	200.00 ml/min
2/28/2023 1:51 PM	45:00	5.67 pH	19.33 °C	452.05 µS/cm	1.31 mg/L	3.31 NTU	88.5 mV	10.38 ft	200.00 ml/min
2/28/2023 1:56 PM	50:00	5.67 pH	19.55 °C	454.49 µS/cm	0.97 mg/L	2.13 NTU	86.1 mV	10.38 ft	200.00 ml/min
2/28/2023 2:01 PM	55:00	5.67 pH	19.58 °C	453.45 µS/cm	1.11 mg/L	1.29 NTU	83.5 mV	10.38 ft	200.00 ml/min
2/28/2023 2:06 PM	01:00:00	5.66 pH	19.50 °C	452.67 µS/cm	0.94 mg/L	1.98 NTU	82.0 mV	10.38 ft	200.00 ml/min

Samples

Sample ID:	Description:
SCH-GWC-53	SCH-PAC-FD-1

Low-Flow Test Report:

Test Date / Time: 3/1/2023 09:02:42 AM

Project: Plant Scherer

Operator Name: Duane Fulton

Location Name: SCH-SWA-1	Pump Type: Peri Flow Cell Volume: 90 ml	Instrument Used: Aqua TROLL 400 Serial Number: 850762
---------------------------------	--	--

Test Notes:
Surface water

Low-Flow Readings:

Date Time	Elapsed Time	pH	Temperature	Specific Conductivity	RDO Saturation	Turbidity	ORP	Depth to Water
		+/- 0.1	+/- 0.5	+/- 5 %	+/- 10 %	+/- 10	+/- 10	+/- 0.3
3/1/2023 09:02 AM	00:00	7.25pH	18.34 °C	262.84 µS/cm	78.80 %sat		69.3 mV	
3/1/2023 09:04 AM	02:00	7.35 pH	19.30 °C	262.97 µS/cm	78.94 %sat	9.11 NTU	65.98 mV	

Samples

Sample ID:	Description:
SWA-1	

Low-Flow Test Report:

Test Date / Time: 3/1/2023 10:32:43 AM

Project: Plant Scherer

Operator Name: Duane Fulton

Location Name: SCH-SWA-2	Pump Type: Peri Flow Cell Volume: 90 ml	Instrument Used: Aqua TROLL 400 Serial Number: 850762
---------------------------------	--	--

Test Notes:
Surface water

Low-Flow Readings:

Date Time	Elapsed Time	pH	Temperature	Specific Conductivity	RDO Saturation	Turbidity	ORP	Depth to Water
		+/- 0.1	+/- 0.5	+/- 5 %	+/- 10 %	+/- 10	+/- 10	+/- 0.3
3/1/2023 10:32 AM	00:00	6.97 pH	18.04 °C	543.45 µS/cm	84.63 %sat		13.6 mV	
3/1/2023 10:34 AM	02:00	6.96 pH	17.70 °C	547.52 µS/cm	85.28 %sat	6.47 NTU	10.5 mV	

Samples

Sample ID:	Description:
SWA-2	

Low-Flow Test Report:

Test Date / Time: 3/1/2023 09:35:25 AM

Project: Plant Scherer

Operator Name: Duane Fulton

Location Name: SCH-SWA-3	Pump Type: Peri Flow Cell Volume: 90 ml	Instrument Used: Aqua TROLL 400 Serial Number: 850762
---------------------------------	--	--

Test Notes:
Surface water

Low-Flow Readings:

Date Time	Elapsed Time	pH	Temperature	Specific Conductivity	RDO Saturation	Turbidity	ORP	Depth to Water
		+/- 0.1	+/- 0.5	+/- 5 %	+/- 10 %	+/- 10	+/- 10	+/- 0.3
3/1/2023 09:35 AM	00:00	7.24 pH	18.32 °C	267.07 µS/cm	84.02 %sat		24.8 mV	
3/1/2023 09:37 AM	02:00	6.99 pH	16.54 °C	276.67 µS/cm	84.71 %sat	12.7 NTU	32.2 mV	

Samples

Sample ID:	Description:
SWA-3	

Low-Flow Test Report:

Test Date / Time: 3/1/2023 11:12:36 AM

Project: Plant Scherer

Operator Name: Duane Fulton

Location Name: SCH-SWC-4	Pump Type: Peri Flow Cell Volume: 90 ml	Instrument Used: Aqua TROLL 400 Serial Number: 850762
--------------------------	--	--

Test Notes:
Surface water

Low-Flow Readings:

Date Time	Elapsed Time	pH	Temperature	Specific Conductivity	RDO Saturation	Turbidity	ORP	Depth to Water
		+/- 0.1	+/- 0.5	+/- 5 %	+/- 10 %	+/- 10	+/- 10	+/- 0.3
3/1/2023 11:12 AM	00:00	7.36 pH	19.75 °C	304.08 µS/cm	88.44 %sat		16.7 mV	
3/1/2023 11:14 AM	02:00	7.39 pH	19.03 °C	308.56 µS/cm	91.60 %sat	47.4 NTU	12.6 mV	

Samples

Sample ID:	Description:
SWC-4	

Low-Flow Test Report:

Test Date / Time: 3/1/2023 11:36:22 AM

Project: Plant Scherer

Operator Name: Duane Fulton

Location Name: SCH-SWC-5	Pump Type: Peri Flow Cell Volume: 90 ml	Instrument Used: Aqua TROLL 400 Serial Number: 850762
---------------------------------	--	--

Test Notes:
Surface water

Low-Flow Readings:

Date Time	Elapsed Time	pH	Temperature	Specific Conductivity	RDO Saturation	Turbidity	ORP	Depth to Water
		+/- 0.1	+/- 0.5	+/- 5 %	+/- 10 %	+/- 10	+/- 10	+/- 0.3
3/1/2023 11:36 AM	00:00	7.13 pH	22.92 °C	328.23 µS/cm	67.59 %sat		39.9 mV	
3/1/2023 11:37 AM	01:00	7.08 pH	21.46 °C	337.75 µS/cm	68.58 %sat	15.5 NTU	40.4 mV	

Samples

Sample ID:	Description:
SWC-5	

Low-Flow Test Report:

Test Date / Time: 3/1/2023 12:44:35 PM

Project: Plant Scherer

Operator Name: Duane Fulton

Location Name: SCH-SWC-6	Pump Type: Peri Flow Cell Volume: 90 ml	Instrument Used: Aqua TROLL 400 Serial Number: 850762
--------------------------	--	--

Test Notes:
Surface water

Low-Flow Readings:

Date Time	Elapsed Time	pH	Temperature	Specific Conductivity	RDO Saturation	Turbidity	ORP	Depth to Water
		+/- 0.1	+/- 0.5	+/- 5 %	+/- 10 %	+/- 10	+/- 10	+/- 0.3
3/1/2023 12:44 PM	00:00	7.79 pH	33.21 °C	86.96 µS/cm	82.85 %sat		42.3 mV	
3/1/2023 12:46 PM	02:00	7.71 pH	24.38 °C	100.17 µS/cm	98.12 %sat	9.40 NTU	14.8 mV	

Samples

Sample ID:	Description:
SWC-6	

Low-Flow Test Report:

Test Date / Time: 3/1/2023 12:57:09 PM

Project: Plant Scherer

Operator Name: Duane Fulton

Location Name: SCH-SWC-7	Pump Type: Peri Flow Cell Volume: 90 ml	Instrument Used: Aqua TROLL 400 Serial Number: 850762
--------------------------	--	--

Test Notes:
Surface water

Low-Flow Readings:

Date Time	Elapsed Time	pH	Temperature	Specific Conductivity	RDO Saturation	Turbidity	ORP	Depth to Water
		+/- 0.1	+/- 0.5	+/- 5 %	+/- 10 %	+/- 10	+/- 10	+/- 0.3
3/1/2023 12:57 PM	00:00	7.87 pH	22.70 °C	267.57 µS/cm	111.1 %sat		46.3 mV	
3/1/2023 12:58 PM	01:00	7.90 pH	22.00 °C	270.66 µS/cm	109.1 %sat	14.4 NTU	45.5 mV	

Samples

Sample ID:	Description:
SWC-7	

Low-Flow Test Report:

Test Date / Time: 3/1/2023 10:05 AM

Project: Plant Scherer

Operator Name: Duane Fulton

Location Name: SCH-SWC-8	Pump Type: Peri Flow Cell Volume: 90 ml	Instrument Used: Aqua TROLL 400 Serial Number: 850762
---------------------------------	--	--

Test Notes:

Original file corrupted. Data recorded on field form shown here.

Low-Flow Readings:

Date Time	Elapsed Time	pH	Temperature	Specific Conductivity	RDO Concentration	Turbidity	ORP	Depth to Water
		+/- 0.1	+/- 0.5	+/- 5 %	+/- 10 %	+/- 10	+/- 10	+/- 0.3
3/1/2023 10:05 AM	01:00	6.98 pH	16.39 °C	342 µS/cm	8.10 mg/L	34.1 NTU	18.2 mV	

Samples

Sample ID:	Description:
SWC-8	

APPENDIX A

**Field Data Forms
May 2023**

Low-Flow Test Report:

Test Date / Time: 5/2/2023 10:40:35 AM

Project: Plant Scherer

Operator Name: Tiffany Messier

Location Name: SCH-GWC-3 Well Diameter: 2 in Casing Type: PVC Screen Length: 10 ft Top of Screen: 40.1 ft Total Depth: 50.1 ft Initial Depth to Water: 34.4 ft	Pump Type: Bladder Tubing Type: LDPE Pump Intake From TOC: 45 ft Estimated Total Volume Pumped: 9750 ml Flow Cell Volume: 90 ml Final Flow Rate: 150 ml/min Final Draw Down: 0 ft	Instrument Used: Aqua TROLL 400 Serial Number: 883553
---	--	--

Test Notes:

FB-1

Weather Conditions:

Windy 61

Low-Flow Readings:

Date Time	Elapsed Time	pH	Temperature	Specific Conductivity	RDO Concentration	Turbidity	ORP	Depth to Water	Flow
		+/- 0.1	+/- 0.5	+/- 5 %	+/- 10	+/- 5	+/- 10	+/- 5	
5/2/2023 10:40 AM	00:00	6.32 pH	19.33 °C	86.29 µS/cm	8.82 mg/L	234.00 NTU	128.5 mV	34.40 ft	150.00 ml/min
5/2/2023 10:45 AM	05:00	6.30 pH	19.37 °C	85.38 µS/cm	8.93 mg/L	171.00 NTU	106.2 mV	34.40 ft	150.00 ml/min
5/2/2023 10:50 AM	10:00	6.29 pH	19.44 °C	85.06 µS/cm	8.86 mg/L	131.00 NTU	104.3 mV	34.40 ft	150.00 ml/min
5/2/2023 10:55 AM	15:00	6.28 pH	19.70 °C	85.22 µS/cm	8.71 mg/L	98.30 NTU	103.1 mV	34.40 ft	150.00 ml/min
5/2/2023 11:00 AM	20:00	6.28 pH	19.77 °C	84.83 µS/cm	8.70 mg/L	96.40 NTU	102.3 mV	34.40 ft	150.00 ml/min
5/2/2023 11:05 AM	25:00	6.29 pH	19.99 °C	84.83 µS/cm	8.66 mg/L	75.00 NTU	101.7 mV	34.40 ft	150.00 ml/min
5/2/2023 11:10 AM	30:00	6.28 pH	20.19 °C	84.75 µS/cm	8.61 mg/L	71.00 NTU	101.1 mV	34.40 ft	150.00 ml/min
5/2/2023 11:15 AM	35:00	6.28 pH	20.34 °C	84.27 µS/cm	8.58 mg/L	64.70 NTU	100.4 mV	34.40 ft	150.00 ml/min
5/2/2023 11:20 AM	40:00	6.28 pH	20.35 °C	84.18 µS/cm	8.50 mg/L	48.10 NTU	99.5 mV	34.40 ft	150.00 ml/min
5/2/2023 11:25 AM	45:00	6.29 pH	20.42 °C	83.51 µS/cm	8.57 mg/L	37.60 NTU	98.9 mV	34.40 ft	150.00 ml/min
5/2/2023 11:30 AM	50:00	6.29 pH	20.45 °C	83.22 µS/cm	8.49 mg/L	39.10 NTU	98.3 mV	34.40 ft	150.00 ml/min
5/2/2023 11:35 AM	55:00	6.26 pH	20.48 °C	84.30 µS/cm	8.32 mg/L	19.40 NTU	98.3 mV	34.40 ft	150.00 ml/min
5/2/2023 11:40 AM	01:00:00	6.28 pH	21.00 °C	83.73 µS/cm	8.20 mg/L	6.20 NTU	98.3 mV	34.40 ft	150.00 ml/min

5/2/2023 11:45 AM	01:05:00	6.27 pH	21.15 °C	83.63 µS/cm	8.16 mg/L	4.67 NTU	97.7 mV	34.40 ft	150.00 ml/min
----------------------	----------	---------	----------	-------------	-----------	----------	---------	----------	---------------

Samples

Sample ID:	Description:
SCH-GWC-3	

Low-Flow Test Report:

Test Date / Time: 5/2/2023 12:30:40 PM

Project: Plant Scherer (5)

Operator Name: Tiffany Messier

Location Name: SCH-GWC-4 Well Diameter: 2 in Casing Type: PVC Screen Length: 10 ft Top of Screen: 35.41 ft Total Depth: 45.41 ft Initial Depth to Water: 31.42 ft	Pump Type: Bladder Tubing Type: LDPE Pump Intake From TOC: 38.41 ft Estimated Total Volume Pumped: 12000 ml Flow Cell Volume: 90 ml Final Flow Rate: 200 ml/min Final Draw Down: 0.47 ft	Instrument Used: Aqua TROLL 400 Serial Number: 883553
--	---	--

Test Notes:

Weather Conditions:

Clear 68

Low-Flow Readings:

Date Time	Elapsed Time	pH	Temperature	Specific Conductivity	RDO Concentration	Turbidity	ORP	Depth to Water	Flow
		+/- 0.1	+/- 0.5	+/- 5 %	+/- 10	+/- 5	+/- 10	+/- 5	
5/2/2023 12:30 PM	00:00	6.14 pH	18.79 °C	430.38 µS/cm	4.59 mg/L	3.61 NTU	108.7 mV	31.42 ft	200.00 ml/min
5/2/2023 12:35 PM	05:00	6.14 pH	19.51 °C	431.88 µS/cm	3.36 mg/L	0.60 NTU	78.7 mV	31.73 ft	200.00 ml/min
5/2/2023 12:40 PM	10:00	6.13 pH	21.33 °C	433.43 µS/cm	3.72 mg/L	0.21 NTU	112.9 mV	31.61 ft	200.00 ml/min
5/2/2023 12:45 PM	15:00	6.14 pH	19.96 °C	423.18 µS/cm	3.56 mg/L	2.62 NTU	115.9 mV	31.79 ft	200.00 ml/min
5/2/2023 12:50 PM	20:00	6.13 pH	18.97 °C	438.97 µS/cm	3.92 mg/L	8.43 NTU	104.5 mV	32.00 ft	200.00 ml/min
5/2/2023 12:55 PM	25:00	6.13 pH	19.09 °C	440.89 µS/cm	3.48 mg/L	11.10 NTU	74.6 mV	31.88 ft	200.00 ml/min
5/2/2023 1:00 PM	30:00	6.14 pH	19.08 °C	437.03 µS/cm	4.31 mg/L	9.88 NTU	73.3 mV	31.88 ft	200.00 ml/min
5/2/2023 1:05 PM	35:00	6.14 pH	19.06 °C	434.41 µS/cm	3.99 mg/L	8.01 NTU	72.8 mV	31.89 ft	200.00 ml/min
5/2/2023 1:10 PM	40:00	6.14 pH	19.08 °C	434.90 µS/cm	3.36 mg/L	6.70 NTU	100.8 mV	31.89 ft	200.00 ml/min
5/2/2023 1:15 PM	45:00	6.14 pH	19.06 °C	432.59 µS/cm	3.74 mg/L	5.29 NTU	73.6 mV	31.89 ft	200.00 ml/min
5/2/2023 1:20 PM	50:00	6.14 pH	19.16 °C	430.72 µS/cm	3.39 mg/L	5.20 NTU	72.8 mV	31.89 ft	200.00 ml/min
5/2/2023 1:25 PM	55:00	6.14 pH	19.24 °C	429.56 µS/cm	3.33 mg/L	3.58 NTU	100.1 mV	31.89 ft	200.00 ml/min
5/2/2023 1:30 PM	01:00:00	6.13 pH	19.18 °C	436.51 µS/cm	4.27 mg/L	2.13 NTU	101.4 mV	31.89 ft	200.00 ml/min

Samples

Sample ID:	Description:
SCH-GWC-4	

Low-Flow Test Report:

Test Date / Time: 5/2/2023 2:21:36 PM

Project: Plant Scherer (6)

Operator Name: Tiffany Messier

Location Name: SCH-GWC-7 Well Diameter: 2 in Casing Type: PVS Screen Length: 10 ft Top of Screen: 40.46 ft Total Depth: 50.46 ft Initial Depth to Water: 41.45 ft	Pump Type: Bladder Tubing Type: LDPE Pump Intake From TOC: 50.46 ft Estimated Total Volume Pumped: 6250 ml Flow Cell Volume: 90 ml Final Flow Rate: 250 ml/min Final Draw Down: 0.53 ft	Instrument Used: Aqua TROLL 400 Serial Number: 883553
--	--	--

Test Notes:

Weather Conditions:

Clear windy 72

Low-Flow Readings:

Date Time	Elapsed Time	pH	Temperature	Specific Conductivity	RDO Concentration	Turbidity	ORP	Depth to Water	Flow
		+/- 0.1	+/- 0.5	+/- 5 %	+/- 10	+/- 5	+/- 10	+/- 5	
5/2/2023 2:21 PM	00:00	6.60 pH	22.36 °C	158.45 µS/cm	7.69 mg/L	2.26 NTU	93.9 mV	41.45 ft	250.00 ml/min
5/2/2023 2:26 PM	05:00	6.40 pH	19.31 °C	166.01 µS/cm	7.54 mg/L	6.85 NTU	65.7 mV	41.98 ft	250.00 ml/min
5/2/2023 2:31 PM	10:00	6.39 pH	19.54 °C	169.24 µS/cm	7.74 mg/L	3.08 NTU	90.6 mV	41.95 ft	250.00 ml/min
5/2/2023 2:36 PM	15:00	6.38 pH	19.55 °C	168.95 µS/cm	7.65 mg/L	3.39 NTU	92.9 mV	41.95 ft	250.00 ml/min
5/2/2023 2:41 PM	20:00	6.38 pH	19.46 °C	172.66 µS/cm	7.47 mg/L	2.15 NTU	93.8 mV	41.98 ft	250.00 ml/min
5/2/2023 2:46 PM	25:00	6.38 pH	19.54 °C	167.84 µS/cm	7.29 mg/L	2.51 NTU	94.4 mV	41.98 ft	250.00 ml/min

Samples

Sample ID:	Description:
SCH-GWC-7	

Low-Flow Test Report:

Test Date / Time: 5/2/2023 3:41:39 PM

Project: Plant Scherer

Operator Name: K. Minkara

Location Name: SCH-GWC-8A Well Diameter: 2 in Casing Type: PVC Screen Length: 10 ft Top of Screen: 37.5 ft Total Depth: 47.5 ft Initial Depth to Water: 22.22 ft	Pump Type: QED Dedicated Tubing Type: Polyethylene Pump Intake From TOC: 42.5 ft Estimated Total Volume Pumped: 5000 ml Flow Cell Volume: 90 ml Final Flow Rate: 200 ml/min Final Draw Down: 0.48 ft	Instrument Used: Aqua TROLL 400 Serial Number: 850735
---	---	--

Test Notes:

Low-Flow Readings:

Date Time	Elapsed Time	pH	Temperature	Specific Conductivity	RDO Concentration	Turbidity	ORP	Depth to Water	Flow
		+/- 0.1	+/- 0.5	+/- 5 %	+/- 10 %	+/- 5	+/- 10	+/- 0.3	
5/2/2023 3:41 PM	00:00	6.63 pH	26.05 °C	474.31 µS/cm	5.61 mg/L	6.44 NTU	236.2 mV	22.22 ft	200.00 ml/min
5/2/2023 3:46 PM	05:00	6.23 pH	20.89 °C	533.98 µS/cm	1.70 mg/L	0.55 NTU	35.1 mV	22.70 ft	200.00 ml/min
5/2/2023 3:51 PM	10:00	6.22 pH	20.79 °C	539.15 µS/cm	0.60 mg/L	0.59 NTU	33.3 mV	22.70 ft	200.00 ml/min
5/2/2023 3:56 PM	15:00	6.22 pH	20.75 °C	537.82 µS/cm	0.37 mg/L	0.63 NTU	33.3 mV	22.70 ft	200.00 ml/min
5/2/2023 4:01 PM	20:00	6.22 pH	20.68 °C	537.70 µS/cm	0.31 mg/L	0.50 NTU	35.5 mV	22.70 ft	200.00 ml/min
5/2/2023 4:06 PM	25:00	6.23 pH	20.63 °C	537.45 µS/cm	0.28 mg/L	0.38 NTU	33.0 mV	22.70 ft	200.00 ml/min

Samples

Sample ID:	Description:
SCH-GWC-8A	

Low-Flow Test Report:

Test Date / Time: 5/2/2023 3:41:46 PM

Project: Plant Scherer (7)

Operator Name: Tiffany Messier

Location Name: SCH-GWC-10 Well Diameter: 2 in Casing Type: PVC Screen Length: 10 ft Top of Screen: 30.65 ft Total Depth: 40.65 ft Initial Depth to Water: 9.8 ft	Pump Type: Bladder Tubing Type: LDPE Pump Intake From TOC: 35 ft Estimated Total Volume Pumped: 1500 ml Flow Cell Volume: 90 ml Final Flow Rate: 100 ml/min Final Draw Down: 0.09 ft	Instrument Used: Aqua TROLL 400 Serial Number: 883553
---	---	--

Test Notes:

Weather Conditions:

Clear 74

Low-Flow Readings:

Date Time	Elapsed Time	pH	Temperature	Specific Conductivity	RDO Concentration	Turbidity	ORP	Depth to Water	Flow
		+/- 0.1	+/- 0.5	+/- 5 %	+/- 10	+/- 5	+/- 10	+/- 5	
5/2/2023 3:41 PM	00:00	6.32 pH	20.30 °C	212.83 µS/cm	0.80 mg/L	0.44 NTU	56.8 mV	9.80 ft	100.00 ml/min
5/2/2023 3:46 PM	05:00	6.31 pH	18.79 °C	218.19 µS/cm	0.64 mg/L	0.32 NTU	56.3 mV	9.89 ft	100.00 ml/min
5/2/2023 3:51 PM	10:00	6.31 pH	18.68 °C	218.54 µS/cm	0.57 mg/L	0.31 NTU	52.6 mV	9.89 ft	100.00 ml/min
5/2/2023 3:56 PM	15:00	6.30 pH	18.68 °C	218.19 µS/cm	0.54 mg/L	0.33 NTU	38.8 mV	9.89 ft	100.00 ml/min

Samples

Sample ID:	Description:
ÛÔPËY Ô€€	

Low-Flow Test Report:

Test Date / Time: 5/2/2023 10:23:34 AM

Project: Plant Scherer

Operator Name: K. Minkara

Location Name: SCH-GWC-50 Well Diameter: 2 in Casing Type: PVC Screen Length: 10 ft Top of Screen: 26.3 ft Total Depth: 36.3 ft Initial Depth to Water: 8.24 ft	Pump Type: QED Dedicated Tubing Type: Polyethylene Pump Intake From TOC: 31.3 ft Estimated Total Volume Pumped: 42800 ml Flow Cell Volume: 90 ml Final Flow Rate: 120 ml/min Final Draw Down: 0.36 ft	Instrument Used: Aqua TROLL 400 Serial Number: 850735
--	--	--

Test Notes:

NTU decreased after switching to 40/20 cycle

Low-Flow Readings:

Date Time	Elapsed Time	pH	Temperature	Specific Conductivity	RDO Concentration	Turbidity	ORP	Depth to Water	Flow
		+/- 0.1	+/- 0.5	+/- 5 %	+/- 10 %	+/- 5	+/- 10	+/- 0.3	
5/2/2023 10:23 AM	00:00	6.71 pH	19.97 °C	145.71 µS/cm	5.14 mg/L	7.13 NTU	180.0 mV	8.24 ft	200.00 ml/min
5/2/2023 10:28 AM	05:00	5.74 pH	18.30 °C	83.34 µS/cm	0.48 mg/L	4.92 NTU	177.5 mV	8.80 ft	200.00 ml/min
5/2/2023 10:33 AM	10:00	5.73 pH	18.37 °C	83.45 µS/cm	0.36 mg/L	19.60 NTU	271.8 mV	8.85 ft	200.00 ml/min
5/2/2023 10:38 AM	15:00	5.76 pH	18.40 °C	83.71 µS/cm	0.27 mg/L	25.20 NTU	321.4 mV	8.85 ft	200.00 ml/min
5/2/2023 10:43 AM	20:00	5.77 pH	18.45 °C	83.78 µS/cm	0.24 mg/L	20.30 NTU	343.7 mV	8.85 ft	100.00 ml/min
5/2/2023 10:48 AM	25:00	5.75 pH	18.34 °C	83.76 µS/cm	0.37 mg/L	17.40 NTU	327.9 mV	8.60 ft	100.00 ml/min
5/2/2023 10:53 AM	30:00	5.76 pH	18.38 °C	84.06 µS/cm	0.46 mg/L	16.00 NTU	323.1 mV	8.60 ft	100.00 ml/min
5/2/2023 10:58 AM	35:00	5.76 pH	18.43 °C	84.14 µS/cm	0.40 mg/L	14.60 NTU	330.8 mV	8.60 ft	100.00 ml/min
5/2/2023 11:03 AM	40:00	5.75 pH	18.48 °C	83.77 µS/cm	0.37 mg/L	12.80 NTU	330.4 mV	8.60 ft	100.00 ml/min
5/2/2023 11:08 AM	45:00	5.75 pH	18.64 °C	84.26 µS/cm	0.35 mg/L	11.70 NTU	329.0 mV	8.60 ft	100.00 ml/min
5/2/2023 11:13 AM	50:00	5.75 pH	18.63 °C	84.29 µS/cm	0.34 mg/L	13.90 NTU	330.2 mV	8.60 ft	100.00 ml/min
5/2/2023 11:18 AM	55:00	5.78 pH	18.88 °C	84.41 µS/cm	0.59 mg/L	13.20 NTU	450.0 mV	8.60 ft	100.00 ml/min
5/2/2023 11:23 AM	01:00:00	5.76 pH	18.89 °C	84.55 µS/cm	0.37 mg/L	13.70 NTU	345.1 mV	8.60 ft	100.00 ml/min
5/2/2023 11:28 AM	01:05:00	5.77 pH	19.01 °C	84.72 µS/cm	0.36 mg/L	16.40 NTU	340.8 mV	8.60 ft	100.00 ml/min
5/2/2023 11:33 AM	01:10:00	5.77 pH	19.10 °C	84.96 µS/cm	0.31 mg/L	15.10 NTU	375.4 mV	8.80 ft	200.00 ml/min

5/2/2023 11:38 AM	01:15:00	5.77 pH	19.15 °C	84.54 µS/cm	0.21 mg/L	15.50 NTU	384.0 mV	8.80 ft	200.00 ml/min
5/2/2023 11:43 AM	01:20:00	5.77 pH	19.31 °C	84.58 µS/cm	0.21 mg/L	16.90 NTU	395.2 mV	8.80 ft	200.00 ml/min
5/2/2023 11:48 AM	01:25:00	5.78 pH	19.46 °C	84.66 µS/cm	0.21 mg/L	21.10 NTU	404.1 mV	8.80 ft	200.00 ml/min
5/2/2023 11:53 AM	01:30:00	5.78 pH	19.61 °C	84.41 µS/cm	0.25 mg/L	18.80 NTU	535.7 mV	8.80 ft	200.00 ml/min
5/2/2023 11:58 AM	01:35:00	5.78 pH	19.86 °C	84.43 µS/cm	0.27 mg/L	19.00 NTU	407.6 mV	8.80 ft	200.00 ml/min
5/2/2023 12:03 PM	01:40:00	5.79 pH	19.94 °C	84.22 µS/cm	0.24 mg/L	17.70 NTU	408.1 mV	8.80 ft	200.00 ml/min
5/2/2023 12:08 PM	01:45:00	5.78 pH	20.09 °C	83.99 µS/cm	0.24 mg/L	18.10 NTU	406.1 mV	8.80 ft	200.00 ml/min
5/2/2023 12:13 PM	01:50:00	5.79 pH	20.19 °C	84.34 µS/cm	0.27 mg/L	16.40 NTU	405.9 mV	8.80 ft	200.00 ml/min
5/2/2023 12:18 PM	01:55:00	5.79 pH	20.21 °C	84.51 µS/cm	0.28 mg/L	18.60 NTU	405.2 mV	8.80 ft	200.00 ml/min
5/2/2023 12:23 PM	02:00:00	5.79 pH	20.26 °C	84.51 µS/cm	0.29 mg/L	18.50 NTU	401.9 mV	8.80 ft	200.00 ml/min
5/2/2023 12:28 PM	02:05:00	5.79 pH	20.33 °C	84.60 µS/cm	0.33 mg/L	15.80 NTU	408.5 mV	8.80 ft	200.00 ml/min
5/2/2023 12:33 PM	02:10:00	5.79 pH	20.39 °C	84.43 µS/cm	0.33 mg/L	17.40 NTU	407.4 mV	8.80 ft	200.00 ml/min
5/2/2023 12:38 PM	02:15:00	5.80 pH	20.33 °C	84.45 µS/cm	0.32 mg/L	16.60 NTU	407.9 mV	8.80 ft	200.00 ml/min
5/2/2023 12:43 PM	02:20:00	5.80 pH	20.26 °C	84.68 µS/cm	0.34 mg/L	15.70 NTU	407.0 mV	8.85 ft	300.00 ml/min
5/2/2023 12:48 PM	02:25:00	5.80 pH	19.99 °C	84.93 µS/cm	0.47 mg/L	16.40 NTU	413.4 mV	9.05 ft	300.00 ml/min
5/2/2023 12:53 PM	02:30:00	5.81 pH	19.91 °C	84.63 µS/cm	0.49 mg/L	18.50 NTU	411.2 mV	9.05 ft	300.00 ml/min
5/2/2023 12:58 PM	02:35:00	5.81 pH	19.99 °C	84.84 µS/cm	0.42 mg/L	21.20 NTU	417.4 mV	9.05 ft	300.00 ml/min
5/2/2023 1:03 PM	02:40:00	5.81 pH	20.13 °C	85.06 µS/cm	0.41 mg/L	21.10 NTU	405.3 mV	8.60 ft	120.00 ml/min
5/2/2023 1:08 PM	02:45:00	5.82 pH	21.15 °C	84.27 µS/cm	0.61 mg/L	18.90 NTU	378.9 mV	8.60 ft	120.00 ml/min
5/2/2023 1:13 PM	02:50:00	5.81 pH	21.10 °C	85.11 µS/cm	0.48 mg/L	13.60 NTU	393.7 mV	8.60 ft	120.00 ml/min
5/2/2023 1:18 PM	02:55:00	5.81 pH	21.10 °C	85.00 µS/cm	0.51 mg/L	11.50 NTU	407.4 mV	8.60 ft	120.00 ml/min
5/2/2023 1:23 PM	03:00:00	5.80 pH	21.23 °C	84.79 µS/cm	0.52 mg/L	13.40 NTU	398.3 mV	8.60 ft	120.00 ml/min
5/2/2023 1:28 PM	03:05:00	5.81 pH	21.24 °C	84.84 µS/cm	0.54 mg/L	11.40 NTU	388.8 mV	8.60 ft	120.00 ml/min
5/2/2023 1:33 PM	03:10:00	5.82 pH	21.19 °C	84.90 µS/cm	0.53 mg/L	10.30 NTU	391.8 mV	8.60 ft	120.00 ml/min
5/2/2023 1:38 PM	03:15:00	5.82 pH	21.28 °C	85.33 µS/cm	0.54 mg/L	9.74 NTU	392.4 mV	8.60 ft	120.00 ml/min
5/2/2023 1:43 PM	03:20:00	5.81 pH	21.62 °C	84.92 µS/cm	0.64 mg/L	9.16 NTU	367.7 mV	8.60 ft	120.00 ml/min
5/2/2023 1:48 PM	03:25:00	5.81 pH	21.72 °C	84.55 µS/cm	0.59 mg/L	8.62 NTU	370.9 mV	8.60 ft	120.00 ml/min
5/2/2023 1:53 PM	03:30:00	5.82 pH	21.82 °C	84.74 µS/cm	0.57 mg/L	8.50 NTU	377.8 mV	8.60 ft	120.00 ml/min
5/2/2023 1:58 PM	03:35:00	5.82 pH	21.68 °C	83.80 µS/cm	0.56 mg/L	7.30 NTU	380.1 mV	8.60 ft	120.00 ml/min

5/2/2023 2:03 PM	03:40:00	5.82 pH	21.60 °C	84.73 µS/cm	0.55 mg/L	7.50 NTU	382.3 mV	8.60 ft	120.00 ml/min
5/2/2023 2:08 PM	03:45:00	5.82 pH	21.64 °C	84.88 µS/cm	0.56 mg/L	7.14 NTU	366.7 mV	8.60 ft	120.00 ml/min
5/2/2023 2:13 PM	03:50:00	5.82 pH	21.69 °C	84.75 µS/cm	0.58 mg/L	7.09 NTU	363.8 mV	8.60 ft	120.00 ml/min
5/2/2023 2:18 PM	03:55:00	5.82 pH	21.82 °C	84.87 µS/cm	0.56 mg/L	6.68 NTU	371.6 mV	8.60 ft	120.00 ml/min
5/2/2023 2:23 PM	04:00:00	5.82 pH	21.69 °C	84.26 µS/cm	0.55 mg/L	6.53 NTU	373.8 mV	8.60 ft	120.00 ml/min
5/2/2023 2:28 PM	04:05:00	5.82 pH	21.89 °C	84.13 µS/cm	0.56 mg/L	5.44 NTU	375.4 mV	8.60 ft	120.00 ml/min
5/2/2023 2:33 PM	04:10:00	5.81 pH	21.86 °C	84.99 µS/cm	0.54 mg/L	5.27 NTU	503.3 mV	8.60 ft	120.00 ml/min
5/2/2023 2:38 PM	04:15:00	5.81 pH	21.89 °C	84.53 µS/cm	0.55 mg/L	5.35 NTU	514.0 mV	8.60 ft	120.00 ml/min
5/2/2023 2:43 PM	04:20:00	5.82 pH	21.91 °C	84.43 µS/cm	0.56 mg/L	5.00 NTU	515.6 mV	8.60 ft	120.00 ml/min
5/2/2023 2:48 PM	04:25:00	5.82 pH	21.79 °C	84.23 µS/cm	0.57 mg/L	4.52 NTU	386.8 mV	8.60 ft	120.00 ml/min
5/2/2023 2:53 PM	04:30:00	5.81 pH	21.82 °C	84.06 µS/cm	0.54 mg/L	4.21 NTU	379.7 mV	8.60 ft	120.00 ml/min
5/2/2023 2:58 PM	04:35:00	5.82 pH	21.87 °C	84.37 µS/cm	0.57 mg/L	3.81 NTU	372.7 mV	8.60 ft	120.00 ml/min

Samples

Sample ID:	Description:
SCH-GWC-50	
SCH-PAC-FD-1	

APPENDIX A

**Field Data Forms
August 2023**

Low-Flow Test Report:

Test Date / Time: 8/9/2023 10:40:06 AM

Project: Plant Scherer S2 2023

Operator Name: T. Eason

Location Name: SCH-GWC-1 Well Diameter: 2 in Casing Type: PVC Screen Length: 10 ft Top of Screen: 28.72 ft Total Depth: 38.72 ft Initial Depth to Water: 10.16 ft	Pump Type: Peristaltic Tubing Type: Polyethylene Pump Intake From TOC: 33.72 ft Estimated Total Volume Pumped: 6300 ml Flow Cell Volume: 90 ml Final Flow Rate: 180 ml/min Final Draw Down: 0.3 ft	Instrument Used: Aqua TROLL 400 Serial Number: 728634
--	---	--

Test Notes:

Low-Flow Readings:

Date Time	Elapsed Time	pH	Temperature	Specific Conductivity	RDO Concentration	Turbidity	ORP	Depth to Water	Flow
		+/- 0.1	+/- 0.5	+/- 5 %	+/- 10 %	+/- 10	+/- 10	+/- 5	
8/9/2023 10:40 AM	00:00	6.62 pH	17.25 °C	191.83 µS/cm	5.11 mg/L	8.20 NTU	39.7 mV	10.44 ft	180.00 ml/min
8/9/2023 10:45 AM	05:00	6.62 pH	16.83 °C	192.72 µS/cm	5.18 mg/L	4.83 NTU	42.5 mV	10.46 ft	180.00 ml/min
8/9/2023 10:50 AM	10:00	6.62 pH	16.55 °C	193.29 µS/cm	5.29 mg/L	3.86 NTU	44.5 mV	10.46 ft	180.00 ml/min
8/9/2023 10:55 AM	15:00	6.59 pH	16.64 °C	193.23 µS/cm	5.31 mg/L	3.79 NTU	47.2 mV	10.46 ft	180.00 ml/min
8/9/2023 11:00 AM	20:00	6.59 pH	16.50 °C	192.91 µS/cm	5.32 mg/L	2.86 NTU	49.5 mV	10.46 ft	180.00 ml/min
8/9/2023 11:05 AM	25:00	6.58 pH	16.60 °C	192.30 µS/cm	5.32 mg/L	2.42 NTU	51.1 mV	10.46 ft	180.00 ml/min
8/9/2023 11:10 AM	30:00	6.57 pH	16.69 °C	192.29 µS/cm	5.31 mg/L	2.52 NTU	52.7 mV	10.46 ft	180.00 ml/min
8/9/2023 11:15 AM	35:00	6.57 pH	16.66 °C	192.00 µS/cm	5.31 mg/L	2.21 NTU	54.1 mV	10.46 ft	180.00 ml/min

Samples

Sample ID:	Description:
SCH-GWC-1	

Low-Flow Test Report:

Test Date / Time: 8/9/2023 11:50:54 AM

Project: Scherer SAGW02 2023 (21)

Operator Name: Patrick Wahl

Location Name: SCH-GWC-2 Well Diameter: 2 in Casing Type: PVC Screen Length: 10 ft Top of Screen: 48.74 ft Total Depth: 58.74 ft Initial Depth to Water: 14.55 ft	Pump Type: Dedicated Bladder Tubing Type: LDPE Pump Intake From TOC: 53.74 ft Estimated Total Volume Pumped: 3000 ml Flow Cell Volume: 90 ml Final Flow Rate: 150 ml/min Final Draw Down: 1.3 ft	Instrument Used: Aqua TROLL 400 Serial Number: 968202
--	---	--

Test Notes:

Low-Flow Readings:

Date Time	Elapsed Time	pH	Temperature	Specific Conductivity	RDO Concentration	Turbidity	ORP	Depth to Water	Flow
		+/- 0.1	+/- 0.5	+/- 5 %	+/- 10 %	+/- 5	+/- 10	+/- 0.3	
8/9/2023 11:51 AM	00:00	7.16 pH	28.56 °C	158.84 µS/cm	5.20 mg/L	3.19 NTU	101.5 mV	15.08 ft	150.00 ml/min
8/9/2023 11:56 AM	05:00	6.59 pH	21.05 °C	188.16 µS/cm	4.71 mg/L	1.97 NTU	106.3 mV	15.65 ft	150.00 ml/min
8/9/2023 12:01 PM	10:00	6.61 pH	20.97 °C	177.14 µS/cm	4.71 mg/L	1.74 NTU	111.2 mV	15.74 ft	150.00 ml/min
8/9/2023 12:06 PM	15:00	6.60 pH	20.87 °C	178.95 µS/cm	4.68 mg/L	2.13 NTU	109.2 mV	15.81 ft	150.00 ml/min
8/9/2023 12:11 PM	20:00	6.60 pH	20.77 °C	179.06 µS/cm	4.68 mg/L	1.49 NTU	113.8 mV	15.85 ft	150.00 ml/min

Samples

Sample ID:	Description:
SCH-GWC-2	

Low-Flow Test Report:

Test Date / Time: 8/9/2023 10:13:26 AM

Project: Scherer SAGW02 2023 (14)

Operator Name: M. Mann

Location Name: SCH-GWC-3 Well Diameter: 2 in Casing Type: PVC Screen Length: 10 ft Top of Screen: 40.1 ft Total Depth: 50.1 ft Initial Depth to Water: 34.81 ft	Pump Type: Bladder Tubing Type: LDPE Pump Intake From TOC: 44 ft Estimated Total Volume Pumped: 41331.668 ml Flow Cell Volume: 90 ml Final Flow Rate: 110 ml/min Final Draw Down: 0.27 ft	Instrument Used: Aqua TROLL 400 Serial Number: 980712
--	--	--

Test Notes:

Weather Conditions:

Sunny

Low-Flow Readings:

Date Time	Elapsed Time	pH	Temperature	Specific Conductivity	RDO Concentration	Turbidity	ORP	Depth to Water	Flow
		+/- 0.1	+/- 0.5	+/- 5 %	+/- 10 %	+/- 5	+/- 10	+/- 0.3	
8/9/2023 10:13 AM	00:00	6.17 pH	37.90 °C	93.01 µS/cm	3.91 mg/L	101.00 NTU	80.9 mV	34.81 ft	200.00 ml/min
8/9/2023 10:18 AM	05:00	6.06 pH	28.82 °C	97.17 µS/cm	2.56 mg/L	92.00 NTU	60.2 mV	34.96 ft	200.00 ml/min
8/9/2023 10:23 AM	10:00	6.06 pH	23.81 °C	94.02 µS/cm	1.85 mg/L	144.00 NTU	60.8 mV	35.18 ft	200.00 ml/min
8/9/2023 10:28 AM	15:00	6.04 pH	22.88 °C	93.87 µS/cm	1.86 mg/L	132.00 NTU	61.2 mV	35.18 ft	200.00 ml/min
8/9/2023 10:33 AM	20:00	6.04 pH	22.65 °C	92.48 µS/cm	1.90 mg/L	134.00 NTU	61.0 mV	35.20 ft	200.00 ml/min
8/9/2023 10:38 AM	25:00	6.03 pH	22.66 °C	85.21 µS/cm	2.02 mg/L	148.00 NTU	60.8 mV	35.21 ft	200.00 ml/min
8/9/2023 10:43 AM	30:02	6.03 pH	23.55 °C	85.64 µS/cm	2.18 mg/L	147.00 NTU	63.2 mV	35.17 ft	200.00 ml/min
8/9/2023 10:48 AM	35:02	6.04 pH	22.52 °C	84.37 µS/cm	2.04 mg/L	104.00 NTU	63.2 mV	35.14 ft	150.00 ml/min
8/9/2023 10:53 AM	40:02	6.05 pH	23.14 °C	87.61 µS/cm	2.09 mg/L	74.80 NTU	62.3 mV	35.08 ft	150.00 ml/min
8/9/2023 10:58 AM	45:02	6.04 pH	23.19 °C	86.25 µS/cm	2.09 mg/L	58.00 NTU	62.9 mV	35.07 ft	150.00 ml/min
8/9/2023 11:03 AM	50:02	6.04 pH	23.18 °C	86.61 µS/cm	2.10 mg/L	46.90 NTU	63.2 mV	35.09 ft	150.00 ml/min
8/9/2023 11:08 AM	55:02	6.04 pH	23.51 °C	86.54 µS/cm	2.10 mg/L	43.60 NTU	62.9 mV	35.14 ft	150.00 ml/min
8/9/2023 11:13 AM	01:00:02	6.03 pH	23.42 °C	85.67 µS/cm	2.10 mg/L	29.50 NTU	63.7 mV	35.08 ft	150.00 ml/min

8/9/2023 11:18 AM	01:05:02	6.05 pH	23.31 °C	85.69 µS/cm	2.14 mg/L	28.70 NTU	64.1 mV	35.11 ft	150.00 ml/min
8/9/2023 11:23 AM	01:10:02	6.04 pH	23.51 °C	85.37 µS/cm	2.14 mg/L	24.70 NTU	64.2 mV	35.12 ft	150.00 ml/min
8/9/2023 11:28 AM	01:15:02	6.05 pH	23.64 °C	85.47 µS/cm	2.16 mg/L	19.00 NTU	64.5 mV	35.16 ft	150.00 ml/min
8/9/2023 11:33 AM	01:20:02	6.04 pH	23.55 °C	85.56 µS/cm	2.17 mg/L	17.80 NTU	64.8 mV	35.15 ft	150.00 ml/min
8/9/2023 11:38 AM	01:25:02	6.04 pH	23.67 °C	84.84 µS/cm	2.17 mg/L	15.60 NTU	65.8 mV	35.13 ft	150.00 ml/min
8/9/2023 11:43 AM	01:30:02	6.04 pH	24.57 °C	85.99 µS/cm	2.21 mg/L	15.20 NTU	65.0 mV	35.13 ft	125.00 ml/min
8/9/2023 11:48 AM	01:35:02	6.05 pH	23.15 °C	82.74 µS/cm	2.27 mg/L	18.10 NTU	67.5 mV	35.14 ft	200.00 ml/min
8/9/2023 11:53 AM	01:40:02	6.08 pH	22.70 °C	83.02 µS/cm	2.90 mg/L	14.70 NTU	70.2 mV	35.16 ft	200.00 ml/min
8/9/2023 11:58 AM	01:45:02	6.08 pH	22.54 °C	83.92 µS/cm	3.11 mg/L	12.90 NTU	72.1 mV	35.16 ft	200.00 ml/min
8/9/2023 12:03 PM	01:50:02	6.08 pH	22.55 °C	84.34 µS/cm	3.30 mg/L	11.70 NTU	74.5 mV	35.13 ft	200.00 ml/min
8/9/2023 12:08 PM	01:55:02	6.09 pH	22.28 °C	84.83 µS/cm	3.44 mg/L	11.20 NTU	75.0 mV	35.22 ft	200.00 ml/min
8/9/2023 12:13 PM	02:00:02	6.08 pH	24.10 °C	86.62 µS/cm	3.80 mg/L	9.39 NTU	73.8 mV	35.14 ft	100.00 ml/min
8/9/2023 12:18 PM	02:05:02	6.06 pH	25.86 °C	87.85 µS/cm	3.02 mg/L	8.48 NTU	71.7 mV	35.07 ft	100.00 ml/min
8/9/2023 12:23 PM	02:10:02	6.07 pH	25.33 °C	86.47 µS/cm	2.93 mg/L	8.36 NTU	72.8 mV	35.09 ft	100.00 ml/min
8/9/2023 12:28 PM	02:15:02	6.07 pH	24.73 °C	86.10 µS/cm	2.92 mg/L	7.49 NTU	74.3 mV	35.09 ft	100.00 ml/min
8/9/2023 12:33 PM	02:20:02	6.07 pH	24.12 °C	86.59 µS/cm	2.90 mg/L	8.45 NTU	74.8 mV	35.08 ft	200.00 ml/min
8/9/2023 12:38 PM	02:25:02	6.09 pH	22.70 °C	84.63 µS/cm	3.18 mg/L	8.79 NTU	77.7 mV	35.08 ft	200.00 ml/min
8/9/2023 12:43 PM	02:30:02	6.08 pH	22.57 °C	85.14 µS/cm	3.20 mg/L	8.87 NTU	77.9 mV	35.08 ft	200.00 ml/min
8/9/2023 12:48 PM	02:35:02	6.09 pH	22.75 °C	84.86 µS/cm	3.21 mg/L	9.84 NTU	77.9 mV	35.08 ft	200.00 ml/min
8/9/2023 12:53 PM	02:40:02	6.08 pH	23.00 °C	84.36 µS/cm	3.31 mg/L	10.00 NTU	77.9 mV	35.08 ft	200.00 ml/min
8/9/2023 12:58 PM	02:45:02	6.09 pH	22.48 °C	84.86 µS/cm	3.27 mg/L	8.35 NTU	77.5 mV	35.08 ft	210.00 ml/min
8/9/2023 1:03 PM	02:50:02	6.09 pH	22.81 °C	84.78 µS/cm	3.28 mg/L	8.86 NTU	76.8 mV	35.08 ft	210.00 ml/min
8/9/2023 1:08 PM	02:55:02	6.07 pH	22.38 °C	84.33 µS/cm	3.35 mg/L	7.85 NTU	77.9 mV	35.08 ft	210.00 ml/min
8/9/2023 1:13 PM	03:00:02	6.09 pH	22.79 °C	84.49 µS/cm	3.36 mg/L	7.58 NTU	77.1 mV	35.08 ft	210.00 ml/min
8/9/2023 1:18 PM	03:05:02	6.08 pH	22.88 °C	84.56 µS/cm	3.36 mg/L	7.24 NTU	79.5 mV	35.08 ft	210.00 ml/min
8/9/2023 1:23 PM	03:10:02	6.09 pH	22.88 °C	83.68 µS/cm	3.35 mg/L	7.20 NTU	77.5 mV	35.08 ft	210.00 ml/min
8/9/2023 1:28 PM	03:15:02	6.09 pH	22.88 °C	83.69 µS/cm	3.35 mg/L	6.98 NTU	77.8 mV	35.08 ft	210.00 ml/min
8/9/2023 1:33 PM	03:20:02	6.07 pH	23.62 °C	84.34 µS/cm	3.25 mg/L	6.34 NTU	77.6 mV	35.08 ft	150.00 ml/min
8/9/2023 1:38 PM	03:25:02	6.08 pH	24.23 °C	85.20 µS/cm	3.13 mg/L	6.40 NTU	77.0 mV	35.08 ft	150.00 ml/min

8/9/2023 1:43 PM	03:30:02	6.06 pH	25.50 °C	85.61 µS/cm	3.09 mg/L	5.73 NTU	76.3 mV	35.08 ft	150.00 ml/min
8/9/2023 1:48 PM	03:35:02	6.07 pH	25.95 °C	84.90 µS/cm	3.06 mg/L	5.74 NTU	76.7 mV	35.08 ft	110.00 ml/min
8/9/2023 1:53 PM	03:40:02	6.07 pH	25.68 °C	84.52 µS/cm	3.04 mg/L	5.53 NTU	77.3 mV	35.08 ft	110.00 ml/min
8/9/2023 1:58 PM	03:45:02	6.07 pH	26.03 °C	84.69 µS/cm	3.05 mg/L	5.25 NTU	78.1 mV	35.08 ft	110.00 ml/min
8/9/2023 2:03 PM	03:50:02	6.08 pH	25.86 °C	84.47 µS/cm	3.06 mg/L	5.09 NTU	78.6 mV	35.08 ft	110.00 ml/min
8/9/2023 2:08 PM	03:55:02	6.07 pH	25.86 °C	84.21 µS/cm	3.03 mg/L	5.49 NTU	79.4 mV	35.08 ft	110.00 ml/min
8/9/2023 2:13 PM	04:00:02	6.08 pH	25.73 °C	84.38 µS/cm	3.05 mg/L	5.22 NTU	79.6 mV	35.08 ft	110.00 ml/min
8/9/2023 2:18 PM	04:05:02	6.08 pH	25.36 °C	83.55 µS/cm	3.00 mg/L	5.30 NTU	80.8 mV	35.08 ft	110.00 ml/min
8/9/2023 2:23 PM	04:10:02	6.07 pH	25.63 °C	84.41 µS/cm	3.06 mg/L	4.97 NTU	81.0 mV	35.08 ft	110.00 ml/min

Samples

Sample ID:	Description:
SCH-GWC-3	

Low-Flow Test Report:

Test Date / Time: 8/8/2023 1:31:30 PM

Project: Scherer SAGW02 2023 (16)

Operator Name: Patrick Wahl

Location Name: SCH-GWC-4 Well Diameter: 2 in Casing Type: PVC Screen Length: 10 ft Top of Screen: 33.41 ft Total Depth: 43.41 ft Initial Depth to Water: 32.57 ft	Pump Type: Dedicated Bladder Tubing Type: LDPE Pump Intake From TOC: 38.41 ft Estimated Total Volume Pumped: 4000 ml Flow Cell Volume: 90 ml Final Flow Rate: 200 ml/min Final Draw Down: 0.5 ft	Instrument Used: Aqua TROLL 400 Serial Number: 968202
--	---	--

Test Notes:

Low-Flow Readings:

Date Time	Elapsed Time	pH	Temperature	Specific Conductivity	RDO Concentration	Turbidity	ORP	Depth to Water	Flow
		+/- 0.1	+/- 0.5	+/- 5 %	+/- 10 %	+/- 5	+/- 10	+/- 0.3	
8/8/2023 1:31 PM	00:00	6.74 pH	26.59 °C	371.80 µS/cm	6.21 mg/L	1.24 NTU	120.4 mV	32.90 ft	200.00 ml/min
8/8/2023 1:36 PM	05:00	6.34 pH	21.23 °C	336.26 µS/cm	3.73 mg/L	0.65 NTU	127.1 mV	32.99 ft	200.00 ml/min
8/8/2023 1:41 PM	10:00	6.31 pH	21.00 °C	326.29 µS/cm	3.32 mg/L	0.98 NTU	147.8 mV	33.05 ft	200.00 ml/min
8/8/2023 1:46 PM	15:00	6.31 pH	21.00 °C	325.14 µS/cm	3.17 mg/L	0.63 NTU	151.3 mV	33.06 ft	200.00 ml/min
8/8/2023 1:51 PM	20:00	6.30 pH	20.85 °C	322.53 µS/cm	3.09 mg/L	0.78 NTU	133.0 mV	33.07 ft	200.00 ml/min

Samples

Sample ID:	Description:
SCH-GWC-4	

Low-Flow Test Report:

Test Date / Time: 8/8/2023 10:41:29 AM

Project: Scherer SAGW02 2023 (13)

Operator Name: Patrick Wahl

Location Name: SCH-GWC-5 Well Diameter: 2 in Casing Type: PVC Screen Length: 10 ft Top of Screen: 24.16 ft Total Depth: 34.16 ft Initial Depth to Water: 20.43 ft	Pump Type: Dedicated Bladder Tubing Type: LDPE Pump Intake From TOC: 29.16 ft Estimated Total Volume Pumped: 4000 ml Flow Cell Volume: 90 ml Final Flow Rate: 200 ml/min Final Draw Down: 0.2 ft	Instrument Used: Aqua TROLL 400 Serial Number: 968202
--	---	--

Test Notes:

Low-Flow Readings:

Date Time	Elapsed Time	pH	Temperature	Specific Conductivity	RDO Concentration	Turbidity	ORP	Depth to Water	Flow
		+/- 0.1	+/- 0.5	+/- 5 %	+/- 10 %	+/- 5	+/- 10	+/- 0.3	
8/8/2023 10:41 AM	00:00	6.60 pH	28.01 °C	321.98 µS/cm	5.97 mg/L	0.65 NTU	114.1 mV	20.25 ft	200.00 ml/min
8/8/2023 10:46 AM	05:00	6.18 pH	21.20 °C	342.16 µS/cm	5.83 mg/L	0.69 NTU	74.3 mV	20.22 ft	200.00 ml/min
8/8/2023 10:51 AM	10:00	6.17 pH	21.01 °C	343.81 µS/cm	5.73 mg/L	1.19 NTU	75.7 mV	20.22 ft	200.00 ml/min
8/8/2023 10:56 AM	15:00	6.18 pH	20.88 °C	344.74 µS/cm	5.71 mg/L	1.04 NTU	76.9 mV	20.22 ft	200.00 ml/min
8/8/2023 11:01 AM	20:00	6.16 pH	20.99 °C	343.84 µS/cm	5.66 mg/L	0.75 NTU	83.0 mV	20.23 ft	200.00 ml/min

Samples

Sample ID:	Description:
SCH-GWC-5	
SCH-CELL1-FD-4	

Low-Flow Test Report:

Test Date / Time: 8/8/2023 11:48:59 AM

Project: Scherer SAGW02 2023 (14)

Operator Name: Patrick Wahl

Location Name: SCH-GWC-6 Well Diameter: 2 in Casing Type: PVC Screen Length: 10 ft Top of Screen: 38.5 ft Total Depth: 48.5 ft Initial Depth to Water: 37.73 ft	Pump Type: Dedicated Bladder Tubing Type: LDPE Pump Intake From TOC: 43.5 ft Estimated Total Volume Pumped: 4000 ml Flow Cell Volume: 90 ml Final Flow Rate: 200 ml/min Final Draw Down: 0.03 ft	Instrument Used: Aqua TROLL 400 Serial Number: 968202
--	---	--

Test Notes:

Low-Flow Readings:

Date Time	Elapsed Time	pH	Temperature	Specific Conductivity	RDO Concentration	Turbidity	ORP	Depth to Water	Flow
		+/- 0.1	+/- 0.5	+/- 5 %	+/- 10 %	+/- 5	+/- 10	+/- 0.3	
8/8/2023 11:49 AM	00:00	7.16 pH	30.27 °C	165.84 µS/cm	6.56 mg/L	0.48 NTU	84.1 mV	37.74 ft	200.00 ml/min
8/8/2023 11:54 AM	05:00	6.38 pH	21.41 °C	179.59 µS/cm	6.93 mg/L	0.46 NTU	103.4 mV	37.76 ft	200.00 ml/min
8/8/2023 11:59 AM	10:00	6.36 pH	21.06 °C	177.63 µS/cm	6.78 mg/L	0.48 NTU	102.2 mV	37.76 ft	200.00 ml/min
8/8/2023 12:04 PM	15:00	6.37 pH	20.94 °C	175.56 µS/cm	6.74 mg/L	0.44 NTU	117.8 mV	37.76 ft	200.00 ml/min
8/8/2023 12:09 PM	20:00	6.37 pH	20.96 °C	176.09 µS/cm	6.78 mg/L	0.39 NTU	110.7 mV	37.76 ft	200.00 ml/min

Samples

Sample ID:	Description:
SCH-GWC-6	

Low-Flow Test Report:

Test Date / Time: 8/8/2023 12:42:16 PM

Project: Scherer SAGW02 2023 (15)

Operator Name: Patrick Wahl

Location Name: SCH-GWC-7 Well Diameter: 2 in Casing Type: PVC Screen Length: 10 ft Top of Screen: 48.72 ft Total Depth: 58.72 ft Initial Depth to Water: 42.34 ft	Pump Type: Dedicated Bladder Tubing Type: LDPE Pump Intake From TOC: 53.72 ft Estimated Total Volume Pumped: 4000 ml Flow Cell Volume: 90 ml Final Flow Rate: 200 ml/min Final Draw Down: 0.5 ft	Instrument Used: Aqua TROLL 400 Serial Number: 968202
--	---	--

Test Notes:

Low-Flow Readings:

Date Time	Elapsed Time	pH	Temperature	Specific Conductivity	RDO Concentration	Turbidity	ORP	Depth to Water	Flow
		+/- 0.1	+/- 0.5	+/- 5 %	+/- 10 %	+/- 5	+/- 10	+/- 0.3	
8/8/2023 12:42 PM	00:00	7.51 pH	29.99 °C	158.64 µS/cm	7.02 mg/L	1.03 NTU	99.5 mV	42.68 ft	200.00 ml/min
8/8/2023 12:47 PM	05:00	6.56 pH	21.59 °C	167.45 µS/cm	6.64 mg/L	2.09 NTU	110.4 mV	42.83 ft	200.00 ml/min
8/8/2023 12:52 PM	10:00	6.51 pH	21.18 °C	167.34 µS/cm	6.53 mg/L	3.41 NTU	129.6 mV	42.86 ft	200.00 ml/min
8/8/2023 12:57 PM	15:00	6.51 pH	21.05 °C	167.61 µS/cm	6.43 mg/L	2.17 NTU	118.8 mV	42.87 ft	200.00 ml/min
8/8/2023 1:02 PM	20:00	6.48 pH	21.04 °C	167.51 µS/cm	6.44 mg/L	1.58 NTU	138.5 mV	42.84 ft	200.00 ml/min

Samples

Sample ID:	Description:
SCH-GWC-7	

Low-Flow Test Report:

Test Date / Time: 8/8/2023 2:41:55 PM

Project: Scherer SAGW02 2023 (17)

Operator Name: Patrick Wahl

Location Name: SCH-GWC-8A Well Diameter: 2 in Casing Type: PVC Screen Length: 10 ft Top of Screen: 37.5 ft Total Depth: 47.5 ft Initial Depth to Water: 23.11 ft	Pump Type: Dedicated Bladder Tubing Type: LDPE Pump Intake From TOC: 42.5 ft Estimated Total Volume Pumped: 4000 ml Flow Cell Volume: 90 ml Final Flow Rate: 200 ml/min Final Draw Down: 0.5 ft	Instrument Used: Aqua TROLL 400 Serial Number: 968202
---	--	--

Test Notes:

Low-Flow Readings:

Date Time	Elapsed Time	pH	Temperature	Specific Conductivity	RDO Concentration	Turbidity	ORP	Depth to Water	Flow
		+/- 0.1	+/- 0.5	+/- 5 %	+/- 10 %	+/- 5	+/- 10	+/- 0.3	
8/8/2023 2:41 PM	00:00	6.56 pH	31.79 °C	468.03 µS/cm	3.81 mg/L	0.69 NTU	104.7 mV	23.56 ft	200.00 ml/min
8/8/2023 2:46 PM	05:00	6.40 pH	21.96 °C	524.33 µS/cm	1.18 mg/L	0.72 NTU	90.3 mV	23.60 ft	200.00 ml/min
8/8/2023 2:51 PM	10:00	6.39 pH	21.72 °C	520.36 µS/cm	0.69 mg/L	0.43 NTU	86.6 mV	23.60 ft	200.00 ml/min
8/8/2023 2:56 PM	15:00	6.38 pH	21.45 °C	521.03 µS/cm	0.52 mg/L	0.43 NTU	84.4 mV	23.61 ft	200.00 ml/min
8/8/2023 3:01 PM	20:00	6.38 pH	21.35 °C	518.29 µS/cm	0.47 mg/L	0.51 NTU	83.7 mV	23.61 ft	200.00 ml/min

Samples

Sample ID:	Description:
SCH-GWC-8A	
SCH-CELL1-FD-5	

Low-Flow Test Report:

Test Date / Time: 8/8/2023 3:13:42 PM

Project: Scherer SAGW02 2023 (13)

Operator Name: M. Mann

Location Name: SCH-GWC-9 Well Diameter: 2 in Casing Type: PVC Screen Length: 10 ft Top of Screen: 12.25 ft Total Depth: 20.25 ft Initial Depth to Water: 7.53 ft	Pump Type: Dedicated Bladder Tubing Type: LDPE Pump Intake From TOC: 15 ft Estimated Total Volume Pumped: 3750 ml Flow Cell Volume: 90 ml Final Flow Rate: 150 ml/min Final Draw Down: 0.58 ft	Instrument Used: Aqua TROLL 400 Serial Number: 980712
---	---	--

Test Notes:

Weather Conditions:

Sunny

Low-Flow Readings:

Date Time	Elapsed Time	pH	Temperature	Specific Conductivity	RDO Concentration	Turbidity	ORP	Depth to Water	Flow
		+/- 0.1	+/- 0.5	+/- 5 %	+/- 10 %	+/- 5	+/- 10	+/- 0.3	
8/8/2023 3:13 PM	00:00	7.92 pH	33.87 °C	194.78 µS/cm	5.50 mg/L	0.98 NTU	70.6 mV	7.53 ft	150.00 ml/min
8/8/2023 3:18 PM	05:00	6.71 pH	23.51 °C	200.58 µS/cm	2.59 mg/L	7.42 NTU	66.9 mV	8.01 ft	150.00 ml/min
8/8/2023 3:23 PM	10:00	6.68 pH	22.52 °C	195.44 µS/cm	2.41 mg/L	5.68 NTU	69.1 mV	8.07 ft	150.00 ml/min
8/8/2023 3:28 PM	15:00	6.65 pH	22.17 °C	194.69 µS/cm	2.13 mg/L	4.41 NTU	69.8 mV	8.03 ft	150.00 ml/min
8/8/2023 3:33 PM	20:00	6.64 pH	22.13 °C	193.99 µS/cm	2.03 mg/L	3.78 NTU	67.2 mV	8.11 ft	150.00 ml/min
8/8/2023 3:38 PM	25:00	6.63 pH	22.09 °C	194.31 µS/cm	2.01 mg/L	2.27 NTU	67.9 mV	8.11 ft	150.00 ml/min

Samples

Sample ID:	Description:
SCH-GWC-9	

Low-Flow Test Report:

Test Date / Time: 8/9/2023 12:18:05 PM

Project: Plant Scherer S2 2023

Operator Name: T. Eason

Location Name: SCH-GWC-10 Well Diameter: 2 in Casing Type: PVC Screen Length: 10 ft Top of Screen: 30.65 ft Total Depth: 40.65 ft Initial Depth to Water: 11.35 ft	Pump Type: Peristaltic Tubing Type: Polyethylene Pump Intake From TOC: 35.65 ft Estimated Total Volume Pumped: 8000 ml Flow Cell Volume: 90 ml Final Flow Rate: 200 ml/min Final Draw Down: 0.2 ft	Instrument Used: Aqua TROLL 400 Serial Number: 728634
---	---	--

Test Notes:

Low-Flow Readings:

Date Time	Elapsed Time	pH	Temperature	Specific Conductivity	RDO Concentration	Turbidity	ORP	Depth to Water	Flow
		+/- 0.1	+/- 0.5	+/- 5 %	+/- 10 %	+/- 10	+/- 10	+/- 5	
8/9/2023 12:18 PM	00:00	6.39 pH	21.26 °C	206.23 µS/cm	0.31 mg/L	7.39 NTU	49.2 mV	11.47 ft	200.00 ml/min
8/9/2023 12:23 PM	05:00	6.30 pH	18.07 °C	215.47 µS/cm	0.26 mg/L	8.12 NTU	50.6 mV	11.51 ft	200.00 ml/min
8/9/2023 12:28 PM	10:00	6.31 pH	17.75 °C	214.74 µS/cm	0.25 mg/L	8.98 NTU	51.3 mV	11.51 ft	200.00 ml/min
8/9/2023 12:33 PM	15:00	6.32 pH	17.54 °C	210.54 µS/cm	0.38 mg/L	7.37 NTU	52.1 mV	11.51 ft	200.00 ml/min
8/9/2023 12:38 PM	20:00	6.33 pH	17.62 °C	202.75 µS/cm	0.58 mg/L	6.60 NTU	53.0 mV	11.53 ft	200.00 ml/min
8/9/2023 12:43 PM	25:00	6.33 pH	17.71 °C	200.09 µS/cm	0.71 mg/L	5.44 NTU	53.8 mV	11.53 ft	200.00 ml/min
8/9/2023 12:48 PM	30:00	6.33 pH	17.79 °C	197.44 µS/cm	0.78 mg/L	3.02 NTU	54.7 mV	11.53 ft	200.00 ml/min
8/9/2023 12:53 PM	35:00	6.33 pH	17.71 °C	195.37 µS/cm	0.84 mg/L	2.59 NTU	56.3 mV	11.55 ft	200.00 ml/min
8/9/2023 12:58 PM	40:00	6.30 pH	17.61 °C	194.21 µS/cm	0.91 mg/L	1.67 NTU	58.7 mV	11.55 ft	200.00 ml/min

Samples

Sample ID:	Description:
SCH-GWC-10	

Low-Flow Test Report:

Test Date / Time: 8/9/2023 10:34:17 AM

Project: Scherer SAGW02 2023 (20)

Operator Name: Patrick Wahl

Location Name: SCH-GWC-11 Well Diameter: 2 in Casing Type: PVC Screen Length: 10 ft Top of Screen: 24.54 ft Total Depth: 34.54 ft Initial Depth to Water: 18.88 ft	Pump Type: Dedicated Bladder Tubing Type: LDPE Pump Intake From TOC: 29.54 ft Estimated Total Volume Pumped: 5000 ml Flow Cell Volume: 90 ml Final Flow Rate: 150 ml/min Final Draw Down: 0.12 ft	Instrument Used: Aqua TROLL 400 Serial Number: 968202
---	--	--

Test Notes:

Low-Flow Readings:

Date Time	Elapsed Time	pH	Temperature	Specific Conductivity	RDO Concentration	Turbidity	ORP	Depth to Water	Flow
		+/- 0.1	+/- 0.5	+/- 5 %	+/- 10 %	+/- 5	+/- 10	+/- 0.3	
8/9/2023 10:34 AM	00:00	6.56 pH	23.76 °C	128.53 µS/cm	6.17 mg/L	1.81 NTU	102.5 mV	19.02 ft	200.00 ml/min
8/9/2023 10:39 AM	05:00	6.27 pH	19.05 °C	134.42 µS/cm	2.43 mg/L	3.53 NTU	99.5 mV	19.04 ft	200.00 ml/min
8/9/2023 10:44 AM	10:00	6.25 pH	18.87 °C	134.39 µS/cm	1.89 mg/L	4.38 NTU	98.7 mV	19.04 ft	150.00 ml/min
8/9/2023 10:49 AM	15:00	6.25 pH	19.16 °C	134.09 µS/cm	1.66 mg/L	4.99 NTU	97.3 mV	19.00 ft	150.00 ml/min
8/9/2023 10:54 AM	20:00	6.24 pH	19.18 °C	134.24 µS/cm	1.60 mg/L	3.87 NTU	97.7 mV	19.00 ft	150.00 ml/min
8/9/2023 10:59 AM	25:00	6.24 pH	19.23 °C	134.18 µS/cm	1.61 mg/L	4.88 NTU	97.7 mV	19.00 ft	150.00 ml/min
8/9/2023 11:04 AM	30:00	6.24 pH	19.32 °C	134.05 µS/cm	1.64 mg/L	3.90 NTU	97.9 mV	19.00 ft	150.00 ml/min

Samples

Sample ID:	Description:
SCH-GWC-11	

Low-Flow Test Report:

Test Date / Time: 8/9/2023 9:32:51 AM

Project: Scherer SAGW02 2023 (19)

Operator Name: Patrick Wahl

Location Name: SCH-GWC-12 Well Diameter: 2 in Casing Type: PVC Screen Length: 10 ft Top of Screen: 27.82 ft Total Depth: 37.82 ft Initial Depth to Water: 25.43 ft	Pump Type: Dedicated Bladder Tubing Type: LDPE Pump Intake From TOC: 32.82 ft Estimated Total Volume Pumped: 4000 ml Flow Cell Volume: 90 ml Final Flow Rate: 200 ml/min Final Draw Down: 0.51 ft	Instrument Used: Aqua TROLL 400 Serial Number: 968202
---	--	--

Test Notes:

Low-Flow Readings:

Date Time	Elapsed Time	pH	Temperature	Specific Conductivity	RDO Concentration	Turbidity	ORP	Depth to Water	Flow
		+/- 0.1	+/- 0.5	+/- 5 %	+/- 10 %	+/- 5	+/- 10	+/- 0.3	
8/9/2023 9:32 AM	00:00	5.18 pH	20.20 °C	26.65 µS/cm	4.72 mg/L	1.17 NTU	80.0 mV	25.92 ft	200.00 ml/min
8/9/2023 9:37 AM	05:00	5.16 pH	18.77 °C	27.59 µS/cm	4.10 mg/L	2.74 NTU	83.1 mV	25.91 ft	200.00 ml/min
8/9/2023 9:42 AM	10:00	5.16 pH	18.62 °C	27.93 µS/cm	3.77 mg/L	2.43 NTU	86.7 mV	25.92 ft	200.00 ml/min
8/9/2023 9:47 AM	15:00	5.11 pH	18.67 °C	28.25 µS/cm	3.62 mg/L	1.60 NTU	91.4 mV	25.92 ft	200.00 ml/min
8/9/2023 9:52 AM	20:00	5.10 pH	18.64 °C	28.06 µS/cm	3.66 mg/L	1.29 NTU	95.3 mV	25.94 ft	200.00 ml/min

Samples

Sample ID:	Description:
SCH-GWC-12	

Low-Flow Test Report:

Test Date / Time: 8/9/2023 8:39:52 AM

Project: Scherer SAGW02 2023 (18)

Operator Name: Patrick Wahl

Location Name: SCH-GWC-13 Well Diameter: 2 in Casing Type: PVC Screen Length: 10 ft Top of Screen: 34.2 ft Total Depth: 44.2 ft Initial Depth to Water: 30.48 ft	Pump Type: Dedicated Bladder Tubing Type: LDPE Pump Intake From TOC: 39.2 ft Estimated Total Volume Pumped: 4000 ml Flow Cell Volume: 90 ml Final Flow Rate: 200 ml/min Final Draw Down: 0.17 ft	Instrument Used: Aqua TROLL 400 Serial Number: 968202
---	---	--

Test Notes:

Low-Flow Readings:

Date Time	Elapsed Time	pH	Temperature	Specific Conductivity	RDO Concentration	Turbidity	ORP	Depth to Water	Flow
		+/- 0.1	+/- 0.5	+/- 5 %	+/- 10 %	+/- 5	+/- 10	+/- 0.3	
8/9/2023 8:40 AM	00:00	7.28 pH	23.36 °C	105.70 µS/cm	7.54 mg/L	2.05 NTU	102.6 mV	30.67 ft	200.00 ml/min
8/9/2023 8:45 AM	05:00	5.95 pH	19.36 °C	95.79 µS/cm	4.02 mg/L	0.64 NTU	68.7 mV	30.65 ft	200.00 ml/min
8/9/2023 8:50 AM	10:00	5.96 pH	19.32 °C	97.77 µS/cm	3.56 mg/L	0.41 NTU	66.9 mV	30.66 ft	200.00 ml/min
8/9/2023 8:55 AM	15:00	5.96 pH	19.36 °C	98.04 µS/cm	3.37 mg/L	0.35 NTU	67.3 mV	30.67 ft	200.00 ml/min
8/9/2023 9:00 AM	20:00	5.95 pH	19.31 °C	98.35 µS/cm	3.32 mg/L	0.41 NTU	69.2 mV	30.65 ft	200.00 ml/min

Samples

Sample ID:	Description:
SCH-GWC-13	

Low-Flow Test Report:

Test Date / Time: 8/9/2023 9:40:05 AM

Project: Project Plant Scherer SA 2/23

Operator Name: RBolding

Location Name: SHC-GWC-14 Well Diameter: 2 in Casing Type: PVC Screen Length: 10 ft Top of Screen: 17.5 ft Total Depth: 27.5 ft Initial Depth to Water: 13.48 ft	Pump Type: Dedicated bladder Tubing Type: PE Pump Intake From TOC: 18.88 ft Estimated Total Volume Pumped: 10286.667 ml Flow Cell Volume: 90 ml Final Flow Rate: 200 ml/min Final Draw Down: 0.16 ft	Instrument Used: Aqua TROLL 400 Serial Number: 850767
---	---	--

Test Notes:

Weather Conditions:

Sunny 80

Low-Flow Readings:

Date Time	Elapsed Time	pH	Temperature	Specific Conductivity	RDO Concentration	Turbidity	ORP	Depth to Water	Flow
		+/- 0.1	+/- 0.5	+/- 5 %	+/- 10 %	+/- 10	+/- 5 %	+/- 0.3	
8/9/2023 9:40 AM	00:00	6.05 pH	20.84 °C	73.36 µS/cm	1.75 mg/L	6.53 NTU	8.1 mV	13.48 ft	300.00 ml/min
8/9/2023 9:45 AM	05:00	5.59 pH	19.46 °C	75.68 µS/cm	1.07 mg/L	7.42 NTU	27.4 mV	13.62 ft	200.00 ml/min
8/9/2023 9:50 AM	10:00	5.60 pH	19.46 °C	77.00 µS/cm	0.93 mg/L	4.99 NTU	36.2 mV	13.63 ft	200.00 ml/min
8/9/2023 9:55 AM	15:00	5.59 pH	19.63 °C	77.03 µS/cm	0.80 mg/L	4.00 NTU	39.2 mV	13.63 ft	200.00 ml/min
8/9/2023 10:00 AM	20:00	5.59 pH	19.51 °C	77.47 µS/cm	0.68 mg/L	3.56 NTU	40.7 mV	13.63 ft	200.00 ml/min
8/9/2023 10:05 AM	25:00	5.57 pH	19.70 °C	77.17 µS/cm	0.74 mg/L	3.16 NTU	43.6 mV	13.63 ft	200.00 ml/min
8/9/2023 10:10 AM	30:00	5.57 pH	19.68 °C	78.67 µS/cm	0.96 mg/L	2.14 NTU	31.1 mV	13.63 ft	200.00 ml/min
8/9/2023 10:15 AM	35:00	5.56 pH	20.22 °C	79.15 µS/cm	1.19 mg/L	1.95 NTU	28.7 mV	13.63 ft	200.00 ml/min
8/9/2023 10:22 AM	40:00	5.57 pH	20.88 °C	78.50 µS/cm	1.35 mg/L	1.59 NTU	25.3 mV	13.64 ft	200.00 ml/min
8/9/2023 10:27 AM	45:00	5.61 pH	20.95 °C	77.93 µS/cm	1.25 mg/L	1.78 NTU	40.0 mV	13.64 ft	200.00 ml/min
8/9/2023 10:32 AM	48:56	5.58 pH	21.84 °C	77.76 µS/cm	1.34 mg/L	1.30 NTU	35.4 mV	13.64 ft	200.00 ml/min

Samples

Sample ID:	Description:
------------	--------------

Created using VuSitu from In-Situ, Inc.

Low-Flow Test Report:

Test Date / Time: 8/3/2023 4:58:23 PM

Project: Project Plant Scherer SA 2/23

Operator Name: T. Eason

Location Name: SCH-GWA-15 Well Diameter: 2 in Casing Type: PVC Screen Length: 10 ft Top of Screen: 19.59 ft Total Depth: 29.59 ft Initial Depth to Water: 12.61 ft	Pump Type: Dedicated QED Tubing Type: Polyethylene Pump Intake From TOC: 24.59 ft Estimated Total Volume Pumped: 4300 ml Flow Cell Volume: 90 ml Final Flow Rate: 280 ml/min Final Draw Down: 0.45 ft	Instrument Used: Aqua TROLL 400 Serial Number: 728634
---	--	--

Test Notes:

Low-Flow Readings:

Date Time	Elapsed Time	pH	Temperature	Specific Conductivity	RDO Concentration	Turbidity	ORP	Depth to Water	Flow
		+/- 0.1	+/- 0.5	+/- 5 %	+/- 10 %	+/- 10	+/- 10	+/- 0.3	
8/3/2023 4:58 PM	00:00	5.86 pH	19.71 °C	61.58 µS/cm	1.76 mg/L	13.40 NTU	84.2 mV	12.94 ft	300.00 ml/min
8/3/2023 5:03 PM	05:00	5.50 pH	17.01 °C	64.34 µS/cm	0.33 mg/L	3.94 NTU	79.5 mV	13.03 ft	280.00 ml/min
8/3/2023 5:08 PM	10:00	5.45 pH	16.57 °C	66.11 µS/cm	0.43 mg/L	1.53 NTU	82.3 mV	13.06 ft	280.00 ml/min
8/3/2023 5:13 PM	15:00	5.48 pH	16.68 °C	66.35 µS/cm	0.32 mg/L	1.50 NTU	79.3 mV	13.06 ft	280.00 ml/min

Samples

Sample ID:	Description:
SCH-GWA-15	

Low-Flow Test Report:

Test Date / Time: 8/3/2023 4:01:43 PM

Project: Scherer SAGW02 2023 (9)

Operator Name: Patrick Wahl

Location Name: SCH-GWA-16 Well Diameter: 2 in Casing Type: PVC Screen Length: 10 ft Top of Screen: 47.93 ft Total Depth: 57.93 ft Initial Depth to Water: 32.25 ft	Pump Type: Dedicated Bladder Tubing Type: LDPE Pump Intake From TOC: 49.58 ft Estimated Total Volume Pumped: 3400 ml Flow Cell Volume: 90 ml Final Flow Rate: 170 ml/min Final Draw Down: 0.5 ft	Instrument Used: Aqua TROLL 400 Serial Number: 968202
---	---	--

Test Notes:

Low-Flow Readings:

Date Time	Elapsed Time	pH	Temperature	Specific Conductivity	RDO Concentration	Turbidity	ORP	Depth to Water	Flow
		+/- 0.1	+/- 0.5	+/- 5 %	+/- 10 %	+/- 5	+/- 10	+/- 0.3	
8/3/2023 4:01 PM	00:00	6.73 pH	32.80 °C	114.08 µS/cm	5.46 mg/L	1.26 NTU	171.3 mV	32.73 ft	170.00 ml/min
8/3/2023 4:06 PM	05:00	6.24 pH	22.40 °C	127.15 µS/cm	5.38 mg/L	1.39 NTU	154.3 mV	32.74 ft	170.00 ml/min
8/3/2023 4:11 PM	10:00	6.24 pH	21.72 °C	129.24 µS/cm	5.41 mg/L	1.15 NTU	147.2 mV	32.74 ft	170.00 ml/min
8/3/2023 4:16 PM	15:00	6.24 pH	21.54 °C	129.55 µS/cm	5.41 mg/L	1.26 NTU	144.1 mV	32.74 ft	170.00 ml/min
8/3/2023 4:21 PM	20:00	6.24 pH	21.49 °C	130.51 µS/cm	5.41 mg/L	1.11 NTU	141.6 mV	32.75 ft	170.00 ml/min

Samples

Sample ID:	Description:
SCH-GWA-16	

Low-Flow Test Report:

Test Date / Time: 8/3/2023 4:01:59 PM

Project: Project Plant Scherer SA 2/23

Operator Name: T. Eason

Location Name: SCH-GWA-17 Well Diameter: 2 in Casing Type: PVC Screen Length: 10 ft Top of Screen: 36.76 ft Total Depth: 46.76 ft Initial Depth to Water: 29.49 ft	Pump Type: Dedicated QED Tubing Type: Polyethylene Pump Intake From TOC: 41.76 ft Estimated Total Volume Pumped: 4000 ml Flow Cell Volume: 90 ml Final Flow Rate: 200 ml/min Final Draw Down: 0.27 ft	Instrument Used: Aqua TROLL 400 Serial Number: 728634
---	--	--

Test Notes:

Low-Flow Readings:

Date Time	Elapsed Time	pH	Temperature	Specific Conductivity	RDO Concentration	Turbidity	ORP	Depth to Water	Flow
		+/- 0.1	+/- 0.5	+/- 5 %	+/- 10 %	+/- 10	+/- 10	+/- 0.3	
8/3/2023 4:01 PM	00:00	6.85 pH	25.26 °C	92.28 µS/cm	6.77 mg/L	1.71 NTU	76.9 mV	29.66 ft	200.00 ml/min
8/3/2023 4:06 PM	05:00	6.36 pH	21.39 °C	97.62 µS/cm	6.97 mg/L	1.17 NTU	76.0 mV	29.76 ft	200.00 ml/min
8/3/2023 4:11 PM	10:00	6.25 pH	20.74 °C	98.42 µS/cm	6.84 mg/L	0.77 NTU	76.7 mV	29.76 ft	200.00 ml/min
8/3/2023 4:16 PM	15:00	6.23 pH	20.33 °C	100.81 µS/cm	6.75 mg/L	0.60 NTU	77.1 mV	29.76 ft	200.00 ml/min
8/3/2023 4:21 PM	20:00	6.22 pH	20.28 °C	102.57 µS/cm	6.70 mg/L	0.60 NTU	77.6 mV	29.76 ft	200.00 ml/min

Samples

Sample ID:	Description:
SCH-GWA-17	

Low-Flow Test Report:

Test Date / Time: 8/9/2023 12:00:49 PM

Project: Project Plant Scherer SA 2/23

Operator Name: RBolding

Location Name: SCH-GWC-18 Well Diameter: 2 in Casing Type: PVC Screen Length: 10 ft Top of Screen: 61.25 ft Total Depth: 71.25 ft Initial Depth to Water: 33.49 ft	Pump Type: Dedicated bladder Tubing Type: PE Pump Intake From TOC: 62.46 ft Estimated Total Volume Pumped: 5160 ml Flow Cell Volume: 90 ml Final Flow Rate: 200 ml/min Final Draw Down: 0.66 ft	Instrument Used: Aqua TROLL 400 Serial Number: 850767
---	--	--

Test Notes:

Weather Conditions:

83F Sunny

Low-Flow Readings:

Date Time	Elapsed Time	pH	Temperature	Specific Conductivity	RDO Concentration	Turbidity	ORP	Depth to Water	Flow
		+/- 0.1	+/- 0.5	+/- 5 %	+/- 10 %	+/- 10	+/- 5 %	+/- 0.3	
8/9/2023 12:00 PM	00:00	6.62 pH	30.74 °C	104.26 µS/cm	5.05 mg/L	4.75 NTU	44.8 mV	33.49 ft	200.00 ml/min
8/9/2023 12:05 PM	05:00	6.45 pH	21.93 °C	119.41 µS/cm	6.24 mg/L	1.72 NTU	39.9 mV	34.16 ft	200.00 ml/min
8/9/2023 12:09 PM	08:34	6.44 pH	21.69 °C	119.67 µS/cm	6.29 mg/L	2.50 NTU	39.9 mV	34.18 ft	200.00 ml/min
8/9/2023 12:11 PM	10:48	6.43 pH	21.65 °C	119.74 µS/cm	6.37 mg/L	2.59 NTU	38.7 mV	34.19 ft	200.00 ml/min
8/9/2023 12:16 PM	15:48	6.42 pH	21.77 °C	120.60 µS/cm	6.37 mg/L	2.47 NTU	40.2 mV	34.18 ft	200.00 ml/min
8/9/2023 12:21 PM	20:48	6.42 pH	21.55 °C	119.68 µS/cm	6.34 mg/L	2.65 NTU	41.2 mV	34.16 ft	200.00 ml/min
8/9/2023 12:26 PM	25:48	6.41 pH	21.33 °C	119.16 µS/cm	6.26 mg/L	2.62 NTU	43.0 mV	34.15 ft	200.00 ml/min

Samples

Sample ID:	Description:
------------	--------------

Low-Flow Test Report:

Test Date / Time: 8/8/2023 4:00:12 PM

Project: Project Plant Scherer SA 2/23

Operator Name: RBolding

Location Name: SCH-GWC-19 Well Diameter: 2 in Casing Type: PVC Screen Length: 10 ft Top of Screen: 52.75 ft Total Depth: 62.75 ft Initial Depth to Water: 37.81 ft	Pump Type: Dedicated bladder Tubing Type: PE Pump Intake From TOC: 54.51 ft Estimated Total Volume Pumped: 4963.333 ml Flow Cell Volume: 90 ml Final Flow Rate: 200 ml/min Final Draw Down: 1.83 ft	Instrument Used: Aqua TROLL 400 Serial Number: 850767
---	--	--

Test Notes:

Weather Conditions:

90 F cloudy

Low-Flow Readings:

Date Time	Elapsed Time	pH	Temperature	Specific Conductivity	RDO Concentration	Turbidity	ORP	Depth to Water	Flow
		+/- 0.1	+/- 0.5	+/- 5 %	+/- 10 %	+/- 10	+/- 5 %	+/- 0.3	
8/8/2023 4:00 PM	00:00	6.61 pH	25.03 °C	173.90 µS/cm	4.87 mg/L	1.24 NTU	59.4 mV	37.81 ft	200.00 ml/min
8/8/2023 4:01 PM	01:12	6.46 pH	23.00 °C	179.78 µS/cm	4.97 mg/L	0.85 NTU	57.0 mV	39.02 ft	200.00 ml/min
8/8/2023 4:06 PM	06:12	6.37 pH	21.41 °C	184.84 µS/cm	5.00 mg/L	0.33 NTU	57.2 mV	39.53 ft	200.00 ml/min
8/8/2023 4:17 PM	16:50	6.33 pH	20.84 °C	184.33 µS/cm	5.02 mg/L	0.43 NTU	60.6 mV	39.64 ft	200.00 ml/min
8/8/2023 4:22 PM	21:50	6.32 pH	20.90 °C	184.32 µS/cm	4.90 mg/L	0.45 NTU	60.8 mV	39.64 ft	200.00 ml/min
8/8/2023 4:25 PM	24:49	6.32 pH	20.83 °C	183.08 µS/cm	4.89 mg/L	0.48 NTU	61.4 mV	39.64 ft	200.00 ml/min

Samples

Sample ID:	Description:
------------	--------------

Low-Flow Test Report:

Test Date / Time: 8/8/2023 2:25:22 PM

Project: Project Plant Scherer SA 2/23

Operator Name: RBolding

Location Name: SCH-GWC-20 Well Diameter: 2 in Casing Type: PVC Screen Length: 10 ft Top of Screen: 62.7 ft Total Depth: 72.7 ft Initial Depth to Water: 44.3 ft	Pump Type: Dedicated bladder Tubing Type: PE Pump Intake From TOC: 64.76 ft Estimated Total Volume Pumped: 4711.667 ml Flow Cell Volume: 90 ml Final Flow Rate: 175 ml/min Final Draw Down: 0.28 ft	Instrument Used: Aqua TROLL 400 Serial Number: 850767
--	--	--

Test Notes:

Weather Conditions:

Sunny 92F

Low-Flow Readings:

Date Time	Elapsed Time	pH	Temperature	Specific Conductivity	RDO Concentration	Turbidity	ORP	Depth to Water	Flow
		+/- 0.1	+/- 0.5	+/- 5 %	+/- 10 %	+/- 10	+/- 5 %	+/- 0.3	
8/8/2023 2:25 PM	00:00	7.55 pH	31.19 °C	145.99 µS/cm	5.44 mg/L	2.01 NTU	34.9 mV	44.30 ft	100.00 ml/min
8/8/2023 2:30 PM	05:00	6.78 pH	22.62 °C	152.10 µS/cm	5.90 mg/L	2.05 NTU	56.0 mV	44.54 ft	175.00 ml/min
8/8/2023 2:35 PM	10:00	6.68 pH	21.20 °C	155.49 µS/cm	6.05 mg/L	4.84 NTU	59.2 mV	44.58 ft	175.00 ml/min
8/8/2023 2:37 PM	12:07	6.66 pH	21.03 °C	154.88 µS/cm	6.07 mg/L	3.07 NTU	60.3 mV	44.60 ft	175.00 ml/min
8/8/2023 2:39 PM	14:04	6.63 pH	21.12 °C	143.42 µS/cm	6.06 mg/L	2.43 NTU	61.9 mV	44.62 ft	175.00 ml/min
8/8/2023 2:44 PM	19:04	6.61 pH	21.42 °C	155.98 µS/cm	6.13 mg/L	3.21 NTU	61.6 mV	44.58 ft	175.00 ml/min
8/8/2023 2:49 PM	24:04	6.60 pH	21.44 °C	156.74 µS/cm	6.11 mg/L	3.01 NTU	63.8 mV	44.58 ft	175.00 ml/min
8/8/2023 2:54 PM	29:04	6.59 pH	21.64 °C	156.66 µS/cm	6.09 mg/L	2.50 NTU	64.2 mV	44.58 ft	175.00 ml/min

Samples

Sample ID:	Description:
------------	--------------

Low-Flow Test Report:

Test Date / Time: 8/2/2023 4:37:11 PM

Project: Plant Scherer S2 2023

Operator Name: T. Eason

Location Name: SCH-GWA-21 Well Diameter: 2 in Casing Type: PVC Screen Length: 10 ft Top of Screen: 10.6 ft Total Depth: 20.6 ft Initial Depth to Water: 5.67 ft	Pump Type: Dedicated QED Tubing Type: Polyethylene Pump Intake From TOC: 15.6 ft Estimated Total Volume Pumped: 5587.5 ml Flow Cell Volume: 90 ml Final Flow Rate: 250 ml/min Final Draw Down: 0.57 ft	Instrument Used: Aqua TROLL 400 Serial Number: 728634
--	---	--

Test Notes:

Low-Flow Readings:

Date Time	Elapsed Time	pH	Temperature	Specific Conductivity	RDO Concentration	Turbidity	ORP	Depth to Water	Flow
		+/- 0.1	+/- 0.5	+/- 5 %	+/- 10 %	+/- 10	+/- 10	+/- 0.3	
8/2/2023 4:37 PM	00:00	6.32 pH	21.34 °C	99.51 µS/cm	2.54 mg/L	6.05 NTU	55.3 mV	6.13 ft	250.00 ml/min
8/2/2023 4:39 PM	02:21	6.09 pH	19.52 °C	98.98 µS/cm	2.79 mg/L	4.67 NTU	56.4 mV	6.21 ft	250.00 ml/min
8/2/2023 4:44 PM	07:21	5.96 pH	18.88 °C	97.73 µS/cm	3.02 mg/L	3.56 NTU	57.5 mV	6.22 ft	250.00 ml/min
8/2/2023 4:49 PM	12:21	5.91 pH	19.12 °C	97.74 µS/cm	2.96 mg/L	3.09 NTU	58.2 mV	6.22 ft	250.00 ml/min
8/2/2023 4:54 PM	17:21	5.86 pH	19.30 °C	97.54 µS/cm	3.00 mg/L	2.32 NTU	62.1 mV	6.24 ft	250.00 ml/min
8/2/2023 4:59 PM	22:21	5.86 pH	19.27 °C	97.28 µS/cm	3.02 mg/L	1.73 NTU	61.4 mV	6.24 ft	250.00 ml/min

Samples

Sample ID:	Description:
SCH-GWA-21	

Low-Flow Test Report:

Test Date / Time: 8/3/2023 3:14:14 PM

Project: Project Plant Scherer SA 2/23

Operator Name: RBolding

Location Name: SCH-GWA-22 Well Diameter: 2 in Casing Type: PVC Screen Length: 10 ft Top of Screen: 31.5 ft Total Depth: 41.5 ft Initial Depth to Water: 24.69 ft	Pump Type: Peristaltic Tubing Type: PE Pump Intake From TOC: 36.5 ft Estimated Total Volume Pumped: 15400 ml Flow Cell Volume: 90 ml Final Flow Rate: 120 ml/min Final Draw Down: 0.1 ft	Instrument Used: Aqua TROLL 400 Serial Number: 850767
---	---	--

Test Notes: File name for this well purge was initially issued under well name: SCH-GWA-47 - name carried forward from well purged earlier in the day.

Weather Conditions:

Sunny 90F

Low-Flow Readings:

Date Time	Elapsed Time	pH	Temperature	Specific Conductivity	RDO Concentration	Turbidity	ORP	Depth to Water	Flow
		+/- 0.1	+/- 0.5	+/- 5 %	+/- 10 %	+/- 10	+/- 5 %	+/- 0.3	
8/3/2023 3:14 PM	00:00	5.87 pH	22.95 °C	80.34 µS/cm	3.31 mg/L	212.00 NTU	34.0 mV	24.69 ft	200.00 ml/min
8/3/2023 3:19 PM	05:00	5.87 pH	22.72 °C	80.10 µS/cm	3.34 mg/L	139.00 NTU	34.9 mV	24.71 ft	100.00 ml/min
8/3/2023 3:24 PM	10:00	5.86 pH	22.36 °C	79.40 µS/cm	3.27 mg/L	44.50 NTU	35.5 mV	24.73 ft	100.00 ml/min
8/3/2023 3:29 PM	15:00	5.85 pH	22.07 °C	79.64 µS/cm	3.32 mg/L	48.40 NTU	36.1 mV	24.75 ft	100.00 ml/min
8/3/2023 3:34 PM	20:00	5.86 pH	21.82 °C	79.98 µS/cm	3.29 mg/L	38.80 NTU	36.3 mV	24.75 ft	100.00 ml/min
8/3/2023 3:39 PM	25:00	5.86 pH	21.56 °C	80.39 µS/cm	3.34 mg/L	33.80 NTU	37.1 mV	24.71 ft	100.00 ml/min
8/3/2023 3:44 PM	30:00	5.86 pH	21.38 °C	81.17 µS/cm	3.28 mg/L	32.90 NTU	36.8 mV	24.75 ft	100.00 ml/min
8/3/2023 3:49 PM	35:00	5.87 pH	21.64 °C	81.51 µS/cm	3.30 mg/L	27.80 NTU	35.3 mV	24.78 ft	120.00 ml/min
8/3/2023 3:54 PM	40:00	5.88 pH	21.39 °C	81.83 µS/cm	3.30 mg/L	22.30 NTU	37.2 mV	24.79 ft	120.00 ml/min
8/3/2023 3:59 PM	45:00	5.89 pH	21.26 °C	83.18 µS/cm	3.34 mg/L	20.60 NTU	37.1 mV	24.79 ft	120.00 ml/min
8/3/2023 4:04 PM	50:00	5.86 pH	21.19 °C	83.23 µS/cm	3.35 mg/L	18.80 NTU	37.4 mV	24.79 ft	120.00 ml/min
8/3/2023 4:09 PM	55:00	5.88 pH	21.04 °C	83.69 µS/cm	3.34 mg/L	15.50 NTU	37.1 mV	24.79 ft	120.00 ml/min
8/3/2023 4:14 PM	01:00:00	5.87 pH	21.08 °C	82.70 µS/cm	3.32 mg/L	13.30 NTU	38.1 mV	24.78 ft	120.00 ml/min

8/3/2023 4:19 PM	01:05:00	5.89 pH	21.00 °C	84.70 µS/cm	3.37 mg/L	13.30 NTU	35.8 mV	24.78 ft	120.00 ml/min
8/3/2023 4:24 PM	01:10:00	5.90 pH	20.97 °C	84.96 µS/cm	3.37 mg/L	13.10 NTU	37.5 mV	24.78 ft	120.00 ml/min
8/3/2023 4:29 PM	01:15:00	5.91 pH	21.02 °C	85.54 µS/cm	3.36 mg/L	10.70 NTU	38.4 mV	24.78 ft	120.00 ml/min
8/3/2023 4:34 PM	01:20:00	5.92 pH	21.02 °C	85.79 µS/cm	3.40 mg/L	10.10 NTU	37.5 mV	24.78 ft	120.00 ml/min
8/3/2023 4:39 PM	01:25:00	5.92 pH	21.17 °C	86.92 µS/cm	3.38 mg/L	9.60 NTU	39.2 mV	24.78 ft	120.00 ml/min
8/3/2023 4:44 PM	01:30:00	5.93 pH	21.14 °C	87.37 µS/cm	3.38 mg/L	9.17 NTU	39.4 mV	24.78 ft	120.00 ml/min
8/3/2023 4:49 PM	01:35:00	5.95 pH	20.93 °C	90.63 µS/cm	3.42 mg/L	8.36 NTU	36.1 mV	24.78 ft	120.00 ml/min
8/3/2023 4:54 PM	01:40:00	5.97 pH	20.94 °C	90.59 µS/cm	3.40 mg/L	7.02 NTU	39.6 mV	24.78 ft	120.00 ml/min
8/3/2023 4:59 PM	01:45:00	5.98 pH	21.20 °C	90.23 µS/cm	3.46 mg/L	5.90 NTU	40.7 mV	24.79 ft	120.00 ml/min
8/3/2023 5:04 PM	01:50:00	5.99 pH	20.97 °C	90.68 µS/cm	3.46 mg/L	6.31 NTU	42.9 mV	24.79 ft	120.00 ml/min
8/3/2023 5:09 PM	01:55:00	6.00 pH	20.80 °C	91.39 µS/cm	3.50 mg/L	5.10 NTU	41.4 mV	24.79 ft	120.00 ml/min
8/3/2023 5:14 PM	02:00:00	5.99 pH	20.99 °C	92.44 µS/cm	3.49 mg/L	4.71 NTU	45.6 mV	24.79 ft	120.00 ml/min
8/3/2023 5:19 PM	02:05:00	5.99 pH	20.94 °C	92.28 µS/cm	3.47 mg/L	4.30 NTU	42.8 mV	24.79 ft	120.00 ml/min
8/3/2023 5:24 PM	02:10:00	6.03 pH	20.66 °C	93.99 µS/cm	3.50 mg/L	3.37 NTU	42.0 mV	24.79 ft	120.00 ml/min

Samples

Sample ID:	Description:
------------	--------------

Low-Flow Test Report:

Test Date / Time: 8/3/2023 2:20:39 PM

Project: Scherer SAGW02 2023 (8)

Operator Name: Patrick Wahl

Location Name: SCH-GWC-29 Well Diameter: 2 in Casing Type: PVC Screen Length: 10 ft Top of Screen: 17 ft Total Depth: 27 ft Initial Depth to Water: 6.15 ft	Pump Type: Dedicated Bladder Tubing Type: LDPE Pump Intake From TOC: 22 ft Estimated Total Volume Pumped: 4600 ml Flow Cell Volume: 90 ml Final Flow Rate: 230 ml/min Final Draw Down: 0.2 ft	Instrument Used: Aqua TROLL 400 Serial Number: 968202
--	--	--

Test Notes:

Low-Flow Readings:

Date Time	Elapsed Time	pH	Temperature	Specific Conductivity	RDO Concentration	Turbidity	ORP	Depth to Water	Flow
		+/- 0.1	+/- 0.5	+/- 5 %	+/- 10 %	+/- 5	+/- 10	+/- 0.3	
8/3/2023 2:20 PM	00:00	5.82 pH	28.54 °C	189.47 µS/cm	3.76 mg/L	1.93 NTU	133.5 mV	6.34 ft	230.00 ml/min
8/3/2023 2:25 PM	05:00	5.91 pH	22.17 °C	197.16 µS/cm	0.52 mg/L	1.89 NTU	222.3 mV	6.36 ft	230.00 ml/min
8/3/2023 2:30 PM	10:00	5.93 pH	21.93 °C	196.43 µS/cm	0.30 mg/L	1.64 NTU	487.6 mV	6.38 ft	230.00 ml/min
8/3/2023 2:35 PM	15:00	5.93 pH	22.01 °C	196.66 µS/cm	0.21 mg/L	1.20 NTU	518.7 mV	6.37 ft	230.00 ml/min
8/3/2023 2:40 PM	20:00	5.94 pH	21.99 °C	197.67 µS/cm	0.16 mg/L	1.19 NTU	413.1 mV	6.35 ft	230.00 ml/min

Samples

Sample ID:	Description:
SCH-GWC-29	

Low-Flow Test Report:

Test Date / Time: 8/3/2023 9:37:54 AM

Project: Scherer SAGW02 2023 (4)

Operator Name: M. Mann

Location Name: SCG-GWA-45 Well Diameter: 2 in Casing Type: PVC Screen Length: 10 ft Top of Screen: 26 ft Total Depth: 36 ft Initial Depth to Water: 16.93 ft	Pump Type: Dedicated Bladder Tubing Type: LDPE Pump Intake From TOC: 31 ft Estimated Total Volume Pumped: 4400 ml Flow Cell Volume: 90 ml Final Flow Rate: 220 ml/min Final Draw Down: 0.97 ft	Instrument Used: Aqua TROLL 400 Serial Number: 980712
---	---	--

Test Notes:

Weather Conditions:

Sunny

Low-Flow Readings:

Date Time	Elapsed Time	pH	Temperature	Specific Conductivity	RDO Concentration	Turbidity	ORP	Depth to Water	Flow
		+/- 0.1	+/- 0.5	+/- 5 %	+/- 10 %	+/- 5	+/- 10	+/- 0.3	
8/3/2023 9:37 AM	00:00	6.73 pH	25.07 °C	454.91 µS/cm	6.77 mg/L	2.61 NTU	110.2 mV	16.93 ft	220.00 ml/min
8/3/2023 9:42 AM	05:00	5.91 pH	20.33 °C	459.28 µS/cm	1.06 mg/L	21.00 NTU	107.7 mV	17.80 ft	220.00 ml/min
8/3/2023 9:47 AM	10:00	5.92 pH	20.07 °C	460.25 µS/cm	0.78 mg/L	9.66 NTU	101.5 mV	17.84 ft	220.00 ml/min
8/3/2023 9:52 AM	15:00	5.91 pH	20.20 °C	459.88 µS/cm	0.49 mg/L	5.36 NTU	97.9 mV	17.87 ft	220.00 ml/min
8/3/2023 9:57 AM	20:00	5.93 pH	19.99 °C	456.86 µS/cm	0.36 mg/L	3.42 NTU	95.6 mV	17.90 ft	220.00 ml/min

Samples

Sample ID:	Description:
SCH-GWA-45	

Low-Flow Test Report:

Test Date / Time: 8/3/2023 10:07:57 AM

Project: Project Plant Scherer SA 2/23

Operator Name: RBolding

Location Name: SCH-GWA-46 Well Diameter: 2 in Casing Type: PVC Screen Length: 10 ft Top of Screen: 37 ft Total Depth: 47 ft Initial Depth to Water: 31.59 ft	Pump Type: Dedicated bladder Tubing Type: PE Pump Intake From TOC: 38.44 ft Estimated Total Volume Pumped: 5100 ml Flow Cell Volume: 90 ml Final Flow Rate: 170 ml/min Final Draw Down: 0.42 ft	Instrument Used: Aqua TROLL 400 Serial Number: 850767
---	--	--

Test Notes:

Weather Conditions:

Cloudy 80F

Low-Flow Readings:

Date Time	Elapsed Time	pH	Temperature	Specific Conductivity	RDO Concentration	Turbidity	ORP	Depth to Water	Flow
		+/- 0.1	+/- 0.5	+/- 5 %	+/- 10 %	+/- 10	+/- 5 %	+/- 0.3	
8/3/2023 10:08 AM	00:00	7.85 pH	26.03 °C	85.16 µS/cm	6.23 mg/L	1.57 NTU	-0.2 mV	31.89 ft	170.00 ml/min
8/3/2023 10:13 AM	05:00	6.25 pH	21.73 °C	79.41 µS/cm	3.49 mg/L	2.59 NTU	62.2 mV	31.98 ft	170.00 ml/min
8/3/2023 10:18 AM	10:00	5.95 pH	19.95 °C	76.47 µS/cm	2.20 mg/L	1.89 NTU	68.7 mV	32.04 ft	170.00 ml/min
8/3/2023 10:23 AM	15:00	5.89 pH	19.77 °C	76.83 µS/cm	2.03 mg/L	1.13 NTU	65.4 mV	32.02 ft	170.00 ml/min
8/3/2023 10:28 AM	20:00	5.87 pH	19.77 °C	76.92 µS/cm	1.86 mg/L	1.14 NTU	64.4 mV	32.03 ft	170.00 ml/min
8/3/2023 10:33 AM	25:00	5.86 pH	19.68 °C	77.44 µS/cm	1.77 mg/L	0.89 NTU	63.9 mV	32.01 ft	170.00 ml/min
8/3/2023 10:38 AM	30:00	5.84 pH	19.78 °C	77.63 µS/cm	1.76 mg/L	0.64 NTU	63.7 mV	32.01 ft	170.00 ml/min

Samples

Sample ID:	Description:
------------	--------------

Low-Flow Test Report:

Test Date / Time: 8/3/2023 11:50:47 AM

Project: Project Plant Scherer SA 2/23

Operator Name: RBolding

Location Name: SCH-GWA-47 Well Diameter: 2 in Casing Type: PVC Screen Length: 10 ft Top of Screen: 46.55 ft Total Depth: 56.55 ft Initial Depth to Water: 38.63 ft	Pump Type: Dedicated bladder Tubing Type: PE Pump Intake From TOC: 48.02 ft Estimated Total Volume Pumped: 3500 ml Flow Cell Volume: 90 ml Final Flow Rate: 120 ml/min Final Draw Down: 1.02 ft	Instrument Used: Aqua TROLL 400 Serial Number: 850767
---	--	--

Test Notes:

Weather Conditions:

85F cloudy

Low-Flow Readings:

Date Time	Elapsed Time	pH	Temperature	Specific Conductivity	RDO Concentration	Turbidity	ORP	Depth to Water	Flow
		+/- 0.1	+/- 0.5	+/- 5 %	+/- 10 %	+/- 10	+/- 5 %	+/- 0.3	
8/3/2023 11:50 AM	00:00	6.66 pH	26.11 °C	131.02 µS/cm	6.96 mg/L	0.64 NTU	26.1 mV	38.63 ft	100.00 ml/min
8/3/2023 11:55 AM	05:00	6.51 pH	21.41 °C	134.05 µS/cm	5.64 mg/L	1.61 NTU	39.6 mV	39.50 ft	120.00 ml/min
8/3/2023 12:00 PM	10:00	6.45 pH	20.93 °C	137.28 µS/cm	5.52 mg/L	1.43 NTU	45.9 mV	39.64 ft	120.00 ml/min
8/3/2023 12:05 PM	15:00	6.43 pH	21.63 °C	137.65 µS/cm	5.42 mg/L	1.20 NTU	49.1 mV	39.65 ft	120.00 ml/min
8/3/2023 12:10 PM	20:00	6.42 pH	22.00 °C	136.56 µS/cm	5.24 mg/L	1.08 NTU	51.0 mV	39.59 ft	120.00 ml/min
8/3/2023 12:15 PM	25:00	6.42 pH	21.55 °C	136.43 µS/cm	5.29 mg/L	1.01 NTU	52.2 mV	39.64 ft	120.00 ml/min
8/3/2023 12:20 PM	30:00	6.42 pH	21.44 °C	135.67 µS/cm	5.24 mg/L	0.84 NTU	53.1 mV	39.65 ft	120.00 ml/min

Samples

Sample ID:	Description:
------------	--------------

Low-Flow Test Report:

Test Date / Time: 8/3/2023 12:37:21 PM

Project: Plant Scherer S2 2023

Operator Name: T. Eason

Location Name: SCH-GWA-48 Well Diameter: 2 in Casing Type: PVC Screen Length: 10 ft Top of Screen: 63.92 ft Total Depth: 73.92 ft Initial Depth to Water: 36.61 ft	Pump Type: Dedicated QED Tubing Type: Polyethylene Pump Intake From TOC: 68.92 ft Estimated Total Volume Pumped: 4850 ml Flow Cell Volume: 90 ml Final Flow Rate: 200 ml/min Final Draw Down: 2 ft	Instrument Used: Aqua TROLL 400 Serial Number: 728634
---	---	--

Test Notes:

Low-Flow Readings:

Date Time	Elapsed Time	pH	Temperature	Specific Conductivity	RDO Concentration	Turbidity	ORP	Depth to Water	Flow
		+/- 0.1	+/- 0.5	+/- 5 %	+/- 10 %	+/- 10	+/- 10	+/- 0.3	
8/3/2023 12:37 PM	00:00	6.87 pH	24.37 °C	113.27 µS/cm	5.20 mg/L	4.12 NTU	78.7 mV	37.45 ft	300.00 ml/min
8/3/2023 12:42 PM	05:00	6.87 pH	17.80 °C	123.23 µS/cm	5.46 mg/L	2.50 NTU	76.2 mV	39.35 ft	270.00 ml/min
8/3/2023 12:47 PM	10:00	6.85 pH	18.88 °C	125.99 µS/cm	5.68 mg/L	0.79 NTU	75.9 mV	38.16 ft	200.00 ml/min
8/3/2023 12:52 PM	15:00	6.84 pH	18.85 °C	122.79 µS/cm	5.43 mg/L	0.77 NTU	77.4 mV	38.38 ft	200.00 ml/min
8/3/2023 12:57 PM	20:00	6.84 pH	18.26 °C	122.88 µS/cm	5.45 mg/L	1.87 NTU	77.7 mV	38.61 ft	200.00 ml/min

Samples

Sample ID:	Description:
SCH-GWA-48	

Low-Flow Test Report:

Test Date / Time: 8/3/2023 9:25:05 AM

Project: Plant Scherer S2 2023

Operator Name: T. Eason

Location Name: SCH-GWA-49 Well Diameter: 2 in Casing Type: PVC Screen Length: 10 ft Top of Screen: 31 ft Total Depth: 41 ft Initial Depth to Water: 12.6 ft	Pump Type: Dedicated QED Tubing Type: Polyethylene Pump Intake From TOC: 36 ft Estimated Total Volume Pumped: 18100 ml Flow Cell Volume: 90 ml Final Flow Rate: 215 ml/min Final Draw Down: 0.03 ft	Instrument Used: Aqua TROLL 400 Serial Number: 728634
--	--	--

Test Notes:

Low-Flow Readings:

Date Time	Elapsed Time	pH	Temperature	Specific Conductivity	RDO Concentration	Turbidity	ORP	Depth to Water	Flow
		+/- 0.1	+/- 0.5	+/- 5 %	+/- 10 %	+/- 10	+/- 10	+/- 0.3	
8/3/2023 9:25 AM	00:00	7.10 pH	18.59 °C	150.30 µS/cm	7.01 mg/L	6.76 NTU	71.4 mV	12.60 ft	220.00 ml/min
8/3/2023 9:30 AM	05:00	7.00 pH	17.41 °C	152.98 µS/cm	7.12 mg/L	13.10 NTU	77.3 mV	12.64 ft	220.00 ml/min
8/3/2023 9:35 AM	10:00	6.96 pH	17.06 °C	153.39 µS/cm	7.14 mg/L	17.70 NTU	79.4 mV	12.73 ft	210.00 ml/min
8/3/2023 9:40 AM	15:00	6.90 pH	16.89 °C	154.57 µS/cm	7.20 mg/L	11.90 NTU	86.2 mV	12.73 ft	210.00 ml/min
8/3/2023 9:45 AM	20:00	6.89 pH	16.95 °C	154.45 µS/cm	7.20 mg/L	10.90 NTU	87.0 mV	12.73 ft	210.00 ml/min
8/3/2023 9:50 AM	25:00	6.88 pH	16.98 °C	154.02 µS/cm	7.15 mg/L	9.75 NTU	87.2 mV	12.73 ft	210.00 ml/min
8/3/2023 9:55 AM	30:00	6.88 pH	17.26 °C	153.69 µS/cm	7.10 mg/L	10.10 NTU	84.5 mV	12.73 ft	210.00 ml/min
8/3/2023 10:00 AM	35:00	6.88 pH	16.95 °C	153.87 µS/cm	7.14 mg/L	9.24 NTU	79.0 mV	12.73 ft	210.00 ml/min
8/3/2023 10:05 AM	40:00	6.88 pH	17.05 °C	153.90 µS/cm	7.12 mg/L	10.10 NTU	84.0 mV	12.73 ft	210.00 ml/min
8/3/2023 10:10 AM	45:00	6.89 pH	17.00 °C	154.83 µS/cm	7.19 mg/L	8.99 NTU	84.0 mV	12.73 ft	210.00 ml/min
8/3/2023 10:15 AM	50:00	6.89 pH	16.99 °C	154.47 µS/cm	7.12 mg/L	7.03 NTU	83.9 mV	12.73 ft	210.00 ml/min
8/3/2023 10:20 AM	55:00	6.89 pH	17.24 °C	153.97 µS/cm	7.02 mg/L	6.24 NTU	81.4 mV	12.63 ft	215.00 ml/min
8/3/2023 10:25 AM	01:00:00	6.87 pH	17.08 °C	154.65 µS/cm	7.05 mg/L	5.59 NTU	85.1 mV	12.63 ft	215.00 ml/min
8/3/2023 10:30 AM	01:05:00	6.87 pH	17.26 °C	154.10 µS/cm	7.01 mg/L	5.60 NTU	85.1 mV	12.63 ft	215.00 ml/min
8/3/2023 10:35 AM	01:10:00	6.87 pH	17.23 °C	154.06 µS/cm	7.02 mg/L	6.36 NTU	85.1 mV	12.63 ft	215.00 ml/min

8/3/2023 10:40 AM	01:15:00	6.86 pH	17.27 °C	154.32 µS/cm	6.98 mg/L	6.32 NTU	85.7 mV	12.63 ft	215.00 ml/min
8/3/2023 10:45 AM	01:20:00	6.87 pH	17.20 °C	154.28 µS/cm	6.99 mg/L	6.30 NTU	85.1 mV	12.63 ft	215.00 ml/min
8/3/2023 10:50 AM	01:25:00	6.88 pH	17.21 °C	154.56 µS/cm	7.05 mg/L	4.99 NTU	84.6 mV	12.63 ft	215.00 ml/min

Samples

Sample ID:	Description:
SCH-GWA-49	

Low-Flow Test Report:

Test Date / Time: 8/3/2023 9:26:45 AM

Project: Scherer SAGW02 2023 (7)

Operator Name: Patrick Wahl

Location Name: SCH-GWC-50 Well Diameter: 2 in Casing Type: PVC Screen Length: 10 ft Top of Screen: 26.3 ft Total Depth: 36.3 ft Initial Depth to Water: 9.38 ft	Pump Type: Dedicated Bladder Tubing Type: LDPE Pump Intake From TOC: 31.3 ft Estimated Total Volume Pumped: 43000 ml Flow Cell Volume: 90 ml Final Flow Rate: 140 ml/min Final Draw Down: 0.38 ft	Instrument Used: Aqua TROLL 400 Serial Number: 968202
--	--	--

Test Notes:

Low-Flow Readings:

Date Time	Elapsed Time	pH	Temperature	Specific Conductivity	RDO Concentration	Turbidity	ORP	Depth to Water	Flow
		+/- 0.1	+/- 0.5	+/- 5 %	+/- 10 %	+/- 5	+/- 10	+/- 0.3	
8/3/2023 9:26 AM	00:00	5.95 pH	24.09 °C	84.66 µS/cm	3.27 mg/L	3.59 NTU	168.7 mV	9.82 ft	240.00 ml/min
8/3/2023 9:31 AM	05:00	5.76 pH	20.39 °C	85.20 µS/cm	0.50 mg/L	8.33 NTU	360.4 mV	10.00 ft	180.00 ml/min
8/3/2023 9:36 AM	10:00	5.77 pH	20.55 °C	85.42 µS/cm	0.22 mg/L	11.00 NTU	413.4 mV	9.90 ft	180.00 ml/min
8/3/2023 9:41 AM	15:00	5.79 pH	20.55 °C	85.80 µS/cm	0.18 mg/L	14.00 NTU	437.6 mV	9.88 ft	180.00 ml/min
8/3/2023 9:46 AM	20:00	5.78 pH	20.53 °C	85.78 µS/cm	0.19 mg/L	13.50 NTU	450.5 mV	9.88 ft	180.00 ml/min
8/3/2023 9:51 AM	25:00	5.79 pH	20.52 °C	85.93 µS/cm	0.19 mg/L	13.70 NTU	454.9 mV	9.89 ft	180.00 ml/min
8/3/2023 9:56 AM	30:00	5.79 pH	20.52 °C	85.85 µS/cm	0.18 mg/L	13.40 NTU	456.2 mV	9.84 ft	180.00 ml/min
8/3/2023 10:01 AM	35:00	5.79 pH	20.50 °C	85.71 µS/cm	0.18 mg/L	10.20 NTU	455.2 mV	9.88 ft	180.00 ml/min
8/3/2023 10:06 AM	40:00	5.80 pH	20.61 °C	86.15 µS/cm	0.20 mg/L	10.10 NTU	457.0 mV	9.87 ft	180.00 ml/min
8/3/2023 10:11 AM	45:00	5.80 pH	20.56 °C	85.92 µS/cm	0.20 mg/L	13.90 NTU	456.7 mV	9.86 ft	180.00 ml/min
8/3/2023 10:16 AM	50:00	5.80 pH	20.56 °C	86.36 µS/cm	0.20 mg/L	10.70 NTU	455.7 mV	9.86 ft	180.00 ml/min
8/3/2023 10:21 AM	55:00	5.80 pH	20.64 °C	86.46 µS/cm	0.21 mg/L	9.04 NTU	458.0 mV	9.87 ft	180.00 ml/min
8/3/2023 10:26 AM	01:00:00	5.81 pH	20.73 °C	86.68 µS/cm	0.22 mg/L	9.17 NTU	456.8 mV	9.87 ft	180.00 ml/min
8/3/2023 10:31 AM	01:05:00	5.81 pH	20.72 °C	86.57 µS/cm	0.23 mg/L	8.90 NTU	455.6 mV	9.88 ft	180.00 ml/min
8/3/2023 10:36 AM	01:10:00	5.82 pH	20.69 °C	87.07 µS/cm	0.24 mg/L	7.70 NTU	458.0 mV	9.85 ft	180.00 ml/min

8/3/2023 10:41 AM	01:15:00	5.82 pH	20.74 °C	86.63 µS/cm	0.23 mg/L	9.98 NTU	457.1 mV	9.87 ft	180.00 ml/min
8/3/2023 10:46 AM	01:20:00	5.82 pH	20.76 °C	86.80 µS/cm	0.24 mg/L	9.92 NTU	458.3 mV	9.86 ft	180.00 ml/min
8/3/2023 10:51 AM	01:25:00	5.83 pH	20.85 °C	87.22 µS/cm	0.26 mg/L	11.30 NTU	460.5 mV	9.85 ft	190.00 ml/min
8/3/2023 10:56 AM	01:30:00	5.83 pH	20.68 °C	87.19 µS/cm	0.27 mg/L	11.30 NTU	461.9 mV	9.92 ft	190.00 ml/min
8/3/2023 11:01 AM	01:35:00	5.83 pH	20.92 °C	87.18 µS/cm	0.27 mg/L	10.20 NTU	464.0 mV	9.83 ft	190.00 ml/min
8/3/2023 11:06 AM	01:40:00	5.84 pH	20.88 °C	87.43 µS/cm	0.34 mg/L	9.82 NTU	465.6 mV	9.84 ft	190.00 ml/min
8/3/2023 11:11 AM	01:45:00	5.82 pH	20.97 °C	88.24 µS/cm	0.34 mg/L	10.20 NTU	465.9 mV	9.70 ft	100.00 ml/min
8/3/2023 11:16 AM	01:50:00	5.83 pH	21.63 °C	87.19 µS/cm	0.58 mg/L	9.27 NTU	461.6 mV	9.67 ft	100.00 ml/min
8/3/2023 11:21 AM	01:55:00	5.85 pH	21.68 °C	87.77 µS/cm	0.54 mg/L	9.99 NTU	460.9 mV	9.68 ft	100.00 ml/min
8/3/2023 11:26 AM	02:00:00	5.85 pH	21.68 °C	87.42 µS/cm	0.50 mg/L	10.80 NTU	465.4 mV	9.67 ft	100.00 ml/min
8/3/2023 11:31 AM	02:05:00	5.85 pH	21.72 °C	87.72 µS/cm	0.46 mg/L	13.50 NTU	462.0 mV	9.65 ft	100.00 ml/min
8/3/2023 11:36 AM	02:10:00	5.85 pH	21.80 °C	87.23 µS/cm	0.43 mg/L	14.60 NTU	464.5 mV	9.71 ft	100.00 ml/min
8/3/2023 11:41 AM	02:15:00	5.85 pH	20.84 °C	87.19 µS/cm	0.29 mg/L	17.10 NTU	466.2 mV	9.71 ft	100.00 ml/min
8/3/2023 11:46 AM	02:20:00	5.86 pH	21.74 °C	88.04 µS/cm	0.35 mg/L	11.80 NTU	457.2 mV	9.55 ft	100.00 ml/min
8/3/2023 11:51 AM	02:25:00	5.86 pH	21.81 °C	88.07 µS/cm	0.40 mg/L	12.30 NTU	453.2 mV	9.56 ft	100.00 ml/min
8/3/2023 11:56 AM	02:30:00	5.87 pH	21.83 °C	87.82 µS/cm	0.41 mg/L	13.00 NTU	459.7 mV	9.58 ft	100.00 ml/min
8/3/2023 12:01 PM	02:35:00	5.88 pH	22.12 °C	88.90 µS/cm	0.46 mg/L	10.40 NTU	461.9 mV	9.58 ft	100.00 ml/min
8/3/2023 12:06 PM	02:40:00	5.88 pH	22.66 °C	88.76 µS/cm	0.45 mg/L	9.11 NTU	458.6 mV	9.58 ft	300.00 ml/min
8/3/2023 12:11 PM	02:45:00	5.85 pH	20.78 °C	85.93 µS/cm	0.49 mg/L	8.85 NTU	473.7 mV	10.00 ft	300.00 ml/min
8/3/2023 12:16 PM	02:50:00	5.87 pH	20.67 °C	87.16 µS/cm	0.35 mg/L	11.20 NTU	454.7 mV	10.01 ft	300.00 ml/min
8/3/2023 12:21 PM	02:55:00	5.86 pH	20.71 °C	86.42 µS/cm	0.32 mg/L	8.71 NTU	461.6 mV	10.02 ft	300.00 ml/min
8/3/2023 12:26 PM	03:00:00	5.84 pH	20.63 °C	86.65 µS/cm	0.32 mg/L	6.48 NTU	474.9 mV	10.00 ft	300.00 ml/min
8/3/2023 12:31 PM	03:05:00	5.86 pH	20.83 °C	86.58 µS/cm	0.32 mg/L	7.24 NTU	464.9 mV	9.96 ft	300.00 ml/min
8/3/2023 12:36 PM	03:10:00	5.86 pH	20.65 °C	87.76 µS/cm	0.38 mg/L	5.91 NTU	473.2 mV	10.08 ft	280.00 ml/min
8/3/2023 12:41 PM	03:15:00	5.87 pH	20.71 °C	86.69 µS/cm	0.34 mg/L	5.66 NTU	461.5 mV	10.10 ft	280.00 ml/min
8/3/2023 12:46 PM	03:20:00	5.87 pH	20.56 °C	87.41 µS/cm	0.39 mg/L	5.78 NTU	470.8 mV	10.11 ft	280.00 ml/min
8/3/2023 12:51 PM	03:25:00	5.89 pH	20.78 °C	87.03 µS/cm	0.40 mg/L	6.23 NTU	461.6 mV	10.16 ft	280.00 ml/min
8/3/2023 12:56 PM	03:30:00	5.88 pH	20.75 °C	87.14 µS/cm	0.40 mg/L	6.74 NTU	468.0 mV	10.13 ft	280.00 ml/min
8/3/2023 1:01 PM	03:35:00	5.86 pH	21.46 °C	88.61 µS/cm	0.44 mg/L	5.56 NTU	467.2 mV	9.85 ft	140.00 ml/min

8/3/2023 1:06 PM	03:40:00	5.89 pH	22.75 °C	87.31 µS/cm	0.45 mg/L	4.56 NTU	461.5 mV	9.78 ft	140.00 ml/min
8/3/2023 1:11 PM	03:45:00	5.88 pH	22.61 °C	86.85 µS/cm	0.44 mg/L	4.53 NTU	478.0 mV	9.74 ft	140.00 ml/min
8/3/2023 1:16 PM	03:50:00	5.89 pH	22.17 °C	87.50 µS/cm	0.48 mg/L	3.80 NTU	467.2 mV	9.76 ft	140.00 ml/min

Samples

Sample ID:	Description:
SCH-GWC-50	

Low-Flow Test Report:

Test Date / Time: 8/3/2023 12:38:28 PM

Project: Scherer SAGW02 2023 (6)

Operator Name: M. Mann

Location Name: SCH-GWC-51 Well Diameter: 2 in Casing Type: PVC Screen Length: 22 ft Top of Screen: 16.8 ft Total Depth: 26.8 ft Initial Depth to Water: 9.32 ft	Pump Type: Peristaltic Tubing Type: LDPE Pump Intake From TOC: 22 ft Estimated Total Volume Pumped: 3000 ml Flow Cell Volume: 90 ml Final Flow Rate: 150 ml/min Final Draw Down: 0.14 ft	Instrument Used: Aqua TROLL 400 Serial Number: 980712
--	---	--

Test Notes:

Weather Conditions:

Sunny

Low-Flow Readings:

Date Time	Elapsed Time	pH	Temperature	Specific Conductivity	RDO Concentration	Turbidity	ORP	Depth to Water	Flow
		+/- 0.1	+/- 0.5	+/- 5 %	+/- 10 %	+/- 5	+/- 10	+/- 0.3	
8/3/2023 12:40 PM	00:00	6.23 pH	31.16 °C	119.74 µS/cm	3.93 mg/L	6.58 NTU	77.1 mV	9.32 ft	150.00 ml/min
8/3/2023 12:45 PM	05:00	5.85 pH	25.07 °C	103.88 µS/cm	0.40 mg/L	3.88 NTU	246.0 mV	9.41 ft	150.00 ml/min
8/3/2023 12:50 PM	10:00	5.85 pH	24.90 °C	103.30 µS/cm	0.25 mg/L	3.07 NTU	359.3 mV	9.46 ft	150.00 ml/min
8/3/2023 12:55 PM	15:00	5.86 pH	25.36 °C	102.22 µS/cm	0.21 mg/L	2.26 NTU	422.1 mV	9.47 ft	150.00 ml/min
8/3/2023 1:00 PM	20:00	5.86 pH	24.84 °C	101.92 µS/cm	0.18 mg/L	2.42 NTU	460.5 mV	9.46 ft	150.00 ml/min

Samples

Sample ID:	Description:
SCH-GWC-51	
SCH-PAC-FD-7	

Low-Flow Test Report:

Test Date / Time: 8/3/2023 2:00:58 PM

Project: Project Plant Scherer SA 2/23

Operator Name: T. Eason

Location Name: SCH-GWC-52 Well Diameter: 2 in Casing Type: PVC Screen Length: 10 ft Top of Screen: 22.8 ft Total Depth: 32.8 ft Initial Depth to Water: 9.46 ft	Pump Type: Dedicated QED Tubing Type: Polyethylene Pump Intake From TOC: 27.8 ft Estimated Total Volume Pumped: 4000 ml Flow Cell Volume: 90 ml Final Flow Rate: 200 ml/min Final Draw Down: 0.25 ft	Instrument Used: Aqua TROLL 400 Serial Number: 728634
--	---	--

Test Notes:

Low-Flow Readings:

Date Time	Elapsed Time	pH	Temperature	Specific Conductivity	RDO Concentration	Turbidity	ORP	Depth to Water	Flow
		+/- 0.1	+/- 0.5	+/- 5 %	+/- 10 %	+/- 10	+/- 10	+/- 0.3	
8/3/2023 2:00 PM	00:00	6.71 pH	20.25 °C	269.54 µS/cm	1.47 mg/L	5.23 NTU	86.0 mV	9.69 ft	200.00 ml/min
8/3/2023 2:05 PM	05:00	6.67 pH	18.44 °C	277.17 µS/cm	0.55 mg/L	2.86 NTU	93.1 mV	9.65 ft	200.00 ml/min
8/3/2023 2:10 PM	10:00	6.65 pH	18.14 °C	275.87 µS/cm	0.53 mg/L	2.34 NTU	97.1 mV	9.65 ft	200.00 ml/min
8/3/2023 2:15 PM	15:00	6.64 pH	18.05 °C	274.30 µS/cm	0.46 mg/L	2.07 NTU	96.3 mV	9.67 ft	200.00 ml/min
8/3/2023 2:20 PM	20:00	6.63 pH	18.32 °C	274.46 µS/cm	0.35 mg/L	1.48 NTU	95.2 mV	9.71 ft	200.00 ml/min

Samples

Sample ID:	Description:
SCH-GWC-52	

Low-Flow Test Report:

Test Date / Time: 8/3/2023 10:39:49 AM

Project: Scherer SAGW02 2023 (5)

Operator Name: M. Mann

Location Name: SCH-GWC-53 Well Diameter: 2 in Casing Type: PVC Screen Length: 10 ft Top of Screen: 22.8 ft Total Depth: 32.8 ft Initial Depth to Water: 11.14 ft	Pump Type: Dedicated Bladder Tubing Type: LDPE Pump Intake From TOC: 24.19 ft Estimated Total Volume Pumped: 8550 ml Flow Cell Volume: 90 ml Final Flow Rate: 160 ml/min Final Draw Down: 0.31 ft	Instrument Used: Aqua TROLL 400 Serial Number: 980712
---	--	--

Test Notes:

Weather Conditions:

Sunny

Low-Flow Readings:

Date Time	Elapsed Time	pH	Temperature	Specific Conductivity	RDO Concentration	Turbidity	ORP	Depth to Water	Flow
		+/- 0.1	+/- 0.5	+/- 5 %	+/- 10 %	+/- 5	+/- 10	+/- 0.3	
8/3/2023 10:39 AM	00:00	5.71 pH	22.70 °C	424.33 µS/cm	1.94 mg/L	4.89 NTU	92.4 mV	11.14 ft	250.00 ml/min
8/3/2023 10:44 AM	05:00	5.65 pH	20.34 °C	439.93 µS/cm	0.70 mg/L	11.70 NTU	87.6 mV	11.54 ft	250.00 ml/min
8/3/2023 10:49 AM	10:00	5.64 pH	19.98 °C	439.74 µS/cm	0.52 mg/L	8.27 NTU	96.8 mV	11.64 ft	250.00 ml/min
8/3/2023 10:54 AM	15:00	5.61 pH	19.85 °C	438.87 µS/cm	0.35 mg/L	7.65 NTU	96.1 mV	11.52 ft	160.00 ml/min
8/3/2023 10:59 AM	20:00	5.59 pH	21.14 °C	440.74 µS/cm	0.47 mg/L	6.23 NTU	93.4 mV	11.48 ft	160.00 ml/min
8/3/2023 11:04 AM	25:00	5.58 pH	21.32 °C	440.31 µS/cm	0.44 mg/L	6.11 NTU	92.3 mV	11.46 ft	160.00 ml/min
8/3/2023 11:09 AM	30:00	5.57 pH	21.19 °C	440.53 µS/cm	0.33 mg/L	4.08 NTU	91.4 mV	11.48 ft	160.00 ml/min
8/3/2023 11:14 AM	35:00	5.56 pH	21.04 °C	439.79 µS/cm	0.38 mg/L	3.82 NTU	91.0 mV	11.43 ft	160.00 ml/min
8/3/2023 11:19 AM	40:00	5.56 pH	21.18 °C	439.67 µS/cm	0.31 mg/L	3.23 NTU	90.2 mV	11.44 ft	160.00 ml/min
8/3/2023 11:24 AM	45:00	5.56 pH	21.36 °C	439.63 µS/cm	0.32 mg/L	3.17 NTU	89.4 mV	11.45 ft	160.00 ml/min

Samples

Sample ID:	Description:
------------	--------------

SCH-GWC-53	
SCH-PAC-FD-6	

Created using VuSitu from In-Situ, Inc.

Low-Flow Test Report:

Test Date / Time: 8/9/2023 3:29:00 PM

Project: Plant Scherer

Operator Name: Mark Mann

Location Name: SCH-SWA-2	Pump Type: Grab Flow Cell Volume: 90 ml	Instrument Used: Aqua TROLL 400 Serial Number: 968202
---------------------------------	--	--

Test Notes:
Surface water

Low-Flow Readings:

Date Time	Elapsed Time	pH	Temperature	Specific Conductivity	RDO Concentration	Turbidity	ORP	Depth to Water
		+/- 0.1	+/- 0.5	+/- 5 %	+/- 10 %	+/- 10	+/- 10	+/- 0.3
8/9/2023 3:29 PM	00:00	7.50 pH	28.86 °C	704.84 µS/cm	6.79 mg/L		70.62 mV	
8/9/2023 3:30 PM	01:00	7.37 pH	27.52 °C	723.25 µS/cm	6.38 mg/L	3.59 NTU	54.49 mV	

Samples

Sample ID:	Description:
SCH-SWA-2	

Low-Flow Test Report:

Test Date / Time: 8/9/2023 2:54:50 PM

Project: Plant Scherer

Operator Name: Mark Mann

Location Name: SCH-SWA-3	Pump Type: Grab Flow Cell Volume: 90 ml	Instrument Used: Aqua TROLL 400 Serial Number: 968202
---------------------------------	--	--

Test Notes:
Surface water

Low-Flow Readings:

Date Time	Elapsed Time	pH	Temperature	Specific Conductivity	RDO Concentration	Turbidity	ORP	Depth to Water
		+/- 0.1	+/- 0.5	+/- 5 %	+/- 10 %	+/- 10	+/- 10	+/- 0.3
8/9/2023 2:54 PM	00:00	7.69 pH	30.50 °C	257.53 µS/cm	6.84 mg/L		51.78 mV	
8/9/2023 2:56 PM	02:00	7.55 pH	27.92 °C	287.61 µS/cm	7.48 mg/L	5.30 NTU	56.50 mV	

Samples

Sample ID:	Description:
SCH-SWA-3	

Low-Flow Test Report:

Test Date / Time: 8/9/2023 1:19:05 PM

Project: Plant Scherer

Operator Name: Mark Mann

Location Name: SCH-SWC-4	Pump Type: Grab Flow Cell Volume: 90 ml	Instrument Used: Aqua TROLL 400 Serial Number: 968202
---------------------------------	--	--

Test Notes:
Surface water

Low-Flow Readings:

Date Time	Elapsed Time	pH	Temperature	Specific Conductivity	RDO Concentration	Turbidity	ORP	Depth to Water
		+/- 0.1	+/- 0.5	+/- 5 %	+/- 10 %	+/- 10	+/- 10	+/- 0.3
8/9/2023 1:19 PM	00:00	7.47 pH	34.35 °C	436.94 µS/cm	5.85 mg/L		113.42 mV	
8/9/2023 1:20 PM	01:00	7.56 pH	29.66 °C	457.13 µS/cm	6.32 mg/L	1.60 NTU	104.55 mV	

Samples

Sample ID:	Description:
SCH-SWC-4	

Low-Flow Test Report:

Test Date / Time: 8/9/2023 4:33:39 PM

Project: Plant Scherer

Operator Name: Mark Mann

Location Name: SCH-SWC-6	Pump Type: Grab Flow Cell Volume: 90 ml	Instrument Used: Aqua TROLL 400 Serial Number: 968202
---------------------------------	--	--

Test Notes:
Surface water

Low-Flow Readings:

Date Time	Elapsed Time	pH	Temperature	Specific Conductivity	RDO Concentration	Turbidity	ORP	Depth to Water
		+/- 0.1	+/- 0.5	+/- 5 %	+/- 10 %	+/- 10	+/- 10	+/- 0.3
8/9/2023 4:33 PM	00:00	8.18 pH	34.37 °C	126.02 µS/cm	6.49 mg/L		29.10 mV	
8/9/2023 4:34 PM	01:00	7.88 pH	29.42 °C	122.50 µS/cm	6.40 mg/L	11.2 NTU	31.76 mV	

Samples

Sample ID:	Description:
SCH-SWC-6	

Low-Flow Test Report:

Test Date / Time: 8/9/2023 4:58:49 PM

Project: Plant Scherer

Operator Name: Mark Mann

Location Name: SCH-SWC-7	Pump Type: Grab Flow Cell Volume: 90 ml	Instrument Used: Aqua TROLL 400 Serial Number: 968202
---------------------------------	--	--

Test Notes:
Surface water

Low-Flow Readings:

Date Time	Elapsed Time	pH	Temperature	Specific Conductivity	RDO Concentration	Turbidity	ORP	Depth to Water
		+/- 0.1	+/- 0.5	+/- 5 %	+/- 10 %	+/- 10	+/- 10	+/- 0.3
8/9/2023 4:59 PM	00:00	8.05 pH	29.00 °C	225.98 µS/cm	6.73 mg/L		69.76 mV	
8/9/2023 5:00 PM	01:00	8.04 pH	28.97 °C	240.74 µS/cm	6.60 mg/L	5.75 NTU	69.45 mV	

Samples

Sample ID:	Description:
SCH-SWC-7	

Low-Flow Test Report:

Test Date / Time: 8/9/2023 2:22:18 PM

Project: Plant Scherer

Operator Name: Mark Mann

Location Name: SCH-SWC-8	Pump Type: Grab Flow Cell Volume: 90 ml	Instrument Used: Aqua TROLL 400 Serial Number: 968202
---------------------------------	--	--

Test Notes:
Surface water

Low-Flow Readings:

Date Time	Elapsed Time	pH	Temperature	Specific Conductivity	RDO Concentration	Turbidity	ORP	Depth to Water
		+/- 0.1	+/- 0.5	+/- 5 %	+/- 10 %	+/- 10	+/- 10	+/- 0.3
8/9/2023 2:23 PM	00:00	7.38 pH	28.80 °C	560.19 µS/cm	6.07 mg/L		74.24 mV	
8/9/2023 2:24 PM	01:00	7.38 pH	28.30 °C	564.01 µS/cm	6.15 mg/L	2.88 NTU	72.52 mV	

Samples

Sample ID:	Description:
SCH-SWC-8	

APPENDIX A

**Field Data Forms
October 2023**

Low-Flow Test Report:

Test Date / Time: 10/4/2023 12:47:33 PM

Project: Scherer Resample 10.2023

Operator Name: Mark Mann

Location Name: SCH-GWC-1 Well Diameter: 2 in Casing Type: PVC Screen Length: 10 ft Top of Screen: 28.72 ft Total Depth: 38.72 ft Initial Depth to Water: 10.9 ft	Pump Type: Peristaltic Tubing Type: LDPE Pump Intake From TOC: 33 ft Estimated Total Volume Pumped: 3400 ml Flow Cell Volume: 90 ml Final Flow Rate: 160 ml/min Final Draw Down: 0.27 ft	Instrument Used: Aqua TROLL 400 Serial Number: 980712
---	---	--

Test Notes:

Weather Conditions:

Sunny

Low-Flow Readings:

Date Time	Elapsed Time	pH	Temperature	Specific Conductivity	RDO Concentration	Turbidity	ORP	Depth to Water	Flow
		+/- 0.1	+/- 0.5	+/- 5 %	+/- 10 %	+/- 5	+/- 10	+/- 0.3	
10/4/2023 12:47 PM	00:00	6.58 pH	33.04 °C	153.98 µS/cm	4.96 mg/L	3.51 NTU	125.8 mV	10.90 ft	200.00 ml/min
10/4/2023 12:52 PM	05:00	6.57 pH	21.98 °C	176.91 µS/cm	4.62 mg/L	1.92 NTU	92.0 mV	11.15 ft	160.00 ml/min
10/4/2023 12:57 PM	10:00	6.56 pH	21.35 °C	178.20 µS/cm	4.67 mg/L	1.20 NTU	87.6 mV	11.16 ft	160.00 ml/min
10/4/2023 1:02 PM	15:00	6.56 pH	21.05 °C	179.38 µS/cm	4.83 mg/L	1.57 NTU	86.1 mV	11.16 ft	160.00 ml/min
10/4/2023 1:07 PM	20:00	6.56 pH	21.14 °C	178.21 µS/cm	4.83 mg/L	1.16 NTU	115.5 mV	11.17 ft	160.00 ml/min

Samples

Sample ID:	Description:
SCH-GWC-1	SCH-CELL1-FB-1

Low-Flow Test Report:

Test Date / Time: 10/4/2023 11:34:53 AM

Project: Scherer Resample

Operator Name: P Wahl

Location Name: SCH-GWC-3 Well Diameter: 2 in Casing Type: PVC Screen Length: 10 ft Top of Screen: 40.1 ft Total Depth: 50.1 ft Initial Depth to Water: 35.88 ft	Pump Type: Submersible Bladder Tubing Type: LDPE Pump Intake From TOC: 43 ft Estimated Total Volume Pumped: 4000 ml Flow Cell Volume: 90 ml Final Flow Rate: 100 ml/min Final Draw Down: 0.18 ft	Instrument Used: Aqua TROLL 400 Serial Number: 843593
--	---	--

Test Notes:

Low-Flow Readings:

Date Time	Elapsed Time	pH	Temperature	Specific Conductivity	RDO Concentration	Turbidity	ORP	Depth to Water	Flow
		+/- 0.1	+/- 0.5	+/- 5 %	+/- 10 %	+/- 10	+/- 10	+/- 0.3	
10/4/2023 11:34 AM	00:00	7.24 pH	24.56 °C	92.04 µS/cm	5.45 mg/L	4.55 NTU	154.5 mV	36.21 ft	100.00 ml/min
10/4/2023 11:39 AM	05:00	6.42 pH	21.32 °C	86.43 µS/cm	5.20 mg/L	3.17 NTU	129.7 mV	36.04 ft	100.00 ml/min
10/4/2023 11:44 AM	10:00	6.17 pH	22.00 °C	87.19 µS/cm	4.29 mg/L	2.79 NTU	128.9 mV	36.04 ft	100.00 ml/min
10/4/2023 11:49 AM	15:00	6.09 pH	21.28 °C	86.03 µS/cm	3.32 mg/L	2.34 NTU	125.1 mV	36.06 ft	100.00 ml/min
10/4/2023 11:54 AM	20:00	6.06 pH	20.94 °C	86.03 µS/cm	3.07 mg/L	3.66 NTU	123.4 mV	36.06 ft	100.00 ml/min
10/4/2023 11:59 AM	25:00	6.04 pH	20.99 °C	86.04 µS/cm	2.85 mg/L	3.13 NTU	122.5 mV	36.06 ft	100.00 ml/min
10/4/2023 12:04 PM	30:00	6.04 pH	20.97 °C	85.92 µS/cm	2.67 mg/L	2.54 NTU	121.4 mV	36.06 ft	100.00 ml/min
10/4/2023 12:09 PM	35:00	6.03 pH	21.02 °C	85.42 µS/cm	2.58 mg/L	2.44 NTU	121.3 mV	36.06 ft	100.00 ml/min
10/4/2023 12:14 PM	40:00	6.03 pH	21.02 °C	85.24 µS/cm	2.49 mg/L	2.17 NTU	120.8 mV	36.06 ft	100.00 ml/min

Samples

Sample ID:	Description:
SCH-GWC-3	SCH-CELL1-FD-1

Low-Flow Test Report:

Test Date / Time: 10/4/2023 1:06:44 PM

Project: Scherer Resample

Operator Name: P Wahl

Location Name: SCH-GWC-8A Well Diameter: 2 in Casing Type: PVC Screen Length: 10 ft Top of Screen: 37.5 ft Total Depth: 47.5 ft Initial Depth to Water: 23.53 ft	Pump Type: Submersible Bladder Tubing Type: LDPE Pump Intake From TOC: 42.5 ft Estimated Total Volume Pumped: 4000 ml Flow Cell Volume: 90 ml Final Flow Rate: 200 ml/min Final Draw Down: 0.4 ft	Instrument Used: Aqua TROLL 400 Serial Number: 843593
---	--	--

Test Notes:

Low-Flow Readings:

Date Time	Elapsed Time	pH	Temperature	Specific Conductivity	RDO Concentration	Turbidity	ORP	Depth to Water	Flow
		+/- 0.1	+/- 0.5	+/- 5 %	+/- 10 %	+/- 10	+/- 10	+/- 0.3	
10/4/2023 1:06 PM	00:00	7.50 pH	29.60 °C	439.14 µS/cm	4.60 mg/L	1.41 NTU	114.5 mV	23.84 ft	200.00 ml/min
10/4/2023 1:11 PM	05:00	6.52 pH	22.23 °C	359.53 µS/cm	0.80 mg/L	0.62 NTU	39.9 mV	23.91 ft	200.00 ml/min
10/4/2023 1:16 PM	10:00	6.47 pH	21.60 °C	357.15 µS/cm	0.60 mg/L	0.37 NTU	35.9 mV	23.91 ft	200.00 ml/min
10/4/2023 1:21 PM	15:00	6.45 pH	21.73 °C	352.01 µS/cm	0.41 mg/L	0.46 NTU	32.1 mV	23.93 ft	200.00 ml/min
10/4/2023 1:26 PM	20:00	6.45 pH	21.73 °C	350.78 µS/cm	0.33 mg/L	0.60 NTU	31.0 mV	23.93 ft	200.00 ml/min

Samples

Sample ID:	Description:
SCH-GWC-8A	SCH-CELL1-EB-1

Low-Flow Test Report:

Test Date / Time: 10/4/2023 11:32:47 AM

Project: Scherer Resample 10.2023

Operator Name: Mark Mann

Location Name: SCH-GWC-53 Well Diameter: 2 in Casing Type: PVC Screen Length: 10 ft Top of Screen: 22.8 ft Total Depth: 32.8 ft Initial Depth to Water: 11.81 ft	Pump Type: Dedicated Bladder Tubing Type: LDPE Pump Intake From TOC: 24.19 ft Estimated Total Volume Pumped: 3950 ml Flow Cell Volume: 90 ml Final Flow Rate: 180 ml/min Final Draw Down: 0.28 ft	Instrument Used: Aqua TROLL 400 Serial Number: 980712
---	--	--

Test Notes:

Weather Conditions:

Sunny

Low-Flow Readings:

Date Time	Elapsed Time	pH	Temperature	Specific Conductivity	RDO Concentration	Turbidity	ORP	Depth to Water	Flow
		+/- 0.1	+/- 0.5	+/- 5 %	+/- 10 %	+/- 5	+/- 10	+/- 0.3	
10/4/2023 11:32 AM	00:00	5.62 pH	24.47 °C	412.17 µS/cm	5.74 mg/L	2.58 NTU	145.0 mV	11.81 ft	250.00 ml/min
10/4/2023 11:37 AM	05:00	5.64 pH	19.86 °C	429.78 µS/cm	1.10 mg/L	0.76 NTU	106.8 mV	12.22 ft	180.00 ml/min
10/4/2023 11:42 AM	10:00	5.65 pH	21.06 °C	430.08 µS/cm	0.40 mg/L	1.40 NTU	123.6 mV	12.06 ft	180.00 ml/min
10/4/2023 11:47 AM	15:00	5.64 pH	21.05 °C	428.23 µS/cm	0.51 mg/L	1.31 NTU	91.5 mV	12.09 ft	180.00 ml/min
10/4/2023 11:52 AM	20:00	5.63 pH	20.61 °C	428.47 µS/cm	0.58 mg/L	1.25 NTU	115.2 mV	12.09 ft	180.00 ml/min

Samples

Sample ID:	Description:
SCH-GWC-53	

APPENDIX A

**Instrument Calibration Forms
February 2023**

Project Plant Scherer
 Field Staff B. Thomas / J. Waguespack *M. MANN*

Include daily mid-day pH check

Instrument Calibration

Date: *02/22/23* *02/23/23* *02/24/23* *02/27/23*
 Time: *0800* *0800* *0735* *0835/1500*

Parameter	Units	Standard	SmarTROLL SN <u>884189</u> iPad # <u>91</u>	SmarTROLL SN <u>884187</u> iPad # <u>122</u>	SmarTROLL SN <u>884187</u> iPad # <u>122</u>	SmarTROLL SN <u>884187</u> iPad # <u>122</u>
DO	% saturation	100	<i>94.95</i>	<i>109.41</i>	<i>101.97</i>	<i>94.99</i>
Conductivity	us/cm	4490	<i>4041.0</i>	<i>2538.24</i>	<i>4459.2</i>	<i>4793.1</i>
pH	S.U.	4.00	<i>4.00</i>	<i>4.04</i>	<i>4.01</i>	<i>4.00/4.13</i>
pH	S.U.	7.00	<i>7.05</i>	<i>7.06</i>	<i>7.01</i>	<i>7.03/7.19</i>
pH	S.U.	10.00	<i>10.02</i>	<i>10.09</i>	<i>10.08</i>	<i>10.01/10.17</i>
ORP	mV	228.00	<i>223.9</i>	<i>222.0</i>	<i>219.9</i>	<i>238.0</i>
			HACH	HACH	HACH	HACH

850762

Turbidity	Units	Standard	LaMotte-SN <u>21030D000600</u>	LaMotte-SN <u>21030D000600</u>	LaMotte-SN <u>21030D000600</u>	LaMotte-SN <u>21030D000600</u>
	NTU	<i>20 0.8</i>		<i>21.2</i>	<i>20.2</i>	<i>19.3</i>
NTU	<i>100 4.0</i>		<i>107</i>	<i>102</i>	<i>97.8</i>	<i>104</i>
NTU	<i>800 10.0</i>		<i>801</i>	<i>803</i>	<i>752</i>	<i>848</i>
	<i>10</i>		<i>9.83</i>	<i>10.4</i>	<i>10.8</i>	<i>9.82</i>

Date: *02/28/2023* *03/01/2023*
 Time: *0815/1200* *0745/*

Parameter	Units	Standard	SmarTROLL SN <u>850762</u> iPad # <u>91</u>	SmarTROLL SN <u>850762</u> iPad # <u>91</u>	SmarTROLL SN _____ iPad # _____	SmarTROLL SN _____ iPad # _____
DO	% saturation	100	<i>106.11</i>	<i>94.73</i>		
Conductivity	us/cm	4490	<i>4491.1</i>	<i>4412.4</i>		
pH	S.U.	4.00	<i>4.08/4.04</i>	<i>4.00</i>		
pH	S.U.	7.00	<i>7.02/7.04</i>	<i>6.99</i>		
pH	S.U.	10.00	<i>10.01/10.04</i>	<i>10.00</i>		
ORP	mV	228.00	<i>226.00</i>	<i>234.00</i>		
			HACH			

Turbidity	Units	Standard	LaMotte-SN <u>21030D000600</u>	LaMotte-SN <u>21030D000600</u>	LaMotte-SN _____	LaMotte-SN _____
	NTU	<i>20 0.8</i>		<i>18.8</i>	<i>20.8</i>	
NTU	<i>100 4.0</i>		<i>95.4</i>	<i>99.4</i>		
NTU	<i>800 10.0</i>		<i>792</i>	<i>808</i>		
	<i>10</i>		<i>10.2</i>	<i>9.51</i>		

Notes: DO - Dissolved Oxygen; us/cm - microsiemens/centimeter; ORP - oxidation-reduction potential; mV - millivolts; NTU - Nephelometric Turbidity Units; NC - Not calibrated



Project: Plant Scherer
 Field Staff: *Tiffany Messier*

Instrument Calibration

Date: *2/21/23* Time: *12:08* *2/22/23 06:59* *2/23/23 06:00* *2/24/23 04:17*

Parameter	Units	Standard	AquaTROLL SN <i>802553</i>	AquaTROLL SN <i>802553</i>	AquaTROLL SN <i>843543</i>	AquaTROLL SN
DO	% saturation	100	<i>109.15</i>	<i>98.34</i>	<i>106.5</i>	<i>99.08</i>
Conductivity	us/cm	4490	<i>4490</i>	<i>3920.4</i>	<i>4352.5</i>	<i>4234.5</i>
pH	S.U.	4.00	<i>4.04</i>	<i>3.98</i>	<i>3.99</i>	<i>4.01</i>
pH	S.U.	7.00	<i>7.12</i>	<i>7.03</i>	<i>7.00</i>	<i>7.04</i>
pH	S.U.	10.00	<i>10.15</i>	<i>10.0</i>	<i>10.02</i>	<i>10.1</i>
ORP	mV	228.00	<i>224.1</i>	<i>227.0</i>	<i>230.1</i>	<i>221.28</i>

Turbidity	Units	Standard	Hach SN <i>22090000237</i>	Hach SN <i>22090000237</i>	Hach SN <i>22090000237</i>	Hach SN <i>22090000237</i>
	NTU	<i>2.0</i>	<i>19.6</i>	<i>20.1</i>	<i>19.8</i>	<i>19.5</i>
	NTU	<i>1.00</i>	<i>11.0</i>	<i>10.0</i>	<i>10.0</i>	<i>9.5</i>
	NTU	<i>80.00</i>	<i>80.1</i>	<i>85.2</i>	<i>80.0</i>	<i>79.9</i>

Date: *2/27/23* Time: *10:00* *19:02* *07:19* *12:44* *2/28/23*

Parameter	Units	Standard	AquaTROLL SN <i>802553</i>	AquaTROLL SN <i>804189</i>	AquaTROLL SN <i>804189</i>	AquaTROLL SN <i>804189</i>
DO	% saturation	100	<i>102.95</i>		<i>91.97</i>	
Conductivity	us/cm	4490	<i>4490</i>	<i>4.13</i>	<i>4020.4</i>	
pH	S.U.	4.00	<i>4.03</i>	<i>4.13</i>	<i>4.09</i>	<i>4.03</i>
pH	S.U.	7.00	<i>7.06</i>	<i>7.07</i>	<i>7.06</i>	<i>6.97</i>
pH	S.U.	10.00	<i>10.10</i>	<i>10.06</i>	<i>10.11</i>	<i>9.88</i>
ORP	mV	228.00	<i>242.6</i>		<i>219.2</i>	

Turbidity	Units	Standard	Hach SN <i>22090000237</i>	Hach SN <i>22090000237</i>	Hach SN	Hach SN
	NTU	<i>2.0</i>	<i>20.7</i>	<i>21.4</i>		
	NTU	<i>1.00</i>	<i>10.1</i>	<i>10.4</i>		
	NTU	<i>80.0</i>	<i>80.4</i>	<i>81.4</i>		

Notes: DO - Dissolved Oxygen; us/cm - microsiemens/centimeter; ORP - oxidation-reduction potential; mV - millivolts; NTU - Nephelometric Turbidity Units; NC - Not calibrated



Project: Plant Scherer
 Field Staff: Daniel Howard

Instrument Calibration

Date: 2/21/23 Time:

Parameter	Units	Standard	AquaTROLL SN 883536	AquaTROLL SN	AquaTROLL SN	AquaTROLL SN
DO	% saturation	100	103.46			
Conductivity	us/cm	4490	4490			
pH	S.U.	4.00	4.00			
pH	S.U.	7.00	7.02			
pH	S.U.	10.00	10.05			
ORP	mV	228.00	234.1			

Turbidity	Units	Standard	Hach SN	Hach SN	Hach SN	Hach SN
	NTU	0.0				
	NTU	1.0				
	NTU	10.0				

Date: Time:

Parameter	Units	Standard	AquaTROLL SN	AquaTROLL SN	AquaTROLL SN	AquaTROLL SN
DO	% saturation	100				
Conductivity	us/cm	4490				
pH	S.U.	4.00				
pH	S.U.	7.00				
pH	S.U.	10.00				
ORP	mV	228.00				

Turbidity	Units	Standard	Hach SN	Hach SN	Hach SN	Hach SN
	NTU	0.0				
	NTU	1.0				
	NTU	10.0				

Notes: DO - Dissolved Oxygen; us/cm - microsiemens/centimeter; ORP - oxidation-reduction potential; mV - millivolts; NTU - Nephelometric Turbidity Units; NC - Not calibrated

Project: Plant Scherer
 Field Staff: Daniel Howard

Instrument Calibration

Date: 2/21/23 Time: 1332

Parameter	Units	Standard	AquaTROLL SN 853536	AquaTROLL SN _____	AquaTROLL SN _____	AquaTROLL SN _____
DO	% saturation	100	103.46			
Conductivity	us/cm	4490	4490			
pH	S.U.	4.00	4.00			
pH	S.U.	7.00	7.02			
pH	S.U.	10.00	10.05			
ORP	mV	228.00	234.1			

Turbidity	Units	Standard	Hach SN 220902000 345	Hach SN	Hach SN	Hach SN
	NTU	20	19.9			
	NTU	100	99.4			
	NTU	800	790			

ck STD NTU 10 9.98

Date: 2/22/23 Time: 0707

Parameter	Units	Standard	AquaTROLL SN 853536	AquaTROLL SN _____	AquaTROLL SN _____	AquaTROLL SN _____
DO	% saturation	100	96.12			
Conductivity	us/cm	4490	4490			
pH	S.U.	4.00	4.00			
pH	S.U.	7.00	7.02			
pH	S.U.	10.00	10.05			
ORP	mV	228.00	235.7			

Turbidity	Units	Standard	Hach SN 220902000 345	Hach SN	Hach SN	Hach SN
	NTU	20	19.9			
	NTU	100	100			
	NTU	800	800			

ck STD NTU 10 9.97

Notes: DO - Dissolved Oxygen; us/cm - microsiemens/centimeter; ORP - oxidation-reduction potential; mV - millivolts; NTU - Nephelometric Turbidity Units; NC - Not calibrated

Project: Plant Scherer
 Field Staff: Daniel Howard

Instrument Calibration

Date: 2/23/23 Time: 0525

Parameter	Units	Standard	AquaTROLL SN 883536	AquaTROLL SN _____	AquaTROLL SN _____	AquaTROLL SN _____
DO	% saturation	100	99.75			
Conductivity	us/cm	4490	4490			
pH	S.U.	4.00	4.00			
pH	S.U.	7.00	7.00			
pH	S.U.	10.00	10.00			
ORP	mV	228.00	231.4			

Turbidity	Units	Standard	Hach SN 28010000 345	Hach SN _____	Hach SN _____	Hach SN _____
	NTU	20	19.9			
NTU	100	100				
NTU	800	808				

ck NTU 10 10.1

Date: 2/24/23 Time: 0515

Parameter	Units	Standard	AquaTROLL SN 883536	AquaTROLL SN _____	AquaTROLL SN _____	AquaTROLL SN _____
DO	% saturation	100	99.35			
Conductivity	us/cm	4490	4490			
pH	S.U.	4.00	4.00			
pH	S.U.	7.00	7.00			
pH	S.U.	10.00	10.05			
ORP	mV	228.00	232.8			

Turbidity	Units	Standard	Hach SN 28010000 345	Hach SN _____	Hach SN _____	Hach SN _____
	NTU	20	20.0			
NTU	100	99.6				
NTU	800	794				

ck NTU 10 10.0

Notes: DO - Dissolved Oxygen; us/cm - microsiemens/centimeter; ORP - oxidation-reduction potential; mV - millivolts; NTU - Nephelometric Turbidity Units; NC - Not calibrated

Project: Plant Scherer
 Field Staff: *Daniel Howard*

Instrument Calibration

Date: *2/27/23* Time: *0815* *midday check pH*

Parameter	Units	Standard	AquaTROLL SN <i>883635</i>	AquaTROLL SN <i>883635</i>	AquaTROLL SN _____	AquaTROLL SN _____
DO	% saturation	100	<i>102.15</i>			
Conductivity	us/cm	4490	<i>4490</i>			
pH	S.U.	4.00	<i>4.00</i>	<i>4.04</i>		
pH	S.U.	7.00	<i>7.04</i>	<i>7.04</i>		
pH	S.U.	10.00	<i>10.11</i>	<i>10.06</i>		
ORP	mV	228.00	<i>239.5</i>			

Turbidity	Units	Standard	Hach SN <i>220900000</i> <i>345</i>	Hach SN	Hach SN	Hach SN
	NTU	<i>20</i>	<i>20.1</i>			
	NTU	<i>100</i>	<i>100</i>			
	NTU	<i>800</i>	<i>799</i>			

CK NTU 10 10.0

Date: *2/28/23* Time: *0515* *midday check pH*

Parameter	Units	Standard	AquaTROLL SN <i>883635</i>	AquaTROLL SN <i>883635</i>	AquaTROLL SN _____	AquaTROLL SN _____
DO	% saturation	100	<i>99.37</i>			
Conductivity	us/cm	4490	<i>4490</i>			
pH	S.U.	4.00	<i>4.00</i>	<i>3.98</i>		
pH	S.U.	7.00	<i>7.00</i>	<i>6.97</i>		
pH	S.U.	10.00	<i>10.00</i>	<i>9.99</i>		
ORP	mV	228.00	<i>230.5</i>			

Turbidity	Units	Standard	Hach SN <i>220900000</i> <i>345</i>	Hach SN	Hach SN	Hach SN
	NTU	<i>20</i>	<i>19.7</i>			
	NTU	<i>100</i>	<i>100</i>			
	NTU	<i>800</i>	<i>802</i>			

CK NTU 10 10.2

Notes: DO - Dissolved Oxygen; us/cm - microsiemens/centimeter; ORP - oxidation-reduction potential; mV - millivolts, NTU - Nephelometric Turbidity Units; NC - Not calibrated

Project: Plant Scherer
 Field Staff: Daniel Howard

Instrument Calibration

Date: 3/1/23 Time: 0525 1315 midday ck

Parameter	Units	Standard	AquaTROLL SN 883536	AquaTROLL SN 883536	AquaTROLL SN _____	AquaTROLL SN _____
DO	% saturation	100	99.54			
Conductivity	us/cm	4490	4490			
pH	S.U.	4.00	4.00	4.06		
pH	S.U.	7.00	7.00	7.05		
pH	S.U.	10.00	10.00	9.98		
ORP	mV	228.00	232.5			

Turbidity	Units	Standard	Hach SN 230903000 345	Hach SN	Hach SN	Hach SN
	NTU	20	20.0			
NTU	100	95.5				
NTU	800	800				

ck NTU 10 10.1

Date: Time:

Parameter	Units	Standard	AquaTROLL SN _____	AquaTROLL SN _____	AquaTROLL SN _____	AquaTROLL SN _____
DO	% saturation	100				
Conductivity	us/cm	4490				
pH	S.U.	4.00				
pH	S.U.	7.00				
pH	S.U.	10.00				
ORP	mV	228.00				

Turbidity	Units	Standard	Hach SN	Hach SN	Hach SN	Hach SN
	NTU					
NTU						
NTU						

Notes: DO - Dissolved Oxygen; us/cm - microsiemens/centimeter; ORP - oxidation-reduction potential; mV - millivolts; NTU - Nephelometric Turbidity Units; NC - Not calibrated

Project: Plant Scherer
Field Staff:

Instrument Calibration

Date: 2-22-22 Time: 705

Parameter	Units	Standard	AquaTROLL SN	AquaTROLL SN	AquaTROLL SN	AquaTROLL SN
DO	% saturation	100	99.58	728634		
Conductivity	us/cm	4490	4428			
pH	S.U.	4.00	4.08			
pH	S.U.	7.00	7.09			
pH	S.U.	10.00	10.38			
ORP	mV	228.00	222.7			

	Units	Standard	Hach SN	Hach SN	Hach SN	Hach SN
Turbidity	NTU	10.0	9.72	220900337		
	NTU	20.0	10.1 21.1			
	NTU	100.0	101			

Date: 2-23-23 Time: 700

Parameter	Units	Standard	AquaTROLL SN 728634	AquaTROLL SN	AquaTROLL SN	AquaTROLL SN
DO	% saturation	100	101.61	7		
Conductivity	us/cm	4490	4554			
pH	S.U.	4.00	4.03			
pH	S.U.	7.00	7.07			
pH	S.U.	10.00	10.02			
ORP	mV	228.00	225.2			

	Units	Standard	Hach SN	Hach SN	Hach SN	Hach SN
Turbidity			220900337			
	NTU	0-10.0	9.96			
	NTU	1-20.0	19.7			
	NTU	10-100	100			

Notes: DO - Dissolved Oxygen; us/cm - microsiemens/centimeter; ORP - oxidation-reduction potential; mV - millivolts; NTU - Nephelometric Turbidity Units; NC - Not calibrated

Project: Plant Scherer
 Field Staff:

Instrument Calibration

Date: 2-24-23 Time: 715

Parameter	Units	Standard	AquaTROLL SN 728634	AquaTROLL SN _____	AquaTROLL SN _____	AquaTROLL SN _____
DO	% saturation	100	100.48			
Conductivity	us/cm	4490	4690			
pH	S.U.	4.00	4.01			
pH	S.U.	7.00	7.01			
pH	S.U.	10.00	10.03			
ORP	mV	228.00	228.8			

Turbidity	Units	Standard	Hach SN 2270 2209	Hach SN D00337	Hach SN	Hach SN
	NTU	10.0	10.0 9.98			
	NTU	20.0	18.7			
	NTU	100.0	96.7			

Date: 2-27-23 Time: 800

Parameter	Units	Standard	AquaTROLL SN 728634	AquaTROLL SN _____	AquaTROLL SN _____	AquaTROLL SN _____
DO	% saturation	100	97.35			
Conductivity	us/cm	4490	4004			
pH	S.U.	4.00	4.03			
pH	S.U.	7.00	7.04			
pH	S.U.	10.00	10.10			
ORP	mV	228.00	236.0			

Turbidity	Units	Standard	Hach SN 2209030317	Hach SN	Hach SN	Hach SN
	NTU	10	9.93			
	NTU	20	20.10			
	NTU	100	102			

Notes: DO - Dissolved Oxygen; us/cm - microsiemens/centimeter; ORP - oxidation-reduction potential; mV - millivolts; NTU - Nephelometric Turbidity Units; NC - Not calibrated

Project: Plant Scherer
Field Staff:

Instrument Calibration

Date: 2-28-23 Time: 715

Parameter	Units	Standard	AquaTROLL SN 728634	AquaTROLL SN	AquaTROLL SN	AquaTROLL SN
DO	% saturation	100	102.55			
Conductivity	us/cm	4490	4532			
pH	S.U.	4.00	4.04			
pH	S.U.	7.00	7.05			
pH	S.U.	10.00	10.07			
ORP	mV	228.00	228.6			

Turbidity	Units	Standard	Hach SN 22090200337	Hach SN	Hach SN	Hach SN
	NTU	0.0 10.0	10.1			
	NTU	1.0 20.0	20.5			
	NTU	10.0 100.0	10.1			

Date: 3-1-23 Time: 800

Parameter	Units	Standard	AquaTROLL SN 728634	AquaTROLL SN	AquaTROLL SN	AquaTROLL SN
DO	% saturation	100	100.04			
Conductivity	us/cm	4490	4466			
pH	S.U.	4.00	4.01			
pH	S.U.	7.00	7.01			
pH	S.U.	10.00	10.04			
ORP	mV	228.00	233.3			

Turbidity	Units	Standard	Hach SN 22090200337	Hach SN	Hach SN	Hach SN
	NTU	0.0 10.0	10.0			
	NTU	1.0 20.0	20.2			
	NTU	10.0 100.0	10.0			

Notes: DO - Dissolved Oxygen; us/cm - microsiemens/centimeter; ORP - oxidation-reduction potential; mV - millivolts; NTU - Nephelometric Turbidity Units; NC - Not calibrated

APPENDIX A

**Instrument Calibration Forms
May 2023**

May 2020

May 2023

Daily Calibration Log

20139484

66166255023

Project: Plant Scherer

Field Staff: K. Minkara

Instrument Calibration

Date: 5/2/23 Time: 09:18

Parameter	Units	Standard	AquaTROLL SN 856735	AquaTROLL SN	AquaTROLL SN	AquaTROLL SN
DO	% saturation	100	102.11			
Conductivity	us/cm	4490	4075.9			
pH	S.U.	4.00	4.06			
pH	S.U.	7.00	6.99			
pH	S.U.	10.00	10.00			
ORP	mV	228.00	233.2			

Turbidity	Units	Standard	Hach SN 2209-0899	Hach SN	Hach SN	Hach SN
	NTU	0.0		20 → 10.0		
	NTU	1.0		100 → 100.0		
	NTU	10.0	10.0	800 → 799.1		

Date: Time:

Parameter	Units	Standard	AquaTROLL SN	AquaTROLL SN	AquaTROLL SN	AquaTROLL SN
DO	% saturation	100				
Conductivity	us/cm	4490				
pH	S.U.	4.00				
pH	S.U.	7.00				
pH	S.U.	10.00				
ORP	mV	228.00				

Turbidity	Units	Standard	Hach SN	Hach SN	Hach SN	Hach SN
	NTU	0.0				
	NTU	1.0				
	NTU	10.0				

Notes: DO - Dissolved Oxygen; us/cm - microsiemens/centimeter; ORP - oxidation-reduction potential; mV - millivolts; NTU - Nephelometric Turbidity Units; NC - Not calibrated

May 2020 23

Daily Calibration Log

20139484

Project: Plant Scherer

Field Staff: *Tiffany Heesler*

Instrument Calibration

Date: *5/22/20*

Time: *08:25*

Parameter	Units	Standard	AquaTROLL SN <i>682553</i>	AquaTROLL SN <i>220900018</i>	AquaTROLL SN _____	AquaTROLL SN _____
DO	% saturation	100	<i>100.72</i>			
Conductivity	us/cm	4490	<i>4490.1</i>			
pH	S.U.	4.00	<i>4.10</i>			
pH	S.U.	7.00	<i>7.01</i>			
pH	S.U.	10.00	<i>10.05</i>			
ORP	mV	228.00	<i>227</i>			

Turbidity	Units	Standard	Hach SN <i>220900018</i>	Hach SN	Hach SN	Hach SN
	NTU	<i>800</i>	<i>770</i>			
	NTU	<i>100</i>	<i>97.9</i>			
	NTU	<i>20</i>	<i>20.1</i>			

Date:

Time:

Parameter	Units	Standard	AquaTROLL SN _____	AquaTROLL SN _____	AquaTROLL SN _____	AquaTROLL SN _____
DO	% saturation	100				
Conductivity	us/cm	4490				
pH	S.U.	4.00				
pH	S.U.	7.00				
pH	S.U.	10.00				
ORP	mV	228.00				

Turbidity	Units	Standard	Hach SN	Hach SN	Hach SN	Hach SN
	NTU					
	NTU					
	NTU					

Notes: DO - Dissolved Oxygen; us/cm - microsiemens/centimeter; ORP - oxidation-reduction potential; mV - millivolts; NTU - Nphelometric Turbidity Units; NC - Not calibrated

APPENDIX A

**Instrument Calibration Forms
August 2023**

Project: Plant Scherer
Field Staff: *Patrick Wahl*

Instrument Calibration

Date: *08/02/23* Time: *0747* *1245*
BUMP

Parameter	Units	Standard	AquaTROLL SN <i>268202</i>	AquaTROLL SN <i>268202</i>	AquaTROLL SN _____	AquaTROLL SN _____
DO	% saturation	100	<i>49.31</i>			
Conductivity	us/cm	4490	<i>11575.2</i>			
pH	S.U.	4.00	<i>4.11</i>	<i>4.02</i>		
pH	S.U.	7.00	<i>6.93</i>			
pH	S.U.	10.00	<i>9.93</i>			
ORP	mV	228.00	<i>220.3</i>			

Turbidity	Units	Standard	Hach SN <i>131101029653</i>	Hach SN <i>131101029655</i>	Hach SN	Hach SN
	NTU	10.00	<i>20.1</i>			
	NTU	100.00	<i>98.7</i>			
	NTU	300.00	<i>80.5</i>			

Verification
10 *9.67* *7.68*
1405
BUMP

Date: *08/03/23* Time: *0753*

Parameter	Units	Standard	AquaTROLL SN <i>268102</i>	AquaTROLL SN <i>268202</i>	AquaTROLL SN _____	AquaTROLL SN _____
DO	% saturation	100	<i>99.93</i>			
Conductivity	us/cm	4490	<i>4450.0</i>			
pH	S.U.	4.00	<i>3.94</i>	<i>4.10</i>		
pH	S.U.	7.00	<i>6.99</i>			
pH	S.U.	10.00	<i>9.98</i>			
ORP	mV	228.00	<i>224.3</i>			

Turbidity	Units	Standard	Hach SN <i>131101029655</i>	Hach SN <i>131101029652</i>	Hach SN	Hach SN
	NTU	10.00	<i>20.2</i>			
	NTU	100.00	<i>101</i>			
	NTU	300.00	<i>79.5</i>			

Verification *10* *9.53* *9.59*

Notes: DO - Dissolved Oxygen; us/cm - microsiemens/centimeter; ORP - oxidation-reduction potential; mV - millivolts; NTU - Nephelometric Turbidity Units; NC - Not calibrated

Project: Plant Scherer
Field Staff:

Instrument Calibration

Date: 08/07/23 Time: 0856

Bump
1358

Parameter	Units	Standard	AquaTROLL SN 986202	AquaTROLL SN _____	AquaTROLL SN _____	AquaTROLL SN _____
DO	% saturation	100	100.57			
Conductivity	us/cm	4490	4518.6			
pH	S.U.	4.00	3.94	4.01		
pH	S.U.	7.00	6.67			
pH	S.U.	10.00	9.57			
ORP	mV	228.00	209.4			

Turbidity	Units	Standard	Hach SN 1310202655	Hach SN _____	Hach SN _____	Hach SN _____
	NTU	20.00	20.1			
	NTU	100.00	100			
	NTU	800.00	809			

1000 10.0 9.49 9.48

Date: 08/08/23 Time: 0916

Parameter	Units	Standard	AquaTROLL SN 986202	AquaTROLL SN _____	AquaTROLL SN _____	AquaTROLL SN _____
DO	% saturation	100	100.09			
Conductivity	us/cm	4490	4499.4			
pH	S.U.	4.00	3.91			
pH	S.U.	7.00	6.59			
pH	S.U.	10.00	9.49			
ORP	mV	228.00	218.9			

Turbidity	Units	Standard	Hach SN 1310202655	Hach SN _____	Hach SN _____	Hach SN _____
	NTU	20.00	20.1			
	NTU	100.00	100			
	NTU	800.00	793			

1000 10.0 9.50

Notes: DO - Dissolved Oxygen; us/cm - microsiemens/centimeter; ORP - oxidation-reduction potential; mV - millivolts; NTU - Nephelometric Turbidity Units; NC - Not calibrated

Project: Plant Scherer
Field Staff: P. WAHL

Instrument Calibration

Bump

Date: 09/08/23 Time: 0730

Parameter	Units	Standard	AquaTROLL SN 968202	AquaTROLL SN _____	AquaTROLL SN _____	AquaTROLL SN _____
DO	% saturation	100	100.48			
Conductivity	us/cm	4490	4474.5			
pH	S.U.	4.00	4.02			
pH	S.U.	7.00	7.00			
pH	S.U.	10.00	9.98			
ORP	mV	228.00	220.9			

Turbidity	Units	Standard	Hach SN 131106024655	Hach SN	Hach SN	Hach SN
	NTU	20.80	20.2			
	NTU	100.10	99.9			
	NTU	800.10.0	808			
		check 10	9.57			

Date: Time:

Parameter	Units	Standard	AquaTROLL SN _____	AquaTROLL SN _____	AquaTROLL SN _____	AquaTROLL SN _____
DO	% saturation	100				
Conductivity	us/cm	4490				
pH	S.U.	4.00				
pH	S.U.	7.00				
pH	S.U.	10.00				
ORP	mV	228.00	✓			

Turbidity	Units	Standard	Hach SN	Hach SN	Hach SN	Hach SN
	NTU	0.0				
	NTU	1.0				
	NTU	10.0				

Notes: DO - Dissolved Oxygen; us/cm - microsiemens/centimeter; ORP - oxidation-reduction potential; mV - millivolts; NTU - Nephelometric Turbidity Units; NC - Not calibrated

Project: Plant Scherer
Field Staff: M. MANW

Instrument Calibration

Date: _____ Time: 08/01/23 | 08/02/23 | 08/03/23
1100 | 1400 | 1225

Parameter	Units	Standard	AquaTROLL SN 968202	AquaTROLL SN 968202	AquaTROLL SN 468202	AquaTROLL SN _____
DO	% saturation	100	107.52			
Conductivity	us/cm	4490	5371.0			
pH	S.U.	4.00	4.10	4.10	4.10	
pH	S.U.	7.00	7.17	7.04	7.04	
pH	S.U.	10.00	10.30	9.96	9.98	
ORP	mV	228.00	232.7			

Turbidity	Units	Standard	Hach SN 13110229655	Hach SN	Hach SN	Hach SN
	NTU	20 6.0	NA			
	NTU	100 4.0	102			
	NTU	1000 10.0	801			

Date: _____ Time: _____

Parameter	Units	Standard	AquaTROLL SN _____	AquaTROLL SN _____	AquaTROLL SN _____	AquaTROLL SN _____
DO	% saturation	100				
Conductivity	us/cm	4490				
pH	S.U.	4.00				
pH	S.U.	7.00				
pH	S.U.	10.00				
ORP	mV	228.00				

Turbidity	Units	Standard	Hach SN _____	Hach SN _____	Hach SN _____	Hach SN _____
	NTU	0.0				
	NTU	1.0				
	NTU	10.0				

Notes: DO - Dissolved Oxygen; us/cm - microsiemens/centimeter; ORP - oxidation-reduction potential; mV - millivolts; NTU - Nephelometric Turbidity Units; NC - Not calibrated



Project: Plant Scherer
Field Staff: T. Eason / M. MANN

Instrument Calibration

Date: Time: 8/2/23 8/3/23 8/7/23 8/8/23
0754 0858 1340

Parameter	Units	Standard	AquaTROLL SN 980712	AquaTROLL SN 980712	AquaTROLL SN 980712	AquaTROLL SN 980712
DO	% saturation	100	115.21	97.71	104.74	
Conductivity	us/cm	4490	5016.7	4011.1	4585.3	
pH	S.U.	4.00	4.16	4.04	4.08	4.09
pH	S.U.	7.00	7.01	6.97	7.00	7.01
pH	S.U.	10.00	10.20	9.92	9.96	9.98
ORP	mV	228.00	230.7	225.8	224.4	

Turbidity	Units	Standard	Hach SN 110601011931	Hach SN 110601011931	Hach SN 110601011931	Hach SN
	NTU	20-0.0	20.4	23.1	20.1	
NTU	100 T.0	98.5	117	97.5		
NTU	800 T.0	787	867	787		

10 9.24 10.1 9.24
8/8/23 8/8/23 8/9/23
0800 1355 0825

Parameter	Units	Standard	AquaTROLL SN 980712	AquaTROLL SN 980712	AquaTROLL SN 980712	AquaTROLL SN
DO	% saturation	100	103.2		99.32	
Conductivity	us/cm	4490	4409.6		4436.3	
pH	S.U.	4.00	3.98	4.10	4.08	4
pH	S.U.	7.00	7.02	7.03	7.00	
pH	S.U.	10.00	9.99	10.03	10.02	
ORP	mV	228.00	218.1		226.7	

Turbidity	Units	Standard	Hach SN 110800011931	Hach SN 22080000239	Hach SN 22090000239	Hach SN
	NTU	20-0.0	21.5	19.7	20.5	
NTU	100 T.0	95.0	78.7	101		
NTU	800 T.0	803	786	803		

10 9.48 9.72 9.45

Notes: DO - Dissolved Oxygen; us/cm - microsiemens/centimeter; ORP - oxidation-reduction potential; mV - millivolts; NTU - Nephelometric Turbidity Units; NC - Not calibrated

Project: Plant Scherer
Field Staff: *Bob Bolding*

Instrument Calibration

Date: *08/01/23* Time: *12:00*

Parameter	Units	Standard	AquaTROLL SN <i>850767</i>	AquaTROLL SN _____	AquaTROLL SN _____	AquaTROLL SN _____
DO	% saturation	100	<i>111.61</i>			
Conductivity	us/cm	4490	<i>4420</i>			
pH	S.U.	4.00	<i>4.03</i>			
pH	S.U.	7.00	<i>6.99</i>			
pH	S.U.	10.00	<i>9.95</i>			
ORP	mV	228.00	<i>230.7</i>			

Turbidity	Units	Standard	Hach SN <i>14080103443</i>	Hach SN	Hach SN	Hach SN
	NTU	<i>20.0</i>	<i>20.0</i>			
	NTU	<i>100.0</i>	<i>98.2</i>			
	NTU	<i>800.0</i>	<i>799</i>			
		<i>10</i>	<i>10.0</i>			

Date: _____ Time: _____

Parameter	Units	Standard	AquaTROLL SN _____	AquaTROLL SN _____	AquaTROLL SN _____	AquaTROLL SN _____
DO	% saturation	100				
Conductivity	us/cm	4490				
pH	S.U.	4.00				
pH	S.U.	7.00				
pH	S.U.	10.00				
ORP	mV	228.00				

Turbidity	Units	Standard	Hach SN	Hach SN	Hach SN	Hach SN
	NTU	0.0				
	NTU	1.0				
	NTU	10.0				

Notes: DO - Dissolved Oxygen; us/cm - microsiemens/centimeter; ORP - oxidation-reduction potential; mV - millivolts; NTU - Nephelometric Turbidity Units; NC - Not calibrated

August 2023

Daily Calibration Log

31406440.008
31406440.022

Project: Plant Scherer
Field Staff: R Bolding

Instrument Calibration

Date: Time: 0900 0720 0720
8/7/23 8/8/23 8/8/23

Parameter	Units	Standard	AquaTROLL SN 850767	AquaTROLL SN SAME	AquaTROLL SN 850767	AquaTROLL SN
DO	% saturation	100	100.6		100.64	
Conductivity	us/cm	4490	4625		4376	
pH	S.U.	4.00	4.01		4.03	
pH	S.U.	7.00	6.94		7.03	
pH	S.U.	10.00	10.00		9.78	
ORP	mV	228.00	232.6		211	

Turbidity	Units	Standard	Hach SN 1408000	Hach SN 34447	Hach SN SAME	Hach SN
	NTU	20.0	20.5	20.4	19.7	
	NTU	100.0	106	106	98.6	
	NTU	200.0 10		807 10.6	783 10.4	

Date: Time:

Parameter	Units	Standard	AquaTROLL SN	AquaTROLL SN	AquaTROLL SN	AquaTROLL SN
DO	% saturation	100				
Conductivity	us/cm	4490				
pH	S.U.	4.00				
pH	S.U.	7.00				
pH	S.U.	10.00				
ORP	mV	228.00				

Turbidity	Units	Standard	Hach SN	Hach SN	Hach SN	Hach SN
	NTU	0.0				
	NTU	1.0				
	NTU	10.0				

Notes: DO - Dissolved Oxygen; us/cm - microsiemens/centimeter; ORP - oxidation-reduction potential; mV - millivolts; NTU - Nephelometric Turbidity Units; NC - Not calibrated



August 2023

Daily Calibration Log

31406440.008
31406440.022

Project: Plant Scherer
Field Staff:

8/9/23
0718
850767

Instrument Calibration

Date: Time:

Parameter	Units	Standard	AquaTROLL SN 850767	AquaTROLL SN _____	AquaTROLL SN _____	AquaTROLL SN _____
DO	% saturation	100	98.01			
Conductivity	us/cm	4490	4598			
pH	S.U.	4.00	4.01			
pH	S.U.	7.00	7.01			
pH	S.U.	10.00	10.03			
ORP	mV	228.00	233			

Turbidity	Units	Standard	Hach SN 1406090	Hach SN 34447	Hach SN	Hach SN
	NTU	20 0.0	19.7			
	NTU	100 10	100			
	NTU	200 10.0	78.4			

10.8 ✓

Date: Time:

Parameter	Units	Standard	AquaTROLL SN _____	AquaTROLL SN _____	AquaTROLL SN _____	AquaTROLL SN _____
DO	% saturation	100				
Conductivity	us/cm	4490				
pH	S.U.	4.00				
pH	S.U.	7.00				
pH	S.U.	10.00				
ORP	mV	228.00				

Turbidity	Units	Standard	Hach SN	Hach SN	Hach SN	Hach SN
	NTU	0.0				
	NTU	1.0				
	NTU	10.0				

Notes: DO - Dissolved Oxygen; us/cm - microsiemens/centimeter; ORP - oxidation-reduction potential; mV - millivolts; NTU - Nephelometric Turbidity Units; NC - Not calibrated

Project: Plant Scherer
Field Staff: C. Tiowell

Instrument Calibration

Date: 8/1 Time: 8/1 11:00 8/2 09:00

8/1 Pump
to:
PH 4 = 3.96
PH 7 = 7.03
PH 10 = 10.0

Parameter	Units	Standard	AquaTROLL SN 877800	AquaTROLL SN 877800	AquaTROLL SN _____	AquaTROLL SN _____
DO	% saturation	100	95.96	102.14		
Conductivity	us/cm	4490	4447.1	4473.3		
pH	S.U.	4.00	4.06	3.99		
pH	S.U.	7.00	7.25	6.98		
pH	S.U.	10.00	10.2	9.97		
ORP	mV	228.00	229.3	224.1		

Turbidity	Units	Standard	Hach SN 22090D0005	Hach SN 22090	Hach SN	Hach SN
	NTU	0.0	0.10	9.70	9.70	
NTU	1.0	1.0	19.9	20.2		
NTU	10.0	10.0	99.5	99.9		

NTU 800 768 796

Date: Time:

Parameter	Units	Standard	AquaTROLL SN _____	AquaTROLL SN _____	AquaTROLL SN _____	AquaTROLL SN _____
DO	% saturation	100				
Conductivity	us/cm	4490				
pH	S.U.	4.00				
pH	S.U.	7.00				
pH	S.U.	10.00				
ORP	mV	228.00				

Turbidity	Units	Standard	Hach SN	Hach SN	Hach SN	Hach SN
	NTU	0.0				
NTU	1.0					
NTU	10.0					

Notes: DO - Dissolved Oxygen; us/cm - microsiemens/centimeter; ORP - oxidation-reduction potential; mV - millivolts; NTU - Nephelometric Turbidity Units; NC - Not calibrated

August 2023

Daily Calibration Log

31406440.008
31406440.022

Project: Plant Scherer
Field Staff: R. Boldi

Instrument Calibration

Date: 8/2/23 8/3/23 Time:

Parameter	Units	Standard	AquaTROLL SN 85076	AquaTROLL SN 85076	AquaTROLL SN	AquaTROLL SN
DO	% saturation	100	69.98	100.43		
Conductivity	us/cm	4490	4416	4491		
pH	S.U.	4.00	4.02	7.03		
pH	S.U.	7.00	6.97	7.03		
pH	S.U.	10.00	9.96	10.23		
ORP	mV	228.00	223	219.8		

Turbidity	Units	Standard	Hach SN 1408000	Hach SN 1408000	Hach SN 4447	Hach SN
	NTU	20.00	3447	20.7	19.7	
NTU	10.00	101	770	96.8		
NTU	1.0	9.65	7.54			

Date: Time:

Parameter	Units	Standard	AquaTROLL SN	AquaTROLL SN	AquaTROLL SN	AquaTROLL SN
DO	% saturation	100				
Conductivity	us/cm	4490				
pH	S.U.	4.00				
pH	S.U.	7.00				
pH	S.U.	10.00				
ORP	mV	228.00				

Turbidity	Units	Standard	Hach SN	Hach SN	Hach SN	Hach SN
	NTU	0.0				
NTU	1.0					
NTU	10.0					

Notes: DO - Dissolved Oxygen; us/cm - microsiemens/centimeter; ORP - oxidation-reduction potential; mV - millivolts; NTU - Nephelometric Turbidity Units; NC - Not calibrated

Project: Plant Scherer
Field Staff: T. Eason

Instrument Calibration

Date: 8/1/23 Time: 10:14 8/2/23 07:54 8/3/23

Parameter	Units	Standard	AquaTROLL SN 728634	AquaTROLL SN 728634	AquaTROLL SN 728634	AquaTROLL SN 728634
DO	% saturation	100	103.86	104.11	100.99	100.99
Conductivity	us/cm	4490	4487.0	4612.5	4557.2	4557.2
pH	S.U.	4.00	4.03	3.94	4.07	4.07
pH	S.U.	7.00	7.06	6.94	7.02	7.02
pH	S.U.	10.00	10.34	9.88	10.05	10.05
ORP	mV	228.00	231.3	232.8	225.9	225.9

Turbidity	Units	Standard	Hach SN 200301083517	Hach SN 200301083517	Hach SN 200301083517	Hach SN 200301083517
	NTU	20 20	20.1	20	19.7	20.5
	NTU	100 100	97.9	99.4	99.6	101
	NTU	800 100	788	800	803	805
		10	9.41	9.31	9.62	9.07

Bump (8/2)
20.3
95
804
9.05

Date: _____ Time: _____

Parameter	Units	Standard	AquaTROLL SN 728634	AquaTROLL SN 728634	AquaTROLL SN _____	AquaTROLL SN _____
DO	% saturation	100	99.74	100.71		
Conductivity	us/cm	4490	4533.4	4259.0		
pH	S.U.	4.00	4.01	4.0		
pH	S.U.	7.00	7.04	7.01		
pH	S.U.	10.00	10.08	10.02		
ORP	mV	228.00	227.8	226.7		

Turbidity	Units	Standard	Hach SN 200301083517	Hach SN _____	Hach SN 200301083517	Hach SN _____
	NTU	20 20	19.7	19.6	22.3	19.6
	NTU	100 100	101	96.6	110	107
	NTU	800 100	797	789	819	789
		10	9.32	9.04	9.80	9.63

Notes: DO - Dissolved Oxygen; us/cm - microsiemens/centimeter; ORP - oxidation-reduction potential; mV - millivolts; NTU - Nephelometric Turbidity Units; NC - Not calibrated

Project: Plant Scherer
Field Staff:

Instrument Calibration

Date: Time: 8/9/23

Parameter	Units	Standard	AquaTROLL SN <u>728624</u>	AquaTROLL SN _____	AquaTROLL SN _____	AquaTROLL SN _____
DO	% saturation	100	<u>89.5</u>			
Conductivity	us/cm	4490	457 <u>457</u>			
pH	S.U.	4.00	<u>4.02</u>			
pH	S.U.	7.00	<u>6.99</u>			
pH	S.U.	10.00	<u>10.05</u>			
ORP	mV	228.00	<u>227.8</u>			

Turbidity	Units	Standard	Hach SN <u>20020035517</u>	Hach SN	Hach SN	Hach SN
	NTU	<u>20</u> 0.0	<u>18.9</u>			
	NTU	<u>100</u> 1.0	<u>91.9</u>			
	NTU	<u>1000</u> 10.0	<u>781</u>			
		<u>10</u>	<u>9.21</u>			

Date: Time:

Parameter	Units	Standard	AquaTROLL SN _____	AquaTROLL SN _____	AquaTROLL SN _____	AquaTROLL SN _____
DO	% saturation	100				
Conductivity	us/cm	4490				
pH	S.U.	4.00				
pH	S.U.	7.00				
pH	S.U.	10.00				
ORP	mV	228.00				

Turbidity	Units	Standard	Hach SN	Hach SN	Hach SN	Hach SN
	NTU	0.0				
	NTU	1.0				
	NTU	10.0				

Notes: DO - Dissolved Oxygen; us/cm - microsiemens/centimeter; ORP - oxidation-reduction potential; mV - millivolts; NTU - Nephelometric Turbidity Units; NC - Not calibrated

APPENDIX A

**Instrument Calibration Forms
October 2023**

Site Name: PLANT SCHEIZER

Field Instrumentation Calibration Form

Date: 10/04/2023
 Field Conditions: Good

Calibrated By: M. MANN

Instrument	Manufacturer/Model	Serial Number
Water Quality Meter	<u>HI-91424</u>	<u>980717</u>
Turbidity Meter	<u>HACH 2100Q</u>	<u>230609000542</u>

Calibration Standard Information				
Parameter	Standard	Lot #	Date of Expiration	Brand
Specific Conductance (µS/cm)	4.490	<u>2400044</u>	<u>05/24</u>	<u>AIR</u>
pH (SU)	4.00	<u>2400044</u>	<u>05/24</u>	<u>AIR</u>
pH (SU)	7.00	<u>22290189</u>	<u>04/2024</u>	<u>AIR</u>
pH (SU)	10.00	<u>22130130</u>	<u>04/2024</u>	<u>AIR</u>
D.O. (%)	N/A	-	-	-
ORP (mV)	228.0	<u>24002258</u>	<u>06/2024</u>	<u>AIR</u>

Calibration					
Time Start <u>1005</u>		Time Finish <u>1030</u>			
Parameter	Standard	Calibration Value	Calibration Solution Temperature (°C)	Acceptance Criteria	Reference
Specific Conductance (µS/cm)	4.490	<u>4312.9</u>	<u>20.92</u>	± 10% of standard	EPA 2023
pH (SU)	4.00	<u>5.97407</u>	<u>20.38</u>	± 0.1	GWMP
pH (SU)	7.00	<u>7.10</u>	<u>20.92</u>	± 0.1	GWMP
pH (SU)	10.00	<u>10.01</u>	<u>20.83</u>	± 0.1	GWMP
D.O. (%)	N/A	<u>111.30</u>	<u>21.00</u>	± 10%	NA
ORP (mV)	228.0	<u>236.4</u>	<u>20.83</u>	± 10	EPA 2023

Turbidity (NTU)	Standard	Calibration Value	Acceptance Criteria	Reference
	<u>20.0</u>	<u>20.0</u>	± 10% of standard	EPA 2023
	<u>100</u>	<u>99.2</u>		
	<u>200</u>	<u>202</u>		
	<u>1000</u>	<u>10.2</u>		

Calibration Check					
Time Start <u>1322</u>		Time Finish			
Parameter	Standard	Calibration Value	Calibration Solution Temperature (°C)	Acceptance Criteria	Reference
Specific Conductance (µS/cm)	4.490	<u>4208.8</u>	<u>28.38</u>	± 10% of standard	EPA 2023
pH (SU)	4.00	<u>4.00</u>	<u>28.38</u>	± 0.1	GWMP
pH (SU)	7.00	<u>6.96</u>	<u>27.37</u>	± 0.1	GWMP
pH (SU)	10.00	<u>9.95</u>	<u>26.73</u>	± 0.1	GWMP

Turbidity (NTU)	Standard	Calibration Value	Acceptance Criteria	Reference
	<u>10.0</u>	<u>10.5</u>	± 10% of standard	EPA 2023
	<u>20.0</u>	<u>20.7</u>		
	<u>100.0</u>	<u>102</u>		
	<u>200.0</u>	<u>90.9</u>		

Notes:

Site Name: Scherer

Field Instrumentation Calibration Form

Date: 10/04/23

Calibrated By: P. Wain

Field Conditions: Sunny

Instrument	Manufacturer Model	Serial Number
Water Quality Meter	ALUMINA 400	843503
Turbidity Meter	WWT 2100A	15030039579

Calibration Standard Information

Parameter	Standard	Lot #	Date of Expiration	Brand
Specific Conductance ($\mu\text{S}/\text{cm}$)	4.490	211000044	05/2024	Atlanta Instrument Details (A2R)
pH (SU)	4.00	121000044	05/2024	A2R
pH (SU)	7.00	12290139	04/2024	A2R
pH (SU)	10.00	12110130	04/2024	A2R
D.O. (%)	N/A	24002256	06/2024	A2R
ORP (mV)	228.0			

Calibration

Time Start		Time Finish				
Parameter	Standard	Calibration Value	Calibration Solution Temperature (°C)	Acceptance Criteria	Reference	
Specific Conductance ($\mu\text{S}/\text{cm}$)	4.490	4165.2	21.04	$\pm 10\%$ of standard	EPA 2023	
pH (SU)	4.00	4.00	21.05	± 0.1	GWMP	
pH (SU)	7.00	6.87	21.30	± 0.1	GWMP	
pH (SU)	10.00	9.73	21.48	± 0.1	GWMP	
D.O. (%)	N/A	106.92	21.36	$\pm 10\%$	NA	
ORP (mV)	228.0	227.1	21.57	± 10	EPA 2023	

Turbidity (NTU)	Standard	Calibration Value	Acceptance Criteria	Reference
	20	19.9	$\pm 10\%$ of standard	EPA 2023
	100	101		
	200	792		
	10	10.5		

Calibration Check

Time Start		Time Finish				
Parameter	Standard	Calibration Value	Calibration Solution Temperature (°C)	Acceptance Criteria	Reference	
Specific Conductance ($\mu\text{S}/\text{cm}$)	4.490	4340.5	26.56	$\pm 10\%$ of standard	EPA 2023	
pH (SU)	4.00	4.07	26.50	± 0.1	GWMP	
pH (SU)	7.00	7.05	26.34	± 0.1	GWMP	
pH (SU)	10.00	9.99	25.88	± 0.1	GWMP	

Turbidity (NTU)	Standard	Calibration Value	Acceptance Criteria	Reference
	20	20.2	$\pm 10\%$ of standard	EPA 2023
	100	96.8		
	200	740		
	10	10.8		

Notes:

APPENDIX B

**Analytical Results, Data Validation Summaries
and Laboratory Accreditation**

APPENDIX B

Analytical Results
February 2023



ANALYTICAL REPORT

PREPARED FOR

Attn: Joju Abraham
Southern Company
241 Ralph McGill Blvd SE
B10185
Atlanta, Georgia 30308

Generated 4/25/2023 3:33:00 PM

JOB DESCRIPTION

CCR - Plant Scherer Cell 1

JOB NUMBER

680-231213-1

Eurofins Savannah

Job Notes

The test results in this report meet NELAP requirements for parameters for which accreditation is required or available. Any exceptions to the NELAP requirements are noted. Results pertain only to samples listed in this report. This report may not be reproduced, except in full, without the written approval of the laboratory. Questions should be directed to the person who signed this report.

The test results in this report relate only to the samples as received by the laboratory and will meet all requirements of the methodology, with any exceptions noted. This report shall not be reproduced except in full, without the express written approval of the laboratory. All questions should be directed to the Eurofins Environment Testing Southeast, LLC Project Manager.

Authorization



Generated
4/25/2023 3:33:00 PM

Authorized for release by
David Fuller, Project Manager
David.Fuller@et.eurofinsus.com
(770)344-8986

Definitions/Glossary

Client: Southern Company
Project/Site: CCR - Plant Scherer Cell 1

Job ID: 680-231213-1

Qualifiers

HPLC/IC

Qualifier	Qualifier Description
4	MS, MSD: The analyte present in the original sample is greater than 4 times the matrix spike concentration; therefore, control limits are not applicable.
J	Result is less than the RL but greater than or equal to the MDL and the concentration is an approximate value.

Metals

Qualifier	Qualifier Description
4	MS, MSD: The analyte present in the original sample is greater than 4 times the matrix spike concentration; therefore, control limits are not applicable.
B	Compound was found in the blank and sample.
J	Result is less than the RL but greater than or equal to the MDL and the concentration is an approximate value.

General Chemistry

Qualifier	Qualifier Description
F5	Duplicate RPD exceeds limit, and one or both sample results are less than 5 times RL, and the absolute difference between results is < the upper reporting limits for both.

Glossary


Abbreviation	These commonly used abbreviations may or may not be present in this report.
α	Listed under the "D" column to designate that the result is reported on a dry weight basis
%R	Percent Recovery
CFL	Contains Free Liquid
CFU	Colony Forming Unit
CNF	Contains No Free Liquid
DER	Duplicate Error Ratio (normalized absolute difference)
Dil Fac	Dilution Factor
DL	Detection Limit (DoD/DOE)
DL, RA, RE, IN	Indicates a Dilution, Re-analysis, Re-extraction, or additional Initial metals/anion analysis of the sample
DLC	Decision Level Concentration (Radiochemistry)
EDL	Estimated Detection Limit (Dioxin)
LOD	Limit of Detection (DoD/DOE)
LOQ	Limit of Quantitation (DoD/DOE)
MCL	EPA recommended "Maximum Contaminant Level"
MDA	Minimum Detectable Activity (Radiochemistry)
MDC	Minimum Detectable Concentration (Radiochemistry)
MDL	Method Detection Limit
ML	Minimum Level (Dioxin)
MPN	Most Probable Number
MQL	Method Quantitation Limit
NC	Not Calculated
ND	Not Detected at the reporting limit (or MDL or EDL if shown)
NEG	Negative / Absent
POS	Positive / Present
PQL	Practical Quantitation Limit
PRES	Presumptive
QC	Quality Control
RER	Relative Error Ratio (Radiochemistry)
RL	Reporting Limit or Requested Limit (Radiochemistry)
RPD	Relative Percent Difference, a measure of the relative difference between two points
TEF	Toxicity Equivalent Factor (Dioxin)
TEQ	Toxicity Equivalent Quotient (Dioxin)
TNTC	Too Numerous To Count

Sample Summary

Client: Southern Company
Project/Site: CCR - Plant Scherer Cell 1

Job ID: 680-231213-1

Lab Sample ID	Client Sample ID	Matrix	Collected	Received
680-231213-1	SCH-GWC-1	Water	02/27/23 15:36	03/01/23 09:24
680-231213-2	SCH-GWC-2	Water	02/27/23 11:07	03/01/23 09:24
680-231213-3	SCH-GWC-4	Water	02/27/23 13:22	03/01/23 09:24
680-231213-4	SCH-GWC-6	Water	02/27/23 10:30	03/01/23 09:24
680-231213-5	SCH-GWC-7	Water	02/27/23 11:25	03/01/23 09:24
680-231213-6	SCH-GWC-8A	Water	02/27/23 12:30	03/01/23 09:24
680-231213-7	SCH-GWC-9	Water	02/27/23 14:45	03/01/23 09:24
680-231213-8	SCH-GWC-11	Water	02/27/23 11:10	03/01/23 09:24
680-231213-9	SCH-GWC-12	Water	02/27/23 12:15	03/01/23 09:24
680-231213-10	SCH-GWC-13	Water	02/27/23 13:28	03/01/23 09:24
680-231213-11	SCH-GWC-14	Water	02/27/23 14:39	03/01/23 09:24
680-231213-12	SCH-CELL1-FB-4	Water	02/27/23 13:00	03/01/23 09:24
680-231213-13	SCH-CELL1-EB-4	Water	02/27/23 15:05	03/01/23 09:24
680-231213-14	SCH-CELL1-FB-5	Water	02/27/23 09:45	03/01/23 09:24
680-231213-15	SCH-CELL1-FD-5	Water	02/27/23 00:00	03/01/23 09:24
680-231213-16	SCH-CELL1-EB-5	Water	02/27/23 13:20	03/01/23 09:24



Case Narrative

Client: Southern Company
Project/Site: CCR - Plant Scherer Cell 1

Job ID: 680-231213-1

Job ID: 680-231213-1

Laboratory: Eurofins Savannah

Narrative

Job Narrative 680-231213-1

Receipt

The samples were received on 3/1/2023 9:24 AM. Unless otherwise noted below, the samples arrived in good condition, and, where required, properly preserved and on ice. The temperatures of the 2 coolers at receipt time were 2.2°C and 3.2°C

HPLC/IC

Method 300_ORGFM_28D: The matrix spike / matrix spike duplicate (MS/MSD) recoveries for analytical batch 180-427908 were outside control limits for one or more analytes, see QC Sample Results for detail. Sample matrix interference and/or non-homogeneity are suspected because the associated laboratory control sample (LCS) recovery is within acceptance limits.

No additional analytical or quality issues were noted, other than those described above or in the Definitions/ Glossary page.

Metals

Method 6020B: The method blank for preparation batch 180-428682 and analytical batch 180-430208 contained copper above the reporting limit (RL). This analyte is considered a common laboratory contaminant. The associated sample(s) was not re-digested and/or re-analyzed because the concentration of the common lab contaminant in the method blank was less than 5 times the RL.

No additional analytical or quality issues were noted, other than those described above or in the Definitions/ Glossary page.

General Chemistry

No additional analytical or quality issues were noted, other than those described above or in the Definitions/ Glossary page.

Client Sample Results

Client: Southern Company
Project/Site: CCR - Plant Scherer Cell 1

Job ID: 680-231213-1

Client Sample ID: SCH-GWC-1

Lab Sample ID: 680-231213-1

Date Collected: 02/27/23 15:36

Matrix: Water

Date Received: 03/01/23 09:24

Method: EPA 300.0 R2.1 - Anions, Ion Chromatography

Analyte	Result	Qualifier	RL	MDL	Unit	D	Prepared	Analyzed	Dil Fac
Chloride	3.8		1.0	0.71	mg/L			03/02/23 04:15	1
Fluoride	0.080	J	0.10	0.026	mg/L			03/02/23 04:15	1
Sulfate	1.6		1.0	0.76	mg/L			03/02/23 04:15	1

Method: SW846 EPA 6020B - Metals (ICP/MS) - Total Recoverable

Analyte	Result	Qualifier	RL	MDL	Unit	D	Prepared	Analyzed	Dil Fac
Antimony	<0.00097		0.0020	0.00097	mg/L		03/08/23 10:30	03/19/23 01:03	1
Arsenic	<0.00028		0.0010	0.00028	mg/L		03/08/23 10:30	03/19/23 01:03	1
Barium	0.049		0.010	0.0031	mg/L		03/08/23 10:30	03/19/23 01:03	1
Beryllium	<0.00027		0.0025	0.00027	mg/L		03/08/23 10:30	03/19/23 01:03	1
Boron	<0.060		0.080	0.060	mg/L		03/08/23 10:30	03/25/23 09:58	1
Cadmium	<0.00022		0.0025	0.00022	mg/L		03/08/23 10:30	03/19/23 01:03	1
Calcium	19		0.50	0.13	mg/L		03/08/23 10:30	03/19/23 01:03	1
Chromium	0.014		0.0020	0.0015	mg/L		03/08/23 10:30	03/19/23 01:03	1
Cobalt	<0.00026		0.0025	0.00026	mg/L		03/08/23 10:30	03/19/23 01:03	1
Copper	<0.0011		0.0020	0.0011	mg/L		03/08/23 10:30	03/19/23 01:03	1
Lead	<0.00038		0.0010	0.00038	mg/L		03/08/23 10:30	03/19/23 01:03	1
Magnesium	9.2		0.50	0.050	mg/L		03/08/23 10:30	03/19/23 01:03	1
Nickel	0.0013		0.0010	0.00052	mg/L		03/08/23 10:30	03/19/23 01:03	1
Potassium	1.2		0.50	0.16	mg/L		03/08/23 10:30	03/19/23 01:03	1
Selenium	<0.00074		0.0050	0.00074	mg/L		03/08/23 10:30	03/19/23 01:03	1
Silver	<0.00022		0.0010	0.00022	mg/L		03/08/23 10:30	03/19/23 01:03	1
Sodium	11	B	0.50	0.18	mg/L		03/08/23 10:30	03/19/23 01:03	1
Thallium	<0.00047		0.0010	0.00047	mg/L		03/08/23 10:30	03/19/23 01:03	1
Vanadium	0.019		0.0010	0.00078	mg/L		03/08/23 10:30	03/19/23 01:03	1
Zinc	<0.0060		0.015	0.0060	mg/L		03/08/23 10:30	03/19/23 01:03	1

Method: SW846 EPA 7470A - Mercury (CVAA)

Analyte	Result	Qualifier	RL	MDL	Unit	D	Prepared	Analyzed	Dil Fac
Mercury	<0.00013		0.00020	0.00013	mg/L		03/09/23 11:00	03/09/23 14:09	1

General Chemistry

Analyte	Result	Qualifier	RL	MDL	Unit	D	Prepared	Analyzed	Dil Fac
Total Dissolved Solids (SM 2540C)	160		10	10	mg/L			03/01/23 17:33	1
Total Alkalinity as CaCO3 to pH 4.5 (SM18 SM2320 B)	110		5.0	5.0	mg/L			03/01/23 17:04	1
Bicarbonate Alkalinity as CaCO3 (SM18 SM2320 B)	110		5.0	5.0	mg/L			03/01/23 17:04	1
Carbonate Alkalinity as CaCO3 (SM18 SM2320 B)	<5.0		5.0	5.0	mg/L			03/01/23 17:04	1

Method: EPA Field Sampling - Field Sampling

Analyte	Result	Qualifier	RL	MDL	Unit	D	Prepared	Analyzed	Dil Fac
pH	6.56				SU			02/27/23 15:36	1

Client Sample ID: SCH-GWC-2

Lab Sample ID: 680-231213-2

Date Collected: 02/27/23 11:07

Matrix: Water

Date Received: 03/01/23 09:24

Method: EPA 300.0 R2.1 - Anions, Ion Chromatography

Analyte	Result	Qualifier	RL	MDL	Unit	D	Prepared	Analyzed	Dil Fac
Chloride	2.2		1.0	0.71	mg/L			03/02/23 04:33	1

Eurofins Savannah

Client Sample Results

Client: Southern Company
Project/Site: CCR - Plant Scherer Cell 1

Job ID: 680-231213-1

Client Sample ID: SCH-GWC-2

Lab Sample ID: 680-231213-2

Date Collected: 02/27/23 11:07

Matrix: Water

Date Received: 03/01/23 09:24

Method: EPA 300.0 R2.1 - Anions, Ion Chromatography (Continued)

Analyte	Result	Qualifier	RL	MDL	Unit	D	Prepared	Analyzed	Dil Fac
Fluoride	0.055	J	0.10	0.026	mg/L			03/02/23 04:33	1
Sulfate	1.6		1.0	0.76	mg/L			03/02/23 04:33	1

Method: SW846 EPA 6020B - Metals (ICP/MS) - Total Recoverable

Analyte	Result	Qualifier	RL	MDL	Unit	D	Prepared	Analyzed	Dil Fac
Antimony	<0.00097		0.0020	0.00097	mg/L		03/08/23 10:30	03/19/23 01:07	1
Arsenic	<0.00028		0.0010	0.00028	mg/L		03/08/23 10:30	03/19/23 01:07	1
Barium	0.048		0.010	0.0031	mg/L		03/08/23 10:30	03/19/23 01:07	1
Beryllium	<0.00027		0.0025	0.00027	mg/L		03/08/23 10:30	03/19/23 01:07	1
Boron	<0.060		0.080	0.060	mg/L		03/08/23 10:30	03/25/23 10:01	1
Cadmium	<0.00022		0.0025	0.00022	mg/L		03/08/23 10:30	03/19/23 01:07	1
Calcium	19		0.50	0.13	mg/L		03/08/23 10:30	03/19/23 01:07	1
Chromium	0.012		0.0020	0.0015	mg/L		03/08/23 10:30	03/19/23 01:07	1
Cobalt	<0.00026		0.0025	0.00026	mg/L		03/08/23 10:30	03/19/23 01:07	1
Copper	<0.0011		0.0020	0.0011	mg/L		03/08/23 10:30	03/19/23 01:07	1
Lead	<0.00038		0.0010	0.00038	mg/L		03/08/23 10:30	03/19/23 01:07	1
Magnesium	8.7		0.50	0.050	mg/L		03/08/23 10:30	03/19/23 01:07	1
Nickel	0.0038		0.0010	0.00052	mg/L		03/08/23 10:30	03/19/23 01:07	1
Potassium	1.5		0.50	0.16	mg/L		03/08/23 10:30	03/19/23 01:07	1
Selenium	0.00075	J	0.0050	0.00074	mg/L		03/08/23 10:30	03/19/23 01:07	1
Silver	<0.00022		0.0010	0.00022	mg/L		03/08/23 10:30	03/19/23 01:07	1
Sodium	10	B	0.50	0.18	mg/L		03/08/23 10:30	03/19/23 01:07	1
Thallium	<0.00047		0.0010	0.00047	mg/L		03/08/23 10:30	03/19/23 01:07	1
Vanadium	0.016		0.0010	0.00078	mg/L		03/08/23 10:30	03/19/23 01:07	1
Zinc	<0.0060		0.015	0.0060	mg/L		03/08/23 10:30	03/19/23 01:07	1

Method: SW846 EPA 7470A - Mercury (CVAA)

Analyte	Result	Qualifier	RL	MDL	Unit	D	Prepared	Analyzed	Dil Fac
Mercury	<0.00013		0.00020	0.00013	mg/L		03/09/23 11:00	03/09/23 14:10	1

General Chemistry

Analyte	Result	Qualifier	RL	MDL	Unit	D	Prepared	Analyzed	Dil Fac
Total Dissolved Solids (SM 2540C)	140		10	10	mg/L			03/01/23 17:33	1
Total Alkalinity as CaCO3 to pH 4.5 (SM18 SM2320 B)	100		5.0	5.0	mg/L			03/01/23 17:15	1
Bicarbonate Alkalinity as CaCO3 (SM18 SM2320 B)	100		5.0	5.0	mg/L			03/01/23 17:15	1
Carbonate Alkalinity as CaCO3 (SM18 SM2320 B)	<5.0		5.0	5.0	mg/L			03/01/23 17:15	1

Method: EPA Field Sampling - Field Sampling

Analyte	Result	Qualifier	RL	MDL	Unit	D	Prepared	Analyzed	Dil Fac
pH	6.41				SU			02/27/23 11:07	1

Client Sample ID: SCH-GWC-4

Lab Sample ID: 680-231213-3

Date Collected: 02/27/23 13:22

Matrix: Water

Date Received: 03/01/23 09:24

Method: EPA 300.0 R2.1 - Anions, Ion Chromatography

Analyte	Result	Qualifier	RL	MDL	Unit	D	Prepared	Analyzed	Dil Fac
Chloride	16		1.0	0.71	mg/L			03/02/23 04:52	1
Fluoride	0.075	J	0.10	0.026	mg/L			03/02/23 04:52	1

Eurofins Savannah

Client Sample Results

Client: Southern Company
Project/Site: CCR - Plant Scherer Cell 1

Job ID: 680-231213-1

Client Sample ID: SCH-GWC-4

Lab Sample ID: 680-231213-3

Date Collected: 02/27/23 13:22

Matrix: Water

Date Received: 03/01/23 09:24

Method: EPA 300.0 R2.1 - Anions, Ion Chromatography (Continued)

Analyte	Result	Qualifier	RL	MDL	Unit	D	Prepared	Analyzed	Dil Fac
Sulfate	56		1.0	0.76	mg/L			03/02/23 04:52	1

Method: SW846 EPA 6020B - Metals (ICP/MS) - Total Recoverable

Analyte	Result	Qualifier	RL	MDL	Unit	D	Prepared	Analyzed	Dil Fac
Antimony	<0.00097		0.0020	0.00097	mg/L		03/08/23 10:30	03/19/23 01:11	1
Arsenic	<0.00028		0.0010	0.00028	mg/L		03/08/23 10:30	03/19/23 01:11	1
Barium	0.081		0.010	0.0031	mg/L		03/08/23 10:30	03/19/23 01:11	1
Beryllium	<0.00027		0.0025	0.00027	mg/L		03/08/23 10:30	03/19/23 01:11	1
Boron	<0.060		0.080	0.060	mg/L		03/08/23 10:30	03/25/23 10:04	1
Cadmium	<0.00022		0.0025	0.00022	mg/L		03/08/23 10:30	03/19/23 01:11	1
Calcium	26		0.50	0.13	mg/L		03/08/23 10:30	03/19/23 01:11	1
Chromium	0.0039		0.0020	0.0015	mg/L		03/08/23 10:30	03/19/23 01:11	1
Cobalt	<0.00026		0.0025	0.00026	mg/L		03/08/23 10:30	03/19/23 01:11	1
Copper	<0.0011		0.0020	0.0011	mg/L		03/08/23 10:30	03/19/23 01:11	1
Lead	<0.00038		0.0010	0.00038	mg/L		03/08/23 10:30	03/19/23 01:11	1
Magnesium	16		0.50	0.050	mg/L		03/08/23 10:30	03/19/23 01:11	1
Nickel	0.0012		0.0010	0.00052	mg/L		03/08/23 10:30	03/19/23 01:11	1
Potassium	1.8		0.50	0.16	mg/L		03/08/23 10:30	03/19/23 01:11	1
Selenium	0.0039	J	0.0050	0.00074	mg/L		03/08/23 10:30	03/19/23 01:11	1
Silver	<0.00022		0.0010	0.00022	mg/L		03/08/23 10:30	03/19/23 01:11	1
Sodium	15	B	0.50	0.18	mg/L		03/08/23 10:30	03/19/23 01:11	1
Thallium	<0.00047		0.0010	0.00047	mg/L		03/08/23 10:30	03/19/23 01:11	1
Vanadium	0.0056		0.0010	0.00078	mg/L		03/08/23 10:30	03/19/23 01:11	1
Zinc	<0.0060		0.015	0.0060	mg/L		03/08/23 10:30	03/19/23 01:11	1

Method: SW846 EPA 7470A - Mercury (CVAA)

Analyte	Result	Qualifier	RL	MDL	Unit	D	Prepared	Analyzed	Dil Fac
Mercury	<0.00013		0.00020	0.00013	mg/L		03/09/23 11:00	03/09/23 14:11	1

General Chemistry

Analyte	Result	Qualifier	RL	MDL	Unit	D	Prepared	Analyzed	Dil Fac
Total Dissolved Solids (SM 2540C)	240		10	10	mg/L			03/01/23 17:33	1
Total Alkalinity as CaCO3 to pH 4.5 (SM18 SM2320 B)	68		5.0	5.0	mg/L			03/01/23 17:20	1
Bicarbonate Alkalinity as CaCO3 (SM18 SM2320 B)	68		5.0	5.0	mg/L			03/01/23 17:20	1
Carbonate Alkalinity as CaCO3 (SM18 SM2320 B)	<5.0		5.0	5.0	mg/L			03/01/23 17:20	1

Method: EPA Field Sampling - Field Sampling

Analyte	Result	Qualifier	RL	MDL	Unit	D	Prepared	Analyzed	Dil Fac
pH	6.17				SU			02/27/23 13:22	1

Client Sample ID: SCH-GWC-6

Lab Sample ID: 680-231213-4

Date Collected: 02/27/23 10:30

Matrix: Water

Date Received: 03/01/23 09:24

Method: EPA 300.0 R2.1 - Anions, Ion Chromatography

Analyte	Result	Qualifier	RL	MDL	Unit	D	Prepared	Analyzed	Dil Fac
Chloride	5.2		1.0	0.71	mg/L			03/02/23 17:58	1
Fluoride	0.072	J	0.10	0.026	mg/L			03/02/23 17:58	1
Sulfate	13		1.0	0.76	mg/L			03/02/23 17:58	1

Eurofins Savannah

Client Sample Results

Client: Southern Company
Project/Site: CCR - Plant Scherer Cell 1

Job ID: 680-231213-1

Client Sample ID: SCH-GWC-6

Lab Sample ID: 680-231213-4

Date Collected: 02/27/23 10:30

Matrix: Water

Date Received: 03/01/23 09:24

Method: SW846 EPA 6020B - Metals (ICP/MS) - Total Recoverable

Analyte	Result	Qualifier	RL	MDL	Unit	D	Prepared	Analyzed	Dil Fac
Antimony	<0.00097		0.0020	0.00097	mg/L		03/08/23 10:30	03/19/23 01:14	1
Arsenic	<0.00028		0.0010	0.00028	mg/L		03/08/23 10:30	03/19/23 01:14	1
Barium	0.052		0.010	0.0031	mg/L		03/08/23 10:30	03/19/23 01:14	1
Beryllium	<0.00027		0.0025	0.00027	mg/L		03/08/23 10:30	03/19/23 01:14	1
Boron	<0.060		0.080	0.060	mg/L		03/08/23 10:30	03/25/23 10:07	1
Cadmium	<0.00022		0.0025	0.00022	mg/L		03/08/23 10:30	03/19/23 01:14	1
Calcium	17		0.50	0.13	mg/L		03/08/23 10:30	03/19/23 01:14	1
Chromium	0.0047		0.0020	0.0015	mg/L		03/08/23 10:30	03/19/23 01:14	1
Cobalt	<0.00026		0.0025	0.00026	mg/L		03/08/23 10:30	03/19/23 01:14	1
Copper	<0.0011		0.0020	0.0011	mg/L		03/08/23 10:30	03/19/23 01:14	1
Lead	<0.00038		0.0010	0.00038	mg/L		03/08/23 10:30	03/19/23 01:14	1
Magnesium	8.2		0.50	0.050	mg/L		03/08/23 10:30	03/19/23 01:14	1
Nickel	0.00080	J	0.0010	0.00052	mg/L		03/08/23 10:30	03/19/23 01:14	1
Potassium	1.8		0.50	0.16	mg/L		03/08/23 10:30	03/19/23 01:14	1
Selenium	<0.00074		0.0050	0.00074	mg/L		03/08/23 10:30	03/19/23 01:14	1
Silver	<0.00022		0.0010	0.00022	mg/L		03/08/23 10:30	03/19/23 01:14	1
Sodium	11	B	0.50	0.18	mg/L		03/08/23 10:30	03/19/23 01:14	1
Thallium	<0.00047		0.0010	0.00047	mg/L		03/08/23 10:30	03/19/23 01:14	1
Vanadium	0.0097		0.0010	0.00078	mg/L		03/08/23 10:30	03/19/23 01:14	1
Zinc	<0.0060		0.015	0.0060	mg/L		03/08/23 10:30	03/19/23 01:14	1

Method: SW846 EPA 7470A - Mercury (CVAA)

Analyte	Result	Qualifier	RL	MDL	Unit	D	Prepared	Analyzed	Dil Fac
Mercury	<0.00013		0.00020	0.00013	mg/L		03/09/23 11:00	03/09/23 14:16	1

General Chemistry

Analyte	Result	Qualifier	RL	MDL	Unit	D	Prepared	Analyzed	Dil Fac
Total Dissolved Solids (SM 2540C)	150		10	10	mg/L			03/01/23 17:33	1
Total Alkalinity as CaCO3 to pH 4.5 (SM18 SM2320 B)	80		5.0	5.0	mg/L			03/01/23 17:25	1
Bicarbonate Alkalinity as CaCO3 (SM18 SM2320 B)	80		5.0	5.0	mg/L			03/01/23 17:25	1
Carbonate Alkalinity as CaCO3 (SM18 SM2320 B)	<5.0		5.0	5.0	mg/L			03/01/23 17:25	1

Method: EPA Field Sampling - Field Sampling

Analyte	Result	Qualifier	RL	MDL	Unit	D	Prepared	Analyzed	Dil Fac
pH	6.16				SU			02/27/23 10:30	1

Client Sample ID: SCH-GWC-7

Lab Sample ID: 680-231213-5

Date Collected: 02/27/23 11:25

Matrix: Water

Date Received: 03/01/23 09:24

Method: EPA 300.0 R2.1 - Anions, Ion Chromatography

Analyte	Result	Qualifier	RL	MDL	Unit	D	Prepared	Analyzed	Dil Fac
Chloride	3.5		1.0	0.71	mg/L			03/02/23 07:01	1
Fluoride	0.054	J	0.10	0.026	mg/L			03/02/23 07:01	1
Sulfate	1.4		1.0	0.76	mg/L			03/02/23 07:01	1

Method: SW846 EPA 6020B - Metals (ICP/MS) - Total Recoverable

Analyte	Result	Qualifier	RL	MDL	Unit	D	Prepared	Analyzed	Dil Fac
Antimony	<0.00097		0.0020	0.00097	mg/L		03/09/23 13:20	03/22/23 14:35	1

Eurofins Savannah

Client Sample Results

Client: Southern Company
Project/Site: CCR - Plant Scherer Cell 1

Job ID: 680-231213-1

Client Sample ID: SCH-GWC-7

Lab Sample ID: 680-231213-5

Date Collected: 02/27/23 11:25

Matrix: Water

Date Received: 03/01/23 09:24

Method: SW846 EPA 6020B - Metals (ICP/MS) - Total Recoverable (Continued)

Analyte	Result	Qualifier	RL	MDL	Unit	D	Prepared	Analyzed	Dil Fac
Arsenic	<0.00028		0.0010	0.00028	mg/L		03/09/23 13:20	03/22/23 14:35	1
Barium	0.036		0.010	0.0031	mg/L		03/09/23 13:20	03/22/23 14:35	1
Beryllium	<0.00027		0.0025	0.00027	mg/L		03/09/23 13:20	03/22/23 14:35	1
Boron	<0.060		0.080	0.060	mg/L		03/09/23 13:20	04/14/23 16:45	1
Cadmium	<0.00022		0.0025	0.00022	mg/L		03/09/23 13:20	03/22/23 14:35	1
Calcium	16		0.50	0.13	mg/L		03/09/23 13:20	03/22/23 14:35	1
Chromium	0.0092		0.0020	0.0015	mg/L		03/09/23 13:20	03/22/23 14:35	1
Cobalt	<0.00026		0.0025	0.00026	mg/L		03/09/23 13:20	03/22/23 14:35	1
Copper	<0.0011		0.0020	0.0011	mg/L		03/09/23 13:20	03/22/23 14:35	1
Lead	<0.00038		0.0010	0.00038	mg/L		03/09/23 13:20	03/22/23 14:35	1
Magnesium	7.3		0.50	0.050	mg/L		03/09/23 13:20	03/22/23 14:35	1
Nickel	0.010		0.0010	0.00052	mg/L		03/09/23 13:20	03/22/23 14:35	1
Potassium	1.2 B		0.50	0.16	mg/L		03/09/23 13:20	03/22/23 14:35	1
Selenium	<0.00074		0.0050	0.00074	mg/L		03/09/23 13:20	03/22/23 14:35	1
Silver	<0.00022		0.0010	0.00022	mg/L		03/09/23 13:20	03/22/23 14:35	1
Sodium	8.9		0.50	0.18	mg/L		03/09/23 13:20	03/22/23 14:35	1
Thallium	<0.00047		0.0010	0.00047	mg/L		03/09/23 13:20	03/22/23 14:35	1
Vanadium	0.014		0.0010	0.00078	mg/L		03/09/23 13:20	03/22/23 14:35	1
Zinc	<0.0060		0.015	0.0060	mg/L		03/09/23 13:20	03/22/23 14:35	1

Method: SW846 EPA 7470A - Mercury (CVAA)

Analyte	Result	Qualifier	RL	MDL	Unit	D	Prepared	Analyzed	Dil Fac
Mercury	<0.00013		0.00020	0.00013	mg/L		03/09/23 11:00	03/09/23 14:17	1

General Chemistry

Analyte	Result	Qualifier	RL	MDL	Unit	D	Prepared	Analyzed	Dil Fac
Total Dissolved Solids (SM 2540C)	140		10	10	mg/L			03/01/23 17:33	1
Total Alkalinity as CaCO3 to pH 4.5 (SM18 SM2320 B)	86		5.0	5.0	mg/L			03/01/23 17:30	1
Bicarbonate Alkalinity as CaCO3 (SM18 SM2320 B)	86		5.0	5.0	mg/L			03/01/23 17:30	1
Carbonate Alkalinity as CaCO3 (SM18 SM2320 B)	<5.0		5.0	5.0	mg/L			03/01/23 17:30	1

Method: EPA Field Sampling - Field Sampling

Analyte	Result	Qualifier	RL	MDL	Unit	D	Prepared	Analyzed	Dil Fac
pH	6.35				SU			02/27/23 11:25	1

Client Sample ID: SCH-GWC-8A

Lab Sample ID: 680-231213-6

Date Collected: 02/27/23 12:30

Matrix: Water

Date Received: 03/01/23 09:24

Method: EPA 300.0 R2.1 - Anions, Ion Chromatography

Analyte	Result	Qualifier	RL	MDL	Unit	D	Prepared	Analyzed	Dil Fac
Chloride	8.8		1.0	0.71	mg/L			03/02/23 07:20	1
Fluoride	0.097 J		0.10	0.026	mg/L			03/02/23 07:20	1
Sulfate	12		1.0	0.76	mg/L			03/02/23 07:20	1

Method: SW846 EPA 6020B - Metals (ICP/MS) - Total Recoverable

Analyte	Result	Qualifier	RL	MDL	Unit	D	Prepared	Analyzed	Dil Fac
Antimony	<0.00097		0.0020	0.00097	mg/L		03/09/23 13:20	03/22/23 14:39	1
Arsenic	0.00050 J		0.0010	0.00028	mg/L		03/09/23 13:20	03/22/23 14:39	1

Eurofins Savannah

Client Sample Results

Client: Southern Company
Project/Site: CCR - Plant Scherer Cell 1

Job ID: 680-231213-1

Client Sample ID: SCH-GWC-8A

Lab Sample ID: 680-231213-6

Date Collected: 02/27/23 12:30

Matrix: Water

Date Received: 03/01/23 09:24

Method: SW846 EPA 6020B - Metals (ICP/MS) - Total Recoverable (Continued)

Analyte	Result	Qualifier	RL	MDL	Unit	D	Prepared	Analyzed	Dil Fac
Barium	0.055		0.010	0.0031	mg/L		03/09/23 13:20	03/22/23 14:39	1
Beryllium	<0.00027		0.0025	0.00027	mg/L		03/09/23 13:20	03/22/23 14:39	1
Boron	0.14		0.080	0.060	mg/L		03/09/23 13:20	04/14/23 16:55	1
Cadmium	<0.00022		0.0025	0.00022	mg/L		03/09/23 13:20	03/22/23 14:39	1
Calcium	64		0.50	0.13	mg/L		03/09/23 13:20	03/22/23 14:39	1
Chromium	<0.0015		0.0020	0.0015	mg/L		03/09/23 13:20	03/22/23 14:39	1
Cobalt	0.0040		0.0025	0.00026	mg/L		03/09/23 13:20	03/22/23 14:39	1
Copper	<0.0011		0.0020	0.0011	mg/L		03/09/23 13:20	03/22/23 14:39	1
Lead	<0.00038		0.0010	0.00038	mg/L		03/09/23 13:20	03/22/23 14:39	1
Magnesium	31		0.50	0.050	mg/L		03/09/23 13:20	03/22/23 14:39	1
Nickel	0.0070		0.0010	0.00052	mg/L		03/09/23 13:20	03/22/23 14:39	1
Potassium	2.7 B		0.50	0.16	mg/L		03/09/23 13:20	03/22/23 14:39	1
Selenium	<0.00074		0.0050	0.00074	mg/L		03/09/23 13:20	03/22/23 14:39	1
Silver	<0.00022		0.0010	0.00022	mg/L		03/09/23 13:20	03/22/23 14:39	1
Sodium	17		0.50	0.18	mg/L		03/09/23 13:20	03/22/23 14:39	1
Thallium	<0.00047		0.0010	0.00047	mg/L		03/09/23 13:20	03/22/23 14:39	1
Vanadium	0.0019		0.0010	0.00078	mg/L		03/09/23 13:20	03/22/23 14:39	1
Zinc	0.016 B		0.015	0.0060	mg/L		03/09/23 13:20	03/22/23 14:39	1

Method: SW846 EPA 7470A - Mercury (CVAA)

Analyte	Result	Qualifier	RL	MDL	Unit	D	Prepared	Analyzed	Dil Fac
Mercury	<0.00013		0.00020	0.00013	mg/L		03/09/23 11:00	03/09/23 14:18	1

General Chemistry

Analyte	Result	Qualifier	RL	MDL	Unit	D	Prepared	Analyzed	Dil Fac
Total Dissolved Solids (SM 2540C)	340		10	10	mg/L			03/01/23 17:33	1
Total Alkalinity as CaCO3 to pH 4.5 (SM18 SM2320 B)	290		5.0	5.0	mg/L			03/01/23 17:36	1
Bicarbonate Alkalinity as CaCO3 (SM18 SM2320 B)	290		5.0	5.0	mg/L			03/01/23 17:36	1
Carbonate Alkalinity as CaCO3 (SM18 SM2320 B)	<5.0		5.0	5.0	mg/L			03/01/23 17:36	1

Method: EPA Field Sampling - Field Sampling

Analyte	Result	Qualifier	RL	MDL	Unit	D	Prepared	Analyzed	Dil Fac
pH	6.27				SU			02/27/23 12:30	1

Client Sample ID: SCH-GWC-9

Lab Sample ID: 680-231213-7

Date Collected: 02/27/23 14:45

Matrix: Water

Date Received: 03/01/23 09:24

Method: EPA 300.0 R2.1 - Anions, Ion Chromatography

Analyte	Result	Qualifier	RL	MDL	Unit	D	Prepared	Analyzed	Dil Fac
Chloride	4.2		1.0	0.71	mg/L			03/02/23 07:38	1
Fluoride	0.070 J		0.10	0.026	mg/L			03/02/23 07:38	1
Sulfate	13		1.0	0.76	mg/L			03/02/23 07:38	1

Method: SW846 EPA 6020B - Metals (ICP/MS) - Total Recoverable

Analyte	Result	Qualifier	RL	MDL	Unit	D	Prepared	Analyzed	Dil Fac
Antimony	<0.00097		0.0020	0.00097	mg/L		03/09/23 13:20	03/22/23 14:43	1
Arsenic	<0.00028		0.0010	0.00028	mg/L		03/09/23 13:20	03/22/23 14:43	1
Barium	0.025		0.010	0.0031	mg/L		03/09/23 13:20	03/22/23 14:43	1

Eurofins Savannah

Client Sample Results

Client: Southern Company
Project/Site: CCR - Plant Scherer Cell 1

Job ID: 680-231213-1

Client Sample ID: SCH-GWC-9

Lab Sample ID: 680-231213-7

Date Collected: 02/27/23 14:45

Matrix: Water

Date Received: 03/01/23 09:24

Method: SW846 EPA 6020B - Metals (ICP/MS) - Total Recoverable (Continued)

Analyte	Result	Qualifier	RL	MDL	Unit	D	Prepared	Analyzed	Dil Fac
Beryllium	<0.00027		0.0025	0.00027	mg/L		03/09/23 13:20	03/22/23 14:43	1
Boron	0.082		0.080	0.060	mg/L		03/09/23 13:20	04/14/23 16:58	1
Cadmium	<0.00022		0.0025	0.00022	mg/L		03/09/23 13:20	03/22/23 14:43	1
Calcium	20		0.50	0.13	mg/L		03/09/23 13:20	03/22/23 14:43	1
Chromium	0.0094		0.0020	0.0015	mg/L		03/09/23 13:20	03/22/23 14:43	1
Cobalt	<0.00026		0.0025	0.00026	mg/L		03/09/23 13:20	03/22/23 14:43	1
Copper	0.0013	J B	0.0020	0.0011	mg/L		03/09/23 13:20	03/22/23 14:43	1
Lead	<0.00038		0.0010	0.00038	mg/L		03/09/23 13:20	03/22/23 14:43	1
Magnesium	9.5		0.50	0.050	mg/L		03/09/23 13:20	03/22/23 14:43	1
Nickel	0.00091	J	0.0010	0.00052	mg/L		03/09/23 13:20	03/22/23 14:43	1
Potassium	1.2	B	0.50	0.16	mg/L		03/09/23 13:20	03/22/23 14:43	1
Selenium	<0.00074		0.0050	0.00074	mg/L		03/09/23 13:20	03/22/23 14:43	1
Silver	<0.00022		0.0010	0.00022	mg/L		03/09/23 13:20	03/22/23 14:43	1
Sodium	8.8		0.50	0.18	mg/L		03/09/23 13:20	03/22/23 14:43	1
Thallium	<0.00047		0.0010	0.00047	mg/L		03/09/23 13:20	03/22/23 14:43	1
Vanadium	0.018		0.0010	0.00078	mg/L		03/09/23 13:20	03/22/23 14:43	1
Zinc	<0.0060		0.015	0.0060	mg/L		03/09/23 13:20	03/22/23 14:43	1

Method: SW846 EPA 7470A - Mercury (CVAA)

Analyte	Result	Qualifier	RL	MDL	Unit	D	Prepared	Analyzed	Dil Fac
Mercury	<0.00013		0.00020	0.00013	mg/L		03/09/23 11:00	03/09/23 14:19	1

General Chemistry

Analyte	Result	Qualifier	RL	MDL	Unit	D	Prepared	Analyzed	Dil Fac
Total Dissolved Solids (SM 2540C)	170		10	10	mg/L			03/01/23 17:33	1
Total Alkalinity as CaCO3 to pH 4.5 (SM18 SM2320 B)	92		5.0	5.0	mg/L			03/01/23 17:50	1
Bicarbonate Alkalinity as CaCO3 (SM18 SM2320 B)	92		5.0	5.0	mg/L			03/01/23 17:50	1
Carbonate Alkalinity as CaCO3 (SM18 SM2320 B)	<5.0		5.0	5.0	mg/L			03/01/23 17:50	1

Method: EPA Field Sampling - Field Sampling

Analyte	Result	Qualifier	RL	MDL	Unit	D	Prepared	Analyzed	Dil Fac
pH	6.57				SU			02/27/23 14:45	1

Client Sample ID: SCH-GWC-11

Lab Sample ID: 680-231213-8

Date Collected: 02/27/23 11:10

Matrix: Water

Date Received: 03/01/23 09:24

Method: EPA 300.0 R2.1 - Anions, Ion Chromatography

Analyte	Result	Qualifier	RL	MDL	Unit	D	Prepared	Analyzed	Dil Fac
Chloride	1.8		1.0	0.71	mg/L			03/02/23 07:57	1
Fluoride	0.064	J	0.10	0.026	mg/L			03/02/23 07:57	1
Sulfate	0.88	J	1.0	0.76	mg/L			03/02/23 07:57	1

Method: SW846 EPA 6020B - Metals (ICP/MS) - Total Recoverable

Analyte	Result	Qualifier	RL	MDL	Unit	D	Prepared	Analyzed	Dil Fac
Antimony	<0.00097		0.0020	0.00097	mg/L		03/09/23 13:20	03/22/23 14:47	1
Arsenic	<0.00028		0.0010	0.00028	mg/L		03/09/23 13:20	03/22/23 14:47	1
Barium	0.019		0.010	0.0031	mg/L		03/09/23 13:20	03/22/23 14:47	1
Beryllium	<0.00027		0.0025	0.00027	mg/L		03/09/23 13:20	03/22/23 14:47	1

Eurofins Savannah

Client Sample Results

Client: Southern Company
Project/Site: CCR - Plant Scherer Cell 1

Job ID: 680-231213-1

Client Sample ID: SCH-GWC-11

Lab Sample ID: 680-231213-8

Date Collected: 02/27/23 11:10

Matrix: Water

Date Received: 03/01/23 09:24

Method: SW846 EPA 6020B - Metals (ICP/MS) - Total Recoverable (Continued)

Analyte	Result	Qualifier	RL	MDL	Unit	D	Prepared	Analyzed	Dil Fac
Boron	<0.060		0.080	0.060	mg/L		03/09/23 13:20	04/14/23 17:02	1
Cadmium	<0.00022		0.0025	0.00022	mg/L		03/09/23 13:20	03/22/23 14:47	1
Calcium	14		0.50	0.13	mg/L		03/09/23 13:20	03/22/23 14:47	1
Chromium	0.0082		0.0020	0.0015	mg/L		03/09/23 13:20	03/22/23 14:47	1
Cobalt	<0.00026		0.0025	0.00026	mg/L		03/09/23 13:20	03/22/23 14:47	1
Copper	<0.0011		0.0020	0.0011	mg/L		03/09/23 13:20	03/22/23 14:47	1
Lead	<0.00038		0.0010	0.00038	mg/L		03/09/23 13:20	03/22/23 14:47	1
Magnesium	7.0		0.50	0.050	mg/L		03/09/23 13:20	03/22/23 14:47	1
Nickel	0.00085	J	0.0010	0.00052	mg/L		03/09/23 13:20	03/22/23 14:47	1
Potassium	0.83	B	0.50	0.16	mg/L		03/09/23 13:20	03/22/23 14:47	1
Selenium	<0.00074		0.0050	0.00074	mg/L		03/09/23 13:20	03/22/23 14:47	1
Silver	<0.00022		0.0010	0.00022	mg/L		03/09/23 13:20	03/22/23 14:47	1
Sodium	5.1		0.50	0.18	mg/L		03/09/23 13:20	03/22/23 14:47	1
Thallium	<0.00047		0.0010	0.00047	mg/L		03/09/23 13:20	03/22/23 14:47	1
Vanadium	0.012		0.0010	0.00078	mg/L		03/09/23 13:20	03/22/23 14:47	1
Zinc	<0.0060		0.015	0.0060	mg/L		03/09/23 13:20	03/22/23 14:47	1

Method: SW846 EPA 7470A - Mercury (CVAA)

Analyte	Result	Qualifier	RL	MDL	Unit	D	Prepared	Analyzed	Dil Fac
Mercury	<0.00013		0.00020	0.00013	mg/L		03/09/23 11:00	03/09/23 14:20	1

General Chemistry

Analyte	Result	Qualifier	RL	MDL	Unit	D	Prepared	Analyzed	Dil Fac
Total Dissolved Solids (SM 2540C)	120		10	10	mg/L			03/01/23 17:33	1
Total Alkalinity as CaCO3 to pH 4.5 (SM18 SM2320 B)	75		5.0	5.0	mg/L			03/01/23 18:00	1
Bicarbonate Alkalinity as CaCO3 (SM18 SM2320 B)	75		5.0	5.0	mg/L			03/01/23 18:00	1
Carbonate Alkalinity as CaCO3 (SM18 SM2320 B)	<5.0		5.0	5.0	mg/L			03/01/23 18:00	1

Method: EPA Field Sampling - Field Sampling

Analyte	Result	Qualifier	RL	MDL	Unit	D	Prepared	Analyzed	Dil Fac
pH	6.19				SU			02/27/23 11:10	1

Client Sample ID: SCH-GWC-12

Lab Sample ID: 680-231213-9

Date Collected: 02/27/23 12:15

Matrix: Water

Date Received: 03/01/23 09:24

Method: EPA 300.0 R2.1 - Anions, Ion Chromatography

Analyte	Result	Qualifier	RL	MDL	Unit	D	Prepared	Analyzed	Dil Fac
Chloride	1.9		1.0	0.71	mg/L			03/02/23 08:15	1
Fluoride	0.032	J	0.10	0.026	mg/L			03/02/23 08:15	1
Sulfate	1.2		1.0	0.76	mg/L			03/02/23 08:15	1

Method: SW846 EPA 6020B - Metals (ICP/MS) - Total Recoverable

Analyte	Result	Qualifier	RL	MDL	Unit	D	Prepared	Analyzed	Dil Fac
Antimony	<0.00097		0.0020	0.00097	mg/L		03/09/23 13:20	03/22/23 14:50	1
Arsenic	<0.00028		0.0010	0.00028	mg/L		03/09/23 13:20	03/22/23 14:50	1
Barium	0.019		0.010	0.0031	mg/L		03/09/23 13:20	03/22/23 14:50	1
Beryllium	<0.00027		0.0025	0.00027	mg/L		03/09/23 13:20	03/22/23 14:50	1
Boron	<0.060		0.080	0.060	mg/L		03/09/23 13:20	04/14/23 17:05	1

Eurofins Savannah

Client Sample Results

Client: Southern Company
Project/Site: CCR - Plant Scherer Cell 1

Job ID: 680-231213-1

Client Sample ID: SCH-GWC-12

Lab Sample ID: 680-231213-9

Date Collected: 02/27/23 12:15

Matrix: Water

Date Received: 03/01/23 09:24

Method: SW846 EPA 6020B - Metals (ICP/MS) - Total Recoverable (Continued)

Analyte	Result	Qualifier	RL	MDL	Unit	D	Prepared	Analyzed	Dil Fac
Cadmium	<0.00022		0.0025	0.00022	mg/L		03/09/23 13:20	03/22/23 14:50	1
Calcium	1.2		0.50	0.13	mg/L		03/09/23 13:20	03/22/23 14:50	1
Chromium	0.0020		0.0020	0.0015	mg/L		03/09/23 13:20	03/22/23 14:50	1
Cobalt	<0.00026		0.0025	0.00026	mg/L		03/09/23 13:20	03/22/23 14:50	1
Copper	<0.0011		0.0020	0.0011	mg/L		03/09/23 13:20	03/22/23 14:50	1
Lead	<0.00038		0.0010	0.00038	mg/L		03/09/23 13:20	03/22/23 14:50	1
Magnesium	0.97		0.50	0.050	mg/L		03/09/23 13:20	03/22/23 14:50	1
Nickel	0.0011		0.0010	0.00052	mg/L		03/09/23 13:20	03/22/23 14:50	1
Potassium	0.35	J B	0.50	0.16	mg/L		03/09/23 13:20	03/22/23 14:50	1
Selenium	<0.00074		0.0050	0.00074	mg/L		03/09/23 13:20	03/22/23 14:50	1
Silver	<0.00022		0.0010	0.00022	mg/L		03/09/23 13:20	03/22/23 14:50	1
Sodium	2.7		0.50	0.18	mg/L		03/09/23 13:20	03/22/23 14:50	1
Thallium	<0.00047		0.0010	0.00047	mg/L		03/09/23 13:20	03/22/23 14:50	1
Vanadium	0.0014		0.0010	0.00078	mg/L		03/09/23 13:20	03/22/23 14:50	1
Zinc	<0.0060		0.015	0.0060	mg/L		03/09/23 13:20	03/22/23 14:50	1

Method: SW846 EPA 7470A - Mercury (CVAA)

Analyte	Result	Qualifier	RL	MDL	Unit	D	Prepared	Analyzed	Dil Fac
Mercury	<0.00013		0.00020	0.00013	mg/L		03/09/23 11:00	03/09/23 14:21	1

General Chemistry

Analyte	Result	Qualifier	RL	MDL	Unit	D	Prepared	Analyzed	Dil Fac
Total Dissolved Solids (SM 2540C)	39		10	10	mg/L			03/01/23 17:33	1
Total Alkalinity as CaCO3 to pH 4.5 (SM18 SM2320 B)	8.3		5.0	5.0	mg/L			03/01/23 18:05	1
Bicarbonate Alkalinity as CaCO3 (SM18 SM2320 B)	8.3		5.0	5.0	mg/L			03/01/23 18:05	1
Carbonate Alkalinity as CaCO3 (SM18 SM2320 B)	<5.0		5.0	5.0	mg/L			03/01/23 18:05	1

Method: EPA Field Sampling - Field Sampling

Analyte	Result	Qualifier	RL	MDL	Unit	D	Prepared	Analyzed	Dil Fac
pH	5.20				SU			02/27/23 12:15	1

Client Sample ID: SCH-GWC-13

Lab Sample ID: 680-231213-10

Date Collected: 02/27/23 13:28

Matrix: Water

Date Received: 03/01/23 09:24

Method: EPA 300.0 R2.1 - Anions, Ion Chromatography

Analyte	Result	Qualifier	RL	MDL	Unit	D	Prepared	Analyzed	Dil Fac
Chloride	1.5		1.0	0.71	mg/L			03/02/23 00:52	1
Fluoride	0.055	J	0.10	0.026	mg/L			03/02/23 00:52	1
Sulfate	1.6		1.0	0.76	mg/L			03/02/23 00:52	1

Method: SW846 EPA 6020B - Metals (ICP/MS) - Total Recoverable

Analyte	Result	Qualifier	RL	MDL	Unit	D	Prepared	Analyzed	Dil Fac
Antimony	<0.00097		0.0020	0.00097	mg/L		03/09/23 13:20	03/22/23 14:54	1
Arsenic	<0.00028		0.0010	0.00028	mg/L		03/09/23 13:20	03/22/23 14:54	1
Barium	0.040		0.010	0.0031	mg/L		03/09/23 13:20	03/22/23 14:54	1
Beryllium	<0.00027		0.0025	0.00027	mg/L		03/09/23 13:20	03/22/23 14:54	1
Boron	<0.060		0.080	0.060	mg/L		03/09/23 13:20	04/14/23 17:09	1
Cadmium	<0.00022		0.0025	0.00022	mg/L		03/09/23 13:20	03/22/23 14:54	1

Eurofins Savannah

Client Sample Results

Client: Southern Company
Project/Site: CCR - Plant Scherer Cell 1

Job ID: 680-231213-1

Client Sample ID: SCH-GWC-13

Lab Sample ID: 680-231213-10

Date Collected: 02/27/23 13:28

Matrix: Water

Date Received: 03/01/23 09:24

Method: SW846 EPA 6020B - Metals (ICP/MS) - Total Recoverable (Continued)

Analyte	Result	Qualifier	RL	MDL	Unit	D	Prepared	Analyzed	Dil Fac
Calcium	8.1		0.50	0.13	mg/L		03/09/23 13:20	03/22/23 14:54	1
Chromium	0.0060		0.0020	0.0015	mg/L		03/09/23 13:20	03/22/23 14:54	1
Cobalt	<0.00026		0.0025	0.00026	mg/L		03/09/23 13:20	03/22/23 14:54	1
Copper	<0.0011		0.0020	0.0011	mg/L		03/09/23 13:20	03/22/23 14:54	1
Lead	<0.00038		0.0010	0.00038	mg/L		03/09/23 13:20	03/22/23 14:54	1
Magnesium	4.8		0.50	0.050	mg/L		03/09/23 13:20	03/22/23 14:54	1
Nickel	<0.00052		0.0010	0.00052	mg/L		03/09/23 13:20	03/22/23 14:54	1
Potassium	0.60	B	0.50	0.16	mg/L		03/09/23 13:20	03/22/23 14:54	1
Selenium	<0.00074		0.0050	0.00074	mg/L		03/09/23 13:20	03/22/23 14:54	1
Silver	<0.00022		0.0010	0.00022	mg/L		03/09/23 13:20	03/22/23 14:54	1
Sodium	6.4		0.50	0.18	mg/L		03/09/23 13:20	03/22/23 14:54	1
Thallium	<0.00047		0.0010	0.00047	mg/L		03/09/23 13:20	03/22/23 14:54	1
Vanadium	0.0021		0.0010	0.00078	mg/L		03/09/23 13:20	03/22/23 14:54	1
Zinc	<0.0060		0.015	0.0060	mg/L		03/09/23 13:20	03/22/23 14:54	1

Method: SW846 EPA 7470A - Mercury (CVAA)

Analyte	Result	Qualifier	RL	MDL	Unit	D	Prepared	Analyzed	Dil Fac
Mercury	<0.00013		0.00020	0.00013	mg/L		03/09/23 11:00	03/09/23 14:22	1

General Chemistry

Analyte	Result	Qualifier	RL	MDL	Unit	D	Prepared	Analyzed	Dil Fac
Total Dissolved Solids (SM 2540C)	87		10	10	mg/L			03/01/23 17:33	1
Total Alkalinity as CaCO3 to pH 4.5 (SM18 SM2320 B)	57		5.0	5.0	mg/L			03/01/23 18:10	1
Bicarbonate Alkalinity as CaCO3 (SM18 SM2320 B)	57		5.0	5.0	mg/L			03/01/23 18:10	1
Carbonate Alkalinity as CaCO3 (SM18 SM2320 B)	<5.0		5.0	5.0	mg/L			03/01/23 18:10	1

Method: EPA Field Sampling - Field Sampling

Analyte	Result	Qualifier	RL	MDL	Unit	D	Prepared	Analyzed	Dil Fac
pH	5.94				SU			02/27/23 13:28	1

Client Sample ID: SCH-GWC-14

Lab Sample ID: 680-231213-11

Date Collected: 02/27/23 14:39

Matrix: Water

Date Received: 03/01/23 09:24

Method: EPA 300.0 R2.1 - Anions, Ion Chromatography

Analyte	Result	Qualifier	RL	MDL	Unit	D	Prepared	Analyzed	Dil Fac
Chloride	3.5		1.0	0.71	mg/L			03/02/23 02:43	1
Fluoride	0.047	J	0.10	0.026	mg/L			03/02/23 02:43	1
Sulfate	1.2		1.0	0.76	mg/L			03/02/23 02:43	1

Method: SW846 EPA 6020B - Metals (ICP/MS) - Total Recoverable

Analyte	Result	Qualifier	RL	MDL	Unit	D	Prepared	Analyzed	Dil Fac
Antimony	<0.00097		0.0020	0.00097	mg/L		03/09/23 13:20	03/22/23 14:58	1
Arsenic	<0.00028		0.0010	0.00028	mg/L		03/09/23 13:20	03/22/23 14:58	1
Barium	0.011		0.010	0.0031	mg/L		03/09/23 13:20	03/22/23 14:58	1
Beryllium	<0.00027		0.0025	0.00027	mg/L		03/09/23 13:20	03/22/23 14:58	1
Boron	<0.060		0.080	0.060	mg/L		03/09/23 13:20	04/14/23 17:12	1
Cadmium	<0.00022		0.0025	0.00022	mg/L		03/09/23 13:20	03/22/23 14:58	1
Calcium	7.3		0.50	0.13	mg/L		03/09/23 13:20	03/22/23 14:58	1

Eurofins Savannah

Client Sample Results

Client: Southern Company
Project/Site: CCR - Plant Scherer Cell 1

Job ID: 680-231213-1

Client Sample ID: SCH-GWC-14

Lab Sample ID: 680-231213-11

Date Collected: 02/27/23 14:39

Matrix: Water

Date Received: 03/01/23 09:24

Method: SW846 EPA 6020B - Metals (ICP/MS) - Total Recoverable (Continued)

Analyte	Result	Qualifier	RL	MDL	Unit	D	Prepared	Analyzed	Dil Fac
Chromium	<0.0015		0.0020	0.0015	mg/L		03/09/23 13:20	03/22/23 14:58	1
Cobalt	<0.00026		0.0025	0.00026	mg/L		03/09/23 13:20	03/22/23 14:58	1
Copper	<0.0011		0.0020	0.0011	mg/L		03/09/23 13:20	03/22/23 14:58	1
Lead	<0.00038		0.0010	0.00038	mg/L		03/09/23 13:20	03/22/23 14:58	1
Magnesium	3.6		0.50	0.050	mg/L		03/09/23 13:20	03/22/23 14:58	1
Nickel	<0.00052		0.0010	0.00052	mg/L		03/09/23 13:20	03/22/23 14:58	1
Potassium	0.50	B	0.50	0.16	mg/L		03/09/23 13:20	03/22/23 14:58	1
Selenium	<0.00074		0.0050	0.00074	mg/L		03/09/23 13:20	03/22/23 14:58	1
Silver	<0.00022		0.0010	0.00022	mg/L		03/09/23 13:20	03/22/23 14:58	1
Sodium	3.4		0.50	0.18	mg/L		03/09/23 13:20	03/22/23 14:58	1
Thallium	<0.00047		0.0010	0.00047	mg/L		03/09/23 13:20	03/22/23 14:58	1
Vanadium	0.0020		0.0010	0.00078	mg/L		03/09/23 13:20	03/22/23 14:58	1
Zinc	<0.0060		0.015	0.0060	mg/L		03/09/23 13:20	03/22/23 14:58	1

Method: SW846 EPA 7470A - Mercury (CVAA)

Analyte	Result	Qualifier	RL	MDL	Unit	D	Prepared	Analyzed	Dil Fac
Mercury	<0.00013		0.00020	0.00013	mg/L		03/09/23 11:00	03/09/23 14:23	1

General Chemistry

Analyte	Result	Qualifier	RL	MDL	Unit	D	Prepared	Analyzed	Dil Fac
Total Dissolved Solids (SM 2540C)	70		10	10	mg/L			03/01/23 17:33	1
Total Alkalinity as CaCO3 to pH 4.5 (SM18 SM2320 B)	37		5.0	5.0	mg/L			03/01/23 18:15	1
Bicarbonate Alkalinity as CaCO3 (SM18 SM2320 B)	37		5.0	5.0	mg/L			03/01/23 18:15	1
Carbonate Alkalinity as CaCO3 (SM18 SM2320 B)	<5.0		5.0	5.0	mg/L			03/01/23 18:15	1

Method: EPA Field Sampling - Field Sampling

Analyte	Result	Qualifier	RL	MDL	Unit	D	Prepared	Analyzed	Dil Fac
pH	5.62				SU			02/27/23 14:39	1

Client Sample ID: SCH-CELL1-FB-4

Lab Sample ID: 680-231213-12

Date Collected: 02/27/23 13:00

Matrix: Water

Date Received: 03/01/23 09:24

Method: EPA 300.0 R2.1 - Anions, Ion Chromatography

Analyte	Result	Qualifier	RL	MDL	Unit	D	Prepared	Analyzed	Dil Fac
Chloride	<0.71		1.0	0.71	mg/L			03/02/23 03:01	1
Fluoride	0.028	J	0.10	0.026	mg/L			03/02/23 03:01	1
Sulfate	1.0		1.0	0.76	mg/L			03/02/23 03:01	1

Method: SW846 EPA 6020B - Metals (ICP/MS) - Total Recoverable

Analyte	Result	Qualifier	RL	MDL	Unit	D	Prepared	Analyzed	Dil Fac
Antimony	<0.00097		0.0020	0.00097	mg/L		03/09/23 13:20	03/22/23 15:02	1
Arsenic	<0.00028		0.0010	0.00028	mg/L		03/09/23 13:20	03/22/23 15:02	1
Barium	<0.0031		0.010	0.0031	mg/L		03/09/23 13:20	03/22/23 15:02	1
Beryllium	<0.00027		0.0025	0.00027	mg/L		03/09/23 13:20	03/22/23 15:02	1
Boron	<0.060		0.080	0.060	mg/L		03/09/23 13:20	04/14/23 17:16	1
Cadmium	<0.00022		0.0025	0.00022	mg/L		03/09/23 13:20	03/22/23 15:02	1
Calcium	<0.13		0.50	0.13	mg/L		03/09/23 13:20	03/22/23 15:02	1
Chromium	0.0021		0.0020	0.0015	mg/L		03/09/23 13:20	03/22/23 15:02	1

Eurofins Savannah

Client Sample Results

Client: Southern Company
Project/Site: CCR - Plant Scherer Cell 1

Job ID: 680-231213-1

Client Sample ID: SCH-CELL1-FB-4

Lab Sample ID: 680-231213-12

Date Collected: 02/27/23 13:00

Matrix: Water

Date Received: 03/01/23 09:24

Method: SW846 EPA 6020B - Metals (ICP/MS) - Total Recoverable (Continued)

Analyte	Result	Qualifier	RL	MDL	Unit	D	Prepared	Analyzed	Dil Fac
Cobalt	<0.00026		0.0025	0.00026	mg/L		03/09/23 13:20	03/22/23 15:02	1
Copper	<0.0011		0.0020	0.0011	mg/L		03/09/23 13:20	03/22/23 15:02	1
Lead	<0.00038		0.0010	0.00038	mg/L		03/09/23 13:20	03/22/23 15:02	1
Magnesium	<0.050		0.50	0.050	mg/L		03/09/23 13:20	03/22/23 15:02	1
Nickel	0.0015		0.0010	0.00052	mg/L		03/09/23 13:20	03/22/23 15:02	1
Potassium	<0.16		0.50	0.16	mg/L		03/09/23 13:20	03/22/23 15:02	1
Selenium	<0.00074		0.0050	0.00074	mg/L		03/09/23 13:20	03/22/23 15:02	1
Silver	<0.00022		0.0010	0.00022	mg/L		03/09/23 13:20	03/22/23 15:02	1
Sodium	<0.18		0.50	0.18	mg/L		03/09/23 13:20	03/22/23 15:02	1
Thallium	<0.00047		0.0010	0.00047	mg/L		03/09/23 13:20	03/22/23 15:02	1
Vanadium	0.0014		0.0010	0.00078	mg/L		03/09/23 13:20	03/22/23 15:02	1
Zinc	<0.0060		0.015	0.0060	mg/L		03/09/23 13:20	03/22/23 15:02	1

Method: SW846 EPA 7470A - Mercury (CVAA)

Analyte	Result	Qualifier	RL	MDL	Unit	D	Prepared	Analyzed	Dil Fac
Mercury	<0.00013		0.00020	0.00013	mg/L		03/09/23 11:00	03/09/23 14:24	1

General Chemistry

Analyte	Result	Qualifier	RL	MDL	Unit	D	Prepared	Analyzed	Dil Fac
Total Dissolved Solids (SM 2540C)	<10		10	10	mg/L			03/06/23 19:19	1
Total Alkalinity as CaCO3 to pH 4.5 (SM18 SM2320 B)	<5.0		5.0	5.0	mg/L			03/01/23 18:20	1
Bicarbonate Alkalinity as CaCO3 (SM18 SM2320 B)	<5.0		5.0	5.0	mg/L			03/01/23 18:20	1
Carbonate Alkalinity as CaCO3 (SM18 SM2320 B)	<5.0		5.0	5.0	mg/L			03/01/23 18:20	1

Client Sample ID: SCH-CELL1-EB-4

Lab Sample ID: 680-231213-13

Date Collected: 02/27/23 15:05

Matrix: Water

Date Received: 03/01/23 09:24

Method: EPA 300.0 R2.1 - Anions, Ion Chromatography

Analyte	Result	Qualifier	RL	MDL	Unit	D	Prepared	Analyzed	Dil Fac
Chloride	<0.71		1.0	0.71	mg/L			03/02/23 03:20	1
Fluoride	0.028	J	0.10	0.026	mg/L			03/02/23 03:20	1
Sulfate	1.3		1.0	0.76	mg/L			03/02/23 03:20	1

Method: SW846 EPA 6020B - Metals (ICP/MS) - Total Recoverable

Analyte	Result	Qualifier	RL	MDL	Unit	D	Prepared	Analyzed	Dil Fac
Antimony	<0.00097		0.0020	0.00097	mg/L		03/09/23 13:20	03/22/23 13:21	1
Arsenic	<0.00028		0.0010	0.00028	mg/L		03/09/23 13:20	03/22/23 13:21	1
Barium	<0.0031		0.010	0.0031	mg/L		03/09/23 13:20	03/22/23 13:21	1
Beryllium	<0.00027		0.0025	0.00027	mg/L		03/09/23 13:20	03/22/23 13:21	1
Boron	0.12	B	0.080	0.060	mg/L		04/20/23 13:00	04/21/23 12:29	1
Cadmium	<0.00022		0.0025	0.00022	mg/L		03/09/23 13:20	03/22/23 13:21	1
Calcium	<0.13		0.50	0.13	mg/L		03/09/23 13:20	03/22/23 13:21	1
Chromium	<0.0015		0.0020	0.0015	mg/L		03/09/23 13:20	03/22/23 13:21	1
Cobalt	<0.00026		0.0025	0.00026	mg/L		03/09/23 13:20	03/22/23 13:21	1
Copper	<0.0011		0.0020	0.0011	mg/L		03/09/23 13:20	03/22/23 13:21	1
Lead	<0.00038		0.0010	0.00038	mg/L		03/09/23 13:20	03/22/23 13:21	1
Magnesium	<0.050		0.50	0.050	mg/L		03/09/23 13:20	03/22/23 13:21	1

Eurofins Savannah

Client Sample Results

Client: Southern Company
Project/Site: CCR - Plant Scherer Cell 1

Job ID: 680-231213-1

Client Sample ID: SCH-CELL1-EB-4

Lab Sample ID: 680-231213-13

Date Collected: 02/27/23 15:05

Matrix: Water

Date Received: 03/01/23 09:24

Method: SW846 EPA 6020B - Metals (ICP/MS) - Total Recoverable (Continued)

Analyte	Result	Qualifier	RL	MDL	Unit	D	Prepared	Analyzed	Dil Fac
Nickel	<0.00052		0.0010	0.00052	mg/L		03/09/23 13:20	03/22/23 13:21	1
Potassium	0.17	J B	0.50	0.16	mg/L		03/09/23 13:20	03/22/23 13:21	1
Selenium	<0.00074		0.0050	0.00074	mg/L		03/09/23 13:20	03/22/23 13:21	1
Silver	<0.00022		0.0010	0.00022	mg/L		03/09/23 13:20	03/22/23 13:21	1
Sodium	<0.18		0.50	0.18	mg/L		03/09/23 13:20	03/22/23 13:21	1
Thallium	<0.00047		0.0010	0.00047	mg/L		03/09/23 13:20	03/22/23 13:21	1
Vanadium	<0.00078		0.0010	0.00078	mg/L		03/09/23 13:20	03/22/23 13:21	1
Zinc	<0.0060		0.015	0.0060	mg/L		03/09/23 13:20	03/22/23 13:21	1

Method: SW846 EPA 7470A - Mercury (CVAA)

Analyte	Result	Qualifier	RL	MDL	Unit	D	Prepared	Analyzed	Dil Fac
Mercury	<0.00013		0.00020	0.00013	mg/L		03/09/23 11:00	03/09/23 14:25	1

General Chemistry

Analyte	Result	Qualifier	RL	MDL	Unit	D	Prepared	Analyzed	Dil Fac
Total Dissolved Solids (SM 2540C)	12		10	10	mg/L			03/01/23 17:33	1
Total Alkalinity as CaCO3 to pH 4.5 (SM18 SM2320 B)	<5.0		5.0	5.0	mg/L			03/01/23 18:22	1
Bicarbonate Alkalinity as CaCO3 (SM18 SM2320 B)	<5.0		5.0	5.0	mg/L			03/01/23 18:22	1
Carbonate Alkalinity as CaCO3 (SM18 SM2320 B)	<5.0		5.0	5.0	mg/L			03/01/23 18:22	1

Client Sample ID: SCH-CELL1-FB-5

Lab Sample ID: 680-231213-14

Date Collected: 02/27/23 09:45

Matrix: Water

Date Received: 03/01/23 09:24

Method: EPA 300.0 R2.1 - Anions, Ion Chromatography

Analyte	Result	Qualifier	RL	MDL	Unit	D	Prepared	Analyzed	Dil Fac
Chloride	<0.71		1.0	0.71	mg/L			03/02/23 03:38	1
Fluoride	0.038	J	0.10	0.026	mg/L			03/02/23 03:38	1
Sulfate	0.99	J	1.0	0.76	mg/L			03/02/23 03:38	1

Method: SW846 EPA 6020B - Metals (ICP/MS) - Total Recoverable

Analyte	Result	Qualifier	RL	MDL	Unit	D	Prepared	Analyzed	Dil Fac
Antimony	<0.00097		0.0020	0.00097	mg/L		03/09/23 13:20	03/22/23 13:25	1
Arsenic	<0.00028		0.0010	0.00028	mg/L		03/09/23 13:20	03/22/23 13:25	1
Barium	<0.0031		0.010	0.0031	mg/L		03/09/23 13:20	03/22/23 13:25	1
Beryllium	<0.00027		0.0025	0.00027	mg/L		03/09/23 13:20	03/22/23 13:25	1
Boron	0.077	J B	0.080	0.060	mg/L		03/09/23 13:20	04/07/23 11:41	1
Cadmium	<0.00022		0.0025	0.00022	mg/L		03/09/23 13:20	03/22/23 13:25	1
Calcium	<0.13		0.50	0.13	mg/L		03/09/23 13:20	03/22/23 13:25	1
Chromium	<0.0015		0.0020	0.0015	mg/L		03/09/23 13:20	03/22/23 13:25	1
Cobalt	<0.00026		0.0025	0.00026	mg/L		03/09/23 13:20	03/22/23 13:25	1
Copper	0.0011	J B	0.0020	0.0011	mg/L		03/09/23 13:20	03/22/23 13:25	1
Lead	<0.00038		0.0010	0.00038	mg/L		03/09/23 13:20	03/22/23 13:25	1
Magnesium	<0.050		0.50	0.050	mg/L		03/09/23 13:20	03/22/23 13:25	1
Nickel	<0.00052		0.0010	0.00052	mg/L		03/09/23 13:20	03/22/23 13:25	1
Potassium	0.17	J B	0.50	0.16	mg/L		03/09/23 13:20	03/22/23 13:25	1
Selenium	<0.00074		0.0050	0.00074	mg/L		03/09/23 13:20	03/22/23 13:25	1
Silver	<0.00022		0.0010	0.00022	mg/L		03/09/23 13:20	03/22/23 13:25	1

Eurofins Savannah

Client Sample Results

Client: Southern Company
Project/Site: CCR - Plant Scherer Cell 1

Job ID: 680-231213-1

Client Sample ID: SCH-CELL1-FB-5

Lab Sample ID: 680-231213-14

Date Collected: 02/27/23 09:45

Matrix: Water

Date Received: 03/01/23 09:24

Method: SW846 EPA 6020B - Metals (ICP/MS) - Total Recoverable (Continued)

Analyte	Result	Qualifier	RL	MDL	Unit	D	Prepared	Analyzed	Dil Fac
Sodium	<0.18		0.50	0.18	mg/L		03/09/23 13:20	03/22/23 13:25	1
Thallium	<0.00047		0.0010	0.00047	mg/L		03/09/23 13:20	03/22/23 13:25	1
Vanadium	<0.00078		0.0010	0.00078	mg/L		03/09/23 13:20	03/22/23 13:25	1
Zinc	<0.0060		0.015	0.0060	mg/L		03/09/23 13:20	03/22/23 13:25	1

Method: SW846 EPA 7470A - Mercury (CVAA)

Analyte	Result	Qualifier	RL	MDL	Unit	D	Prepared	Analyzed	Dil Fac
Mercury	<0.00013		0.00020	0.00013	mg/L		03/09/23 11:00	03/09/23 14:29	1

General Chemistry

Analyte	Result	Qualifier	RL	MDL	Unit	D	Prepared	Analyzed	Dil Fac
Total Dissolved Solids (SM 2540C)	10		10	10	mg/L			03/01/23 17:33	1
Total Alkalinity as CaCO3 to pH 4.5 (SM18 SM2320 B)	<5.0		5.0	5.0	mg/L			03/01/23 18:26	1
Bicarbonate Alkalinity as CaCO3 (SM18 SM2320 B)	<5.0		5.0	5.0	mg/L			03/01/23 18:26	1
Carbonate Alkalinity as CaCO3 (SM18 SM2320 B)	<5.0		5.0	5.0	mg/L			03/01/23 18:26	1

Client Sample ID: SCH-CELL1-FD-5

Lab Sample ID: 680-231213-15

Date Collected: 02/27/23 00:00

Matrix: Water

Date Received: 03/01/23 09:24

Method: EPA 300.0 R2.1 - Anions, Ion Chromatography

Analyte	Result	Qualifier	RL	MDL	Unit	D	Prepared	Analyzed	Dil Fac
Chloride	1.9		1.0	0.71	mg/L			03/02/23 03:57	1
Fluoride	0.033	J	0.10	0.026	mg/L			03/02/23 03:57	1
Sulfate	1.3		1.0	0.76	mg/L			03/02/23 03:57	1

Method: SW846 EPA 6020B - Metals (ICP/MS) - Total Recoverable

Analyte	Result	Qualifier	RL	MDL	Unit	D	Prepared	Analyzed	Dil Fac
Antimony	<0.00097		0.0020	0.00097	mg/L		03/09/23 13:20	03/22/23 13:29	1
Arsenic	<0.00028		0.0010	0.00028	mg/L		03/09/23 13:20	03/22/23 13:29	1
Barium	0.019		0.010	0.0031	mg/L		03/09/23 13:20	03/22/23 13:29	1
Beryllium	<0.00027		0.0025	0.00027	mg/L		03/09/23 13:20	03/22/23 13:29	1
Boron	<0.060		0.080	0.060	mg/L		03/09/23 13:20	04/07/23 11:45	1
Cadmium	<0.00022		0.0025	0.00022	mg/L		03/09/23 13:20	03/22/23 13:29	1
Calcium	1.2		0.50	0.13	mg/L		03/09/23 13:20	03/22/23 13:29	1
Chromium	0.0018	J	0.0020	0.0015	mg/L		03/09/23 13:20	03/22/23 13:29	1
Cobalt	<0.00026		0.0025	0.00026	mg/L		03/09/23 13:20	03/22/23 13:29	1
Copper	<0.0011		0.0020	0.0011	mg/L		03/09/23 13:20	03/22/23 13:29	1
Lead	<0.00038		0.0010	0.00038	mg/L		03/09/23 13:20	03/22/23 13:29	1
Magnesium	0.99		0.50	0.050	mg/L		03/09/23 13:20	03/22/23 13:29	1
Nickel	0.0011		0.0010	0.00052	mg/L		03/09/23 13:20	03/22/23 13:29	1
Potassium	0.51	B	0.50	0.16	mg/L		03/09/23 13:20	03/22/23 13:29	1
Selenium	<0.00074		0.0050	0.00074	mg/L		03/09/23 13:20	03/22/23 13:29	1
Silver	<0.00022		0.0010	0.00022	mg/L		03/09/23 13:20	03/22/23 13:29	1
Sodium	2.9		0.50	0.18	mg/L		03/09/23 13:20	03/22/23 13:29	1
Thallium	<0.00047		0.0010	0.00047	mg/L		03/09/23 13:20	03/22/23 13:29	1
Vanadium	<0.00078		0.0010	0.00078	mg/L		03/09/23 13:20	03/22/23 13:29	1
Zinc	<0.0060		0.015	0.0060	mg/L		03/09/23 13:20	03/22/23 13:29	1

Eurofins Savannah

Client Sample Results

Client: Southern Company
Project/Site: CCR - Plant Scherer Cell 1

Job ID: 680-231213-1

Client Sample ID: SCH-CELL1-FD-5

Lab Sample ID: 680-231213-15

Date Collected: 02/27/23 00:00

Matrix: Water

Date Received: 03/01/23 09:24

Method: SW846 EPA 7470A - Mercury (CVAA)

Analyte	Result	Qualifier	RL	MDL	Unit	D	Prepared	Analyzed	Dil Fac
Mercury	<0.00013		0.00020	0.00013	mg/L		03/09/23 11:00	03/09/23 14:30	1

General Chemistry

Analyte	Result	Qualifier	RL	MDL	Unit	D	Prepared	Analyzed	Dil Fac
Total Dissolved Solids (SM 2540C)	39		10	10	mg/L			03/01/23 17:33	1
Total Alkalinity as CaCO3 to pH 4.5 (SM18 SM2320 B)	10		5.0	5.0	mg/L			03/01/23 18:28	1
Bicarbonate Alkalinity as CaCO3 (SM18 SM2320 B)	10		5.0	5.0	mg/L			03/01/23 18:28	1
Carbonate Alkalinity as CaCO3 (SM18 SM2320 B)	<5.0		5.0	5.0	mg/L			03/01/23 18:28	1

Method: EPA Field Sampling - Field Sampling

Analyte	Result	Qualifier	RL	MDL	Unit	D	Prepared	Analyzed	Dil Fac
pH	5.20				SU			02/27/23 00:00	1

Client Sample ID: SCH-CELL1-EB-5

Lab Sample ID: 680-231213-16

Date Collected: 02/27/23 13:20

Matrix: Water

Date Received: 03/01/23 09:24

Method: EPA 300.0 R2.1 - Anions, Ion Chromatography

Analyte	Result	Qualifier	RL	MDL	Unit	D	Prepared	Analyzed	Dil Fac
Chloride	<0.71		1.0	0.71	mg/L			03/02/23 08:33	1
Fluoride	0.028	J	0.10	0.026	mg/L			03/02/23 08:33	1
Sulfate	1.0		1.0	0.76	mg/L			03/02/23 08:33	1

Method: SW846 EPA 6020B - Metals (ICP/MS) - Total Recoverable

Analyte	Result	Qualifier	RL	MDL	Unit	D	Prepared	Analyzed	Dil Fac
Antimony	<0.00097		0.0020	0.00097	mg/L		03/09/23 13:20	03/22/23 13:32	1
Arsenic	<0.00028		0.0010	0.00028	mg/L		03/09/23 13:20	03/22/23 13:32	1
Barium	0.059		0.010	0.0031	mg/L		03/09/23 13:20	03/22/23 13:32	1
Beryllium	<0.00027		0.0025	0.00027	mg/L		03/09/23 13:20	03/22/23 13:32	1
Boron	<0.060		0.080	0.060	mg/L		03/09/23 13:20	04/07/23 11:48	1
Cadmium	<0.00022		0.0025	0.00022	mg/L		03/09/23 13:20	03/22/23 13:32	1
Calcium	<0.13		0.50	0.13	mg/L		03/09/23 13:20	03/22/23 13:32	1
Chromium	<0.0015		0.0020	0.0015	mg/L		03/09/23 13:20	03/22/23 13:32	1
Cobalt	<0.00026		0.0025	0.00026	mg/L		03/09/23 13:20	03/22/23 13:32	1
Copper	<0.0011		0.0020	0.0011	mg/L		03/09/23 13:20	03/22/23 13:32	1
Lead	<0.00038		0.0010	0.00038	mg/L		03/09/23 13:20	03/22/23 13:32	1
Magnesium	<0.050		0.50	0.050	mg/L		03/09/23 13:20	03/22/23 13:32	1
Nickel	<0.00052		0.0010	0.00052	mg/L		03/09/23 13:20	03/22/23 13:32	1
Potassium	<0.16		0.50	0.16	mg/L		03/09/23 13:20	03/22/23 13:32	1
Selenium	<0.00074		0.0050	0.00074	mg/L		03/09/23 13:20	03/22/23 13:32	1
Silver	<0.00022		0.0010	0.00022	mg/L		03/09/23 13:20	03/22/23 13:32	1
Sodium	<0.18		0.50	0.18	mg/L		03/09/23 13:20	03/22/23 13:32	1
Thallium	<0.00047		0.0010	0.00047	mg/L		03/09/23 13:20	03/22/23 13:32	1
Vanadium	<0.00078		0.0010	0.00078	mg/L		03/09/23 13:20	03/22/23 13:32	1
Zinc	<0.0060		0.015	0.0060	mg/L		03/09/23 13:20	03/22/23 13:32	1

Method: SW846 EPA 7470A - Mercury (CVAA)

Analyte	Result	Qualifier	RL	MDL	Unit	D	Prepared	Analyzed	Dil Fac
Mercury	<0.00013		0.00020	0.00013	mg/L		03/08/23 14:55	03/09/23 14:33	1

Eurofins Savannah

Client Sample Results

Client: Southern Company
Project/Site: CCR - Plant Scherer Cell 1

Job ID: 680-231213-1

Client Sample ID: SCH-CELL1-EB-5

Lab Sample ID: 680-231213-16

Date Collected: 02/27/23 13:20

Matrix: Water

Date Received: 03/01/23 09:24

General Chemistry

Analyte	Result	Qualifier	RL	MDL	Unit	D	Prepared	Analyzed	Dil Fac
Total Dissolved Solids (SM 2540C)	<10		10	10	mg/L			03/01/23 17:33	1
Total Alkalinity as CaCO ₃ to pH 4.5 (SM18 SM2320 B)	<5.0		5.0	5.0	mg/L			03/01/23 18:56	1
Bicarbonate Alkalinity as CaCO ₃ (SM18 SM2320 B)	<5.0		5.0	5.0	mg/L			03/01/23 18:56	1
Carbonate Alkalinity as CaCO ₃ (SM18 SM2320 B)	<5.0		5.0	5.0	mg/L			03/01/23 18:56	1

QC Sample Results

Client: Southern Company
 Project/Site: CCR - Plant Scherer Cell 1

Job ID: 680-231213-1

Method: EPA 300.0 R2.1 - Anions, Ion Chromatography

Lab Sample ID: MB 180-427773/36
Matrix: Water
Analysis Batch: 427773

Client Sample ID: Method Blank
Prep Type: Total/NA

Analyte	MB Result	MB Qualifier	RL	MDL	Unit	D	Prepared	Analyzed	Dil Fac
Chloride	<0.71		1.0	0.71	mg/L			03/02/23 00:15	1
Fluoride	<0.026		0.10	0.026	mg/L			03/02/23 00:15	1
Sulfate	<0.76		1.0	0.76	mg/L			03/02/23 00:15	1

Lab Sample ID: LCS 180-427773/37
Matrix: Water
Analysis Batch: 427773

Client Sample ID: Lab Control Sample
Prep Type: Total/NA

Analyte	Spike Added	LCS Result	LCS Qualifier	Unit	D	%Rec	%Rec Limits
Chloride	50.0	49.6		mg/L		99	90 - 110
Fluoride	2.50	2.72		mg/L		109	90 - 110
Sulfate	50.0	51.9		mg/L		104	90 - 110

Lab Sample ID: 680-231213-10 MS
Matrix: Water
Analysis Batch: 427773

Client Sample ID: SCH-GWC-13
Prep Type: Total/NA

Analyte	Sample Result	Sample Qualifier	Spike Added	MS Result	MS Qualifier	Unit	D	%Rec	%Rec Limits
Chloride	1.5		50.0	50.2		mg/L		97	90 - 110
Fluoride	0.055	J	2.50	2.77		mg/L		108	90 - 110
Sulfate	1.6		50.0	53.0		mg/L		103	90 - 110

Lab Sample ID: 680-231213-10 MSD
Matrix: Water
Analysis Batch: 427773

Client Sample ID: SCH-GWC-13
Prep Type: Total/NA

Analyte	Sample Result	Sample Qualifier	Spike Added	MSD Result	MSD Qualifier	Unit	D	%Rec	%Rec Limits	RPD	RPD Limit
Chloride	1.5		50.0	50.1		mg/L		97	90 - 110	0	20
Fluoride	0.055	J	2.50	2.77		mg/L		109	90 - 110	0	20
Sulfate	1.6		50.0	52.4		mg/L		102	90 - 110	1	20

Lab Sample ID: MB 180-427908/6
Matrix: Water
Analysis Batch: 427908

Client Sample ID: Method Blank
Prep Type: Total/NA

Analyte	MB Result	MB Qualifier	RL	MDL	Unit	D	Prepared	Analyzed	Dil Fac
Chloride	<0.71		1.0	0.71	mg/L			03/02/23 13:39	1
Fluoride	<0.026		0.10	0.026	mg/L			03/02/23 13:39	1
Sulfate	<0.76		1.0	0.76	mg/L			03/02/23 13:39	1

Lab Sample ID: LCS 180-427908/7
Matrix: Water
Analysis Batch: 427908

Client Sample ID: Lab Control Sample
Prep Type: Total/NA

Analyte	Spike Added	LCS Result	LCS Qualifier	Unit	D	%Rec	%Rec Limits
Chloride	50.0	48.5		mg/L		97	90 - 110
Fluoride	2.50	2.72		mg/L		109	90 - 110
Sulfate	50.0	50.8		mg/L		102	90 - 110

Eurofins Savannah

QC Sample Results

Client: Southern Company
Project/Site: CCR - Plant Scherer Cell 1

Job ID: 680-231213-1

Method: EPA 300.0 R2.1 - Anions, Ion Chromatography (Continued)

Lab Sample ID: 180-152836-D-1 MS
Matrix: Water
Analysis Batch: 427908

Client Sample ID: Matrix Spike
Prep Type: Total/NA

Analyte	Sample Result	Sample Qualifier	Spike Added	MS Result	MS Qualifier	Unit	D	%Rec	%Rec Limits
Chloride	46		50.0	92.4		mg/L		93	90 - 110
Fluoride	0.059	J	2.50	2.74		mg/L		107	90 - 110
Sulfate	500		50.0	534	4	mg/L		60	90 - 110

Lab Sample ID: 180-152836-D-1 MSD
Matrix: Water
Analysis Batch: 427908

Client Sample ID: Matrix Spike Duplicate
Prep Type: Total/NA

Analyte	Sample Result	Sample Qualifier	Spike Added	MSD Result	MSD Qualifier	Unit	D	%Rec	%Rec Limits	RPD	RPD Limit
Chloride	46		50.0	92.5		mg/L		93	90 - 110	0	20
Fluoride	0.059	J	2.50	2.76		mg/L		108	90 - 110	1	20
Sulfate	500		50.0	534	4	mg/L		60	90 - 110	0	20

Method: EPA 6020B - Metals (ICP/MS)

Lab Sample ID: MB 180-428492/1-A
Matrix: Water
Analysis Batch: 429827

Client Sample ID: Method Blank
Prep Type: Total Recoverable
Prep Batch: 428492

Analyte	MB Result	MB Qualifier	RL	MDL	Unit	D	Prepared	Analyzed	Dil Fac
Antimony	<0.00097		0.0020	0.00097	mg/L		03/08/23 10:30	03/18/23 23:26	1
Arsenic	<0.00028		0.0010	0.00028	mg/L		03/08/23 10:30	03/18/23 23:26	1
Barium	<0.0031		0.010	0.0031	mg/L		03/08/23 10:30	03/18/23 23:26	1
Beryllium	<0.00027		0.0025	0.00027	mg/L		03/08/23 10:30	03/18/23 23:26	1
Cadmium	<0.00022		0.0025	0.00022	mg/L		03/08/23 10:30	03/18/23 23:26	1
Calcium	<0.13		0.50	0.13	mg/L		03/08/23 10:30	03/18/23 23:26	1
Chromium	<0.0015		0.0020	0.0015	mg/L		03/08/23 10:30	03/18/23 23:26	1
Cobalt	<0.00026		0.0025	0.00026	mg/L		03/08/23 10:30	03/18/23 23:26	1
Copper	0.00146	J	0.0020	0.0011	mg/L		03/08/23 10:30	03/18/23 23:26	1
Lead	<0.00038		0.0010	0.00038	mg/L		03/08/23 10:30	03/18/23 23:26	1
Magnesium	<0.050		0.50	0.050	mg/L		03/08/23 10:30	03/18/23 23:26	1
Nickel	<0.00052		0.0010	0.00052	mg/L		03/08/23 10:30	03/18/23 23:26	1
Potassium	<0.16		0.50	0.16	mg/L		03/08/23 10:30	03/18/23 23:26	1
Selenium	<0.00074		0.0050	0.00074	mg/L		03/08/23 10:30	03/18/23 23:26	1
Silver	<0.00022		0.0010	0.00022	mg/L		03/08/23 10:30	03/18/23 23:26	1
Sodium	0.321	J	0.50	0.18	mg/L		03/08/23 10:30	03/18/23 23:26	1
Thallium	<0.00047		0.0010	0.00047	mg/L		03/08/23 10:30	03/18/23 23:26	1
Vanadium	<0.00078		0.0010	0.00078	mg/L		03/08/23 10:30	03/18/23 23:26	1
Zinc	0.00891	J	0.015	0.0060	mg/L		03/08/23 10:30	03/18/23 23:26	1

Lab Sample ID: MB 180-428492/1-A
Matrix: Water
Analysis Batch: 430527

Client Sample ID: Method Blank
Prep Type: Total Recoverable
Prep Batch: 428492

Analyte	MB Result	MB Qualifier	RL	MDL	Unit	D	Prepared	Analyzed	Dil Fac
Boron	<0.060		0.080	0.060	mg/L		03/08/23 10:30	03/25/23 09:11	1

Eurofins Savannah

QC Sample Results

Client: Southern Company
Project/Site: CCR - Plant Scherer Cell 1

Job ID: 680-231213-1

Method: EPA 6020B - Metals (ICP/MS) (Continued)

Lab Sample ID: LCS 180-428492/2-A
Matrix: Water
Analysis Batch: 429827

Client Sample ID: Lab Control Sample
Prep Type: Total Recoverable
Prep Batch: 428492

Analyte	Spike Added	LCS Result	LCS Qualifier	Unit	D	%Rec	%Rec Limits
Antimony	0.250	0.272		mg/L		109	80 - 120
Arsenic	1.00	0.984		mg/L		98	80 - 120
Barium	1.00	1.01		mg/L		101	80 - 120
Beryllium	0.500	0.483		mg/L		97	80 - 120
Cadmium	0.500	0.510		mg/L		102	80 - 120
Calcium	25.0	26.9		mg/L		108	80 - 120
Chromium	0.500	0.494		mg/L		99	80 - 120
Cobalt	0.500	0.489		mg/L		98	80 - 120
Copper	0.500	0.480		mg/L		96	80 - 120
Lead	0.500	0.506		mg/L		101	80 - 120
Magnesium	25.0	25.7		mg/L		103	80 - 120
Nickel	0.500	0.485		mg/L		97	80 - 120
Potassium	25.0	25.6		mg/L		102	80 - 120
Selenium	1.00	0.972		mg/L		97	80 - 120
Silver	0.250	0.239		mg/L		96	80 - 120
Sodium	25.0	26.8		mg/L		107	80 - 120
Thallium	1.00	1.01		mg/L		101	80 - 120
Vanadium	0.500	0.500		mg/L		100	80 - 120
Zinc	0.250	0.253		mg/L		101	80 - 120

Lab Sample ID: LCS 180-428492/2-A
Matrix: Water
Analysis Batch: 430527

Client Sample ID: Lab Control Sample
Prep Type: Total Recoverable
Prep Batch: 428492

Analyte	Spike Added	LCS Result	LCS Qualifier	Unit	D	%Rec	%Rec Limits
Boron	1.25	1.16		mg/L		93	80 - 120

Lab Sample ID: 180-152698-F-1-B MS
Matrix: Water
Analysis Batch: 429827

Client Sample ID: Matrix Spike
Prep Type: Total Recoverable
Prep Batch: 428492

Analyte	Sample Result	Sample Qualifier	Spike Added	MS Result	MS Qualifier	Unit	D	%Rec	%Rec Limits
Antimony	0.012		0.250	0.270		mg/L		103	75 - 125
Arsenic	0.00041	J	1.00	0.965		mg/L		96	75 - 125
Barium	1.4		1.00	2.33		mg/L		97	75 - 125
Beryllium	<0.00027		0.500	0.480		mg/L		96	75 - 125
Cadmium	<0.00022		0.500	0.502		mg/L		100	75 - 125
Calcium	33		25.0	59.4		mg/L		107	75 - 125
Chromium	<0.0015		0.500	0.490		mg/L		98	75 - 125
Cobalt	<0.00026		0.500	0.481		mg/L		96	75 - 125
Copper	0.0013	J B	0.500	0.471		mg/L		94	75 - 125
Lead	<0.00038		0.500	0.491		mg/L		98	75 - 125
Magnesium	2.5		25.0	28.6		mg/L		104	75 - 125
Nickel	<0.00052		0.500	0.473		mg/L		95	75 - 125
Potassium	1.9		25.0	27.8		mg/L		104	75 - 125
Selenium	0.0071		1.00	0.900		mg/L		89	75 - 125
Silver	<0.00022		0.250	0.234		mg/L		94	75 - 125
Sodium	140	B	25.0	164	4	mg/L		83	75 - 125
Thallium	<0.00047		1.00	0.998		mg/L		100	75 - 125

Eurofins Savannah

QC Sample Results

Client: Southern Company
Project/Site: CCR - Plant Scherer Cell 1

Job ID: 680-231213-1

Method: EPA 6020B - Metals (ICP/MS) (Continued)

Lab Sample ID: 180-152698-F-1-B MS
Matrix: Water
Analysis Batch: 429827

Client Sample ID: Matrix Spike
Prep Type: Total Recoverable
Prep Batch: 428492

Analyte	Sample Result	Sample Qualifier	Spike Added	MS Result	MS Qualifier	Unit	D	%Rec	%Rec Limits
Vanadium	<0.00078		0.500	0.497		mg/L		99	75 - 125
Zinc	<0.0060		0.250	0.255		mg/L		102	75 - 125

Lab Sample ID: 180-152698-F-1-B MS
Matrix: Water
Analysis Batch: 430527

Client Sample ID: Matrix Spike
Prep Type: Total Recoverable
Prep Batch: 428492

Analyte	Sample Result	Sample Qualifier	Spike Added	MS Result	MS Qualifier	Unit	D	%Rec	%Rec Limits
Boron	<0.060		1.25	1.10		mg/L		88	75 - 125

Lab Sample ID: 180-152698-F-1-C MSD
Matrix: Water
Analysis Batch: 429827

Client Sample ID: Matrix Spike Duplicate
Prep Type: Total Recoverable
Prep Batch: 428492

Analyte	Sample Result	Sample Qualifier	Spike Added	MSD Result	MSD Qualifier	Unit	D	%Rec	%Rec Limits	RPD	RPD Limit
Antimony	0.012		0.250	0.270		mg/L		103	75 - 125	0	20
Arsenic	0.00041	J	1.00	0.974		mg/L		97	75 - 125	1	20
Barium	1.4		1.00	2.37		mg/L		101	75 - 125	2	20
Beryllium	<0.00027		0.500	0.481		mg/L		96	75 - 125	0	20
Cadmium	<0.00022		0.500	0.504		mg/L		101	75 - 125	0	20
Calcium	33		25.0	59.6		mg/L		108	75 - 125	0	20
Chromium	<0.0015		0.500	0.493		mg/L		99	75 - 125	1	20
Cobalt	<0.00026		0.500	0.484		mg/L		97	75 - 125	1	20
Copper	0.0013	J B	0.500	0.479		mg/L		96	75 - 125	2	20
Lead	<0.00038		0.500	0.499		mg/L		100	75 - 125	2	20
Magnesium	2.5		25.0	28.6		mg/L		104	75 - 125	0	20
Nickel	<0.00052		0.500	0.479		mg/L		96	75 - 125	1	20
Potassium	1.9		25.0	27.6		mg/L		103	75 - 125	1	20
Selenium	0.0071		1.00	0.928		mg/L		92	75 - 125	3	20
Silver	<0.00022		0.250	0.238		mg/L		95	75 - 125	2	20
Sodium	140	B	25.0	166	4	mg/L		90	75 - 125	1	20
Thallium	<0.00047		1.00	1.01		mg/L		101	75 - 125	1	20
Vanadium	<0.00078		0.500	0.502		mg/L		100	75 - 125	1	20
Zinc	<0.0060		0.250	0.251		mg/L		101	75 - 125	2	20

Lab Sample ID: 180-152698-F-1-C MSD
Matrix: Water
Analysis Batch: 430527

Client Sample ID: Matrix Spike Duplicate
Prep Type: Total Recoverable
Prep Batch: 428492

Analyte	Sample Result	Sample Qualifier	Spike Added	MSD Result	MSD Qualifier	Unit	D	%Rec	%Rec Limits	RPD	RPD Limit
Boron	<0.060		1.25	1.12		mg/L		90	75 - 125	2	20

Lab Sample ID: MB 180-428682/1-A
Matrix: Water
Analysis Batch: 430208

Client Sample ID: Method Blank
Prep Type: Total Recoverable
Prep Batch: 428682

Analyte	MB Result	MB Qualifier	RL	MDL	Unit	D	Prepared	Analyzed	Dil Fac
Antimony	<0.00097		0.0020	0.00097	mg/L		03/09/23 13:20	03/22/23 13:14	1
Arsenic	<0.00028		0.0010	0.00028	mg/L		03/09/23 13:20	03/22/23 13:14	1
Barium	<0.0031		0.010	0.0031	mg/L		03/09/23 13:20	03/22/23 13:14	1

Eurofins Savannah

QC Sample Results

Client: Southern Company
Project/Site: CCR - Plant Scherer Cell 1

Job ID: 680-231213-1

Method: EPA 6020B - Metals (ICP/MS) (Continued)

Lab Sample ID: MB 180-428682/1-A
Matrix: Water
Analysis Batch: 430208

Client Sample ID: Method Blank
Prep Type: Total Recoverable
Prep Batch: 428682

Analyte	MB MB		RL	MDL	Unit	D	Prepared	Analyzed	Dil Fac
	Result	Qualifier							
Beryllium	<0.00027		0.0025	0.00027	mg/L		03/09/23 13:20	03/22/23 13:14	1
Cadmium	<0.00022		0.0025	0.00022	mg/L		03/09/23 13:20	03/22/23 13:14	1
Calcium	<0.13		0.50	0.13	mg/L		03/09/23 13:20	03/22/23 13:14	1
Chromium	<0.0015		0.0020	0.0015	mg/L		03/09/23 13:20	03/22/23 13:14	1
Cobalt	<0.00026		0.0025	0.00026	mg/L		03/09/23 13:20	03/22/23 13:14	1
Copper	0.00218		0.0020	0.0011	mg/L		03/09/23 13:20	03/22/23 13:14	1
Lead	<0.00038		0.0010	0.00038	mg/L		03/09/23 13:20	03/22/23 13:14	1
Magnesium	<0.050		0.50	0.050	mg/L		03/09/23 13:20	03/22/23 13:14	1
Nickel	<0.00052		0.0010	0.00052	mg/L		03/09/23 13:20	03/22/23 13:14	1
Potassium	0.280	J	0.50	0.16	mg/L		03/09/23 13:20	03/22/23 13:14	1
Selenium	<0.00074		0.0050	0.00074	mg/L		03/09/23 13:20	03/22/23 13:14	1
Silver	<0.00022		0.0010	0.00022	mg/L		03/09/23 13:20	03/22/23 13:14	1
Sodium	<0.18		0.50	0.18	mg/L		03/09/23 13:20	03/22/23 13:14	1
Thallium	<0.00047		0.0010	0.00047	mg/L		03/09/23 13:20	03/22/23 13:14	1
Vanadium	<0.00078		0.0010	0.00078	mg/L		03/09/23 13:20	03/22/23 13:14	1
Zinc	0.00660	J	0.015	0.0060	mg/L		03/09/23 13:20	03/22/23 13:14	1

Lab Sample ID: MB 180-428682/1-A
Matrix: Water
Analysis Batch: 431774

Client Sample ID: Method Blank
Prep Type: Total Recoverable
Prep Batch: 428682

Analyte	MB MB		RL	MDL	Unit	D	Prepared	Analyzed	Dil Fac
	Result	Qualifier							
Boron	0.0778	J	0.080	0.060	mg/L		03/09/23 13:20	04/07/23 13:58	1

Lab Sample ID: LCS 180-428682/2-A
Matrix: Water
Analysis Batch: 430208

Client Sample ID: Lab Control Sample
Prep Type: Total Recoverable
Prep Batch: 428682

Analyte	Spike Added	LCS LCS		Unit	D	%Rec	%Rec Limits
		Result	Qualifier				
Antimony	0.250	0.264		mg/L		106	80 - 120
Arsenic	1.00	1.02		mg/L		102	80 - 120
Barium	1.00	0.992		mg/L		99	80 - 120
Beryllium	0.500	0.485		mg/L		97	80 - 120
Cadmium	0.500	0.503		mg/L		101	80 - 120
Calcium	25.0	27.5		mg/L		110	80 - 120
Chromium	0.500	0.496		mg/L		99	80 - 120
Cobalt	0.500	0.513		mg/L		103	80 - 120
Copper	0.500	0.505		mg/L		101	80 - 120
Lead	0.500	0.502		mg/L		100	80 - 120
Magnesium	25.0	25.9		mg/L		103	80 - 120
Nickel	0.500	0.506		mg/L		101	80 - 120
Potassium	25.0	26.2		mg/L		105	80 - 120
Selenium	1.00	0.962		mg/L		96	80 - 120
Silver	0.250	0.245		mg/L		98	80 - 120
Sodium	25.0	26.8		mg/L		107	80 - 120
Thallium	1.00	1.04		mg/L		104	80 - 120
Vanadium	0.500	0.507		mg/L		101	80 - 120
Zinc	0.250	0.265		mg/L		106	80 - 120

Eurofins Savannah

QC Sample Results

Client: Southern Company
Project/Site: CCR - Plant Scherer Cell 1

Job ID: 680-231213-1

Method: EPA 6020B - Metals (ICP/MS) (Continued)

Lab Sample ID: LCS 180-428682/2-A
Matrix: Water
Analysis Batch: 431774

Client Sample ID: Lab Control Sample
Prep Type: Total Recoverable
Prep Batch: 428682

Analyte	Spike Added	LCS Result	LCS Qualifier	Unit	D	%Rec	%Rec Limits
Boron	1.25	1.18		mg/L		94	80 - 120

Lab Sample ID: 680-231319-C-2-C MS
Matrix: Water
Analysis Batch: 430208

Client Sample ID: Matrix Spike
Prep Type: Total Recoverable
Prep Batch: 428682

Analyte	Sample Result	Sample Qualifier	Spike Added	MS Result	MS Qualifier	Unit	D	%Rec	%Rec Limits
Antimony	<0.00097		0.250	0.267		mg/L		107	75 - 125
Arsenic	<0.00028		1.00	0.985		mg/L		98	75 - 125
Barium	0.020		1.00	1.02		mg/L		100	75 - 125
Beryllium	<0.00027		0.500	0.474		mg/L		95	75 - 125
Cadmium	<0.00022		0.500	0.503		mg/L		101	75 - 125
Calcium	11		25.0	37.9		mg/L		107	75 - 125
Chromium	0.010		0.500	0.504		mg/L		99	75 - 125
Cobalt	<0.00026		0.500	0.490		mg/L		98	75 - 125
Copper	<0.0011		0.500	0.486		mg/L		97	75 - 125
Lead	<0.00038		0.500	0.496		mg/L		99	75 - 125
Magnesium	5.2		25.0	30.2		mg/L		100	75 - 125
Nickel	0.00091	J	0.500	0.481		mg/L		96	75 - 125
Potassium	0.86	B	25.0	26.1		mg/L		101	75 - 125
Selenium	<0.00074		1.00	0.977		mg/L		98	75 - 125
Silver	<0.00022		0.250	0.241		mg/L		96	75 - 125
Sodium	5.2		25.0	30.7		mg/L		102	75 - 125
Thallium	<0.00047		1.00	1.02		mg/L		102	75 - 125
Vanadium	0.0071		0.500	0.507		mg/L		100	75 - 125
Zinc	<0.0060		0.250	0.253		mg/L		101	75 - 125

Lab Sample ID: 680-231319-C-2-D MSD
Matrix: Water
Analysis Batch: 430208

Client Sample ID: Matrix Spike Duplicate
Prep Type: Total Recoverable
Prep Batch: 428682

Analyte	Sample Result	Sample Qualifier	Spike Added	MSD Result	MSD Qualifier	Unit	D	%Rec	%Rec Limits	RPD	Limit
Antimony	<0.00097		0.250	0.258		mg/L		103	75 - 125	4	20
Arsenic	<0.00028		1.00	0.945		mg/L		94	75 - 125	4	20
Barium	0.020		1.00	0.988		mg/L		97	75 - 125	3	20
Beryllium	<0.00027		0.500	0.459		mg/L		92	75 - 125	3	20
Cadmium	<0.00022		0.500	0.490		mg/L		98	75 - 125	3	20
Calcium	11		25.0	37.6		mg/L		105	75 - 125	1	20
Chromium	0.010		0.500	0.502		mg/L		98	75 - 125	0	20
Cobalt	<0.00026		0.500	0.474		mg/L		95	75 - 125	3	20
Copper	<0.0011		0.500	0.469		mg/L		94	75 - 125	3	20
Lead	<0.00038		0.500	0.481		mg/L		96	75 - 125	3	20
Magnesium	5.2		25.0	29.8		mg/L		99	75 - 125	1	20
Nickel	0.00091	J	0.500	0.464		mg/L		93	75 - 125	4	20
Potassium	0.86	B	25.0	25.5		mg/L		99	75 - 125	2	20
Selenium	<0.00074		1.00	0.963		mg/L		96	75 - 125	2	20
Silver	<0.00022		0.250	0.233		mg/L		93	75 - 125	4	20
Sodium	5.2		25.0	30.2		mg/L		100	75 - 125	2	20
Thallium	<0.00047		1.00	1.01		mg/L		101	75 - 125	1	20

Eurofins Savannah

QC Sample Results

Client: Southern Company
 Project/Site: CCR - Plant Scherer Cell 1

Job ID: 680-231213-1

Method: EPA 6020B - Metals (ICP/MS) (Continued)

Lab Sample ID: 680-231319-C-2-D MSD
Matrix: Water
Analysis Batch: 430208

Client Sample ID: Matrix Spike Duplicate
Prep Type: Total Recoverable
Prep Batch: 428682

Analyte	Sample Result	Sample Qualifier	Spike Added	MSD Result	MSD Qualifier	Unit	D	%Rec	%Rec Limits	RPD	RPD Limit
Vanadium	0.0071		0.500	0.500		mg/L		99	75 - 125	1	20
Zinc	<0.0060		0.250	0.243		mg/L		97	75 - 125	4	20

Lab Sample ID: MB 180-432324/1-A
Matrix: Water
Analysis Batch: 432563

Client Sample ID: Method Blank
Prep Type: Total Recoverable
Prep Batch: 432324

Analyte	MB Result	MB Qualifier	RL	MDL	Unit	D	Prepared	Analyzed	Dil Fac
Boron	<0.060		0.080	0.060	mg/L		04/14/23 10:15	04/17/23 10:28	1

Lab Sample ID: MB 180-432913/1-A
Matrix: Water
Analysis Batch: 433148

Client Sample ID: Method Blank
Prep Type: Total Recoverable
Prep Batch: 432913

Analyte	MB Result	MB Qualifier	RL	MDL	Unit	D	Prepared	Analyzed	Dil Fac
Boron	0.0692	J	0.080	0.060	mg/L		04/20/23 13:00	04/21/23 12:01	1

Lab Sample ID: LCS 180-432913/2-A
Matrix: Water
Analysis Batch: 433148

Client Sample ID: Lab Control Sample
Prep Type: Total Recoverable
Prep Batch: 432913

Analyte	Spike Added	LCS Result	LCS Qualifier	Unit	D	%Rec	%Rec Limits
Boron	1.25	1.23		mg/L		98	80 - 120

Lab Sample ID: LCSD 180-432913/3-A
Matrix: Water
Analysis Batch: 433148

Client Sample ID: Lab Control Sample Dup
Prep Type: Total Recoverable
Prep Batch: 432913

Analyte	Spike Added	LCSD Result	LCSD Qualifier	Unit	D	%Rec	%Rec Limits	RPD	RPD Limit
Boron	1.25	1.31		mg/L		105	80 - 120	7	20

Method: EPA 7470A - Mercury (CVAA)

Lab Sample ID: MB 180-428561/1-A
Matrix: Water
Analysis Batch: 428715

Client Sample ID: Method Blank
Prep Type: Total/NA
Prep Batch: 428561

Analyte	MB Result	MB Qualifier	RL	MDL	Unit	D	Prepared	Analyzed	Dil Fac
Mercury	<0.00013		0.00020	0.00013	mg/L		03/09/23 11:00	03/09/23 13:56	1

Lab Sample ID: LCS 180-428561/2-A
Matrix: Water
Analysis Batch: 428715

Client Sample ID: Lab Control Sample
Prep Type: Total/NA
Prep Batch: 428561

Analyte	Spike Added	LCS Result	LCS Qualifier	Unit	D	%Rec	%Rec Limits
Mercury	0.00250	0.00239		mg/L		95	80 - 120

Eurofins Savannah

QC Sample Results

Client: Southern Company
Project/Site: CCR - Plant Scherer Cell 1

Job ID: 680-231213-1

Method: EPA 7470A - Mercury (CVAA) (Continued)

Lab Sample ID: 680-231078-E-9-C MS
Matrix: Water
Analysis Batch: 428715

Client Sample ID: Matrix Spike
Prep Type: Total/NA
Prep Batch: 428561

Analyte	Sample Result	Sample Qualifier	Spike Added	MS Result	MS Qualifier	Unit	D	%Rec	%Rec Limits
Mercury	<0.00013		0.00100	0.000927		mg/L		93	75 - 125

Lab Sample ID: 680-231078-E-9-D MSD
Matrix: Water
Analysis Batch: 428715

Client Sample ID: Matrix Spike Duplicate
Prep Type: Total/NA
Prep Batch: 428561

Analyte	Sample Result	Sample Qualifier	Spike Added	MSD Result	MSD Qualifier	Unit	D	%Rec	%Rec Limits	RPD	RPD Limit
Mercury	<0.00013		0.00100	0.000953		mg/L		95	75 - 125	3	20

Lab Sample ID: MB 180-428562/1-A
Matrix: Water
Analysis Batch: 428715

Client Sample ID: Method Blank
Prep Type: Total/NA
Prep Batch: 428562

Analyte	MB Result	MB Qualifier	RL	MDL	Unit	D	Prepared	Analyzed	Dil Fac
Mercury	<0.00013		0.00020	0.00013	mg/L		03/08/23 14:55	03/09/23 14:31	1

Lab Sample ID: LCS 180-428562/2-A
Matrix: Water
Analysis Batch: 428715

Client Sample ID: Lab Control Sample
Prep Type: Total/NA
Prep Batch: 428562

Analyte	Spike Added	LCS Result	LCS Qualifier	Unit	D	%Rec	%Rec Limits
Mercury	0.00250	0.00242		mg/L		97	80 - 120

Lab Sample ID: 680-231213-16 MS
Matrix: Water
Analysis Batch: 428715

Client Sample ID: SCH-CELL1-EB-5
Prep Type: Total/NA
Prep Batch: 428562

Analyte	Sample Result	Sample Qualifier	Spike Added	MS Result	MS Qualifier	Unit	D	%Rec	%Rec Limits
Mercury	<0.00013		0.00100	0.000899		mg/L		90	75 - 125

Lab Sample ID: 680-231213-16 MSD
Matrix: Water
Analysis Batch: 428715

Client Sample ID: SCH-CELL1-EB-5
Prep Type: Total/NA
Prep Batch: 428562

Analyte	Sample Result	Sample Qualifier	Spike Added	MSD Result	MSD Qualifier	Unit	D	%Rec	%Rec Limits	RPD	RPD Limit
Mercury	<0.00013		0.00100	0.000944		mg/L		94	75 - 125	5	20

Method: SM 2540C - Solids, Total Dissolved (TDS)

Lab Sample ID: MB 180-427795/1
Matrix: Water
Analysis Batch: 427795

Client Sample ID: Method Blank
Prep Type: Total/NA

Analyte	MB Result	MB Qualifier	RL	MDL	Unit	D	Prepared	Analyzed	Dil Fac
Total Dissolved Solids	<10		10	10	mg/L			03/01/23 15:15	1

Eurofins Savannah

QC Sample Results

Client: Southern Company
 Project/Site: CCR - Plant Scherer Cell 1

Job ID: 680-231213-1

Method: SM 2540C - Solids, Total Dissolved (TDS) (Continued)

Lab Sample ID: LCS 180-427795/2
Matrix: Water
Analysis Batch: 427795

Client Sample ID: Lab Control Sample
Prep Type: Total/NA

Analyte	Spike Added	LCS Result	LCS Qualifier	Unit	D	%Rec	%Rec Limits
Total Dissolved Solids	665	662		mg/L		100	85 - 115

Lab Sample ID: 180-152506-C-1 DU
Matrix: Water
Analysis Batch: 427795

Client Sample ID: Duplicate
Prep Type: Total/NA

Analyte	Sample Result	Sample Qualifier	DU Result	DU Qualifier	Unit	D	RPD	RPD Limit
Total Dissolved Solids	470		456		mg/L		4	10

Lab Sample ID: 680-231213-7 DU
Matrix: Water
Analysis Batch: 427795

Client Sample ID: SCH-GWC-9
Prep Type: Total/NA

Analyte	Sample Result	Sample Qualifier	DU Result	DU Qualifier	Unit	D	RPD	RPD Limit
Total Dissolved Solids	170		162		mg/L		2	10

Lab Sample ID: MB 180-428299/1
Matrix: Water
Analysis Batch: 428299

Client Sample ID: Method Blank
Prep Type: Total/NA

Analyte	MB Result	MB Qualifier	RL	MDL	Unit	D	Prepared	Analyzed	Dil Fac
Total Dissolved Solids	<10		10	10	mg/L			03/06/23 19:19	1

Lab Sample ID: LCS 180-428299/2
Matrix: Water
Analysis Batch: 428299

Client Sample ID: Lab Control Sample
Prep Type: Total/NA

Analyte	Spike Added	LCS Result	LCS Qualifier	Unit	D	%Rec	%Rec Limits
Total Dissolved Solids	665	638		mg/L		96	85 - 115

Lab Sample ID: 680-231212-F-1 DU
Matrix: Water
Analysis Batch: 428299

Client Sample ID: Duplicate
Prep Type: Total/NA

Analyte	Sample Result	Sample Qualifier	DU Result	DU Qualifier	Unit	D	RPD	RPD Limit
Total Dissolved Solids	17		21.0	F5	mg/L		21	10

Method: SM2320 B - Alkalinity, Total

Lab Sample ID: MB 180-427853/29
Matrix: Water
Analysis Batch: 427853

Client Sample ID: Method Blank
Prep Type: Total/NA

Analyte	MB Result	MB Qualifier	RL	MDL	Unit	D	Prepared	Analyzed	Dil Fac
Total Alkalinity as CaCO3 to pH 4.5	<5.0		5.0	5.0	mg/L			03/01/23 18:52	1
Bicarbonate Alkalinity as CaCO3	<5.0		5.0	5.0	mg/L			03/01/23 18:52	1
Carbonate Alkalinity as CaCO3	<5.0		5.0	5.0	mg/L			03/01/23 18:52	1

Eurofins Savannah

QC Sample Results

Client: Southern Company
 Project/Site: CCR - Plant Scherer Cell 1

Job ID: 680-231213-1

Method: SM2320 B - Alkalinity, Total (Continued)

Lab Sample ID: MB 180-427853/5
Matrix: Water
Analysis Batch: 427853

Client Sample ID: Method Blank
Prep Type: Total/NA

Analyte	MB Result	MB Qualifier	RL	MDL	Unit	D	Prepared	Analyzed	Dil Fac
Total Alkalinity as CaCO3 to pH 4.5	<5.0		5.0	5.0	mg/L			03/01/23 17:01	1
Bicarbonate Alkalinity as CaCO3	<5.0		5.0	5.0	mg/L			03/01/23 17:01	1
Carbonate Alkalinity as CaCO3	<5.0		5.0	5.0	mg/L			03/01/23 17:01	1

Lab Sample ID: LCS 180-427853/28
Matrix: Water
Analysis Batch: 427853

Client Sample ID: Lab Control Sample
Prep Type: Total/NA

Analyte	Spike Added	LCS Result	LCS Qualifier	Unit	D	%Rec	%Rec Limits
Total Alkalinity as CaCO3 to pH 4.5	255	258		mg/L		101	90 - 110

Lab Sample ID: LCS 180-427853/4
Matrix: Water
Analysis Batch: 427853

Client Sample ID: Lab Control Sample
Prep Type: Total/NA

Analyte	Spike Added	LCS Result	LCS Qualifier	Unit	D	%Rec	%Rec Limits
Total Alkalinity as CaCO3 to pH 4.5	255	252		mg/L		99	90 - 110

Lab Sample ID: LLCS 180-427853/27
Matrix: Water
Analysis Batch: 427853

Client Sample ID: Lab Control Sample
Prep Type: Total/NA

Analyte	Spike Added	LLCS Result	LLCS Qualifier	Unit	D	%Rec	%Rec Limits
Total Alkalinity as CaCO3 to pH 4.5	15.3	14.7		mg/L		96	75 - 125

Lab Sample ID: LLCS 180-427853/3
Matrix: Water
Analysis Batch: 427853

Client Sample ID: Lab Control Sample
Prep Type: Total/NA

Analyte	Spike Added	LLCS Result	LLCS Qualifier	Unit	D	%Rec	%Rec Limits
Total Alkalinity as CaCO3 to pH 4.5	15.3	15.3		mg/L		100	75 - 125

Lab Sample ID: 680-231213-1 DU
Matrix: Water
Analysis Batch: 427853

Client Sample ID: SCH-GWC-1
Prep Type: Total/NA

Analyte	Sample Result	Sample Qualifier	DU Result	DU Qualifier	Unit	D	RPD	RPD Limit
Total Alkalinity as CaCO3 to pH 4.5	110		105		mg/L		0.8	20
Bicarbonate Alkalinity as CaCO3	110		105		mg/L		0.8	20
Carbonate Alkalinity as CaCO3	<5.0		<5.0		mg/L		NC	20

QC Sample Results

Client: Southern Company
 Project/Site: CCR - Plant Scherer Cell 1

Job ID: 680-231213-1

Method: SM2320 B - Alkalinity, Total (Continued)

Lab Sample ID: 680-231213-7 DU
Matrix: Water
Analysis Batch: 427853

Client Sample ID: SCH-GWC-9
Prep Type: Total/NA

Analyte	Sample	Sample	DU	DU	Unit	D	RPD	RPD
	Result	Qualifier	Result	Qualifier				Limit
Total Alkalinity as CaCO3 to pH 4.5	92		94.3		mg/L		2	20
Bicarbonate Alkalinity as CaCO3	92		94.3		mg/L		2	20
Carbonate Alkalinity as CaCO3	<5.0		<5.0		mg/L		NC	20

Lab Sample ID: 680-231213-16 DU
Matrix: Water
Analysis Batch: 427853

Client Sample ID: SCH-CELL1-EB-5
Prep Type: Total/NA

Analyte	Sample	Sample	DU	DU	Unit	D	RPD	RPD
	Result	Qualifier	Result	Qualifier				Limit
Total Alkalinity as CaCO3 to pH 4.5	<5.0		<5.0		mg/L		NC	20
Bicarbonate Alkalinity as CaCO3	<5.0		<5.0		mg/L		NC	20
Carbonate Alkalinity as CaCO3	<5.0		<5.0		mg/L		NC	20

QC Association Summary

Client: Southern Company
Project/Site: CCR - Plant Scherer Cell 1

Job ID: 680-231213-1

HPLC/IC

Analysis Batch: 427773

Lab Sample ID	Client Sample ID	Prep Type	Matrix	Method	Prep Batch
680-231213-1	SCH-GWC-1	Total/NA	Water	EPA 300.0 R2.1	
680-231213-2	SCH-GWC-2	Total/NA	Water	EPA 300.0 R2.1	
680-231213-3	SCH-GWC-4	Total/NA	Water	EPA 300.0 R2.1	
680-231213-5	SCH-GWC-7	Total/NA	Water	EPA 300.0 R2.1	
680-231213-6	SCH-GWC-8A	Total/NA	Water	EPA 300.0 R2.1	
680-231213-7	SCH-GWC-9	Total/NA	Water	EPA 300.0 R2.1	
680-231213-8	SCH-GWC-11	Total/NA	Water	EPA 300.0 R2.1	
680-231213-9	SCH-GWC-12	Total/NA	Water	EPA 300.0 R2.1	
680-231213-10	SCH-GWC-13	Total/NA	Water	EPA 300.0 R2.1	
680-231213-11	SCH-GWC-14	Total/NA	Water	EPA 300.0 R2.1	
680-231213-12	SCH-CELL1-FB-4	Total/NA	Water	EPA 300.0 R2.1	
680-231213-13	SCH-CELL1-EB-4	Total/NA	Water	EPA 300.0 R2.1	
680-231213-14	SCH-CELL1-FB-5	Total/NA	Water	EPA 300.0 R2.1	
680-231213-15	SCH-CELL1-FD-5	Total/NA	Water	EPA 300.0 R2.1	
680-231213-16	SCH-CELL1-EB-5	Total/NA	Water	EPA 300.0 R2.1	
MB 180-427773/36	Method Blank	Total/NA	Water	EPA 300.0 R2.1	
LCS 180-427773/37	Lab Control Sample	Total/NA	Water	EPA 300.0 R2.1	
680-231213-10 MS	SCH-GWC-13	Total/NA	Water	EPA 300.0 R2.1	
680-231213-10 MSD	SCH-GWC-13	Total/NA	Water	EPA 300.0 R2.1	

Analysis Batch: 427908

Lab Sample ID	Client Sample ID	Prep Type	Matrix	Method	Prep Batch
680-231213-4	SCH-GWC-6	Total/NA	Water	EPA 300.0 R2.1	
MB 180-427908/6	Method Blank	Total/NA	Water	EPA 300.0 R2.1	
LCS 180-427908/7	Lab Control Sample	Total/NA	Water	EPA 300.0 R2.1	
180-152836-D-1 MS	Matrix Spike	Total/NA	Water	EPA 300.0 R2.1	
180-152836-D-1 MSD	Matrix Spike Duplicate	Total/NA	Water	EPA 300.0 R2.1	

Metals

Prep Batch: 428492

Lab Sample ID	Client Sample ID	Prep Type	Matrix	Method	Prep Batch
680-231213-1	SCH-GWC-1	Total Recoverable	Water	3005A	
680-231213-2	SCH-GWC-2	Total Recoverable	Water	3005A	
680-231213-3	SCH-GWC-4	Total Recoverable	Water	3005A	
680-231213-4	SCH-GWC-6	Total Recoverable	Water	3005A	
MB 180-428492/1-A	Method Blank	Total Recoverable	Water	3005A	
LCS 180-428492/2-A	Lab Control Sample	Total Recoverable	Water	3005A	
180-152698-F-1-B MS	Matrix Spike	Total Recoverable	Water	3005A	
180-152698-F-1-C MSD	Matrix Spike Duplicate	Total Recoverable	Water	3005A	

Prep Batch: 428561

Lab Sample ID	Client Sample ID	Prep Type	Matrix	Method	Prep Batch
680-231213-1	SCH-GWC-1	Total/NA	Water	7470A	
680-231213-2	SCH-GWC-2	Total/NA	Water	7470A	
680-231213-3	SCH-GWC-4	Total/NA	Water	7470A	
680-231213-4	SCH-GWC-6	Total/NA	Water	7470A	
680-231213-5	SCH-GWC-7	Total/NA	Water	7470A	
680-231213-6	SCH-GWC-8A	Total/NA	Water	7470A	
680-231213-7	SCH-GWC-9	Total/NA	Water	7470A	
680-231213-8	SCH-GWC-11	Total/NA	Water	7470A	

Eurofins Savannah

QC Association Summary

Client: Southern Company
Project/Site: CCR - Plant Scherer Cell 1

Job ID: 680-231213-1

Metals (Continued)

Prep Batch: 428561 (Continued)

Lab Sample ID	Client Sample ID	Prep Type	Matrix	Method	Prep Batch
680-231213-9	SCH-GWC-12	Total/NA	Water	7470A	
680-231213-10	SCH-GWC-13	Total/NA	Water	7470A	
680-231213-11	SCH-GWC-14	Total/NA	Water	7470A	
680-231213-12	SCH-CELL1-FB-4	Total/NA	Water	7470A	
680-231213-13	SCH-CELL1-EB-4	Total/NA	Water	7470A	
680-231213-14	SCH-CELL1-FB-5	Total/NA	Water	7470A	
680-231213-15	SCH-CELL1-FD-5	Total/NA	Water	7470A	
MB 180-428561/1-A	Method Blank	Total/NA	Water	7470A	
LCS 180-428561/2-A	Lab Control Sample	Total/NA	Water	7470A	
680-231078-E-9-C MS	Matrix Spike	Total/NA	Water	7470A	
680-231078-E-9-D MSD	Matrix Spike Duplicate	Total/NA	Water	7470A	

Prep Batch: 428562

Lab Sample ID	Client Sample ID	Prep Type	Matrix	Method	Prep Batch
680-231213-16	SCH-CELL1-EB-5	Total/NA	Water	7470A	
MB 180-428562/1-A	Method Blank	Total/NA	Water	7470A	
LCS 180-428562/2-A	Lab Control Sample	Total/NA	Water	7470A	
680-231213-16 MS	SCH-CELL1-EB-5	Total/NA	Water	7470A	
680-231213-16 MSD	SCH-CELL1-EB-5	Total/NA	Water	7470A	

Prep Batch: 428682

Lab Sample ID	Client Sample ID	Prep Type	Matrix	Method	Prep Batch
680-231213-5	SCH-GWC-7	Total Recoverable	Water	3005A	
680-231213-6	SCH-GWC-8A	Total Recoverable	Water	3005A	
680-231213-7	SCH-GWC-9	Total Recoverable	Water	3005A	
680-231213-8	SCH-GWC-11	Total Recoverable	Water	3005A	
680-231213-9	SCH-GWC-12	Total Recoverable	Water	3005A	
680-231213-10	SCH-GWC-13	Total Recoverable	Water	3005A	
680-231213-11	SCH-GWC-14	Total Recoverable	Water	3005A	
680-231213-12	SCH-CELL1-FB-4	Total Recoverable	Water	3005A	
680-231213-13	SCH-CELL1-EB-4	Total Recoverable	Water	3005A	
680-231213-14	SCH-CELL1-FB-5	Total Recoverable	Water	3005A	
680-231213-15	SCH-CELL1-FD-5	Total Recoverable	Water	3005A	
680-231213-16	SCH-CELL1-EB-5	Total Recoverable	Water	3005A	
MB 180-428682/1-A	Method Blank	Total Recoverable	Water	3005A	
LCS 180-428682/2-A	Lab Control Sample	Total Recoverable	Water	3005A	
680-231319-C-2-C MS	Matrix Spike	Total Recoverable	Water	3005A	
680-231319-C-2-D MSD	Matrix Spike Duplicate	Total Recoverable	Water	3005A	

Analysis Batch: 428715

Lab Sample ID	Client Sample ID	Prep Type	Matrix	Method	Prep Batch
680-231213-1	SCH-GWC-1	Total/NA	Water	EPA 7470A	428561
680-231213-2	SCH-GWC-2	Total/NA	Water	EPA 7470A	428561
680-231213-3	SCH-GWC-4	Total/NA	Water	EPA 7470A	428561
680-231213-4	SCH-GWC-6	Total/NA	Water	EPA 7470A	428561
680-231213-5	SCH-GWC-7	Total/NA	Water	EPA 7470A	428561
680-231213-6	SCH-GWC-8A	Total/NA	Water	EPA 7470A	428561
680-231213-7	SCH-GWC-9	Total/NA	Water	EPA 7470A	428561
680-231213-8	SCH-GWC-11	Total/NA	Water	EPA 7470A	428561
680-231213-9	SCH-GWC-12	Total/NA	Water	EPA 7470A	428561
680-231213-10	SCH-GWC-13	Total/NA	Water	EPA 7470A	428561

Eurofins Savannah

QC Association Summary

Client: Southern Company
Project/Site: CCR - Plant Scherer Cell 1

Job ID: 680-231213-1

Metals (Continued)

Analysis Batch: 428715 (Continued)

Lab Sample ID	Client Sample ID	Prep Type	Matrix	Method	Prep Batch
680-231213-11	SCH-GWC-14	Total/NA	Water	EPA 7470A	428561
680-231213-12	SCH-CELL1-FB-4	Total/NA	Water	EPA 7470A	428561
680-231213-13	SCH-CELL1-EB-4	Total/NA	Water	EPA 7470A	428561
680-231213-14	SCH-CELL1-FB-5	Total/NA	Water	EPA 7470A	428561
680-231213-15	SCH-CELL1-FD-5	Total/NA	Water	EPA 7470A	428561
680-231213-16	SCH-CELL1-EB-5	Total/NA	Water	EPA 7470A	428562
MB 180-428561/1-A	Method Blank	Total/NA	Water	EPA 7470A	428561
MB 180-428562/1-A	Method Blank	Total/NA	Water	EPA 7470A	428562
LCS 180-428561/2-A	Lab Control Sample	Total/NA	Water	EPA 7470A	428561
LCS 180-428562/2-A	Lab Control Sample	Total/NA	Water	EPA 7470A	428562
680-231078-E-9-C MS	Matrix Spike	Total/NA	Water	EPA 7470A	428561
680-231078-E-9-D MSD	Matrix Spike Duplicate	Total/NA	Water	EPA 7470A	428561
680-231213-16 MS	SCH-CELL1-EB-5	Total/NA	Water	EPA 7470A	428562
680-231213-16 MSD	SCH-CELL1-EB-5	Total/NA	Water	EPA 7470A	428562

Analysis Batch: 429827

Lab Sample ID	Client Sample ID	Prep Type	Matrix	Method	Prep Batch
680-231213-1	SCH-GWC-1	Total Recoverable	Water	EPA 6020B	428492
680-231213-2	SCH-GWC-2	Total Recoverable	Water	EPA 6020B	428492
680-231213-3	SCH-GWC-4	Total Recoverable	Water	EPA 6020B	428492
680-231213-4	SCH-GWC-6	Total Recoverable	Water	EPA 6020B	428492
MB 180-428492/1-A	Method Blank	Total Recoverable	Water	EPA 6020B	428492
LCS 180-428492/2-A	Lab Control Sample	Total Recoverable	Water	EPA 6020B	428492
180-152698-F-1-B MS	Matrix Spike	Total Recoverable	Water	EPA 6020B	428492
180-152698-F-1-C MSD	Matrix Spike Duplicate	Total Recoverable	Water	EPA 6020B	428492

Analysis Batch: 430208

Lab Sample ID	Client Sample ID	Prep Type	Matrix	Method	Prep Batch
680-231213-5	SCH-GWC-7	Total Recoverable	Water	EPA 6020B	428682
680-231213-6	SCH-GWC-8A	Total Recoverable	Water	EPA 6020B	428682
680-231213-7	SCH-GWC-9	Total Recoverable	Water	EPA 6020B	428682
680-231213-8	SCH-GWC-11	Total Recoverable	Water	EPA 6020B	428682
680-231213-9	SCH-GWC-12	Total Recoverable	Water	EPA 6020B	428682
680-231213-10	SCH-GWC-13	Total Recoverable	Water	EPA 6020B	428682
680-231213-11	SCH-GWC-14	Total Recoverable	Water	EPA 6020B	428682
680-231213-12	SCH-CELL1-FB-4	Total Recoverable	Water	EPA 6020B	428682
680-231213-13	SCH-CELL1-EB-4	Total Recoverable	Water	EPA 6020B	428682
680-231213-14	SCH-CELL1-FB-5	Total Recoverable	Water	EPA 6020B	428682
680-231213-15	SCH-CELL1-FD-5	Total Recoverable	Water	EPA 6020B	428682
680-231213-16	SCH-CELL1-EB-5	Total Recoverable	Water	EPA 6020B	428682
MB 180-428682/1-A	Method Blank	Total Recoverable	Water	EPA 6020B	428682
LCS 180-428682/2-A	Lab Control Sample	Total Recoverable	Water	EPA 6020B	428682
680-231319-C-2-C MS	Matrix Spike	Total Recoverable	Water	EPA 6020B	428682
680-231319-C-2-D MSD	Matrix Spike Duplicate	Total Recoverable	Water	EPA 6020B	428682

Analysis Batch: 430527

Lab Sample ID	Client Sample ID	Prep Type	Matrix	Method	Prep Batch
680-231213-1	SCH-GWC-1	Total Recoverable	Water	EPA 6020B	428492
680-231213-2	SCH-GWC-2	Total Recoverable	Water	EPA 6020B	428492
680-231213-3	SCH-GWC-4	Total Recoverable	Water	EPA 6020B	428492
680-231213-4	SCH-GWC-6	Total Recoverable	Water	EPA 6020B	428492

Eurofins Savannah

QC Association Summary

Client: Southern Company
Project/Site: CCR - Plant Scherer Cell 1

Job ID: 680-231213-1

Metals (Continued)

Analysis Batch: 430527 (Continued)

Lab Sample ID	Client Sample ID	Prep Type	Matrix	Method	Prep Batch
MB 180-428492/1-A	Method Blank	Total Recoverable	Water	EPA 6020B	428492
LCS 180-428492/2-A	Lab Control Sample	Total Recoverable	Water	EPA 6020B	428492
180-152698-F-1-B MS	Matrix Spike	Total Recoverable	Water	EPA 6020B	428492
180-152698-F-1-C MSD	Matrix Spike Duplicate	Total Recoverable	Water	EPA 6020B	428492

Analysis Batch: 431774

Lab Sample ID	Client Sample ID	Prep Type	Matrix	Method	Prep Batch
680-231213-14	SCH-CELL1-FB-5	Total Recoverable	Water	EPA 6020B	428682
680-231213-15	SCH-CELL1-FD-5	Total Recoverable	Water	EPA 6020B	428682
680-231213-16	SCH-CELL1-EB-5	Total Recoverable	Water	EPA 6020B	428682
MB 180-428682/1-A	Method Blank	Total Recoverable	Water	EPA 6020B	428682
LCS 180-428682/2-A	Lab Control Sample	Total Recoverable	Water	EPA 6020B	428682

Prep Batch: 432324

Lab Sample ID	Client Sample ID	Prep Type	Matrix	Method	Prep Batch
MB 180-432324/1-A	Method Blank	Total Recoverable	Water	3005A	

Analysis Batch: 432466

Lab Sample ID	Client Sample ID	Prep Type	Matrix	Method	Prep Batch
680-231213-5	SCH-GWC-7	Total Recoverable	Water	EPA 6020B	428682
680-231213-6	SCH-GWC-8A	Total Recoverable	Water	EPA 6020B	428682
680-231213-7	SCH-GWC-9	Total Recoverable	Water	EPA 6020B	428682
680-231213-8	SCH-GWC-11	Total Recoverable	Water	EPA 6020B	428682
680-231213-9	SCH-GWC-12	Total Recoverable	Water	EPA 6020B	428682
680-231213-10	SCH-GWC-13	Total Recoverable	Water	EPA 6020B	428682
680-231213-11	SCH-GWC-14	Total Recoverable	Water	EPA 6020B	428682
680-231213-12	SCH-CELL1-FB-4	Total Recoverable	Water	EPA 6020B	428682

Analysis Batch: 432563

Lab Sample ID	Client Sample ID	Prep Type	Matrix	Method	Prep Batch
MB 180-432324/1-A	Method Blank	Total Recoverable	Water	EPA 6020B	432324

Prep Batch: 432913

Lab Sample ID	Client Sample ID	Prep Type	Matrix	Method	Prep Batch
680-231213-13	SCH-CELL1-EB-4	Total Recoverable	Water	3005A	
MB 180-432913/1-A	Method Blank	Total Recoverable	Water	3005A	
LCS 180-432913/2-A	Lab Control Sample	Total Recoverable	Water	3005A	
LCSD 180-432913/3-A	Lab Control Sample Dup	Total Recoverable	Water	3005A	

Analysis Batch: 433148

Lab Sample ID	Client Sample ID	Prep Type	Matrix	Method	Prep Batch
680-231213-13	SCH-CELL1-EB-4	Total Recoverable	Water	EPA 6020B	432913
MB 180-432913/1-A	Method Blank	Total Recoverable	Water	EPA 6020B	432913
LCS 180-432913/2-A	Lab Control Sample	Total Recoverable	Water	EPA 6020B	432913
LCSD 180-432913/3-A	Lab Control Sample Dup	Total Recoverable	Water	EPA 6020B	432913

General Chemistry

Analysis Batch: 427795

Lab Sample ID	Client Sample ID	Prep Type	Matrix	Method	Prep Batch
680-231213-1	SCH-GWC-1	Total/NA	Water	SM 2540C	

Eurofins Savannah

QC Association Summary

Client: Southern Company
Project/Site: CCR - Plant Scherer Cell 1

Job ID: 680-231213-1

General Chemistry (Continued)

Analysis Batch: 427795 (Continued)

Lab Sample ID	Client Sample ID	Prep Type	Matrix	Method	Prep Batch
680-231213-2	SCH-GWC-2	Total/NA	Water	SM 2540C	
680-231213-3	SCH-GWC-4	Total/NA	Water	SM 2540C	
680-231213-4	SCH-GWC-6	Total/NA	Water	SM 2540C	
680-231213-5	SCH-GWC-7	Total/NA	Water	SM 2540C	
680-231213-6	SCH-GWC-8A	Total/NA	Water	SM 2540C	
680-231213-7	SCH-GWC-9	Total/NA	Water	SM 2540C	
680-231213-8	SCH-GWC-11	Total/NA	Water	SM 2540C	
680-231213-9	SCH-GWC-12	Total/NA	Water	SM 2540C	
680-231213-10	SCH-GWC-13	Total/NA	Water	SM 2540C	
680-231213-11	SCH-GWC-14	Total/NA	Water	SM 2540C	
680-231213-13	SCH-CELL1-EB-4	Total/NA	Water	SM 2540C	
680-231213-14	SCH-CELL1-FB-5	Total/NA	Water	SM 2540C	
680-231213-15	SCH-CELL1-FD-5	Total/NA	Water	SM 2540C	
680-231213-16	SCH-CELL1-EB-5	Total/NA	Water	SM 2540C	
MB 180-427795/1	Method Blank	Total/NA	Water	SM 2540C	
LCS 180-427795/2	Lab Control Sample	Total/NA	Water	SM 2540C	
180-152506-C-1 DU	Duplicate	Total/NA	Water	SM 2540C	
680-231213-7 DU	SCH-GWC-9	Total/NA	Water	SM 2540C	

Analysis Batch: 427853

Lab Sample ID	Client Sample ID	Prep Type	Matrix	Method	Prep Batch
680-231213-1	SCH-GWC-1	Total/NA	Water	SM2320 B	
680-231213-2	SCH-GWC-2	Total/NA	Water	SM2320 B	
680-231213-3	SCH-GWC-4	Total/NA	Water	SM2320 B	
680-231213-4	SCH-GWC-6	Total/NA	Water	SM2320 B	
680-231213-5	SCH-GWC-7	Total/NA	Water	SM2320 B	
680-231213-6	SCH-GWC-8A	Total/NA	Water	SM2320 B	
680-231213-7	SCH-GWC-9	Total/NA	Water	SM2320 B	
680-231213-8	SCH-GWC-11	Total/NA	Water	SM2320 B	
680-231213-9	SCH-GWC-12	Total/NA	Water	SM2320 B	
680-231213-10	SCH-GWC-13	Total/NA	Water	SM2320 B	
680-231213-11	SCH-GWC-14	Total/NA	Water	SM2320 B	
680-231213-12	SCH-CELL1-FB-4	Total/NA	Water	SM2320 B	
680-231213-13	SCH-CELL1-EB-4	Total/NA	Water	SM2320 B	
680-231213-14	SCH-CELL1-FB-5	Total/NA	Water	SM2320 B	
680-231213-15	SCH-CELL1-FD-5	Total/NA	Water	SM2320 B	
680-231213-16	SCH-CELL1-EB-5	Total/NA	Water	SM2320 B	
MB 180-427853/29	Method Blank	Total/NA	Water	SM2320 B	
MB 180-427853/5	Method Blank	Total/NA	Water	SM2320 B	
LCS 180-427853/28	Lab Control Sample	Total/NA	Water	SM2320 B	
LCS 180-427853/4	Lab Control Sample	Total/NA	Water	SM2320 B	
LLCS 180-427853/27	Lab Control Sample	Total/NA	Water	SM2320 B	
LLCS 180-427853/3	Lab Control Sample	Total/NA	Water	SM2320 B	
680-231213-1 DU	SCH-GWC-1	Total/NA	Water	SM2320 B	
680-231213-7 DU	SCH-GWC-9	Total/NA	Water	SM2320 B	
680-231213-16 DU	SCH-CELL1-EB-5	Total/NA	Water	SM2320 B	

Analysis Batch: 428299

Lab Sample ID	Client Sample ID	Prep Type	Matrix	Method	Prep Batch
680-231213-12	SCH-CELL1-FB-4	Total/NA	Water	SM 2540C	
MB 180-428299/1	Method Blank	Total/NA	Water	SM 2540C	

Eurofins Savannah

QC Association Summary

Client: Southern Company
 Project/Site: CCR - Plant Scherer Cell 1

Job ID: 680-231213-1

General Chemistry (Continued)

Analysis Batch: 428299 (Continued)

Lab Sample ID	Client Sample ID	Prep Type	Matrix	Method	Prep Batch
LCS 180-428299/2	Lab Control Sample	Total/NA	Water	SM 2540C	
680-231212-F-1 DU	Duplicate	Total/NA	Water	SM 2540C	

Field Service / Mobile Lab

Analysis Batch: 428232

Lab Sample ID	Client Sample ID	Prep Type	Matrix	Method	Prep Batch
680-231213-1	SCH-GWC-1	Total/NA	Water	Field Sampling	
680-231213-2	SCH-GWC-2	Total/NA	Water	Field Sampling	
680-231213-3	SCH-GWC-4	Total/NA	Water	Field Sampling	
680-231213-4	SCH-GWC-6	Total/NA	Water	Field Sampling	
680-231213-5	SCH-GWC-7	Total/NA	Water	Field Sampling	
680-231213-6	SCH-GWC-8A	Total/NA	Water	Field Sampling	
680-231213-7	SCH-GWC-9	Total/NA	Water	Field Sampling	
680-231213-8	SCH-GWC-11	Total/NA	Water	Field Sampling	
680-231213-9	SCH-GWC-12	Total/NA	Water	Field Sampling	
680-231213-10	SCH-GWC-13	Total/NA	Water	Field Sampling	
680-231213-11	SCH-GWC-14	Total/NA	Water	Field Sampling	
680-231213-15	SCH-CELL1-FD-5	Total/NA	Water	Field Sampling	

Lab Chronicle

Client: Southern Company
 Project/Site: CCR - Plant Scherer Cell 1

Job ID: 680-231213-1

Client Sample ID: SCH-GWC-1

Lab Sample ID: 680-231213-1

Date Collected: 02/27/23 15:36

Matrix: Water

Date Received: 03/01/23 09:24

Prep Type	Batch Type	Batch Method	Run	Dil Factor	Initial Amount	Final Amount	Batch Number	Prepared or Analyzed	Analyst	Lab
Total/NA	Analysis	EPA 300.0 R2.1 Instrument ID: INTEGRION		1	1 mL	1 mL	427773	03/02/23 04:15	M1D	EET PIT
Total Recoverable	Prep	3005A			25 mL	25 mL	428492	03/08/23 10:30	HCY	EET PIT
Total Recoverable	Analysis	EPA 6020B Instrument ID: A		1			429827	03/19/23 01:03	RSK	EET PIT
Total Recoverable	Prep	3005A			25 mL	25 mL	428492	03/08/23 10:30	HCY	EET PIT
Total Recoverable	Analysis	EPA 6020B Instrument ID: NEMO		1			430527	03/25/23 09:58	RSK	EET PIT
Total/NA	Prep	7470A			25 mL	25 mL	428561	03/09/23 11:00	RSR	EET PIT
Total/NA	Analysis	EPA 7470A Instrument ID: HGZ		1			428715	03/09/23 14:09	RJR	EET PIT
Total/NA	Analysis	SM 2540C Instrument ID: NOEQUIP		1	100 mL	100 mL	427795	03/01/23 17:33	LWM	EET PIT
Total/NA	Analysis	SM2320 B Instrument ID: PCTITRATOR		1			427853	03/01/23 17:04	MAM	EET PIT
Total/NA	Analysis	Field Sampling Instrument ID: NOEQUIP		1			428232	02/27/23 15:36	FDS	EET PIT

Client Sample ID: SCH-GWC-2

Lab Sample ID: 680-231213-2

Date Collected: 02/27/23 11:07

Matrix: Water

Date Received: 03/01/23 09:24

Prep Type	Batch Type	Batch Method	Run	Dil Factor	Initial Amount	Final Amount	Batch Number	Prepared or Analyzed	Analyst	Lab
Total/NA	Analysis	EPA 300.0 R2.1 Instrument ID: INTEGRION		1	1 mL	1 mL	427773	03/02/23 04:33	M1D	EET PIT
Total Recoverable	Prep	3005A			25 mL	25 mL	428492	03/08/23 10:30	HCY	EET PIT
Total Recoverable	Analysis	EPA 6020B Instrument ID: A		1			429827	03/19/23 01:07	RSK	EET PIT
Total Recoverable	Prep	3005A			25 mL	25 mL	428492	03/08/23 10:30	HCY	EET PIT
Total Recoverable	Analysis	EPA 6020B Instrument ID: NEMO		1			430527	03/25/23 10:01	RSK	EET PIT
Total/NA	Prep	7470A			25 mL	25 mL	428561	03/09/23 11:00	RSR	EET PIT
Total/NA	Analysis	EPA 7470A Instrument ID: HGZ		1			428715	03/09/23 14:10	RJR	EET PIT
Total/NA	Analysis	SM 2540C Instrument ID: NOEQUIP		1	100 mL	100 mL	427795	03/01/23 17:33	LWM	EET PIT
Total/NA	Analysis	SM2320 B Instrument ID: PCTITRATOR		1			427853	03/01/23 17:15	MAM	EET PIT
Total/NA	Analysis	Field Sampling Instrument ID: NOEQUIP		1			428232	02/27/23 11:07	FDS	EET PIT

Lab Chronicle

Client: Southern Company
 Project/Site: CCR - Plant Scherer Cell 1

Job ID: 680-231213-1

Client Sample ID: SCH-GWC-4

Lab Sample ID: 680-231213-3

Date Collected: 02/27/23 13:22

Matrix: Water

Date Received: 03/01/23 09:24

Prep Type	Batch Type	Batch Method	Run	Dil Factor	Initial Amount	Final Amount	Batch Number	Prepared or Analyzed	Analyst	Lab
Total/NA	Analysis	EPA 300.0 R2.1 Instrument ID: INTEGRION		1	1 mL	1 mL	427773	03/02/23 04:52	M1D	EET PIT
Total Recoverable	Prep	3005A			25 mL	25 mL	428492	03/08/23 10:30	HCY	EET PIT
Total Recoverable	Analysis	EPA 6020B Instrument ID: A		1			429827	03/19/23 01:11	RSK	EET PIT
Total Recoverable	Prep	3005A			25 mL	25 mL	428492	03/08/23 10:30	HCY	EET PIT
Total Recoverable	Analysis	EPA 6020B Instrument ID: NEMO		1			430527	03/25/23 10:04	RSK	EET PIT
Total/NA	Prep	7470A			25 mL	25 mL	428561	03/09/23 11:00	RSR	EET PIT
Total/NA	Analysis	EPA 7470A Instrument ID: HGZ		1			428715	03/09/23 14:11	RJR	EET PIT
Total/NA	Analysis	SM 2540C Instrument ID: NOEQUIP		1	100 mL	100 mL	427795	03/01/23 17:33	LWM	EET PIT
Total/NA	Analysis	SM2320 B Instrument ID: PCTITRATOR		1			427853	03/01/23 17:20	MAM	EET PIT
Total/NA	Analysis	Field Sampling Instrument ID: NOEQUIP		1			428232	02/27/23 13:22	FDS	EET PIT

Client Sample ID: SCH-GWC-6

Lab Sample ID: 680-231213-4

Date Collected: 02/27/23 10:30

Matrix: Water

Date Received: 03/01/23 09:24

Prep Type	Batch Type	Batch Method	Run	Dil Factor	Initial Amount	Final Amount	Batch Number	Prepared or Analyzed	Analyst	Lab
Total/NA	Analysis	EPA 300.0 R2.1 Instrument ID: INTEGRION		1	1 mL	1 mL	427908	03/02/23 17:58	M1D	EET PIT
Total Recoverable	Prep	3005A			25 mL	25 mL	428492	03/08/23 10:30	HCY	EET PIT
Total Recoverable	Analysis	EPA 6020B Instrument ID: A		1			429827	03/19/23 01:14	RSK	EET PIT
Total Recoverable	Prep	3005A			25 mL	25 mL	428492	03/08/23 10:30	HCY	EET PIT
Total Recoverable	Analysis	EPA 6020B Instrument ID: NEMO		1			430527	03/25/23 10:07	RSK	EET PIT
Total/NA	Prep	7470A			25 mL	25 mL	428561	03/09/23 11:00	RSR	EET PIT
Total/NA	Analysis	EPA 7470A Instrument ID: HGZ		1			428715	03/09/23 14:16	RJR	EET PIT
Total/NA	Analysis	SM 2540C Instrument ID: NOEQUIP		1	100 mL	100 mL	427795	03/01/23 17:33	LWM	EET PIT
Total/NA	Analysis	SM2320 B Instrument ID: PCTITRATOR		1			427853	03/01/23 17:25	MAM	EET PIT
Total/NA	Analysis	Field Sampling Instrument ID: NOEQUIP		1			428232	02/27/23 10:30	FDS	EET PIT

Lab Chronicle

Client: Southern Company
 Project/Site: CCR - Plant Scherer Cell 1

Job ID: 680-231213-1

Client Sample ID: SCH-GWC-7

Lab Sample ID: 680-231213-5

Date Collected: 02/27/23 11:25

Matrix: Water

Date Received: 03/01/23 09:24

Prep Type	Batch Type	Batch Method	Run	Dil Factor	Initial Amount	Final Amount	Batch Number	Prepared or Analyzed	Analyst	Lab
Total/NA	Analysis	EPA 300.0 R2.1 Instrument ID: INTEGRION		1	1 mL	1 mL	427773	03/02/23 07:01	M1D	EET PIT
Total Recoverable	Prep	3005A			25 mL	25 mL	428682	03/09/23 13:20	HCY	EET PIT
Total Recoverable	Analysis	EPA 6020B Instrument ID: A		1			430208	03/22/23 14:35	RSK	EET PIT
Total Recoverable	Prep	3005A			25 mL	25 mL	428682	03/09/23 13:20	HCY	EET PIT
Total Recoverable	Analysis	EPA 6020B Instrument ID: A		1			432466	04/14/23 16:45	RSK	EET PIT
Total/NA	Prep	7470A			25 mL	25 mL	428561	03/09/23 11:00	RSR	EET PIT
Total/NA	Analysis	EPA 7470A Instrument ID: HGZ		1			428715	03/09/23 14:17	RJR	EET PIT
Total/NA	Analysis	SM 2540C Instrument ID: NOEQUIP		1	100 mL	100 mL	427795	03/01/23 17:33	LWM	EET PIT
Total/NA	Analysis	SM2320 B Instrument ID: PCTITRATOR		1			427853	03/01/23 17:30	MAM	EET PIT
Total/NA	Analysis	Field Sampling Instrument ID: NOEQUIP		1			428232	02/27/23 11:25	FDS	EET PIT

Client Sample ID: SCH-GWC-8A

Lab Sample ID: 680-231213-6

Date Collected: 02/27/23 12:30

Matrix: Water

Date Received: 03/01/23 09:24

Prep Type	Batch Type	Batch Method	Run	Dil Factor	Initial Amount	Final Amount	Batch Number	Prepared or Analyzed	Analyst	Lab
Total/NA	Analysis	EPA 300.0 R2.1 Instrument ID: INTEGRION		1	1 mL	1 mL	427773	03/02/23 07:20	M1D	EET PIT
Total Recoverable	Prep	3005A			25 mL	25 mL	428682	03/09/23 13:20	HCY	EET PIT
Total Recoverable	Analysis	EPA 6020B Instrument ID: A		1			430208	03/22/23 14:39	RSK	EET PIT
Total Recoverable	Prep	3005A			25 mL	25 mL	428682	03/09/23 13:20	HCY	EET PIT
Total Recoverable	Analysis	EPA 6020B Instrument ID: A		1			432466	04/14/23 16:55	RSK	EET PIT
Total/NA	Prep	7470A			25 mL	25 mL	428561	03/09/23 11:00	RSR	EET PIT
Total/NA	Analysis	EPA 7470A Instrument ID: HGZ		1			428715	03/09/23 14:18	RJR	EET PIT
Total/NA	Analysis	SM 2540C Instrument ID: NOEQUIP		1	100 mL	100 mL	427795	03/01/23 17:33	LWM	EET PIT
Total/NA	Analysis	SM2320 B Instrument ID: PCTITRATOR		1			427853	03/01/23 17:36	MAM	EET PIT
Total/NA	Analysis	Field Sampling Instrument ID: NOEQUIP		1			428232	02/27/23 12:30	FDS	EET PIT

Lab Chronicle

Client: Southern Company
 Project/Site: CCR - Plant Scherer Cell 1

Job ID: 680-231213-1

Client Sample ID: SCH-GWC-9
Date Collected: 02/27/23 14:45
Date Received: 03/01/23 09:24

Lab Sample ID: 680-231213-7
Matrix: Water

Prep Type	Batch Type	Batch Method	Run	Dil Factor	Initial Amount	Final Amount	Batch Number	Prepared or Analyzed	Analyst	Lab
Total/NA	Analysis	EPA 300.0 R2.1 Instrument ID: INTEGRION		1	1 mL	1 mL	427773	03/02/23 07:38	M1D	EET PIT
Total Recoverable	Prep	3005A			25 mL	25 mL	428682	03/09/23 13:20	HCY	EET PIT
Total Recoverable	Analysis	EPA 6020B Instrument ID: A		1			430208	03/22/23 14:43	RSK	EET PIT
Total Recoverable	Prep	3005A			25 mL	25 mL	428682	03/09/23 13:20	HCY	EET PIT
Total Recoverable	Analysis	EPA 6020B Instrument ID: A		1			432466	04/14/23 16:58	RSK	EET PIT
Total/NA	Prep	7470A			25 mL	25 mL	428561	03/09/23 11:00	RSR	EET PIT
Total/NA	Analysis	EPA 7470A Instrument ID: HGZ		1			428715	03/09/23 14:19	RJR	EET PIT
Total/NA	Analysis	SM 2540C Instrument ID: NOEQUIP		1	100 mL	100 mL	427795	03/01/23 17:33	LWM	EET PIT
Total/NA	Analysis	SM2320 B Instrument ID: PCTITRATOR		1			427853	03/01/23 17:50	MAM	EET PIT
Total/NA	Analysis	Field Sampling Instrument ID: NOEQUIP		1			428232	02/27/23 14:45	FDS	EET PIT

Client Sample ID: SCH-GWC-11
Date Collected: 02/27/23 11:10
Date Received: 03/01/23 09:24

Lab Sample ID: 680-231213-8
Matrix: Water

Prep Type	Batch Type	Batch Method	Run	Dil Factor	Initial Amount	Final Amount	Batch Number	Prepared or Analyzed	Analyst	Lab
Total/NA	Analysis	EPA 300.0 R2.1 Instrument ID: INTEGRION		1	1 mL	1 mL	427773	03/02/23 07:57	M1D	EET PIT
Total Recoverable	Prep	3005A			25 mL	25 mL	428682	03/09/23 13:20	HCY	EET PIT
Total Recoverable	Analysis	EPA 6020B Instrument ID: A		1			430208	03/22/23 14:47	RSK	EET PIT
Total Recoverable	Prep	3005A			25 mL	25 mL	428682	03/09/23 13:20	HCY	EET PIT
Total Recoverable	Analysis	EPA 6020B Instrument ID: A		1			432466	04/14/23 17:02	RSK	EET PIT
Total/NA	Prep	7470A			25 mL	25 mL	428561	03/09/23 11:00	RSR	EET PIT
Total/NA	Analysis	EPA 7470A Instrument ID: HGZ		1			428715	03/09/23 14:20	RJR	EET PIT
Total/NA	Analysis	SM 2540C Instrument ID: NOEQUIP		1	100 mL	100 mL	427795	03/01/23 17:33	LWM	EET PIT
Total/NA	Analysis	SM2320 B Instrument ID: PCTITRATOR		1			427853	03/01/23 18:00	MAM	EET PIT
Total/NA	Analysis	Field Sampling Instrument ID: NOEQUIP		1			428232	02/27/23 11:10	FDS	EET PIT

Lab Chronicle

Client: Southern Company
Project/Site: CCR - Plant Scherer Cell 1

Job ID: 680-231213-1

Client Sample ID: SCH-GWC-12

Lab Sample ID: 680-231213-9

Date Collected: 02/27/23 12:15

Matrix: Water

Date Received: 03/01/23 09:24

Prep Type	Batch Type	Batch Method	Run	Dil Factor	Initial Amount	Final Amount	Batch Number	Prepared or Analyzed	Analyst	Lab
Total/NA	Analysis	EPA 300.0 R2.1 Instrument ID: INTEGRION		1	1 mL	1 mL	427773	03/02/23 08:15	M1D	EET PIT
Total Recoverable	Prep	3005A			25 mL	25 mL	428682	03/09/23 13:20	HCY	EET PIT
Total Recoverable	Analysis	EPA 6020B Instrument ID: A		1			430208	03/22/23 14:50	RSK	EET PIT
Total Recoverable	Prep	3005A			25 mL	25 mL	428682	03/09/23 13:20	HCY	EET PIT
Total Recoverable	Analysis	EPA 6020B Instrument ID: A		1			432466	04/14/23 17:05	RSK	EET PIT
Total/NA	Prep	7470A			25 mL	25 mL	428561	03/09/23 11:00	RSR	EET PIT
Total/NA	Analysis	EPA 7470A Instrument ID: HGZ		1			428715	03/09/23 14:21	RJR	EET PIT
Total/NA	Analysis	SM 2540C Instrument ID: NOEQUIP		1	100 mL	100 mL	427795	03/01/23 17:33	LWM	EET PIT
Total/NA	Analysis	SM2320 B Instrument ID: PCTITRATOR		1			427853	03/01/23 18:05	MAM	EET PIT
Total/NA	Analysis	Field Sampling Instrument ID: NOEQUIP		1			428232	02/27/23 12:15	FDS	EET PIT

Client Sample ID: SCH-GWC-13

Lab Sample ID: 680-231213-10

Date Collected: 02/27/23 13:28

Matrix: Water

Date Received: 03/01/23 09:24

Prep Type	Batch Type	Batch Method	Run	Dil Factor	Initial Amount	Final Amount	Batch Number	Prepared or Analyzed	Analyst	Lab
Total/NA	Analysis	EPA 300.0 R2.1 Instrument ID: INTEGRION		1	1 mL	1 mL	427773	03/02/23 00:52	M1D	EET PIT
Total Recoverable	Prep	3005A			25 mL	25 mL	428682	03/09/23 13:20	HCY	EET PIT
Total Recoverable	Analysis	EPA 6020B Instrument ID: A		1			430208	03/22/23 14:54	RSK	EET PIT
Total Recoverable	Prep	3005A			25 mL	25 mL	428682	03/09/23 13:20	HCY	EET PIT
Total Recoverable	Analysis	EPA 6020B Instrument ID: A		1			432466	04/14/23 17:09	RSK	EET PIT
Total/NA	Prep	7470A			25 mL	25 mL	428561	03/09/23 11:00	RSR	EET PIT
Total/NA	Analysis	EPA 7470A Instrument ID: HGZ		1			428715	03/09/23 14:22	RJR	EET PIT
Total/NA	Analysis	SM 2540C Instrument ID: NOEQUIP		1	100 mL	100 mL	427795	03/01/23 17:33	LWM	EET PIT
Total/NA	Analysis	SM2320 B Instrument ID: PCTITRATOR		1			427853	03/01/23 18:10	MAM	EET PIT
Total/NA	Analysis	Field Sampling Instrument ID: NOEQUIP		1			428232	02/27/23 13:28	FDS	EET PIT

Lab Chronicle

Client: Southern Company
 Project/Site: CCR - Plant Scherer Cell 1

Job ID: 680-231213-1

Client Sample ID: SCH-GWC-14

Lab Sample ID: 680-231213-11

Date Collected: 02/27/23 14:39

Matrix: Water

Date Received: 03/01/23 09:24

Prep Type	Batch Type	Batch Method	Run	Dil Factor	Initial Amount	Final Amount	Batch Number	Prepared or Analyzed	Analyst	Lab
Total/NA	Analysis	EPA 300.0 R2.1 Instrument ID: INTEGRION		1	1 mL	1 mL	427773	03/02/23 02:43	M1D	EET PIT
Total Recoverable	Prep	3005A			25 mL	25 mL	428682	03/09/23 13:20	HCY	EET PIT
Total Recoverable	Analysis	EPA 6020B Instrument ID: A		1			430208	03/22/23 14:58	RSK	EET PIT
Total Recoverable	Prep	3005A			25 mL	25 mL	428682	03/09/23 13:20	HCY	EET PIT
Total Recoverable	Analysis	EPA 6020B Instrument ID: A		1			432466	04/14/23 17:12	RSK	EET PIT
Total/NA	Prep	7470A			25 mL	25 mL	428561	03/09/23 11:00	RSR	EET PIT
Total/NA	Analysis	EPA 7470A Instrument ID: HGZ		1			428715	03/09/23 14:23	RJR	EET PIT
Total/NA	Analysis	SM 2540C Instrument ID: NOEQUIP		1	100 mL	100 mL	427795	03/01/23 17:33	LWM	EET PIT
Total/NA	Analysis	SM2320 B Instrument ID: PCTITRATOR		1			427853	03/01/23 18:15	MAM	EET PIT
Total/NA	Analysis	Field Sampling Instrument ID: NOEQUIP		1			428232	02/27/23 14:39	FDS	EET PIT

Client Sample ID: SCH-CELL1-FB-4

Lab Sample ID: 680-231213-12

Date Collected: 02/27/23 13:00

Matrix: Water

Date Received: 03/01/23 09:24

Prep Type	Batch Type	Batch Method	Run	Dil Factor	Initial Amount	Final Amount	Batch Number	Prepared or Analyzed	Analyst	Lab
Total/NA	Analysis	EPA 300.0 R2.1 Instrument ID: INTEGRION		1	1 mL	1 mL	427773	03/02/23 03:01	M1D	EET PIT
Total Recoverable	Prep	3005A			25 mL	25 mL	428682	03/09/23 13:20	HCY	EET PIT
Total Recoverable	Analysis	EPA 6020B Instrument ID: A		1			430208	03/22/23 15:02	RSK	EET PIT
Total Recoverable	Prep	3005A			25 mL	25 mL	428682	03/09/23 13:20	HCY	EET PIT
Total Recoverable	Analysis	EPA 6020B Instrument ID: A		1			432466	04/14/23 17:16	RSK	EET PIT
Total/NA	Prep	7470A			25 mL	25 mL	428561	03/09/23 11:00	RSR	EET PIT
Total/NA	Analysis	EPA 7470A Instrument ID: HGZ		1			428715	03/09/23 14:24	RJR	EET PIT
Total/NA	Analysis	SM 2540C Instrument ID: NOEQUIP		1	100 mL	100 mL	428299	03/06/23 19:19	LWM	EET PIT
Total/NA	Analysis	SM2320 B Instrument ID: PCTITRATOR		1			427853	03/01/23 18:20	MAM	EET PIT

Lab Chronicle

Client: Southern Company
 Project/Site: CCR - Plant Scherer Cell 1

Job ID: 680-231213-1

Client Sample ID: SCH-CELL1-EB-4

Lab Sample ID: 680-231213-13

Date Collected: 02/27/23 15:05

Matrix: Water

Date Received: 03/01/23 09:24

Prep Type	Batch Type	Batch Method	Run	Dil Factor	Initial Amount	Final Amount	Batch Number	Prepared or Analyzed	Analyst	Lab
Total/NA	Analysis	EPA 300.0 R2.1		1	1 mL	1 mL	427773	03/02/23 03:20	M1D	EET PIT
Instrument ID: INTEGRION										
Total Recoverable	Prep	3005A			25 mL	25 mL	428682	03/09/23 13:20	HCY	EET PIT
Total Recoverable	Analysis	EPA 6020B		1			430208	03/22/23 13:21	RSK	EET PIT
Instrument ID: A										
Total Recoverable	Prep	3005A			25 mL	25 mL	432913	04/20/23 13:00	HCY	EET PIT
Total Recoverable	Analysis	EPA 6020B		1			433148	04/21/23 12:29	RSK	EET PIT
Instrument ID: A										
Total/NA	Prep	7470A			25 mL	25 mL	428561	03/09/23 11:00	RSR	EET PIT
Total/NA	Analysis	EPA 7470A		1			428715	03/09/23 14:25	RJR	EET PIT
Instrument ID: HGZ										
Total/NA	Analysis	SM 2540C		1	100 mL	100 mL	427795	03/01/23 17:33	LWM	EET PIT
Instrument ID: NOEQUIP										
Total/NA	Analysis	SM2320 B		1			427853	03/01/23 18:22	MAM	EET PIT
Instrument ID: PCTITRATOR										

Client Sample ID: SCH-CELL1-FB-5

Lab Sample ID: 680-231213-14

Date Collected: 02/27/23 09:45

Matrix: Water

Date Received: 03/01/23 09:24

Prep Type	Batch Type	Batch Method	Run	Dil Factor	Initial Amount	Final Amount	Batch Number	Prepared or Analyzed	Analyst	Lab
Total/NA	Analysis	EPA 300.0 R2.1		1	1 mL	1 mL	427773	03/02/23 03:38	M1D	EET PIT
Instrument ID: INTEGRION										
Total Recoverable	Prep	3005A			25 mL	25 mL	428682	03/09/23 13:20	HCY	EET PIT
Total Recoverable	Analysis	EPA 6020B		1			430208	03/22/23 13:25	RSK	EET PIT
Instrument ID: A										
Total Recoverable	Prep	3005A			25 mL	25 mL	428682	03/09/23 13:20	HCY	EET PIT
Total Recoverable	Analysis	EPA 6020B		1			431774	04/07/23 11:41	RSK	EET PIT
Instrument ID: A										
Total/NA	Prep	7470A			25 mL	25 mL	428561	03/09/23 11:00	RSR	EET PIT
Total/NA	Analysis	EPA 7470A		1			428715	03/09/23 14:29	RJR	EET PIT
Instrument ID: HGZ										
Total/NA	Analysis	SM 2540C		1	100 mL	100 mL	427795	03/01/23 17:33	LWM	EET PIT
Instrument ID: NOEQUIP										
Total/NA	Analysis	SM2320 B		1			427853	03/01/23 18:26	MAM	EET PIT
Instrument ID: PCTITRATOR										

Client Sample ID: SCH-CELL1-FD-5

Lab Sample ID: 680-231213-15

Date Collected: 02/27/23 00:00

Matrix: Water

Date Received: 03/01/23 09:24

Prep Type	Batch Type	Batch Method	Run	Dil Factor	Initial Amount	Final Amount	Batch Number	Prepared or Analyzed	Analyst	Lab
Total/NA	Analysis	EPA 300.0 R2.1		1	1 mL	1 mL	427773	03/02/23 03:57	M1D	EET PIT
Instrument ID: INTEGRION										

Lab Chronicle

Client: Southern Company
 Project/Site: CCR - Plant Scherer Cell 1

Job ID: 680-231213-1

Client Sample ID: SCH-CELL1-FD-5
Date Collected: 02/27/23 00:00
Date Received: 03/01/23 09:24

Lab Sample ID: 680-231213-15
Matrix: Water

Prep Type	Batch Type	Batch Method	Run	Dil Factor	Initial Amount	Final Amount	Batch Number	Prepared or Analyzed	Analyst	Lab
Total Recoverable	Prep	3005A			25 mL	25 mL	428682	03/09/23 13:20	HCY	EET PIT
Total Recoverable	Analysis	EPA 6020B		1			430208	03/22/23 13:29	RSK	EET PIT
Instrument ID: A										
Total Recoverable	Prep	3005A			25 mL	25 mL	428682	03/09/23 13:20	HCY	EET PIT
Total Recoverable	Analysis	EPA 6020B		1			431774	04/07/23 11:45	RSK	EET PIT
Instrument ID: A										
Total/NA	Prep	7470A			25 mL	25 mL	428561	03/09/23 11:00	RSR	EET PIT
Total/NA	Analysis	EPA 7470A		1			428715	03/09/23 14:30	RJR	EET PIT
Instrument ID: HGZ										
Total/NA	Analysis	SM 2540C		1	100 mL	100 mL	427795	03/01/23 17:33	LWM	EET PIT
Instrument ID: NOEQUIP										
Total/NA	Analysis	SM2320 B		1			427853	03/01/23 18:28	MAM	EET PIT
Instrument ID: PCTITRATOR										
Total/NA	Analysis	Field Sampling		1			428232	02/27/23 00:00	FDS	EET PIT
Instrument ID: NOEQUIP										

Client Sample ID: SCH-CELL1-EB-5
Date Collected: 02/27/23 13:20
Date Received: 03/01/23 09:24

Lab Sample ID: 680-231213-16
Matrix: Water

Prep Type	Batch Type	Batch Method	Run	Dil Factor	Initial Amount	Final Amount	Batch Number	Prepared or Analyzed	Analyst	Lab
Total/NA	Analysis	EPA 300.0 R2.1		1	1 mL	1 mL	427773	03/02/23 08:33	M1D	EET PIT
Instrument ID: INTEGRION										
Total Recoverable	Prep	3005A			25 mL	25 mL	428682	03/09/23 13:20	HCY	EET PIT
Total Recoverable	Analysis	EPA 6020B		1			430208	03/22/23 13:32	RSK	EET PIT
Instrument ID: A										
Total Recoverable	Prep	3005A			25 mL	25 mL	428682	03/09/23 13:20	HCY	EET PIT
Total Recoverable	Analysis	EPA 6020B		1			431774	04/07/23 11:48	RSK	EET PIT
Instrument ID: A										
Total/NA	Prep	7470A			25 mL	25 mL	428562	03/08/23 14:55	RSR	EET PIT
Total/NA	Analysis	EPA 7470A		1			428715	03/09/23 14:33	RJR	EET PIT
Instrument ID: HGZ										
Total/NA	Analysis	SM 2540C		1	100 mL	100 mL	427795	03/01/23 17:33	LWM	EET PIT
Instrument ID: NOEQUIP										
Total/NA	Analysis	SM2320 B		1			427853	03/01/23 18:56	MAM	EET PIT
Instrument ID: PCTITRATOR										

Laboratory References:

EET PIT = Eurofins Pittsburgh, 301 Alpha Drive, RIDC Park, Pittsburgh, PA 15238, TEL (412)963-7058

Accreditation/Certification Summary

Client: Southern Company
 Project/Site: CCR - Plant Scherer Cell 1

Job ID: 680-231213-1

Laboratory: Eurofins Pittsburgh

All accreditations/certifications held by this laboratory are listed. Not all accreditations/certifications are applicable to this report.

Authority	Program	Identification Number	Expiration Date
Arkansas DEQ	State	19-033-0	06-27-23
California	State	2891	04-30-23
Connecticut	State	PH-0688	09-30-24
Florida	NELAP	E871008	06-30-23
Georgia	State	PA 02-00416	04-30-23
Illinois	NELAP	004375	06-30-23
Kansas	NELAP	E-10350	01-31-24
Kentucky (UST)	State	162013	04-30-23
Kentucky (WW)	State	KY98043	12-31-23
Louisiana	NELAP	04041	06-30-22 *
Louisiana (All)	NELAP	04041	06-30-23
Maine	State	PA00164	03-06-24
Minnesota	NELAP	042-999-482	12-31-23
New Hampshire	NELAP	2030	04-04-24
New Jersey	NELAP	PA005	06-30-23
New York	NELAP	11182	04-01-24
North Carolina (WW/SW)	State	434	12-31-23
North Dakota	State	R-227	04-30-23
Oregon	NELAP	PA-2151	02-06-24
Pennsylvania	NELAP	02-00416	04-30-24
Rhode Island	State	LAO00362	12-31-22 *
South Carolina	State	89014	04-30-23
Texas	NELAP	T104704528	03-31-24
USDA	US Federal Programs	P330-16-00211	06-21-24
Utah	NELAP	PA001462019-8	05-31-23
Virginia	NELAP	10043	09-14-23
West Virginia DEP	State	142	03-31-23 *
Wisconsin	State	998027800	08-31-23

* Accreditation/Certification renewal pending - accreditation/certification considered valid.



Method Summary

Client: Southern Company
Project/Site: CCR - Plant Scherer Cell 1

Job ID: 680-231213-1

Method	Method Description	Protocol	Laboratory
EPA 300.0 R2.1	Anions, Ion Chromatography	EPA	EET PIT
EPA 6020B	Metals (ICP/MS)	SW846	EET PIT
EPA 7470A	Mercury (CVAA)	SW846	EET PIT
SM 2540C	Solids, Total Dissolved (TDS)	SM	EET PIT
SM2320 B	Alkalinity, Total	SM18	EET PIT
Field Sampling	Field Sampling	EPA	EET PIT
3005A	Preparation, Total Recoverable or Dissolved Metals	SW846	EET PIT
7470A	Preparation, Mercury	SW846	EET PIT

Protocol References:

EPA = US Environmental Protection Agency

SM = "Standard Methods For The Examination Of Water And Wastewater"

SM18 = "Standard Methods For The Examination Of Water And Wastewater", 18th Edition, 1992.

SW846 = "Test Methods For Evaluating Solid Waste, Physical/Chemical Methods", Third Edition, November 1986 And Its Updates.

Laboratory References:

EET PIT = Eurofins Pittsburgh, 301 Alpha Drive, RIDC Park, Pittsburgh, PA 15238, TEL (412)963-7058

FedEx

Do not
RT 198
FZ 197

10:30
A
0105
03:01

Part # 159469-434 MTW EXP 11/23



Environment Testing
TestAmerica

ORIGIN ID:LIYA (678) 966-9991
GEORGE TAYLOR
EUROFINS ATLANTA SC
6215 REGENCY PARKWAY NW
SUITE 900
NORCROSS, GA 30071
UNITED STATES US

SHIP DATE: 28FEB23
ACTWGT: 55.00 LB MAN
CAD: 859116/CAFE3616

BILL RECIPIENT


TO **SAMPLE RECIEVING**
EUROFINS TESTAMERICA PITTSBURGH
301 ALPHA DR.
RIDC PARK
PITTSBURGH PA 15238

(412) 963-7058
INU:
PO:

REF:

DEPT:

*all
CFE+1
#18*



FedEx
Express



2 of 2

WED - 01 MAR 10:30A
PRIORITY OVERNIGHT

MPS# 0263 **6072 5517 0105**


Mstr# 6072 5517 0090

0201

XN AGCA

15238

PA-US **PIT**



- 1
- 2
- 3
- 4
- 5
- 6
- 7
- 8
- 9
- 10
- 11
- 12

TestAmerica Pittsburgh
 301 Alpha Drive
 RIDC Park
 Pittsburgh, PA 15238-2907
 phone 412.963.7058 fax 412.963.2468

Chain of Custody Record

estAmerica
 LEADER IN ENVIRONMENTAL TESTING

stAmerica Laboratories, Inc.

680-231213 Chain of Custody

Regulatory Program: DW NPDES RCRA Other: _____
 Project Manager: Dawn Prell Site Contact: Dawn Prell
 Tel/Fax: 248-536-5445 Lab Contact: David Fuller

Client Contact
 Joju Abraham
 Southern Company
 241 Ralph McGill Blvd SE B10185
 Atlanta, GA 30308
 JAbraham@southernco.com
 Project Name: CCR - Plant Scherer Cell 1
 Site, Georgia
 Project #: 68027798

Sample Identification	Sample Date	Sample Time	Sample Type (C=Comp, G=Grab)	Matrix	# of Cont.	Analysis Turnaround Time		Filtered Sample (Y/N)	Perform MS / MSD (Y/N)	6820, 7470A: As, Ba, B, Be, Ca, Cd, Cr, Co, Cu, Pb, Hg, Ni, Sb, Se, Ag, Tl, Vn, Zn	Cations: Na, Mg, K	Cl, F, SO4, TDS	Alkalinity (total, CO3, HCO3)	Sample Specific Notes
						CALENDAR DAYS	WORKING DAYS							
SCH-GWC-1	2/27/2023	15:36	G	WG	4	<input checked="" type="checkbox"/>	3-5 days							pH 6.56
SCH-GWC-2	2/27/2023	11:07	G	WG	4	<input type="checkbox"/>	2 weeks							pH 6.41
SCH-GWC-4	2/27/2023	13:22	G	WG	4	<input type="checkbox"/>	1 week							pH 6.17
SCH-GWC-6	2/27/2023	10:30	G	WG	4	<input type="checkbox"/>	2 days							pH 6.16
SCH-GWC-7	2/27/2023	11:25	G	WG	4	<input type="checkbox"/>	1 day							pH 6.35
SCH-GWC-8A	2/27/2023	12:30	G	WG	4									pH 6.27
SCH-GWC-9	2/27/2023	14:45	G	WG	4									pH 6.57
SCH-GWC-11	2/27/2023	11:10	G	WG	4									pH 6.19
SCH-GWC-12	2/27/2023	12:15	G	WG	4									pH 5.20
SCH-GWC-13	2/27/2023	13:28	G	WG	4									pH 5.94
SCH-GWC-14	2/27/2023	14:39	G	WG	4									pH 5.62

Sample Disposal (A fee may be assessed if samples are retained longer than 1 month)

Return to Client Disposal by Lab Archive for _____ Months

Special Instructions/QC Requirements & Comments: SCH-CCR-ASSMT-2023S1

Relinquished by	Company	Date/Time	Relinquished by	Company	Date/Time	Relinquished by	Company	Date/Time
Mark M...	wsp	02/28/23	Elyne Cook	Courier Now	02/28/23 08:00			
Elyne Cook	Courier Now	02/28/23	Michael Alkhalaf	Company	2-28-23 10:10			
Michael Alkhalaf	Company	2/28/23	Elyne Cook	Company	2-28-23 10:10			

Form No. CA-C-WI-002, Rev. 4.20, dated 2/28/2019



TestAmerica Pittsburgh

301 Alpha Drive
 RIDC Park
 Pittsburgh, PA 15238-2907
 phone 412 963.7058 fax 412 963 2468

Chain of Custody Record



THE LEADER IN ENVIRONMENTAL TESTING

TestAmerica Laboratories, Inc.

COC No. 2 of 2 COCs

Date: 02/28/23
 Carrier:

Regulatory Program: DW NPDES RCRA Other:

Project Manager: Dawn Prell
 Tel/Fax: 248-536-5445

Site Contact: Dawn Prell
 Lab Contact: David Fuller

Client Contact
 Joly Abraham
 Southern Company
 241 Ralph McGill Blvd SE B10185
 Atlanta, GA 30308
 JAbraham@southernco.com
 Project Name: CCR - Plant Scherer Cell 1
 Site Georgia
 Project #: 68027798

Analysis Turnaround Time
 CALENDAR DAYS WORKING DAYS
 TAT if different from Below ___ 3-5 days ___
 2 weeks
 1 week
 2 days
 1 day

Sample Identification	Sample Date	Sample Time	Sample Type (C=Comp, G=Grab)	Matrix	# of Cont.	Filtered Sample (Y/N)	Perform MS / MSD (Y/N)	6020, 7470A: As, Ba, B, Be, Ca, Cd, Cr, Co, Cu, Pb, Hg, Ni, Sb, Se, Mg, Ti, Vn, Zn	Cations: Na, Mg, K	Cl, T, SO4, TDS	Alkalinity (total, CO3, HCO3)	Sample Specific Notes.
SCH-CELL1-FB-4	2/27/2023	13:00	G	WQ	4	N	N	X	X	X	X	
SCH-CELL1-EB-4	2/27/2023	15:05	G	WQ	4	N	N	X	X	X	X	
SCH-CELL1-FB-5	2/27/2023	9:45	G	WQ	4	N	N	X	X	X	X	
SCH-CELL1-FD-5	2/27/2023	-	G	WG	4	N	N	X	X	X	X	pH: 5.20
SCH-CELL1-EB-5	2/27/2023	13:20	G	WQ	4	N	N	X	X	X	X	

Preservation Used: 1= Ice, 2= HCl, 3= H2SO4, 4= HNO3, 5= NaOH, 6= Other.

Possible Hazard Identification: Are any samples from a listed EPA Hazardous Waste? Please List any EPA Waste Codes for the sample in the Comments Section if the lab is to dispose of the sample
 Non-Hazard Flammable Skin Irritant Poison B Unknown

Special Instructions/QC Requirements & Comments: SCH-CCR-ASSMT-2023S1

Sample Disposal (A fee may be assessed if samples are retained longer than 1 month)
 Return to Client Disposal by Lab Archive for _____ Months

Relinquished by	Company	Date/Time	Relinquished by	Company	Date/Time	Cooler Temp (°C)	Obs'd.	Corr'd.	Therm ID No.:
Mork Mann	WSP	02/28/2023	Elaene Cook	Courier Now	02/28/23 8:00				
Elaene Cook	Courier Now	02/28/23	David Fuller	Company	2-28-23 10:10				
Richard Melko	Company	2/28/23	David Fuller	Company	2-28-23 9:24				



Login Sample Receipt Checklist

Client: Southern Company

Job Number: 680-231213-1

Login Number: 231213

List Number: 2

Creator: Watson, Debbie

List Source: Eurofins Pittsburgh

Question	Answer	Comment
Radioactivity wasn't checked or is </= background as measured by a survey meter.	N/A	
The cooler's custody seal, if present, is intact.	True	
Sample custody seals, if present, are intact.	True	
The cooler or samples do not appear to have been compromised or tampered with.	True	
Samples were received on ice.	True	
Cooler Temperature is acceptable.	True	
Cooler Temperature is recorded.	True	
COC is present.	True	
COC is filled out in ink and legible.	True	
COC is filled out with all pertinent information.	True	
Is the Field Sampler's name present on COC?	False	
There are no discrepancies between the containers received and the COC.	True	
Samples are received within Holding Time (excluding tests with immediate HTs)	True	
Sample containers have legible labels.	True	
Containers are not broken or leaking.	True	
Sample collection date/times are provided.	True	
Appropriate sample containers are used.	True	
Sample bottles are completely filled.	True	
Sample Preservation Verified.	True	
There is sufficient vol. for all requested analyses, incl. any requested MS/MSDs	True	
Containers requiring zero headspace have no headspace or bubble is <6mm (1/4").	True	
Multiphasic samples are not present.	True	
Samples do not require splitting or compositing.	True	
Residual Chlorine Checked.	N/A	





ANALYTICAL REPORT

PREPARED FOR

Attn: Joju Abraham
Southern Company
241 Ralph McGill Blvd SE
B10185
Atlanta, Georgia 30308

Generated 4/15/2023 11:41:23 AM

JOB DESCRIPTION

Plant Scherer Surface Water

JOB NUMBER

680-231297-1

Eurofins Savannah

Job Notes

The test results in this report meet NELAP requirements for parameters for which accreditation is required or available. Any exceptions to the NELAP requirements are noted. Results pertain only to samples listed in this report. This report may not be reproduced, except in full, without the written approval of the laboratory. Questions should be directed to the person who signed this report.

The test results in this report relate only to the samples as received by the laboratory and will meet all requirements of the methodology, with any exceptions noted. This report shall not be reproduced except in full, without the express written approval of the laboratory. All questions should be directed to the Eurofins Environment Testing Southeast, LLC Project Manager.

Authorization



Generated
4/15/2023 11:41:23 AM

Authorized for release by
David Fuller, Project Manager
David.Fuller@et.eurofinsus.com
(770)344-8986

Definitions/Glossary

Client: Southern Company
Project/Site: Plant Scherer Surface Water

Job ID: 680-231297-1

Qualifiers

HPLC/IC

Qualifier	Qualifier Description
J	Result is less than the RL but greater than or equal to the MDL and the concentration is an approximate value.

Metals

Qualifier	Qualifier Description
B	Compound was found in the blank and sample.
J	Result is less than the RL but greater than or equal to the MDL and the concentration is an approximate value.

General Chemistry

Qualifier	Qualifier Description
J	Result is less than the RL but greater than or equal to the MDL and the concentration is an approximate value.

Glossary

Abbreviation	These commonly used abbreviations may or may not be present in this report.
α	Listed under the "D" column to designate that the result is reported on a dry weight basis
%R	Percent Recovery
CFL	Contains Free Liquid
CFU	Colony Forming Unit
CNF	Contains No Free Liquid
DER	Duplicate Error Ratio (normalized absolute difference)
Dil Fac	Dilution Factor
DL	Detection Limit (DoD/DOE)
DL, RA, RE, IN	Indicates a Dilution, Re-analysis, Re-extraction, or additional Initial metals/anion analysis of the sample
DLC	Decision Level Concentration (Radiochemistry)
EDL	Estimated Detection Limit (Dioxin)
LOD	Limit of Detection (DoD/DOE)
LOQ	Limit of Quantitation (DoD/DOE)
MCL	EPA recommended "Maximum Contaminant Level"
MDA	Minimum Detectable Activity (Radiochemistry)
MDC	Minimum Detectable Concentration (Radiochemistry)
MDL	Method Detection Limit
ML	Minimum Level (Dioxin)
MPN	Most Probable Number
MQL	Method Quantitation Limit
NC	Not Calculated
ND	Not Detected at the reporting limit (or MDL or EDL if shown)
NEG	Negative / Absent
POS	Positive / Present
PQL	Practical Quantitation Limit
PRES	Presumptive
QC	Quality Control
RER	Relative Error Ratio (Radiochemistry)
RL	Reporting Limit or Requested Limit (Radiochemistry)
RPD	Relative Percent Difference, a measure of the relative difference between two points
TEF	Toxicity Equivalent Factor (Dioxin)
TEQ	Toxicity Equivalent Quotient (Dioxin)
TNTC	Too Numerous To Count

Sample Summary

Client: Southern Company
Project/Site: Plant Scherer Surface Water

Job ID: 680-231297-1

Lab Sample ID	Client Sample ID	Matrix	Collected	Received
680-231297-1	SCH-SWA-1	Water	03/01/23 09:05	03/03/23 10:20
680-231297-2	SCH-SWA-2	Water	03/01/23 10:40	03/03/23 10:20
680-231297-3	SCH-SWA-3	Water	03/01/23 09:40	03/03/23 10:20
680-231297-4	SCH-SWC-4	Water	03/01/23 11:10	03/03/23 10:20
680-231297-5	SCH-SWC-5	Water	03/01/23 11:35	03/03/23 10:20
680-231297-6	SCH-SWC-6	Water	03/01/23 12:45	03/03/23 10:20
680-231297-7	SCH-SWC-7	Water	03/01/23 12:55	03/03/23 10:20
680-231297-8	SCH-SWC-8	Water	03/01/23 10:05	03/03/23 10:20

1

2

3

4

5

6

7

8

9

10

11

12

Case Narrative

Client: Southern Company
Project/Site: Plant Scherer Surface Water

Job ID: 680-231297-1

Job ID: 680-231297-1

Laboratory: Eurofins Savannah

Narrative

**Job Narrative
680-231297-1**

Receipt

The samples were received on 3/3/2023 10:20 AM. Unless otherwise noted below, the samples arrived in good condition, and, where required, properly preserved and on ice. The temperatures of the 3 coolers at receipt time were 2.7°C, 2.7°C and 3.1°C

Receipt Exceptions

Per request by email from client, the Client Sample ID for 680-231297-2 should be changed to SCH-SWA-2 and the Client Sample ID for 680-231297-4 should be changed to SCH-SWC-4.

HPLC/IC

No additional analytical or quality issues were noted, other than those described above or in the Definitions/ Glossary page.

Metals

Method 6020B: The post digestion spike % recovery for barium associated with batch 180-430208 was outside of control limits. The associated sample is: SCH-SWC-6 (680-231297-6).

No additional analytical or quality issues were noted, other than those described above or in the Definitions/ Glossary page.

General Chemistry

No additional analytical or quality issues were noted, other than those described above or in the Definitions/ Glossary page.



Client Sample Results

Client: Southern Company
Project/Site: Plant Scherer Surface Water

Job ID: 680-231297-1

Client Sample ID: SCH-SWA-1

Lab Sample ID: 680-231297-1

Date Collected: 03/01/23 09:05

Matrix: Water

Date Received: 03/03/23 10:20

Method: EPA 300.0 R2.1 - Anions, Ion Chromatography

Analyte	Result	Qualifier	RL	MDL	Unit	D	Prepared	Analyzed	Dil Fac
Chloride	7.3		1.0	0.71	mg/L			03/08/23 03:18	1
Fluoride	0.20		0.10	0.026	mg/L			03/08/23 03:18	1
Sulfate	65		1.0	0.76	mg/L			03/08/23 03:18	1

Method: SW846 EPA 6020B - Metals (ICP/MS) - Total Recoverable

Analyte	Result	Qualifier	RL	MDL	Unit	D	Prepared	Analyzed	Dil Fac
Antimony	<0.00097		0.0020	0.00097	mg/L		03/13/23 11:35	04/06/23 19:52	1
Arsenic	0.00066	J	0.0010	0.00028	mg/L		03/13/23 11:35	04/06/23 19:52	1
Barium	0.066		0.010	0.0031	mg/L		03/13/23 11:35	04/06/23 19:52	1
Beryllium	<0.00027		0.0025	0.00027	mg/L		03/13/23 11:35	04/06/23 19:52	1
Boron	0.46		0.080	0.060	mg/L		03/13/23 11:35	04/07/23 10:53	1
Cadmium	<0.00022		0.0025	0.00022	mg/L		03/13/23 11:35	04/06/23 19:52	1
Calcium	22		0.50	0.13	mg/L		03/13/23 11:35	04/06/23 19:52	1
Chromium	<0.0015		0.0020	0.0015	mg/L		03/13/23 11:35	04/06/23 19:52	1
Cobalt	<0.00026		0.0025	0.00026	mg/L		03/13/23 11:35	04/07/23 10:53	1
Copper	0.0034		0.0020	0.0011	mg/L		03/13/23 11:35	04/06/23 19:52	1
Lead	<0.00038		0.0010	0.00038	mg/L		03/13/23 11:35	04/06/23 19:52	1
Magnesium	9.3		0.50	0.050	mg/L		03/13/23 11:35	04/06/23 19:52	1
Nickel	0.00090	J	0.0010	0.00052	mg/L		03/13/23 11:35	04/07/23 10:53	1
Potassium	3.4		0.50	0.16	mg/L		03/13/23 11:35	04/06/23 19:52	1
Selenium	0.0014	J	0.0050	0.00074	mg/L		03/13/23 11:35	04/06/23 19:52	1
Silver	<0.00022		0.0010	0.00022	mg/L		03/13/23 11:35	04/06/23 19:52	1
Sodium	24	B	0.50	0.18	mg/L		03/13/23 11:35	04/06/23 19:52	1
Thallium	<0.00047		0.0010	0.00047	mg/L		03/13/23 11:35	04/07/23 10:53	1
Vanadium	0.0031		0.0010	0.00078	mg/L		03/13/23 11:35	04/06/23 19:52	1
Zinc	0.0084	J	0.015	0.0060	mg/L		03/13/23 11:35	04/06/23 19:52	1

Method: SW846 EPA 7470A - Mercury (CVAA)

Analyte	Result	Qualifier	RL	MDL	Unit	D	Prepared	Analyzed	Dil Fac
Mercury	<0.00013		0.00020	0.00013	mg/L		03/08/23 14:59	03/13/23 11:05	1

General Chemistry

Analyte	Result	Qualifier	RL	MDL	Unit	D	Prepared	Analyzed	Dil Fac
Total Alkalinity as CaCO3 to pH 4.5 (SM 2320B-2011)	61		5.0	5.0	mg/L			03/06/23 17:53	1
Bicarbonate Alkalinity as CaCO3 (SM 2320B-2011)	61		5.0	5.0	mg/L			03/06/23 17:53	1
Carbonate Alkalinity as CaCO3 (SM 2320B-2011)	<5.0		5.0	5.0	mg/L			03/06/23 17:53	1
Total Organic Carbon - Quad (SM 5310 C-2014)	5.8		1.0	0.51	mg/L			03/06/23 22:27	1
Chemical Oxygen Demand (MCAWW EPA 410.4)	<9.1		10	9.1	mg/L		03/08/23 12:40	03/08/23 15:59	1
Total Dissolved Solids (SM 2540C)	170		10	10	mg/L			03/07/23 16:43	1
Cyanide, Total (SM 4500CN E)	<0.0080		0.010	0.0080	mg/L		03/10/23 12:07	03/10/23 16:48	1

Method: EPA Field Sampling - Field Sampling

Analyte	Result	Qualifier	RL	MDL	Unit	D	Prepared	Analyzed	Dil Fac
pH	7.34				SU			03/01/23 09:05	1

Client Sample Results

Client: Southern Company
Project/Site: Plant Scherer Surface Water

Job ID: 680-231297-1

Client Sample ID: SCH-SWA-2

Lab Sample ID: 680-231297-2

Date Collected: 03/01/23 10:40

Matrix: Water

Date Received: 03/03/23 10:20

Method: EPA 300.0 R2.1 - Anions, Ion Chromatography

Analyte	Result	Qualifier	RL	MDL	Unit	D	Prepared	Analyzed	Dil Fac
Chloride	12		1.0	0.71	mg/L			03/08/23 03:36	1
Fluoride	0.063	J	0.10	0.026	mg/L			03/08/23 03:36	1
Sulfate	210		1.0	0.76	mg/L			03/08/23 03:36	1

Method: SW846 EPA 6020B - Metals (ICP/MS) - Total Recoverable

Analyte	Result	Qualifier	RL	MDL	Unit	D	Prepared	Analyzed	Dil Fac
Antimony	<0.00097		0.0020	0.00097	mg/L		03/13/23 11:35	04/06/23 19:56	1
Arsenic	<0.00028		0.0010	0.00028	mg/L		03/13/23 11:35	04/06/23 19:56	1
Barium	0.082		0.010	0.0031	mg/L		03/13/23 11:35	04/06/23 19:56	1
Beryllium	<0.00027		0.0025	0.00027	mg/L		03/13/23 11:35	04/06/23 19:56	1
Boron	1.3		0.080	0.060	mg/L		03/13/23 11:35	04/07/23 11:19	1
Cadmium	<0.00022		0.0025	0.00022	mg/L		03/13/23 11:35	04/06/23 19:56	1
Calcium	43		0.50	0.13	mg/L		03/13/23 11:35	04/06/23 19:56	1
Chromium	<0.0015		0.0020	0.0015	mg/L		03/13/23 11:35	04/06/23 19:56	1
Cobalt	0.0069		0.0025	0.00026	mg/L		03/13/23 11:35	04/07/23 11:19	1
Copper	<0.0011		0.0020	0.0011	mg/L		03/13/23 11:35	04/06/23 19:56	1
Lead	<0.00038		0.0010	0.00038	mg/L		03/13/23 11:35	04/06/23 19:56	1
Magnesium	24		0.50	0.050	mg/L		03/13/23 11:35	04/06/23 19:56	1
Nickel	0.0011		0.0010	0.00052	mg/L		03/13/23 11:35	04/07/23 11:19	1
Potassium	1.5		0.50	0.16	mg/L		03/13/23 11:35	04/06/23 19:56	1
Selenium	<0.00074		0.0050	0.00074	mg/L		03/13/23 11:35	04/06/23 19:56	1
Silver	<0.00022		0.0010	0.00022	mg/L		03/13/23 11:35	04/06/23 19:56	1
Sodium	54	B	0.50	0.18	mg/L		03/13/23 11:35	04/06/23 19:56	1
Thallium	<0.00047		0.0010	0.00047	mg/L		03/13/23 11:35	04/07/23 11:19	1
Vanadium	0.00091	J	0.0010	0.00078	mg/L		03/13/23 11:35	04/06/23 19:56	1
Zinc	<0.0060		0.015	0.0060	mg/L		03/13/23 11:35	04/06/23 19:56	1

Method: SW846 EPA 7470A - Mercury (CVAA)

Analyte	Result	Qualifier	RL	MDL	Unit	D	Prepared	Analyzed	Dil Fac
Mercury	<0.00013		0.00020	0.00013	mg/L		03/08/23 14:59	03/13/23 11:06	1

General Chemistry

Analyte	Result	Qualifier	RL	MDL	Unit	D	Prepared	Analyzed	Dil Fac
Total Alkalinity as CaCO3 to pH 4.5 (SM 2320B-2011)	60		5.0	5.0	mg/L			03/06/23 18:03	1
Bicarbonate Alkalinity as CaCO3 (SM 2320B-2011)	60		5.0	5.0	mg/L			03/06/23 18:03	1
Carbonate Alkalinity as CaCO3 (SM 2320B-2011)	<5.0		5.0	5.0	mg/L			03/06/23 18:03	1
Total Organic Carbon - Quad (SM 5310 C-2014)	1.7		1.0	0.51	mg/L			03/06/23 23:44	1
Chemical Oxygen Demand (MCAWW EPA 410.4)	<9.1		10	9.1	mg/L		03/08/23 12:40	03/08/23 16:05	1
Total Dissolved Solids (SM 2540C)	400		10	10	mg/L			03/07/23 16:43	1
Cyanide, Total (SM 4500CN E)	<0.0080		0.010	0.0080	mg/L		03/10/23 12:07	03/10/23 17:00	1

Method: EPA Field Sampling - Field Sampling

Analyte	Result	Qualifier	RL	MDL	Unit	D	Prepared	Analyzed	Dil Fac
pH	6.96				SU			03/01/23 10:40	1

Client Sample Results

Client: Southern Company
Project/Site: Plant Scherer Surface Water

Job ID: 680-231297-1

Client Sample ID: SCH-SWA-3

Lab Sample ID: 680-231297-3

Date Collected: 03/01/23 09:40

Matrix: Water

Date Received: 03/03/23 10:20

Method: EPA 300.0 R2.1 - Anions, Ion Chromatography

Analyte	Result	Qualifier	RL	MDL	Unit	D	Prepared	Analyzed	Dil Fac
Chloride	12		1.0	0.71	mg/L			03/08/23 02:59	1
Fluoride	0.043	J	0.10	0.026	mg/L			03/08/23 02:59	1
Sulfate	86		1.0	0.76	mg/L			03/08/23 02:59	1

Method: SW846 EPA 6020B - Metals (ICP/MS) - Total Recoverable

Analyte	Result	Qualifier	RL	MDL	Unit	D	Prepared	Analyzed	Dil Fac
Antimony	<0.00097		0.0020	0.00097	mg/L		03/13/23 11:35	04/06/23 19:59	1
Arsenic	<0.00028		0.0010	0.00028	mg/L		03/13/23 11:35	04/06/23 19:59	1
Barium	0.052		0.010	0.0031	mg/L		03/13/23 11:35	04/06/23 19:59	1
Beryllium	<0.00027		0.0025	0.00027	mg/L		03/13/23 11:35	04/06/23 19:59	1
Boron	0.68		0.080	0.060	mg/L		03/13/23 11:35	04/07/23 11:22	1
Cadmium	<0.00022		0.0025	0.00022	mg/L		03/13/23 11:35	04/06/23 19:59	1
Calcium	15		0.50	0.13	mg/L		03/13/23 11:35	04/06/23 19:59	1
Chromium	<0.0015		0.0020	0.0015	mg/L		03/13/23 11:35	04/06/23 19:59	1
Cobalt	0.0049		0.0025	0.00026	mg/L		03/13/23 11:35	04/07/23 11:22	1
Copper	<0.0011		0.0020	0.0011	mg/L		03/13/23 11:35	04/06/23 19:59	1
Lead	<0.00038		0.0010	0.00038	mg/L		03/13/23 11:35	04/06/23 19:59	1
Magnesium	10		0.50	0.050	mg/L		03/13/23 11:35	04/06/23 19:59	1
Nickel	0.0011		0.0010	0.00052	mg/L		03/13/23 11:35	04/07/23 11:22	1
Potassium	1.6		0.50	0.16	mg/L		03/13/23 11:35	04/06/23 19:59	1
Selenium	<0.00074		0.0050	0.00074	mg/L		03/13/23 11:35	04/06/23 19:59	1
Silver	<0.00022		0.0010	0.00022	mg/L		03/13/23 11:35	04/06/23 19:59	1
Sodium	31	B	0.50	0.18	mg/L		03/13/23 11:35	04/06/23 19:59	1
Thallium	<0.00047		0.0010	0.00047	mg/L		03/13/23 11:35	04/07/23 11:22	1
Vanadium	0.0011		0.0010	0.00078	mg/L		03/13/23 11:35	04/06/23 19:59	1
Zinc	<0.0060		0.015	0.0060	mg/L		03/13/23 11:35	04/06/23 19:59	1

Method: SW846 EPA 7470A - Mercury (CVAA)

Analyte	Result	Qualifier	RL	MDL	Unit	D	Prepared	Analyzed	Dil Fac
Mercury	<0.00013		0.00020	0.00013	mg/L		03/08/23 14:59	03/13/23 11:07	1

General Chemistry

Analyte	Result	Qualifier	RL	MDL	Unit	D	Prepared	Analyzed	Dil Fac
Total Alkalinity as CaCO3 to pH 4.5 (SM 2320B-2011)	36		5.0	5.0	mg/L			03/06/23 18:08	1
Bicarbonate Alkalinity as CaCO3 (SM 2320B-2011)	36		5.0	5.0	mg/L			03/06/23 18:08	1
Carbonate Alkalinity as CaCO3 (SM 2320B-2011)	<5.0		5.0	5.0	mg/L			03/06/23 18:08	1
Total Organic Carbon - Quad (SM 5310 C-2014)	0.88	J	1.0	0.51	mg/L			03/07/23 00:32	1
Chemical Oxygen Demand (MCAWW EPA 410.4)	<9.1		10	9.1	mg/L		03/08/23 12:40	03/08/23 16:06	1
Total Dissolved Solids (SM 2540C)	190		10	10	mg/L			03/07/23 16:43	1
Cyanide, Total (SM 4500CN E)	<0.0080		0.010	0.0080	mg/L		03/10/23 12:15	03/10/23 18:18	1

Method: EPA Field Sampling - Field Sampling

Analyte	Result	Qualifier	RL	MDL	Unit	D	Prepared	Analyzed	Dil Fac
pH	7.10				SU			03/01/23 09:40	1

Client Sample Results

Client: Southern Company
Project/Site: Plant Scherer Surface Water

Job ID: 680-231297-1

Client Sample ID: SCH-SWC-4

Lab Sample ID: 680-231297-4

Date Collected: 03/01/23 11:10

Matrix: Water

Date Received: 03/03/23 10:20

Method: EPA 300.0 R2.1 - Anions, Ion Chromatography

Analyte	Result	Qualifier	RL	MDL	Unit	D	Prepared	Analyzed	Dil Fac
Chloride	8.3		1.0	0.71	mg/L			03/08/23 00:32	1
Fluoride	0.060	J	0.10	0.026	mg/L			03/08/23 00:32	1
Sulfate	88		1.0	0.76	mg/L			03/08/23 00:32	1

Method: SW846 EPA 6020B - Metals (ICP/MS) - Total Recoverable

Analyte	Result	Qualifier	RL	MDL	Unit	D	Prepared	Analyzed	Dil Fac
Antimony	<0.00097		0.0020	0.00097	mg/L		03/13/23 11:35	04/06/23 20:11	1
Arsenic	<0.00028		0.0010	0.00028	mg/L		03/13/23 11:35	04/06/23 20:11	1
Barium	0.055		0.010	0.0031	mg/L		03/13/23 11:35	04/06/23 20:11	1
Beryllium	<0.00027		0.0025	0.00027	mg/L		03/13/23 11:35	04/06/23 20:11	1
Boron	0.68		0.080	0.060	mg/L		03/13/23 11:35	04/07/23 11:26	1
Cadmium	<0.00022		0.0025	0.00022	mg/L		03/13/23 11:35	04/06/23 20:11	1
Calcium	25		0.50	0.13	mg/L		03/13/23 11:35	04/06/23 20:11	1
Chromium	<0.0015		0.0020	0.0015	mg/L		03/13/23 11:35	04/06/23 20:11	1
Cobalt	0.0017	J	0.0025	0.00026	mg/L		03/13/23 11:35	04/07/23 11:26	1
Copper	<0.0011		0.0020	0.0011	mg/L		03/13/23 11:35	04/07/23 11:26	1
Lead	<0.00038		0.0010	0.00038	mg/L		03/13/23 11:35	04/06/23 20:11	1
Magnesium	13		0.50	0.050	mg/L		03/13/23 11:35	04/06/23 20:11	1
Nickel	0.00062	J	0.0010	0.00052	mg/L		03/13/23 11:35	04/07/23 11:26	1
Potassium	1.3		0.50	0.16	mg/L		03/13/23 11:35	04/06/23 20:11	1
Selenium	<0.00074		0.0050	0.00074	mg/L		03/13/23 11:35	04/06/23 20:11	1
Silver	<0.00022		0.0010	0.00022	mg/L		03/13/23 11:35	04/06/23 20:11	1
Sodium	29	B	0.50	0.18	mg/L		03/13/23 11:35	04/06/23 20:11	1
Thallium	<0.00047		0.0010	0.00047	mg/L		03/13/23 11:35	04/07/23 11:26	1
Vanadium	0.0013		0.0010	0.00078	mg/L		03/13/23 11:35	04/06/23 20:11	1
Zinc	<0.0060		0.015	0.0060	mg/L		03/13/23 11:35	04/06/23 20:11	1

Method: SW846 EPA 7470A - Mercury (CVAA)

Analyte	Result	Qualifier	RL	MDL	Unit	D	Prepared	Analyzed	Dil Fac
Mercury	<0.00013		0.00020	0.00013	mg/L		03/08/23 14:59	03/13/23 11:08	1

General Chemistry

Analyte	Result	Qualifier	RL	MDL	Unit	D	Prepared	Analyzed	Dil Fac
Total Alkalinity as CaCO3 to pH 4.5 (SM 2320B-2011)	62		5.0	5.0	mg/L			03/06/23 18:13	1
Bicarbonate Alkalinity as CaCO3 (SM 2320B-2011)	62		5.0	5.0	mg/L			03/06/23 18:13	1
Carbonate Alkalinity as CaCO3 (SM 2320B-2011)	<5.0		5.0	5.0	mg/L			03/06/23 18:13	1
Total Dissolved Solids (SM 2540C)	220		10	10	mg/L			03/07/23 16:43	1

Method: EPA Field Sampling - Field Sampling

Analyte	Result	Qualifier	RL	MDL	Unit	D	Prepared	Analyzed	Dil Fac
pH	7.36				SU			03/01/23 11:10	1

Client Sample ID: SCH-SWC-5

Lab Sample ID: 680-231297-5

Date Collected: 03/01/23 11:35

Matrix: Water

Date Received: 03/03/23 10:20

Method: EPA 300.0 R2.1 - Anions, Ion Chromatography

Analyte	Result	Qualifier	RL	MDL	Unit	D	Prepared	Analyzed	Dil Fac
Chloride	13		1.0	0.71	mg/L			03/08/23 02:04	1

Eurofins Savannah

Client Sample Results

Client: Southern Company
Project/Site: Plant Scherer Surface Water

Job ID: 680-231297-1

Client Sample ID: SCH-SWC-5

Lab Sample ID: 680-231297-5

Date Collected: 03/01/23 11:35

Matrix: Water

Date Received: 03/03/23 10:20

Method: EPA 300.0 R2.1 - Anions, Ion Chromatography (Continued)

Analyte	Result	Qualifier	RL	MDL	Unit	D	Prepared	Analyzed	Dil Fac
Fluoride	0.39		0.10	0.026	mg/L			03/08/23 02:04	1
Sulfate	64		1.0	0.76	mg/L			03/08/23 02:04	1

Method: SW846 EPA 6020B - Metals (ICP/MS) - Total Recoverable

Analyte	Result	Qualifier	RL	MDL	Unit	D	Prepared	Analyzed	Dil Fac
Antimony	<0.00097		0.0020	0.00097	mg/L		03/14/23 11:35	03/22/23 19:43	1
Arsenic	<0.00028		0.0010	0.00028	mg/L		03/14/23 11:35	03/22/23 19:43	1
Barium	0.041		0.010	0.0031	mg/L		03/14/23 11:35	03/22/23 19:43	1
Beryllium	<0.00027		0.0025	0.00027	mg/L		03/14/23 11:35	03/22/23 19:43	1
Boron	0.15		0.080	0.060	mg/L		03/14/23 11:35	04/06/23 14:35	1
Cadmium	<0.00022		0.0025	0.00022	mg/L		03/14/23 11:35	03/22/23 19:43	1
Calcium	41		0.50	0.13	mg/L		03/14/23 11:35	03/22/23 19:43	1
Chromium	0.0018	J	0.0020	0.0015	mg/L		03/14/23 11:35	03/22/23 19:43	1
Cobalt	<0.00026		0.0025	0.00026	mg/L		03/14/23 11:35	03/22/23 19:43	1
Copper	<0.0011		0.0020	0.0011	mg/L		03/14/23 11:35	03/22/23 19:43	1
Lead	<0.00038		0.0010	0.00038	mg/L		03/14/23 11:35	03/22/23 19:43	1
Magnesium	13		0.50	0.050	mg/L		03/14/23 11:35	03/22/23 19:43	1
Nickel	0.00079	J	0.0010	0.00052	mg/L		03/14/23 11:35	03/22/23 19:43	1
Potassium	2.9		0.50	0.16	mg/L		03/14/23 11:35	03/22/23 19:43	1
Selenium	0.0020	J	0.0050	0.00074	mg/L		03/14/23 11:35	03/22/23 19:43	1
Silver	<0.00022		0.0010	0.00022	mg/L		03/14/23 11:35	03/22/23 19:43	1
Sodium	9.9		0.50	0.18	mg/L		03/14/23 11:35	03/22/23 19:43	1
Thallium	<0.00047		0.0010	0.00047	mg/L		03/14/23 11:35	03/22/23 19:43	1
Vanadium	0.0052		0.0010	0.00078	mg/L		03/14/23 11:35	03/22/23 19:43	1
Zinc	<0.0060		0.015	0.0060	mg/L		03/14/23 11:35	03/22/23 19:43	1

Method: SW846 EPA 7470A - Mercury (CVAA)

Analyte	Result	Qualifier	RL	MDL	Unit	D	Prepared	Analyzed	Dil Fac
Mercury	<0.00013		0.00020	0.00013	mg/L		03/08/23 14:59	03/13/23 11:09	1

General Chemistry

Analyte	Result	Qualifier	RL	MDL	Unit	D	Prepared	Analyzed	Dil Fac
Total Alkalinity as CaCO3 to pH 4.5 (SM 2320B-2011)	100		5.0	5.0	mg/L			03/06/23 18:18	1
Bicarbonate Alkalinity as CaCO3 (SM 2320B-2011)	100		5.0	5.0	mg/L			03/06/23 18:18	1
Carbonate Alkalinity as CaCO3 (SM 2320B-2011)	<5.0		5.0	5.0	mg/L			03/06/23 18:18	1
Total Dissolved Solids (SM 2540C)	250		10	10	mg/L			03/07/23 16:43	1

Method: EPA Field Sampling - Field Sampling

Analyte	Result	Qualifier	RL	MDL	Unit	D	Prepared	Analyzed	Dil Fac
pH	7.09				SU			03/01/23 11:35	1

Client Sample ID: SCH-SWC-6

Lab Sample ID: 680-231297-6

Date Collected: 03/01/23 12:45

Matrix: Water

Date Received: 03/03/23 10:20

Method: EPA 300.0 R2.1 - Anions, Ion Chromatography

Analyte	Result	Qualifier	RL	MDL	Unit	D	Prepared	Analyzed	Dil Fac
Chloride	2.6		1.0	0.71	mg/L			03/08/23 02:22	1
Fluoride	0.070	J	0.10	0.026	mg/L			03/08/23 02:22	1

Eurofins Savannah

Client Sample Results

Client: Southern Company
Project/Site: Plant Scherer Surface Water

Job ID: 680-231297-1

Client Sample ID: SCH-SWC-6

Lab Sample ID: 680-231297-6

Date Collected: 03/01/23 12:45

Matrix: Water

Date Received: 03/03/23 10:20

Method: EPA 300.0 R2.1 - Anions, Ion Chromatography (Continued)

Analyte	Result	Qualifier	RL	MDL	Unit	D	Prepared	Analyzed	Dil Fac
Sulfate	2.1		1.0	0.76	mg/L			03/08/23 02:22	1

Method: SW846 EPA 6020B - Metals (ICP/MS) - Total Recoverable

Analyte	Result	Qualifier	RL	MDL	Unit	D	Prepared	Analyzed	Dil Fac
Antimony	<0.00097		0.0020	0.00097	mg/L		03/14/23 11:35	03/22/23 19:47	1
Arsenic	<0.00028		0.0010	0.00028	mg/L		03/14/23 11:35	03/22/23 19:47	1
Barium	0.024		0.010	0.0031	mg/L		03/14/23 11:35	03/22/23 19:47	1
Beryllium	<0.00027		0.0025	0.00027	mg/L		03/14/23 11:35	03/22/23 19:47	1
Boron	<0.060		0.080	0.060	mg/L		03/14/23 11:35	04/06/23 14:39	1
Cadmium	<0.00022		0.0025	0.00022	mg/L		03/14/23 11:35	03/22/23 19:47	1
Calcium	10		0.50	0.13	mg/L		03/14/23 11:35	03/22/23 19:47	1
Chromium	<0.0015		0.0020	0.0015	mg/L		03/14/23 11:35	03/22/23 19:47	1
Cobalt	0.00091	J	0.0025	0.00026	mg/L		03/14/23 11:35	03/22/23 19:47	1
Copper	<0.0011		0.0020	0.0011	mg/L		03/14/23 11:35	03/22/23 19:47	1
Lead	<0.00038		0.0010	0.00038	mg/L		03/14/23 11:35	03/22/23 19:47	1
Magnesium	5.4		0.50	0.050	mg/L		03/14/23 11:35	03/22/23 19:47	1
Nickel	0.00052	J	0.0010	0.00052	mg/L		03/14/23 11:35	03/22/23 19:47	1
Potassium	1.1		0.50	0.16	mg/L		03/14/23 11:35	03/22/23 19:47	1
Selenium	<0.00074		0.0050	0.00074	mg/L		03/14/23 11:35	03/22/23 19:47	1
Silver	<0.00022		0.0010	0.00022	mg/L		03/14/23 11:35	03/22/23 19:47	1
Sodium	6.4		0.50	0.18	mg/L		03/14/23 11:35	03/22/23 19:47	1
Thallium	<0.00047		0.0010	0.00047	mg/L		03/14/23 11:35	03/22/23 19:47	1
Vanadium	0.0028		0.0010	0.00078	mg/L		03/14/23 11:35	03/22/23 19:47	1
Zinc	<0.0060		0.015	0.0060	mg/L		03/14/23 11:35	03/22/23 19:47	1

Method: SW846 EPA 7470A - Mercury (CVAA)

Analyte	Result	Qualifier	RL	MDL	Unit	D	Prepared	Analyzed	Dil Fac
Mercury	<0.00013		0.00020	0.00013	mg/L		03/08/23 14:59	03/13/23 11:10	1

General Chemistry

Analyte	Result	Qualifier	RL	MDL	Unit	D	Prepared	Analyzed	Dil Fac
Total Alkalinity as CaCO3 to pH 4.5 (SM 2320B-2011)	61		5.0	5.0	mg/L			03/06/23 18:24	1
Bicarbonate Alkalinity as CaCO3 (SM 2320B-2011)	61		5.0	5.0	mg/L			03/06/23 18:24	1
Carbonate Alkalinity as CaCO3 (SM 2320B-2011)	<5.0		5.0	5.0	mg/L			03/06/23 18:24	1
Total Dissolved Solids (SM 2540C)	89		10	10	mg/L			03/07/23 16:43	1

Method: EPA Field Sampling - Field Sampling

Analyte	Result	Qualifier	RL	MDL	Unit	D	Prepared	Analyzed	Dil Fac
pH	7.71				SU			03/01/23 12:45	1

Client Sample ID: SCH-SWC-7

Lab Sample ID: 680-231297-7

Date Collected: 03/01/23 12:55

Matrix: Water

Date Received: 03/03/23 10:20

Method: EPA 300.0 R2.1 - Anions, Ion Chromatography

Analyte	Result	Qualifier	RL	MDL	Unit	D	Prepared	Analyzed	Dil Fac
Chloride	7.9		1.0	0.71	mg/L			03/14/23 19:30	1
Fluoride	0.20		0.10	0.026	mg/L			03/14/23 19:30	1
Sulfate	68		1.0	0.76	mg/L			03/14/23 19:30	1

Eurofins Savannah

Client Sample Results

Client: Southern Company
Project/Site: Plant Scherer Surface Water

Job ID: 680-231297-1

Client Sample ID: SCH-SWC-7

Lab Sample ID: 680-231297-7

Date Collected: 03/01/23 12:55

Matrix: Water

Date Received: 03/03/23 10:20

Method: SW846 EPA 6020B - Metals (ICP/MS) - Total Recoverable

Analyte	Result	Qualifier	RL	MDL	Unit	D	Prepared	Analyzed	Dil Fac
Antimony	<0.00097		0.0020	0.00097	mg/L		03/14/23 11:35	03/22/23 20:13	1
Arsenic	0.00041	J	0.0010	0.00028	mg/L		03/14/23 11:35	03/22/23 20:13	1
Barium	0.051		0.010	0.0031	mg/L		03/14/23 11:35	03/22/23 20:13	1
Beryllium	<0.00027		0.0025	0.00027	mg/L		03/14/23 11:35	03/22/23 20:13	1
Boron	0.54		0.080	0.060	mg/L		03/14/23 11:35	04/06/23 14:57	1
Cadmium	<0.00022		0.0025	0.00022	mg/L		03/14/23 11:35	03/22/23 20:13	1
Calcium	23		0.50	0.13	mg/L		03/14/23 11:35	03/22/23 20:13	1
Chromium	<0.0015		0.0020	0.0015	mg/L		03/14/23 11:35	03/22/23 20:13	1
Cobalt	0.00027	J	0.0025	0.00026	mg/L		03/14/23 11:35	03/22/23 20:13	1
Copper	0.0016	J B	0.0020	0.0011	mg/L		03/14/23 11:35	03/22/23 20:13	1
Lead	<0.00038		0.0010	0.00038	mg/L		03/14/23 11:35	03/22/23 20:13	1
Magnesium	11		0.50	0.050	mg/L		03/14/23 11:35	03/22/23 20:13	1
Nickel	<0.00052		0.0010	0.00052	mg/L		03/14/23 11:35	03/22/23 20:13	1
Potassium	2.0		0.50	0.16	mg/L		03/14/23 11:35	03/22/23 20:13	1
Selenium	0.00079	J	0.0050	0.00074	mg/L		03/14/23 11:35	03/22/23 20:13	1
Silver	<0.00022		0.0010	0.00022	mg/L		03/14/23 11:35	03/22/23 20:13	1
Sodium	22		0.50	0.18	mg/L		03/14/23 11:35	03/22/23 20:13	1
Thallium	<0.00047		0.0010	0.00047	mg/L		03/14/23 11:35	03/22/23 20:13	1
Vanadium	0.0024		0.0010	0.00078	mg/L		03/14/23 11:35	03/22/23 20:13	1
Zinc	0.0075	J	0.015	0.0060	mg/L		03/14/23 11:35	03/22/23 20:13	1

Method: SW846 EPA 7470A - Mercury (CVAA)

Analyte	Result	Qualifier	RL	MDL	Unit	D	Prepared	Analyzed	Dil Fac
Mercury	<0.00013		0.00020	0.00013	mg/L		03/08/23 14:59	03/13/23 11:14	1

General Chemistry

Analyte	Result	Qualifier	RL	MDL	Unit	D	Prepared	Analyzed	Dil Fac
Total Alkalinity as CaCO3 to pH 4.5 (SM 2320B-2011)	74		5.0	5.0	mg/L			03/06/23 18:29	1
Bicarbonate Alkalinity as CaCO3 (SM 2320B-2011)	74		5.0	5.0	mg/L			03/06/23 18:29	1
Carbonate Alkalinity as CaCO3 (SM 2320B-2011)	<5.0		5.0	5.0	mg/L			03/06/23 18:29	1
Total Organic Carbon - Quad (SM 5310 C-2014)	2.6		1.0	0.51	mg/L			03/07/23 01:21	1
Chemical Oxygen Demand (MCAWW EPA 410.4)	<9.1		10	9.1	mg/L		03/08/23 12:40	03/08/23 16:07	1
Total Dissolved Solids (SM 2540C)	190		10	10	mg/L			03/07/23 16:43	1
Cyanide, Total (SM 4500CN E)	<0.0080		0.010	0.0080	mg/L		03/10/23 12:15	03/10/23 18:21	1

Method: EPA Field Sampling - Field Sampling

Analyte	Result	Qualifier	RL	MDL	Unit	D	Prepared	Analyzed	Dil Fac
pH	7.87				SU			03/01/23 12:55	1

Client Sample ID: SCH-SWC-8

Lab Sample ID: 680-231297-8

Date Collected: 03/01/23 10:05

Matrix: Water

Date Received: 03/03/23 10:20

Method: EPA 300.0 R2.1 - Anions, Ion Chromatography

Analyte	Result	Qualifier	RL	MDL	Unit	D	Prepared	Analyzed	Dil Fac
Chloride	11		1.0	0.71	mg/L			03/08/23 02:41	1
Fluoride	0.059	J	0.10	0.026	mg/L			03/08/23 02:41	1

Eurofins Savannah

Client Sample Results

Client: Southern Company
Project/Site: Plant Scherer Surface Water

Job ID: 680-231297-1

Client Sample ID: SCH-SWC-8

Lab Sample ID: 680-231297-8

Date Collected: 03/01/23 10:05

Matrix: Water

Date Received: 03/03/23 10:20

Method: EPA 300.0 R2.1 - Anions, Ion Chromatography (Continued)

Analyte	Result	Qualifier	RL	MDL	Unit	D	Prepared	Analyzed	Dil Fac
Sulfate	130		1.0	0.76	mg/L			03/08/23 02:41	1

Method: SW846 EPA 6020B - Metals (ICP/MS) - Total Recoverable

Analyte	Result	Qualifier	RL	MDL	Unit	D	Prepared	Analyzed	Dil Fac
Antimony	<0.00097		0.0020	0.00097	mg/L		03/14/23 11:35	03/22/23 20:17	1
Arsenic	<0.00028		0.0010	0.00028	mg/L		03/14/23 11:35	03/22/23 20:17	1
Barium	0.066		0.010	0.0031	mg/L		03/14/23 11:35	03/22/23 20:17	1
Beryllium	<0.00027		0.0025	0.00027	mg/L		03/14/23 11:35	03/22/23 20:17	1
Boron	0.87		0.080	0.060	mg/L		03/14/23 11:35	04/06/23 15:01	1
Cadmium	<0.00022		0.0025	0.00022	mg/L		03/14/23 11:35	03/22/23 20:17	1
Calcium	26		0.50	0.13	mg/L		03/14/23 11:35	03/22/23 20:17	1
Chromium	0.0020		0.0020	0.0015	mg/L		03/14/23 11:35	03/22/23 20:17	1
Cobalt	0.0052		0.0025	0.00026	mg/L		03/14/23 11:35	03/22/23 20:17	1
Copper	0.0016	J B	0.0020	0.0011	mg/L		03/14/23 11:35	03/22/23 20:17	1
Lead	<0.00038		0.0010	0.00038	mg/L		03/14/23 11:35	03/22/23 20:17	1
Magnesium	14		0.50	0.050	mg/L		03/14/23 11:35	03/22/23 20:17	1
Nickel	0.0010		0.0010	0.00052	mg/L		03/14/23 11:35	03/22/23 20:17	1
Potassium	1.4		0.50	0.16	mg/L		03/14/23 11:35	03/22/23 20:17	1
Selenium	<0.00074		0.0050	0.00074	mg/L		03/14/23 11:35	03/22/23 20:17	1
Silver	<0.00022		0.0010	0.00022	mg/L		03/14/23 11:35	03/22/23 20:17	1
Sodium	33		0.50	0.18	mg/L		03/14/23 11:35	03/22/23 20:17	1
Thallium	<0.00047		0.0010	0.00047	mg/L		03/14/23 11:35	03/22/23 20:17	1
Vanadium	0.0062		0.0010	0.00078	mg/L		03/14/23 11:35	03/22/23 20:17	1
Zinc	<0.0060		0.015	0.0060	mg/L		03/14/23 11:35	03/22/23 20:17	1

Method: SW846 EPA 7470A - Mercury (CVAA)

Analyte	Result	Qualifier	RL	MDL	Unit	D	Prepared	Analyzed	Dil Fac
Mercury	<0.00013		0.00020	0.00013	mg/L		03/08/23 14:59	03/13/23 11:15	1

General Chemistry

Analyte	Result	Qualifier	RL	MDL	Unit	D	Prepared	Analyzed	Dil Fac
Total Alkalinity as CaCO3 to pH 4.5 (SM 2320B-2011)	55		5.0	5.0	mg/L			03/06/23 18:34	1
Bicarbonate Alkalinity as CaCO3 (SM 2320B-2011)	55		5.0	5.0	mg/L			03/06/23 18:34	1
Carbonate Alkalinity as CaCO3 (SM 2320B-2011)	<5.0		5.0	5.0	mg/L			03/06/23 18:34	1
Total Dissolved Solids (SM 2540C)	280		10	10	mg/L			03/07/23 16:43	1

Method: EPA Field Sampling - Field Sampling

Analyte	Result	Qualifier	RL	MDL	Unit	D	Prepared	Analyzed	Dil Fac
pH	6.98				SU			03/01/23 10:05	1

QC Sample Results

Client: Southern Company
Project/Site: Plant Scherer Surface Water

Job ID: 680-231297-1

Method: EPA 300.0 R2.1 - Anions, Ion Chromatography

Lab Sample ID: MB 180-428357/36
Matrix: Water
Analysis Batch: 428357

Client Sample ID: Method Blank
Prep Type: Total/NA

Analyte	MB Result	MB Qualifier	RL	MDL	Unit	D	Prepared	Analyzed	Dil Fac
Chloride	<0.71		1.0	0.71	mg/L			03/07/23 23:55	1
Fluoride	<0.026		0.10	0.026	mg/L			03/07/23 23:55	1
Sulfate	<0.76		1.0	0.76	mg/L			03/07/23 23:55	1

Lab Sample ID: LCS 180-428357/37
Matrix: Water
Analysis Batch: 428357

Client Sample ID: Lab Control Sample
Prep Type: Total/NA

Analyte	Spike Added	LCS Result	LCS Qualifier	Unit	D	%Rec	%Rec Limits
Chloride	50.0	49.3		mg/L		99	90 - 110
Fluoride	2.50	2.62		mg/L		105	90 - 110
Sulfate	50.0	50.7		mg/L		101	90 - 110

Lab Sample ID: 680-231297-4 MS
Matrix: Water
Analysis Batch: 428357

Client Sample ID: SCH-SWC-4
Prep Type: Total/NA

Analyte	Sample Result	Sample Qualifier	Spike Added	MS Result	MS Qualifier	Unit	D	%Rec	%Rec Limits
Chloride	8.3		50.0	56.6		mg/L		97	90 - 110
Fluoride	0.060	J	2.50	2.65		mg/L		103	90 - 110
Sulfate	88		50.0	134		mg/L		92	90 - 110

Lab Sample ID: 680-231297-4 MSD
Matrix: Water
Analysis Batch: 428357

Client Sample ID: SCH-SWC-4
Prep Type: Total/NA

Analyte	Sample Result	Sample Qualifier	Spike Added	MSD Result	MSD Qualifier	Unit	D	%Rec	%Rec Limits	RPD	RPD Limit
Chloride	8.3		50.0	56.7		mg/L		97	90 - 110	0	20
Fluoride	0.060	J	2.50	2.67		mg/L		104	90 - 110	1	20
Sulfate	88		50.0	133		mg/L		91	90 - 110	0	20

Lab Sample ID: MB 180-429106/6
Matrix: Water
Analysis Batch: 429106

Client Sample ID: Method Blank
Prep Type: Total/NA

Analyte	MB Result	MB Qualifier	RL	MDL	Unit	D	Prepared	Analyzed	Dil Fac
Chloride	<0.71		1.0	0.71	mg/L			03/14/23 11:10	1
Fluoride	<0.026		0.10	0.026	mg/L			03/14/23 11:10	1
Sulfate	<0.76		1.0	0.76	mg/L			03/14/23 11:10	1

Lab Sample ID: LCS 180-429106/7
Matrix: Water
Analysis Batch: 429106

Client Sample ID: Lab Control Sample
Prep Type: Total/NA

Analyte	Spike Added	LCS Result	LCS Qualifier	Unit	D	%Rec	%Rec Limits
Chloride	50.0	48.9		mg/L		98	90 - 110
Fluoride	2.50	2.64		mg/L		106	90 - 110
Sulfate	50.0	52.1		mg/L		104	90 - 110

QC Sample Results

Client: Southern Company
Project/Site: Plant Scherer Surface Water

Job ID: 680-231297-1

Method: EPA 300.0 R2.1 - Anions, Ion Chromatography (Continued)

Lab Sample ID: 180-153116-I-1 MS

Matrix: Water

Analysis Batch: 429106

Client Sample ID: Matrix Spike

Prep Type: Total/NA

Analyte	Sample	Sample	Spike	MS	MS	Unit	D	%Rec	%Rec	
	Result	Qualifier	Added	Result	Qualifier				Limits	
Chloride	8.6		50.0	57.1		mg/L		97	90 - 110	
Fluoride	0.074	J	2.50	2.80		mg/L		109	90 - 110	
Sulfate	52		50.0	102		mg/L		101	90 - 110	

Lab Sample ID: 180-153116-I-1 MSD

Matrix: Water

Analysis Batch: 429106

Client Sample ID: Matrix Spike Duplicate

Prep Type: Total/NA

Analyte	Sample	Sample	Spike	MSD	MSD	Unit	D	%Rec	%Rec		RPD	RPD
	Result	Qualifier	Added	Result	Qualifier				Limits		Limit	
Chloride	8.6		50.0	57.0		mg/L		97	90 - 110		0	20
Fluoride	0.074	J	2.50	2.79		mg/L		109	90 - 110		0	20
Sulfate	52		50.0	102		mg/L		100	90 - 110		0	20

Method: EPA 6020B - Metals (ICP/MS)

Lab Sample ID: MB 180-428968/1-A

Matrix: Water

Analysis Batch: 431647

Client Sample ID: Method Blank

Prep Type: Total Recoverable

Prep Batch: 428968

Analyte	MB	MB	RL	MDL	Unit	D	Prepared	Analyzed	Dil Fac
	Result	Qualifier							
Antimony	<0.00097		0.0020	0.00097	mg/L		03/13/23 11:35	04/06/23 19:45	1
Arsenic	<0.00028		0.0010	0.00028	mg/L		03/13/23 11:35	04/06/23 19:45	1
Barium	<0.0031		0.010	0.0031	mg/L		03/13/23 11:35	04/06/23 19:45	1
Beryllium	<0.00027		0.0025	0.00027	mg/L		03/13/23 11:35	04/06/23 19:45	1
Cadmium	<0.00022		0.0025	0.00022	mg/L		03/13/23 11:35	04/06/23 19:45	1
Calcium	<0.13		0.50	0.13	mg/L		03/13/23 11:35	04/06/23 19:45	1
Chromium	<0.0015		0.0020	0.0015	mg/L		03/13/23 11:35	04/06/23 19:45	1
Copper	<0.0011		0.0020	0.0011	mg/L		03/13/23 11:35	04/06/23 19:45	1
Lead	<0.00038		0.0010	0.00038	mg/L		03/13/23 11:35	04/06/23 19:45	1
Magnesium	<0.050		0.50	0.050	mg/L		03/13/23 11:35	04/06/23 19:45	1
Potassium	<0.16		0.50	0.16	mg/L		03/13/23 11:35	04/06/23 19:45	1
Selenium	<0.00074		0.0050	0.00074	mg/L		03/13/23 11:35	04/06/23 19:45	1
Silver	<0.00022		0.0010	0.00022	mg/L		03/13/23 11:35	04/06/23 19:45	1
Sodium	0.242	J	0.50	0.18	mg/L		03/13/23 11:35	04/06/23 19:45	1
Vanadium	<0.00078		0.0010	0.00078	mg/L		03/13/23 11:35	04/06/23 19:45	1
Zinc	<0.0060		0.015	0.0060	mg/L		03/13/23 11:35	04/06/23 19:45	1

Lab Sample ID: MB 180-428968/1-A

Matrix: Water

Analysis Batch: 431774

Client Sample ID: Method Blank

Prep Type: Total Recoverable

Prep Batch: 428968

Analyte	MB	MB	RL	MDL	Unit	D	Prepared	Analyzed	Dil Fac
	Result	Qualifier							
Boron	<0.060		0.080	0.060	mg/L		03/13/23 11:35	04/07/23 10:46	1
Cobalt	<0.00026		0.0025	0.00026	mg/L		03/13/23 11:35	04/07/23 10:46	1
Copper	<0.0011		0.0020	0.0011	mg/L		03/13/23 11:35	04/07/23 10:46	1
Thallium	<0.00047		0.0010	0.00047	mg/L		03/13/23 11:35	04/07/23 10:46	1

Eurofins Savannah

QC Sample Results

Client: Southern Company
Project/Site: Plant Scherer Surface Water

Job ID: 680-231297-1

Method: EPA 6020B - Metals (ICP/MS) (Continued)

Lab Sample ID: LCS 180-428968/2-A
Matrix: Water
Analysis Batch: 431647

Client Sample ID: Lab Control Sample
Prep Type: Total Recoverable
Prep Batch: 428968

Analyte	Spike Added	LCS Result	LCS Qualifier	Unit	D	%Rec	%Rec	
							Limits	
Antimony	0.250	0.272		mg/L		109	80 - 120	
Arsenic	1.00	0.983		mg/L		98	80 - 120	
Barium	1.00	1.03		mg/L		103	80 - 120	
Beryllium	0.500	0.465		mg/L		93	80 - 120	
Cadmium	0.500	0.508		mg/L		102	80 - 120	
Calcium	25.0	27.4		mg/L		109	80 - 120	
Chromium	0.500	0.498		mg/L		100	80 - 120	
Copper	0.500	0.480		mg/L		96	80 - 120	
Lead	0.500	0.514		mg/L		103	80 - 120	
Magnesium	25.0	25.4		mg/L		102	80 - 120	
Potassium	25.0	27.8		mg/L		111	80 - 120	
Selenium	1.00	1.03		mg/L		103	80 - 120	
Silver	0.250	0.249		mg/L		99	80 - 120	
Sodium	25.0	27.1		mg/L		108	80 - 120	
Vanadium	0.500	0.505		mg/L		101	80 - 120	
Zinc	0.250	0.258		mg/L		103	80 - 120	

Lab Sample ID: LCS 180-428968/2-A
Matrix: Water
Analysis Batch: 431774

Client Sample ID: Lab Control Sample
Prep Type: Total Recoverable
Prep Batch: 428968

Analyte	Spike Added	LCS Result	LCS Qualifier	Unit	D	%Rec	%Rec	
							Limits	
Boron	1.25	1.31		mg/L		105	80 - 120	
Cobalt	0.500	0.496		mg/L		99	80 - 120	
Copper	0.500	0.481		mg/L		96	80 - 120	
Nickel	0.500	0.484		mg/L		97	80 - 120	
Thallium	1.00	1.08		mg/L		108	80 - 120	

Lab Sample ID: MB 180-429119/1-A
Matrix: Water
Analysis Batch: 430208

Client Sample ID: Method Blank
Prep Type: Total Recoverable
Prep Batch: 429119

Analyte	MB MB		RL	MDL	Unit	D	Prepared	Analyzed	Dil Fac
	Result	Qualifier							
Antimony	<0.00097		0.0020	0.00097	mg/L		03/14/23 11:35	03/22/23 19:36	1
Arsenic	<0.00028		0.0010	0.00028	mg/L		03/14/23 11:35	03/22/23 19:36	1
Barium	<0.0031		0.010	0.0031	mg/L		03/14/23 11:35	03/22/23 19:36	1
Beryllium	<0.00027		0.0025	0.00027	mg/L		03/14/23 11:35	03/22/23 19:36	1
Cadmium	<0.00022		0.0025	0.00022	mg/L		03/14/23 11:35	03/22/23 19:36	1
Calcium	<0.13		0.50	0.13	mg/L		03/14/23 11:35	03/22/23 19:36	1
Chromium	<0.0015		0.0020	0.0015	mg/L		03/14/23 11:35	03/22/23 19:36	1
Cobalt	<0.00026		0.0025	0.00026	mg/L		03/14/23 11:35	03/22/23 19:36	1
Copper	<0.0011		0.0020	0.0011	mg/L		03/14/23 11:35	03/22/23 19:36	1
Lead	<0.00038		0.0010	0.00038	mg/L		03/14/23 11:35	03/22/23 19:36	1
Magnesium	<0.050		0.50	0.050	mg/L		03/14/23 11:35	03/22/23 19:36	1
Nickel	<0.00052		0.0010	0.00052	mg/L		03/14/23 11:35	03/22/23 19:36	1
Potassium	<0.16		0.50	0.16	mg/L		03/14/23 11:35	03/22/23 19:36	1
Selenium	<0.00074		0.0050	0.00074	mg/L		03/14/23 11:35	03/22/23 19:36	1
Silver	<0.00022		0.0010	0.00022	mg/L		03/14/23 11:35	03/22/23 19:36	1
Sodium	<0.18		0.50	0.18	mg/L		03/14/23 11:35	03/22/23 19:36	1

Eurofins Savannah

QC Sample Results

Client: Southern Company
 Project/Site: Plant Scherer Surface Water

Job ID: 680-231297-1

Method: EPA 6020B - Metals (ICP/MS) (Continued)

Lab Sample ID: MB 180-429119/1-A
Matrix: Water
Analysis Batch: 430208

Client Sample ID: Method Blank
Prep Type: Total Recoverable
Prep Batch: 429119

Analyte	MB Result	MB Qualifier	RL	MDL	Unit	D	Prepared	Analyzed	Dil Fac
Thallium	<0.00047		0.0010	0.00047	mg/L		03/14/23 11:35	03/22/23 19:36	1
Zinc	<0.0060		0.015	0.0060	mg/L		03/14/23 11:35	03/22/23 19:36	1

Lab Sample ID: MB 180-429119/1-A
Matrix: Water
Analysis Batch: 430208

Client Sample ID: Method Blank
Prep Type: Total Recoverable
Prep Batch: 429119

Analyte	MB Result	MB Qualifier	RL	MDL	Unit	D	Prepared	Analyzed	Dil Fac
Vanadium	<0.00078		0.0010	0.00078	mg/L		03/14/23 11:35	03/22/23 22:56	1

Lab Sample ID: MB 180-429119/1-A
Matrix: Water
Analysis Batch: 431647

Client Sample ID: Method Blank
Prep Type: Total Recoverable
Prep Batch: 429119

Analyte	MB Result	MB Qualifier	RL	MDL	Unit	D	Prepared	Analyzed	Dil Fac
Boron	<0.060		0.080	0.060	mg/L		03/14/23 11:35	04/06/23 14:28	1

Lab Sample ID: LCS 180-429119/2-A
Matrix: Water
Analysis Batch: 430208

Client Sample ID: Lab Control Sample
Prep Type: Total Recoverable
Prep Batch: 429119

Analyte	Spike Added	LCS Result	LCS Qualifier	Unit	D	%Rec	%Rec Limits
Antimony	0.250	0.257		mg/L		103	80 - 120
Arsenic	1.00	0.955		mg/L		95	80 - 120
Barium	1.00	0.971		mg/L		97	80 - 120
Beryllium	0.500	0.457		mg/L		91	80 - 120
Cadmium	0.500	0.492		mg/L		98	80 - 120
Calcium	25.0	26.3		mg/L		105	80 - 120
Chromium	0.500	0.493		mg/L		99	80 - 120
Cobalt	0.500	0.475		mg/L		95	80 - 120
Copper	0.500	0.475		mg/L		95	80 - 120
Lead	0.500	0.495		mg/L		99	80 - 120
Magnesium	25.0	24.3		mg/L		97	80 - 120
Nickel	0.500	0.466		mg/L		93	80 - 120
Potassium	25.0	24.5		mg/L		98	80 - 120
Selenium	1.00	1.00		mg/L		100	80 - 120
Silver	0.250	0.236		mg/L		94	80 - 120
Sodium	25.0	25.1		mg/L		100	80 - 120
Thallium	1.00	1.04		mg/L		104	80 - 120
Vanadium	0.500	0.496		mg/L		99	80 - 120
Zinc	0.250	0.248		mg/L		99	80 - 120

Lab Sample ID: LCS 180-429119/2-A
Matrix: Water
Analysis Batch: 431647

Client Sample ID: Lab Control Sample
Prep Type: Total Recoverable
Prep Batch: 429119

Analyte	Spike Added	LCS Result	LCS Qualifier	Unit	D	%Rec	%Rec Limits
Boron	1.25	1.16		mg/L		93	80 - 120

QC Sample Results

Client: Southern Company
 Project/Site: Plant Scherer Surface Water

Job ID: 680-231297-1

Method: EPA 6020B - Metals (ICP/MS) (Continued)

Lab Sample ID: 680-231297-6 MS

Matrix: Water

Analysis Batch: 430208

Client Sample ID: SCH-SWC-6

Prep Type: Total Recoverable

Prep Batch: 429119

Analyte	Sample	Sample	Spike	MS	MS	Unit	D	%Rec	%Rec	
	Result	Qualifier	Added	Result	Qualifier				Limits	
Antimony	<0.00097		0.250	0.258		mg/L		103	75 - 125	
Arsenic	<0.00028		1.00	0.948		mg/L		95	75 - 125	
Barium	0.024		1.00	0.995		mg/L		97	75 - 125	
Beryllium	<0.00027		0.500	0.459		mg/L		92	75 - 125	
Cadmium	<0.00022		0.500	0.490		mg/L		98	75 - 125	
Calcium	10		25.0	36.0		mg/L		104	75 - 125	
Chromium	<0.0015		0.500	0.488		mg/L		98	75 - 125	
Cobalt	0.00091	J	0.500	0.472		mg/L		94	75 - 125	
Copper	<0.0011		0.500	0.470		mg/L		94	75 - 125	
Lead	<0.00038		0.500	0.485		mg/L		97	75 - 125	
Magnesium	5.4		25.0	29.4		mg/L		96	75 - 125	
Nickel	0.00052	J	0.500	0.464		mg/L		93	75 - 125	
Potassium	1.1		25.0	25.5		mg/L		98	75 - 125	
Selenium	<0.00074		1.00	0.977		mg/L		98	75 - 125	
Silver	<0.00022		0.250	0.234		mg/L		93	75 - 125	
Sodium	6.4		25.0	30.8		mg/L		98	75 - 125	
Thallium	<0.00047		1.00	1.01		mg/L		101	75 - 125	
Vanadium	0.0028		0.500	0.493		mg/L		98	75 - 125	
Zinc	<0.0060		0.250	0.241		mg/L		96	75 - 125	

Lab Sample ID: 680-231297-6 MS

Matrix: Water

Analysis Batch: 431647

Client Sample ID: SCH-SWC-6

Prep Type: Total Recoverable

Prep Batch: 429119

Analyte	Sample	Sample	Spike	MS	MS	Unit	D	%Rec	%Rec	
	Result	Qualifier	Added	Result	Qualifier				Limits	
Boron	<0.060		1.25	1.17		mg/L		94	75 - 125	

Lab Sample ID: 680-231297-6 MSD

Matrix: Water

Analysis Batch: 430208

Client Sample ID: SCH-SWC-6

Prep Type: Total Recoverable

Prep Batch: 429119

Analyte	Sample	Sample	Spike	MSD	MSD	Unit	D	%Rec	%Rec		RPD	
	Result	Qualifier	Added	Result	Qualifier				Limits	RPD	Limit	
Antimony	<0.00097		0.250	0.276		mg/L		110	75 - 125	6	20	
Arsenic	<0.00028		1.00	0.999		mg/L		100	75 - 125	5	20	
Barium	0.024		1.00	1.05		mg/L		102	75 - 125	5	20	
Beryllium	<0.00027		0.500	0.484		mg/L		97	75 - 125	5	20	
Cadmium	<0.00022		0.500	0.518		mg/L		104	75 - 125	6	20	
Calcium	10		25.0	37.5		mg/L		110	75 - 125	4	20	
Chromium	<0.0015		0.500	0.519		mg/L		104	75 - 125	6	20	
Cobalt	0.00091	J	0.500	0.500		mg/L		100	75 - 125	6	20	
Copper	<0.0011		0.500	0.500		mg/L		100	75 - 125	6	20	
Lead	<0.00038		0.500	0.518		mg/L		104	75 - 125	7	20	
Magnesium	5.4		25.0	30.8		mg/L		102	75 - 125	5	20	
Nickel	0.00052	J	0.500	0.493		mg/L		98	75 - 125	6	20	
Potassium	1.1		25.0	26.9		mg/L		103	75 - 125	6	20	
Selenium	<0.00074		1.00	1.04		mg/L		104	75 - 125	6	20	
Silver	<0.00022		0.250	0.249		mg/L		99	75 - 125	6	20	
Sodium	6.4		25.0	32.1		mg/L		103	75 - 125	4	20	
Thallium	<0.00047		1.00	1.09		mg/L		109	75 - 125	7	20	

Eurofins Savannah

QC Sample Results

Client: Southern Company
Project/Site: Plant Scherer Surface Water

Job ID: 680-231297-1

Method: EPA 6020B - Metals (ICP/MS) (Continued)

Lab Sample ID: 680-231297-6 MSD
Matrix: Water
Analysis Batch: 430208

Client Sample ID: SCH-SWC-6
Prep Type: Total Recoverable
Prep Batch: 429119

Analyte	Sample	Sample	Spike	MSD	MSD	Unit	D	%Rec	%Rec	RPD	Limit
	Result	Qualifier	Added	Result	Qualifier				Limits		
Vanadium	0.0028		0.500	0.525		mg/L		104	75 - 125	6	20
Zinc	<0.0060		0.250	0.268		mg/L		107	75 - 125	11	20

Lab Sample ID: 680-231297-6 MSD
Matrix: Water
Analysis Batch: 431647

Client Sample ID: SCH-SWC-6
Prep Type: Total Recoverable
Prep Batch: 429119

Analyte	Sample	Sample	Spike	MSD	MSD	Unit	D	%Rec	%Rec	RPD	Limit
	Result	Qualifier	Added	Result	Qualifier				Limits		
Boron	<0.060		1.25	1.34		mg/L		108	75 - 125	14	20

Method: EPA 7470A - Mercury (CVAA)

Lab Sample ID: MB 180-428563/1-A
Matrix: Water
Analysis Batch: 429008

Client Sample ID: Method Blank
Prep Type: Total/NA
Prep Batch: 428563

Analyte	MB	MB	RL	MDL	Unit	D	Prepared	Analyzed	Dil Fac
	Result	Qualifier							
Mercury	<0.00013		0.00020	0.00013	mg/L		03/08/23 14:59	03/13/23 12:30	1

Lab Sample ID: LCS 180-428563/2-A
Matrix: Water
Analysis Batch: 429008

Client Sample ID: Lab Control Sample
Prep Type: Total/NA
Prep Batch: 428563

Analyte	Spike Added	LCS Result	LCS Qualifier	Unit	D	%Rec	%Rec
							Limits
Mercury	0.00250	0.00260		mg/L		104	80 - 120

Lab Sample ID: 680-231325-D-7-B MS
Matrix: Water
Analysis Batch: 429008

Client Sample ID: Matrix Spike
Prep Type: Total/NA
Prep Batch: 428563

Analyte	Sample	Sample	Spike	MS	MS	Unit	D	%Rec	%Rec	RPD	Limit
	Result	Qualifier	Added	Result	Qualifier				Limits		
Mercury	<0.00013		0.00100	0.000990		mg/L		99	75 - 125		

Lab Sample ID: 680-231325-D-7-C MSD
Matrix: Water
Analysis Batch: 429008

Client Sample ID: Matrix Spike Duplicate
Prep Type: Total/NA
Prep Batch: 428563

Analyte	Sample	Sample	Spike	MSD	MSD	Unit	D	%Rec	%Rec	RPD	Limit
	Result	Qualifier	Added	Result	Qualifier				Limits		
Mercury	<0.00013		0.00100	0.000996		mg/L		100	75 - 125	1	20

Method: 2320B-2011 - Alkalinity, Total

Lab Sample ID: MB 180-428325/53
Matrix: Water
Analysis Batch: 428325

Client Sample ID: Method Blank
Prep Type: Total/NA

Analyte	MB	MB	RL	MDL	Unit	D	Prepared	Analyzed	Dil Fac
	Result	Qualifier							
Total Alkalinity as CaCO3 to pH 4.5	<5.0		5.0	5.0	mg/L			03/06/23 17:03	1
Bicarbonate Alkalinity as CaCO3	<5.0		5.0	5.0	mg/L			03/06/23 17:03	1
Carbonate Alkalinity as CaCO3	<5.0		5.0	5.0	mg/L			03/06/23 17:03	1

Eurofins Savannah

QC Sample Results

Client: Southern Company
 Project/Site: Plant Scherer Surface Water

Job ID: 680-231297-1

Method: 2320B-2011 - Alkalinity, Total (Continued)

Lab Sample ID: LCS 180-428325/52
Matrix: Water
Analysis Batch: 428325

Client Sample ID: Lab Control Sample
Prep Type: Total/NA

Analyte	Spike Added	LCS Result	LCS Qualifier	Unit	D	%Rec	%Rec Limits
Total Alkalinity as CaCO3 to pH 4.5	255	257		mg/L		101	90 - 110

Lab Sample ID: LLCS 180-428325/51
Matrix: Water
Analysis Batch: 428325

Client Sample ID: Lab Control Sample
Prep Type: Total/NA

Analyte	Spike Added	LLCS Result	LLCS Qualifier	Unit	D	%Rec	%Rec Limits
Total Alkalinity as CaCO3 to pH 4.5	15.3	15.2		mg/L		99	75 - 125

Lab Sample ID: 680-231297-1 DU
Matrix: Water
Analysis Batch: 428325

Client Sample ID: SCH-SWA-1
Prep Type: Total/NA

Analyte	Sample Result	Sample Qualifier	DU Result	DU Qualifier	Unit	D	RPD	RPD Limit
Total Alkalinity as CaCO3 to pH 4.5	61		60.4		mg/L		0.6	20
Bicarbonate Alkalinity as CaCO3	61		60.4		mg/L		0.6	20
Carbonate Alkalinity as CaCO3	<5.0		<5.0		mg/L		NC	20

Method: 5310 C-2014 - Total Organic Carbon/Persulfate - Ultrav

Lab Sample ID: MB 180-428406/5
Matrix: Water
Analysis Batch: 428406

Client Sample ID: Method Blank
Prep Type: Total/NA

Analyte	MB Result	MB Qualifier	RL	MDL	Unit	D	Prepared	Analyzed	Dil Fac
Total Organic Carbon - Quad	<0.51		1.0	0.51	mg/L			03/06/23 19:07	1

Lab Sample ID: LCS 180-428406/4
Matrix: Water
Analysis Batch: 428406

Client Sample ID: Lab Control Sample
Prep Type: Total/NA

Analyte	Spike Added	LCS Result	LCS Qualifier	Unit	D	%Rec	%Rec Limits
Total Organic Carbon - Quad	20.0	21.0		mg/L		105	85 - 115

Lab Sample ID: 680-231297-2 MS
Matrix: Water
Analysis Batch: 428406

Client Sample ID: SCH-SWA-2
Prep Type: Total/NA

Analyte	Sample Result	Sample Qualifier	Spike Added	MS Result	MS Qualifier	Unit	D	%Rec	%Rec Limits
Total Organic Carbon - Quad	1.7		10.0	11.9		mg/L		102	85 - 115

Lab Sample ID: 680-231297-3 DU
Matrix: Water
Analysis Batch: 428406

Client Sample ID: SCH-SWA-3
Prep Type: Total/NA

Analyte	Sample Result	Sample Qualifier	DU Result	DU Qualifier	Unit	D	RPD	RPD Limit
Total Organic Carbon - Quad	0.88	J	0.939	J	mg/L		7	15

Eurofins Savannah

QC Sample Results

Client: Southern Company
 Project/Site: Plant Scherer Surface Water

Job ID: 680-231297-1

Method: EPA 410.4 - COD

Lab Sample ID: MB 180-428539/12-A
Matrix: Water
Analysis Batch: 428581

Client Sample ID: Method Blank
Prep Type: Total/NA
Prep Batch: 428539

Analyte	MB Result	MB Qualifier	RL	MDL	Unit	D	Prepared	Analyzed	Dil Fac
Chemical Oxygen Demand	<9.1		10	9.1	mg/L		03/08/23 12:40	03/08/23 15:33	1

Lab Sample ID: MB 180-428539/36-A
Matrix: Water
Analysis Batch: 428581

Client Sample ID: Method Blank
Prep Type: Total/NA
Prep Batch: 428539

Analyte	MB Result	MB Qualifier	RL	MDL	Unit	D	Prepared	Analyzed	Dil Fac
Chemical Oxygen Demand	<9.1		10	9.1	mg/L		03/08/23 12:40	03/08/23 15:48	1

Lab Sample ID: MB 180-428539/60-A
Matrix: Water
Analysis Batch: 428581

Client Sample ID: Method Blank
Prep Type: Total/NA
Prep Batch: 428539

Analyte	MB Result	MB Qualifier	RL	MDL	Unit	D	Prepared	Analyzed	Dil Fac
Chemical Oxygen Demand	<9.1		10	9.1	mg/L		03/08/23 12:40	03/08/23 16:04	1

Lab Sample ID: LCS 180-428539/35-A
Matrix: Water
Analysis Batch: 428581

Client Sample ID: Lab Control Sample
Prep Type: Total/NA
Prep Batch: 428539

Analyte	Spike Added	LCS Result	LCS Qualifier	Unit	D	%Rec	%Rec Limits
Chemical Oxygen Demand	75.0	75.8		mg/L		101	90 - 110

Lab Sample ID: LCS 180-428539/59-A
Matrix: Water
Analysis Batch: 428581

Client Sample ID: Lab Control Sample
Prep Type: Total/NA
Prep Batch: 428539

Analyte	Spike Added	LCS Result	LCS Qualifier	Unit	D	%Rec	%Rec Limits
Chemical Oxygen Demand	75.0	71.3		mg/L		95	90 - 110

Lab Sample ID: 680-231297-1 MS
Matrix: Water
Analysis Batch: 428581

Client Sample ID: SCH-SWA-1
Prep Type: Total/NA
Prep Batch: 428539

Analyte	Sample Result	Sample Qualifier	Spike Added	MS Result	MS Qualifier	Unit	D	%Rec	%Rec Limits
Chemical Oxygen Demand	<9.1		25.0	26.6		mg/L		106	90 - 110

Lab Sample ID: 680-231297-1 MSD
Matrix: Water
Analysis Batch: 428581

Client Sample ID: SCH-SWA-1
Prep Type: Total/NA
Prep Batch: 428539

Analyte	Sample Result	Sample Qualifier	Spike Added	MSD Result	MSD Qualifier	Unit	D	%Rec	%Rec Limits	RPD	RPD Limit
Chemical Oxygen Demand	<9.1		25.0	24.6		mg/L		99	90 - 110	8	20

Lab Sample ID: 680-231297-7 MS
Matrix: Water
Analysis Batch: 428581

Client Sample ID: SCH-SWC-7
Prep Type: Total/NA
Prep Batch: 428539

Analyte	Sample Result	Sample Qualifier	Spike Added	MS Result	MS Qualifier	Unit	D	%Rec	%Rec Limits
Chemical Oxygen Demand	<9.1		25.0	22.7		mg/L		91	90 - 110

Eurofins Savannah

QC Sample Results

Client: Southern Company
 Project/Site: Plant Scherer Surface Water

Job ID: 680-231297-1

Method: EPA 410.4 - COD

Lab Sample ID: 680-231297-7 MSD
 Matrix: Water
 Analysis Batch: 428581

Client Sample ID: SCH-SWC-7
 Prep Type: Total/NA
 Prep Batch: 428539

Analyte	Sample Result	Sample Qualifier	Spike Added	MSD Result	MSD Qualifier	Unit	D	%Rec	%Rec Limits	RPD	RPD Limit
Chemical Oxygen Demand	<9.1		25.0	23.3		mg/L		93	90 - 110	3	20

Method: SM 2540C - Solids, Total Dissolved (TDS)

Lab Sample ID: MB 180-428430/1
 Matrix: Water
 Analysis Batch: 428430

Client Sample ID: Method Blank
 Prep Type: Total/NA

Analyte	MB Result	MB Qualifier	RL	MDL	Unit	D	Prepared	Analyzed	Dil Fac
Total Dissolved Solids	<10		10	10	mg/L			03/07/23 16:43	1

Lab Sample ID: LCS 180-428430/2
 Matrix: Water
 Analysis Batch: 428430

Client Sample ID: Lab Control Sample
 Prep Type: Total/NA

Analyte	Spike Added	LCS Result	LCS Qualifier	Unit	D	%Rec	%Rec Limits
Total Dissolved Solids	665	656		mg/L		99	85 - 115

Lab Sample ID: 680-231281-D-5 DU
 Matrix: Water
 Analysis Batch: 428430

Client Sample ID: Duplicate
 Prep Type: Total/NA

Analyte	Sample Result	Sample Qualifier	DU Result	DU Qualifier	Unit	D	RPD	RPD Limit
Total Dissolved Solids	<10		<10		mg/L		NC	10

Method: SM 4500CN E - Total Cyanide

Lab Sample ID: MB 180-428813/4-A
 Matrix: Water
 Analysis Batch: 428964

Client Sample ID: Method Blank
 Prep Type: Total/NA
 Prep Batch: 428813

Analyte	MB Result	MB Qualifier	RL	MDL	Unit	D	Prepared	Analyzed	Dil Fac
Cyanide, Total	<0.0080		0.010	0.0080	mg/L		03/10/23 12:07	03/10/23 15:23	1

Lab Sample ID: HLCS 180-428813/2-A
 Matrix: Water
 Analysis Batch: 428964

Client Sample ID: Lab Control Sample
 Prep Type: Total/NA
 Prep Batch: 428813

Analyte	Spike Added	HLCS Result	HLCS Qualifier	Unit	D	%Rec	%Rec Limits
Cyanide, Total	0.250	0.237		mg/L		95	90 - 110

Lab Sample ID: LCS 180-428813/3-A
 Matrix: Water
 Analysis Batch: 428964

Client Sample ID: Lab Control Sample
 Prep Type: Total/NA
 Prep Batch: 428813

Analyte	Spike Added	LCS Result	LCS Qualifier	Unit	D	%Rec	%Rec Limits
Cyanide, Total	0.200	0.191		mg/L		96	90 - 110

QC Sample Results

Client: Southern Company
Project/Site: Plant Scherer Surface Water

Job ID: 680-231297-1

Method: SM 4500CN E - Total Cyanide (Continued)

Lab Sample ID: LLCS 180-428813/1-A
Matrix: Water
Analysis Batch: 428964

Client Sample ID: Lab Control Sample
Prep Type: Total/NA
Prep Batch: 428813

Analyte	Spike Added	LLCS Result	LLCS Qualifier	Unit	D	%Rec	%Rec Limits
Cyanide, Total	0.0500	0.0476		mg/L		95	90 - 110

Lab Sample ID: 180-153008-D-1-C MS
Matrix: Water
Analysis Batch: 428964

Client Sample ID: Matrix Spike
Prep Type: Total/NA
Prep Batch: 428813

Analyte	Sample Result	Sample Qualifier	Spike Added	MS Result	MS Qualifier	Unit	D	%Rec	%Rec Limits
Cyanide, Total	<0.0080		0.200	0.205		mg/L		102	90 - 110

Lab Sample ID: 180-153008-D-1-D MSD
Matrix: Water
Analysis Batch: 428964

Client Sample ID: Matrix Spike Duplicate
Prep Type: Total/NA
Prep Batch: 428813

Analyte	Sample Result	Sample Qualifier	Spike Added	MSD Result	MSD Qualifier	Unit	D	%Rec	%Rec Limits	RPD	RPD Limit
Cyanide, Total	<0.0080		0.200	0.206		mg/L		103	90 - 110	1	20

Lab Sample ID: 180-153008-D-1-B DU
Matrix: Water
Analysis Batch: 428964

Client Sample ID: Duplicate
Prep Type: Total/NA
Prep Batch: 428813

Analyte	Sample Result	Sample Qualifier	Spike Added	DU Result	DU Qualifier	Unit	D	%Rec	%Rec Limits	RPD	RPD Limit
Cyanide, Total	<0.0080			<0.0080		mg/L				NC	20

Lab Sample ID: MB 180-428817/4-A
Matrix: Water
Analysis Batch: 428964

Client Sample ID: Method Blank
Prep Type: Total/NA
Prep Batch: 428817

Analyte	MB Result	MB Qualifier	RL	MDL	Unit	D	Prepared	Analyzed	Dil Fac
Cyanide, Total	<0.0080		0.010	0.0080	mg/L		03/10/23 12:15	03/10/23 17:12	1

Lab Sample ID: HLCS 180-428817/2-A
Matrix: Water
Analysis Batch: 428964

Client Sample ID: Lab Control Sample
Prep Type: Total/NA
Prep Batch: 428817

Analyte	Spike Added	HLCS Result	HLCS Qualifier	Unit	D	%Rec	%Rec Limits
Cyanide, Total	0.250	0.242		mg/L		97	90 - 110

Lab Sample ID: LCS 180-428817/3-A
Matrix: Water
Analysis Batch: 428964

Client Sample ID: Lab Control Sample
Prep Type: Total/NA
Prep Batch: 428817

Analyte	Spike Added	LCS Result	LCS Qualifier	Unit	D	%Rec	%Rec Limits
Cyanide, Total	0.200	0.192		mg/L		96	90 - 110

Lab Sample ID: LLCS 180-428817/1-A
Matrix: Water
Analysis Batch: 428964

Client Sample ID: Lab Control Sample
Prep Type: Total/NA
Prep Batch: 428817

Analyte	Spike Added	LLCS Result	LLCS Qualifier	Unit	D	%Rec	%Rec Limits
Cyanide, Total	0.0500	0.0479		mg/L		96	90 - 110

Eurofins Savannah

QC Sample Results

Client: Southern Company
 Project/Site: Plant Scherer Surface Water

Job ID: 680-231297-1

Method: SM 4500CN E - Total Cyanide

Lab Sample ID: 180-153008-E-1-C MS
Matrix: Water
Analysis Batch: 428964

Client Sample ID: Matrix Spike
Prep Type: Dissolved
Prep Batch: 428817

Analyte	Sample Result	Sample Qualifier	Spike Added	MS Result	MS Qualifier	Unit	D	%Rec	%Rec Limits
Cyanide, Total	<0.0080		0.200	0.207		mg/L		104	90 - 110

Lab Sample ID: 180-153008-E-1-D MSD
Matrix: Water
Analysis Batch: 428964

Client Sample ID: Matrix Spike Duplicate
Prep Type: Dissolved
Prep Batch: 428817

Analyte	Sample Result	Sample Qualifier	Spike Added	MSD Result	MSD Qualifier	Unit	D	%Rec	%Rec Limits	RPD	RPD Limit
Cyanide, Total	<0.0080		0.200	0.210		mg/L		105	90 - 110	1	20

Lab Sample ID: 180-153008-E-1-B DU
Matrix: Water
Analysis Batch: 428964

Client Sample ID: Duplicate
Prep Type: Dissolved
Prep Batch: 428817

Analyte	Sample Result	Sample Qualifier	DU Result	DU Qualifier	Unit	D	RPD	RPD Limit
Cyanide, Total	<0.0080		<0.0080		mg/L		NC	20

QC Association Summary

Client: Southern Company
Project/Site: Plant Scherer Surface Water

Job ID: 680-231297-1

HPLC/IC

Analysis Batch: 428357

Lab Sample ID	Client Sample ID	Prep Type	Matrix	Method	Prep Batch
680-231297-1	SCH-SWA-1	Total/NA	Water	EPA 300.0 R2.1	
680-231297-2	SCH-SWA-2	Total/NA	Water	EPA 300.0 R2.1	
680-231297-3	SCH-SWA-3	Total/NA	Water	EPA 300.0 R2.1	
680-231297-4	SCH-SWC-4	Total/NA	Water	EPA 300.0 R2.1	
680-231297-5	SCH-SWC-5	Total/NA	Water	EPA 300.0 R2.1	
680-231297-6	SCH-SWC-6	Total/NA	Water	EPA 300.0 R2.1	
680-231297-8	SCH-SWC-8	Total/NA	Water	EPA 300.0 R2.1	
MB 180-428357/36	Method Blank	Total/NA	Water	EPA 300.0 R2.1	
LCS 180-428357/37	Lab Control Sample	Total/NA	Water	EPA 300.0 R2.1	
680-231297-4 MS	SCH-SWC-4	Total/NA	Water	EPA 300.0 R2.1	
680-231297-4 MSD	SCH-SWC-4	Total/NA	Water	EPA 300.0 R2.1	

Analysis Batch: 429106

Lab Sample ID	Client Sample ID	Prep Type	Matrix	Method	Prep Batch
680-231297-7	SCH-SWC-7	Total/NA	Water	EPA 300.0 R2.1	
MB 180-429106/6	Method Blank	Total/NA	Water	EPA 300.0 R2.1	
LCS 180-429106/7	Lab Control Sample	Total/NA	Water	EPA 300.0 R2.1	
180-153116-I-1 MS	Matrix Spike	Total/NA	Water	EPA 300.0 R2.1	
180-153116-I-1 MSD	Matrix Spike Duplicate	Total/NA	Water	EPA 300.0 R2.1	

Metals

Prep Batch: 428563

Lab Sample ID	Client Sample ID	Prep Type	Matrix	Method	Prep Batch
680-231297-1	SCH-SWA-1	Total/NA	Water	7470A	
680-231297-2	SCH-SWA-2	Total/NA	Water	7470A	
680-231297-3	SCH-SWA-3	Total/NA	Water	7470A	
680-231297-4	SCH-SWC-4	Total/NA	Water	7470A	
680-231297-5	SCH-SWC-5	Total/NA	Water	7470A	
680-231297-6	SCH-SWC-6	Total/NA	Water	7470A	
680-231297-7	SCH-SWC-7	Total/NA	Water	7470A	
680-231297-8	SCH-SWC-8	Total/NA	Water	7470A	
MB 180-428563/1-A	Method Blank	Total/NA	Water	7470A	
LCS 180-428563/2-A	Lab Control Sample	Total/NA	Water	7470A	
680-231325-D-7-B MS	Matrix Spike	Total/NA	Water	7470A	
680-231325-D-7-C MSD	Matrix Spike Duplicate	Total/NA	Water	7470A	

Prep Batch: 428968

Lab Sample ID	Client Sample ID	Prep Type	Matrix	Method	Prep Batch
680-231297-1	SCH-SWA-1	Total Recoverable	Water	3005A	
680-231297-2	SCH-SWA-2	Total Recoverable	Water	3005A	
680-231297-3	SCH-SWA-3	Total Recoverable	Water	3005A	
680-231297-4	SCH-SWC-4	Total Recoverable	Water	3005A	
MB 180-428968/1-A	Method Blank	Total Recoverable	Water	3005A	
LCS 180-428968/2-A	Lab Control Sample	Total Recoverable	Water	3005A	

Analysis Batch: 429008

Lab Sample ID	Client Sample ID	Prep Type	Matrix	Method	Prep Batch
680-231297-1	SCH-SWA-1	Total/NA	Water	EPA 7470A	428563
680-231297-2	SCH-SWA-2	Total/NA	Water	EPA 7470A	428563
680-231297-3	SCH-SWA-3	Total/NA	Water	EPA 7470A	428563

QC Association Summary

Client: Southern Company
 Project/Site: Plant Scherer Surface Water

Job ID: 680-231297-1

Metals (Continued)

Analysis Batch: 429008 (Continued)

Lab Sample ID	Client Sample ID	Prep Type	Matrix	Method	Prep Batch
680-231297-4	SCH-SWC-4	Total/NA	Water	EPA 7470A	428563
680-231297-5	SCH-SWC-5	Total/NA	Water	EPA 7470A	428563
680-231297-6	SCH-SWC-6	Total/NA	Water	EPA 7470A	428563
680-231297-7	SCH-SWC-7	Total/NA	Water	EPA 7470A	428563
680-231297-8	SCH-SWC-8	Total/NA	Water	EPA 7470A	428563
MB 180-428563/1-A	Method Blank	Total/NA	Water	EPA 7470A	428563
LCS 180-428563/2-A	Lab Control Sample	Total/NA	Water	EPA 7470A	428563
680-231325-D-7-B MS	Matrix Spike	Total/NA	Water	EPA 7470A	428563
680-231325-D-7-C MSD	Matrix Spike Duplicate	Total/NA	Water	EPA 7470A	428563

Prep Batch: 429119

Lab Sample ID	Client Sample ID	Prep Type	Matrix	Method	Prep Batch
680-231297-5	SCH-SWC-5	Total Recoverable	Water	3005A	
680-231297-6	SCH-SWC-6	Total Recoverable	Water	3005A	
680-231297-7	SCH-SWC-7	Total Recoverable	Water	3005A	
680-231297-8	SCH-SWC-8	Total Recoverable	Water	3005A	
MB 180-429119/1-A	Method Blank	Total Recoverable	Water	3005A	
LCS 180-429119/2-A	Lab Control Sample	Total Recoverable	Water	3005A	
680-231297-6 MS	SCH-SWC-6	Total Recoverable	Water	3005A	
680-231297-6 MSD	SCH-SWC-6	Total Recoverable	Water	3005A	

Analysis Batch: 430208

Lab Sample ID	Client Sample ID	Prep Type	Matrix	Method	Prep Batch
680-231297-5	SCH-SWC-5	Total Recoverable	Water	EPA 6020B	429119
680-231297-6	SCH-SWC-6	Total Recoverable	Water	EPA 6020B	429119
680-231297-7	SCH-SWC-7	Total Recoverable	Water	EPA 6020B	429119
680-231297-8	SCH-SWC-8	Total Recoverable	Water	EPA 6020B	429119
MB 180-429119/1-A	Method Blank	Total Recoverable	Water	EPA 6020B	429119
MB 180-429119/1-A	Method Blank	Total Recoverable	Water	EPA 6020B	429119
LCS 180-429119/2-A	Lab Control Sample	Total Recoverable	Water	EPA 6020B	429119
680-231297-6 MS	SCH-SWC-6	Total Recoverable	Water	EPA 6020B	429119
680-231297-6 MSD	SCH-SWC-6	Total Recoverable	Water	EPA 6020B	429119

Analysis Batch: 431647

Lab Sample ID	Client Sample ID	Prep Type	Matrix	Method	Prep Batch
680-231297-1	SCH-SWA-1	Total Recoverable	Water	EPA 6020B	428968
680-231297-2	SCH-SWA-2	Total Recoverable	Water	EPA 6020B	428968
680-231297-3	SCH-SWA-3	Total Recoverable	Water	EPA 6020B	428968
680-231297-4	SCH-SWC-4	Total Recoverable	Water	EPA 6020B	428968
680-231297-5	SCH-SWC-5	Total Recoverable	Water	EPA 6020B	429119
680-231297-6	SCH-SWC-6	Total Recoverable	Water	EPA 6020B	429119
680-231297-7	SCH-SWC-7	Total Recoverable	Water	EPA 6020B	429119
680-231297-8	SCH-SWC-8	Total Recoverable	Water	EPA 6020B	429119
MB 180-428968/1-A	Method Blank	Total Recoverable	Water	EPA 6020B	428968
MB 180-429119/1-A	Method Blank	Total Recoverable	Water	EPA 6020B	429119
LCS 180-428968/2-A	Lab Control Sample	Total Recoverable	Water	EPA 6020B	428968
LCS 180-429119/2-A	Lab Control Sample	Total Recoverable	Water	EPA 6020B	429119
680-231297-6 MS	SCH-SWC-6	Total Recoverable	Water	EPA 6020B	429119
680-231297-6 MSD	SCH-SWC-6	Total Recoverable	Water	EPA 6020B	429119

QC Association Summary

Client: Southern Company
 Project/Site: Plant Scherer Surface Water

Job ID: 680-231297-1

Metals

Analysis Batch: 431774

Lab Sample ID	Client Sample ID	Prep Type	Matrix	Method	Prep Batch
680-231297-1	SCH-SWA-1	Total Recoverable	Water	EPA 6020B	428968
680-231297-2	SCH-SWA-2	Total Recoverable	Water	EPA 6020B	428968
680-231297-3	SCH-SWA-3	Total Recoverable	Water	EPA 6020B	428968
680-231297-4	SCH-SWC-4	Total Recoverable	Water	EPA 6020B	428968
MB 180-428968/1-A	Method Blank	Total Recoverable	Water	EPA 6020B	428968
LCS 180-428968/2-A	Lab Control Sample	Total Recoverable	Water	EPA 6020B	428968

General Chemistry

Analysis Batch: 428325

Lab Sample ID	Client Sample ID	Prep Type	Matrix	Method	Prep Batch
680-231297-1	SCH-SWA-1	Total/NA	Water	2320B-2011	
680-231297-2	SCH-SWA-2	Total/NA	Water	2320B-2011	
680-231297-3	SCH-SWA-3	Total/NA	Water	2320B-2011	
680-231297-4	SCH-SWC-4	Total/NA	Water	2320B-2011	
680-231297-5	SCH-SWC-5	Total/NA	Water	2320B-2011	
680-231297-6	SCH-SWC-6	Total/NA	Water	2320B-2011	
680-231297-7	SCH-SWC-7	Total/NA	Water	2320B-2011	
680-231297-8	SCH-SWC-8	Total/NA	Water	2320B-2011	
MB 180-428325/53	Method Blank	Total/NA	Water	2320B-2011	
LCS 180-428325/52	Lab Control Sample	Total/NA	Water	2320B-2011	
LLCS 180-428325/51	Lab Control Sample	Total/NA	Water	2320B-2011	
680-231297-1 DU	SCH-SWA-1	Total/NA	Water	2320B-2011	

Analysis Batch: 428406

Lab Sample ID	Client Sample ID	Prep Type	Matrix	Method	Prep Batch
680-231297-1	SCH-SWA-1	Total/NA	Water	5310 C-2014	
680-231297-2	SCH-SWA-2	Total/NA	Water	5310 C-2014	
680-231297-3	SCH-SWA-3	Total/NA	Water	5310 C-2014	
680-231297-7	SCH-SWC-7	Total/NA	Water	5310 C-2014	
MB 180-428406/5	Method Blank	Total/NA	Water	5310 C-2014	
LCS 180-428406/4	Lab Control Sample	Total/NA	Water	5310 C-2014	
680-231297-2 MS	SCH-SWA-2	Total/NA	Water	5310 C-2014	
680-231297-3 DU	SCH-SWA-3	Total/NA	Water	5310 C-2014	

Analysis Batch: 428430

Lab Sample ID	Client Sample ID	Prep Type	Matrix	Method	Prep Batch
680-231297-1	SCH-SWA-1	Total/NA	Water	SM 2540C	
680-231297-2	SCH-SWA-2	Total/NA	Water	SM 2540C	
680-231297-3	SCH-SWA-3	Total/NA	Water	SM 2540C	
680-231297-4	SCH-SWC-4	Total/NA	Water	SM 2540C	
680-231297-5	SCH-SWC-5	Total/NA	Water	SM 2540C	
680-231297-6	SCH-SWC-6	Total/NA	Water	SM 2540C	
680-231297-7	SCH-SWC-7	Total/NA	Water	SM 2540C	
680-231297-8	SCH-SWC-8	Total/NA	Water	SM 2540C	
MB 180-428430/1	Method Blank	Total/NA	Water	SM 2540C	
LCS 180-428430/2	Lab Control Sample	Total/NA	Water	SM 2540C	
680-231281-D-5 DU	Duplicate	Total/NA	Water	SM 2540C	

QC Association Summary

Client: Southern Company
 Project/Site: Plant Scherer Surface Water

Job ID: 680-231297-1

General Chemistry

Prep Batch: 428539

Lab Sample ID	Client Sample ID	Prep Type	Matrix	Method	Prep Batch
680-231297-1	SCH-SWA-1	Total/NA	Water	410.4	
680-231297-2	SCH-SWA-2	Total/NA	Water	410.4	
680-231297-3	SCH-SWA-3	Total/NA	Water	410.4	
680-231297-7	SCH-SWC-7	Total/NA	Water	410.4	
MB 180-428539/12-A	Method Blank	Total/NA	Water	410.4	
MB 180-428539/36-A	Method Blank	Total/NA	Water	410.4	
MB 180-428539/60-A	Method Blank	Total/NA	Water	410.4	
LCS 180-428539/35-A	Lab Control Sample	Total/NA	Water	410.4	
LCS 180-428539/59-A	Lab Control Sample	Total/NA	Water	410.4	
680-231297-1 MS	SCH-SWA-1	Total/NA	Water	410.4	
680-231297-1 MSD	SCH-SWA-1	Total/NA	Water	410.4	
680-231297-7 MS	SCH-SWC-7	Total/NA	Water	410.4	
680-231297-7 MSD	SCH-SWC-7	Total/NA	Water	410.4	

Analysis Batch: 428581

Lab Sample ID	Client Sample ID	Prep Type	Matrix	Method	Prep Batch
680-231297-1	SCH-SWA-1	Total/NA	Water	EPA 410.4	428539
680-231297-2	SCH-SWA-2	Total/NA	Water	EPA 410.4	428539
680-231297-3	SCH-SWA-3	Total/NA	Water	EPA 410.4	428539
680-231297-7	SCH-SWC-7	Total/NA	Water	EPA 410.4	428539
MB 180-428539/12-A	Method Blank	Total/NA	Water	EPA 410.4	428539
MB 180-428539/36-A	Method Blank	Total/NA	Water	EPA 410.4	428539
MB 180-428539/60-A	Method Blank	Total/NA	Water	EPA 410.4	428539
LCS 180-428539/35-A	Lab Control Sample	Total/NA	Water	EPA 410.4	428539
LCS 180-428539/59-A	Lab Control Sample	Total/NA	Water	EPA 410.4	428539
680-231297-1 MS	SCH-SWA-1	Total/NA	Water	EPA 410.4	428539
680-231297-1 MSD	SCH-SWA-1	Total/NA	Water	EPA 410.4	428539
680-231297-7 MS	SCH-SWC-7	Total/NA	Water	EPA 410.4	428539
680-231297-7 MSD	SCH-SWC-7	Total/NA	Water	EPA 410.4	428539

Prep Batch: 428813

Lab Sample ID	Client Sample ID	Prep Type	Matrix	Method	Prep Batch
680-231297-1	SCH-SWA-1	Total/NA	Water	SM 4500 CN C	
680-231297-2	SCH-SWA-2	Total/NA	Water	SM 4500 CN C	
MB 180-428813/4-A	Method Blank	Total/NA	Water	SM 4500 CN C	
HLCS 180-428813/2-A	Lab Control Sample	Total/NA	Water	SM 4500 CN C	
LCS 180-428813/3-A	Lab Control Sample	Total/NA	Water	SM 4500 CN C	
LLCS 180-428813/1-A	Lab Control Sample	Total/NA	Water	SM 4500 CN C	
180-153008-D-1-C MS	Matrix Spike	Total/NA	Water	SM 4500 CN C	
180-153008-D-1-D MSD	Matrix Spike Duplicate	Total/NA	Water	SM 4500 CN C	
180-153008-D-1-B DU	Duplicate	Total/NA	Water	SM 4500 CN C	

Prep Batch: 428817

Lab Sample ID	Client Sample ID	Prep Type	Matrix	Method	Prep Batch
680-231297-3	SCH-SWA-3	Total/NA	Water	SM 4500 CN C	
680-231297-7	SCH-SWC-7	Total/NA	Water	SM 4500 CN C	
MB 180-428817/4-A	Method Blank	Total/NA	Water	SM 4500 CN C	
HLCS 180-428817/2-A	Lab Control Sample	Total/NA	Water	SM 4500 CN C	
LCS 180-428817/3-A	Lab Control Sample	Total/NA	Water	SM 4500 CN C	
LLCS 180-428817/1-A	Lab Control Sample	Total/NA	Water	SM 4500 CN C	
180-153008-E-1-C MS	Matrix Spike	Dissolved	Water	SM 4500 CN C	

QC Association Summary

Client: Southern Company
 Project/Site: Plant Scherer Surface Water

Job ID: 680-231297-1

General Chemistry (Continued)

Prep Batch: 428817 (Continued)

Lab Sample ID	Client Sample ID	Prep Type	Matrix	Method	Prep Batch
180-153008-E-1-D MSD	Matrix Spike Duplicate	Dissolved	Water	SM 4500 CN C	
180-153008-E-1-B DU	Duplicate	Dissolved	Water	SM 4500 CN C	

Analysis Batch: 428964

Lab Sample ID	Client Sample ID	Prep Type	Matrix	Method	Prep Batch
680-231297-1	SCH-SWA-1	Total/NA	Water	SM 4500CN E	428813
680-231297-2	SCH-SWA-2	Total/NA	Water	SM 4500CN E	428813
680-231297-3	SCH-SWA-3	Total/NA	Water	SM 4500CN E	428817
680-231297-7	SCH-SWC-7	Total/NA	Water	SM 4500CN E	428817
MB 180-428813/4-A	Method Blank	Total/NA	Water	SM 4500CN E	428813
MB 180-428817/4-A	Method Blank	Total/NA	Water	SM 4500CN E	428817
HLCS 180-428813/2-A	Lab Control Sample	Total/NA	Water	SM 4500CN E	428813
HLCS 180-428817/2-A	Lab Control Sample	Total/NA	Water	SM 4500CN E	428817
LCS 180-428813/3-A	Lab Control Sample	Total/NA	Water	SM 4500CN E	428813
LCS 180-428817/3-A	Lab Control Sample	Total/NA	Water	SM 4500CN E	428817
LLCS 180-428813/1-A	Lab Control Sample	Total/NA	Water	SM 4500CN E	428813
LLCS 180-428817/1-A	Lab Control Sample	Total/NA	Water	SM 4500CN E	428817
180-153008-D-1-C MS	Matrix Spike	Total/NA	Water	SM 4500CN E	428813
180-153008-D-1-D MSD	Matrix Spike Duplicate	Total/NA	Water	SM 4500CN E	428813
180-153008-E-1-C MS	Matrix Spike	Dissolved	Water	SM 4500CN E	428817
180-153008-E-1-D MSD	Matrix Spike Duplicate	Dissolved	Water	SM 4500CN E	428817
180-153008-D-1-B DU	Duplicate	Total/NA	Water	SM 4500CN E	428813
180-153008-E-1-B DU	Duplicate	Dissolved	Water	SM 4500CN E	428817

Field Service / Mobile Lab

Analysis Batch: 428294

Lab Sample ID	Client Sample ID	Prep Type	Matrix	Method	Prep Batch
680-231297-1	SCH-SWA-1	Total/NA	Water	Field Sampling	
680-231297-2	SCH-SWA-2	Total/NA	Water	Field Sampling	
680-231297-3	SCH-SWA-3	Total/NA	Water	Field Sampling	
680-231297-4	SCH-SWC-4	Total/NA	Water	Field Sampling	
680-231297-5	SCH-SWC-5	Total/NA	Water	Field Sampling	
680-231297-6	SCH-SWC-6	Total/NA	Water	Field Sampling	
680-231297-7	SCH-SWC-7	Total/NA	Water	Field Sampling	
680-231297-8	SCH-SWC-8	Total/NA	Water	Field Sampling	

Lab Chronicle

Client: Southern Company
Project/Site: Plant Scherer Surface Water

Job ID: 680-231297-1

Client Sample ID: SCH-SWA-1

Lab Sample ID: 680-231297-1

Date Collected: 03/01/23 09:05

Matrix: Water

Date Received: 03/03/23 10:20

Prep Type	Batch Type	Batch Method	Run	Dil Factor	Initial Amount	Final Amount	Batch Number	Prepared or Analyzed	Analyst	Lab
Total/NA	Analysis	EPA 300.0 R2.1		1	1 mL	1 mL	428357	03/08/23 03:18	M1D	EET PIT
Instrument ID: INTEGRION										
Total Recoverable	Prep	3005A			25 mL	25 mL	428968	03/13/23 11:35	HCY	EET PIT
Total Recoverable	Analysis	EPA 6020B		1			431647	04/06/23 19:52	RSK	EET PIT
Instrument ID: A										
Total Recoverable	Prep	3005A			25 mL	25 mL	428968	03/13/23 11:35	HCY	EET PIT
Total Recoverable	Analysis	EPA 6020B		1			431774	04/07/23 10:53	RSK	EET PIT
Instrument ID: A										
Total/NA	Prep	7470A			25 mL	25 mL	428563	03/08/23 14:59	RSR	EET PIT
Total/NA	Analysis	EPA 7470A		1			429008	03/13/23 11:05	RJR	EET PIT
Instrument ID: HGZ										
Total/NA	Analysis	2320B-2011		1			428325	03/06/23 17:53	MAM	EET PIT
Instrument ID: PCTITRATOR										
Total/NA	Analysis	5310 C-2014		1	40 mL	40 mL	428406	03/06/23 22:27	LWM	EET PIT
Instrument ID: TOC1030										
Total/NA	Prep	410.4			1 mL	1 mL	428539	03/08/23 12:40	ELS	EET PIT
Total/NA	Analysis	EPA 410.4		1	1 mL	1 mL	428581	03/08/23 15:59	ELS	EET PIT
Instrument ID: GENESYS10S										
Total/NA	Analysis	SM 2540C		1	100 mL	100 mL	428430	03/07/23 16:43	LWM	EET PIT
Instrument ID: NOEQUIP										
Total/NA	Prep	SM 4500 CN C			10 mL	10 mL	428813	03/10/23 12:07	CMR	EET PIT
Total/NA	Analysis	SM 4500CN E		1			428964	03/10/23 16:48	CMR	EET PIT
Instrument ID: JAWS										
Total/NA	Analysis	Field Sampling		1			428294	03/01/23 09:05	FDS	EET PIT
Instrument ID: NOEQUIP										

Client Sample ID: SCH-SWA-2

Lab Sample ID: 680-231297-2

Date Collected: 03/01/23 10:40

Matrix: Water

Date Received: 03/03/23 10:20

Prep Type	Batch Type	Batch Method	Run	Dil Factor	Initial Amount	Final Amount	Batch Number	Prepared or Analyzed	Analyst	Lab
Total/NA	Analysis	EPA 300.0 R2.1		1	1 mL	1 mL	428357	03/08/23 03:36	M1D	EET PIT
Instrument ID: INTEGRION										
Total Recoverable	Prep	3005A			25 mL	25 mL	428968	03/13/23 11:35	HCY	EET PIT
Total Recoverable	Analysis	EPA 6020B		1			431647	04/06/23 19:56	RSK	EET PIT
Instrument ID: A										
Total Recoverable	Prep	3005A			25 mL	25 mL	428968	03/13/23 11:35	HCY	EET PIT
Total Recoverable	Analysis	EPA 6020B		1			431774	04/07/23 11:19	RSK	EET PIT
Instrument ID: A										
Total/NA	Prep	7470A			25 mL	25 mL	428563	03/08/23 14:59	RSR	EET PIT
Total/NA	Analysis	EPA 7470A		1			429008	03/13/23 11:06	RJR	EET PIT
Instrument ID: HGZ										
Total/NA	Analysis	2320B-2011		1			428325	03/06/23 18:03	MAM	EET PIT
Instrument ID: PCTITRATOR										

Eurofins Savannah

Lab Chronicle

Client: Southern Company
Project/Site: Plant Scherer Surface Water

Job ID: 680-231297-1

Client Sample ID: SCH-SWA-2

Lab Sample ID: 680-231297-2

Date Collected: 03/01/23 10:40

Matrix: Water

Date Received: 03/03/23 10:20

Prep Type	Batch Type	Batch Method	Run	Dil Factor	Initial Amount	Final Amount	Batch Number	Prepared or Analyzed	Analyst	Lab
Total/NA	Analysis	5310 C-2014		1	40 mL	40 mL	428406	03/06/23 23:44	LWM	EET PIT
Total/NA	Prep	410.4			1 mL	1 mL	428539	03/08/23 12:40	ELS	EET PIT
Total/NA	Analysis	EPA 410.4		1	1 mL	1 mL	428581	03/08/23 16:05	ELS	EET PIT
		Instrument ID: GENESYS10S								
Total/NA	Analysis	SM 2540C		1	100 mL	100 mL	428430	03/07/23 16:43	LWM	EET PIT
		Instrument ID: NOEQUIP								
Total/NA	Prep	SM 4500 CN C			10 mL	10 mL	428813	03/10/23 12:07	CMR	EET PIT
Total/NA	Analysis	SM 4500CN E		1			428964	03/10/23 17:00	CMR	EET PIT
		Instrument ID: JAWS								
Total/NA	Analysis	Field Sampling		1			428294	03/01/23 10:40	FDS	EET PIT
		Instrument ID: NOEQUIP								

Client Sample ID: SCH-SWA-3

Lab Sample ID: 680-231297-3

Date Collected: 03/01/23 09:40

Matrix: Water

Date Received: 03/03/23 10:20

Prep Type	Batch Type	Batch Method	Run	Dil Factor	Initial Amount	Final Amount	Batch Number	Prepared or Analyzed	Analyst	Lab
Total/NA	Analysis	EPA 300.0 R2.1		1	1 mL	1 mL	428357	03/08/23 02:59	M1D	EET PIT
		Instrument ID: INTEGRION								
Total Recoverable	Prep	3005A			25 mL	25 mL	428968	03/13/23 11:35	HCY	EET PIT
Total Recoverable	Analysis	EPA 6020B		1			431647	04/06/23 19:59	RSK	EET PIT
		Instrument ID: A								
Total Recoverable	Prep	3005A			25 mL	25 mL	428968	03/13/23 11:35	HCY	EET PIT
Total Recoverable	Analysis	EPA 6020B		1			431774	04/07/23 11:22	RSK	EET PIT
		Instrument ID: A								
Total/NA	Prep	7470A			25 mL	25 mL	428563	03/08/23 14:59	RSR	EET PIT
Total/NA	Analysis	EPA 7470A		1			429008	03/13/23 11:07	RJR	EET PIT
		Instrument ID: HGZ								
Total/NA	Analysis	2320B-2011		1			428325	03/06/23 18:08	MAM	EET PIT
		Instrument ID: PCTITRATOR								
Total/NA	Analysis	5310 C-2014		1	40 mL	40 mL	428406	03/07/23 00:32	LWM	EET PIT
		Instrument ID: TOC1030								
Total/NA	Prep	410.4			1 mL	1 mL	428539	03/08/23 12:40	ELS	EET PIT
Total/NA	Analysis	EPA 410.4		1	1 mL	1 mL	428581	03/08/23 16:06	ELS	EET PIT
		Instrument ID: GENESYS10S								
Total/NA	Analysis	SM 2540C		1	100 mL	100 mL	428430	03/07/23 16:43	LWM	EET PIT
		Instrument ID: NOEQUIP								
Total/NA	Prep	SM 4500 CN C			10 mL	10 mL	428817	03/10/23 12:15	CMR	EET PIT
Total/NA	Analysis	SM 4500CN E		1			428964	03/10/23 18:18	CMR	EET PIT
		Instrument ID: JAWS								
Total/NA	Analysis	Field Sampling		1			428294	03/01/23 09:40	FDS	EET PIT
		Instrument ID: NOEQUIP								

Lab Chronicle

Client: Southern Company
 Project/Site: Plant Scherer Surface Water

Job ID: 680-231297-1

Client Sample ID: SCH-SWC-4

Lab Sample ID: 680-231297-4

Date Collected: 03/01/23 11:10

Matrix: Water

Date Received: 03/03/23 10:20

Prep Type	Batch Type	Batch Method	Run	Dil Factor	Initial Amount	Final Amount	Batch Number	Prepared or Analyzed	Analyst	Lab
Total/NA	Analysis	EPA 300.0 R2.1		1	1 mL	1 mL	428357	03/08/23 00:32	M1D	EET PIT
Instrument ID: INTEGRION										
Total Recoverable	Prep	3005A			25 mL	25 mL	428968	03/13/23 11:35	HCY	EET PIT
Total Recoverable	Analysis	EPA 6020B		1			431647	04/06/23 20:11	RSK	EET PIT
Instrument ID: A										
Total Recoverable	Prep	3005A			25 mL	25 mL	428968	03/13/23 11:35	HCY	EET PIT
Total Recoverable	Analysis	EPA 6020B		1			431774	04/07/23 11:26	RSK	EET PIT
Instrument ID: A										
Total/NA	Prep	7470A			25 mL	25 mL	428563	03/08/23 14:59	RSR	EET PIT
Total/NA	Analysis	EPA 7470A		1			429008	03/13/23 11:08	RJR	EET PIT
Instrument ID: HGZ										
Total/NA	Analysis	2320B-2011		1			428325	03/06/23 18:13	MAM	EET PIT
Instrument ID: PCTITRATOR										
Total/NA	Analysis	SM 2540C		1	100 mL	100 mL	428430	03/07/23 16:43	LWM	EET PIT
Instrument ID: NOEQUIP										
Total/NA	Analysis	Field Sampling		1			428294	03/01/23 11:10	FDS	EET PIT
Instrument ID: NOEQUIP										

Client Sample ID: SCH-SWC-5

Lab Sample ID: 680-231297-5

Date Collected: 03/01/23 11:35

Matrix: Water

Date Received: 03/03/23 10:20

Prep Type	Batch Type	Batch Method	Run	Dil Factor	Initial Amount	Final Amount	Batch Number	Prepared or Analyzed	Analyst	Lab
Total/NA	Analysis	EPA 300.0 R2.1		1	1 mL	1 mL	428357	03/08/23 02:04	M1D	EET PIT
Instrument ID: INTEGRION										
Total Recoverable	Prep	3005A			25 mL	25 mL	429119	03/14/23 11:35	HCY	EET PIT
Total Recoverable	Analysis	EPA 6020B		1			430208	03/22/23 19:43	RSK	EET PIT
Instrument ID: A										
Total Recoverable	Prep	3005A			25 mL	25 mL	429119	03/14/23 11:35	HCY	EET PIT
Total Recoverable	Analysis	EPA 6020B		1			431647	04/06/23 14:35	RSK	EET PIT
Instrument ID: A										
Total/NA	Prep	7470A			25 mL	25 mL	428563	03/08/23 14:59	RSR	EET PIT
Total/NA	Analysis	EPA 7470A		1			429008	03/13/23 11:09	RJR	EET PIT
Instrument ID: HGZ										
Total/NA	Analysis	2320B-2011		1			428325	03/06/23 18:18	MAM	EET PIT
Instrument ID: PCTITRATOR										
Total/NA	Analysis	SM 2540C		1	100 mL	100 mL	428430	03/07/23 16:43	LWM	EET PIT
Instrument ID: NOEQUIP										
Total/NA	Analysis	Field Sampling		1			428294	03/01/23 11:35	FDS	EET PIT
Instrument ID: NOEQUIP										

Lab Chronicle

Client: Southern Company
 Project/Site: Plant Scherer Surface Water

Job ID: 680-231297-1

Client Sample ID: SCH-SWC-6

Lab Sample ID: 680-231297-6

Date Collected: 03/01/23 12:45

Matrix: Water

Date Received: 03/03/23 10:20

Prep Type	Batch Type	Batch Method	Run	Dil Factor	Initial Amount	Final Amount	Batch Number	Prepared or Analyzed	Analyst	Lab
Total/NA	Analysis	EPA 300.0 R2.1		1	1 mL	1 mL	428357	03/08/23 02:22	M1D	EET PIT
Instrument ID: INTEGRION										
Total Recoverable	Prep	3005A			25 mL	25 mL	429119	03/14/23 11:35	HCY	EET PIT
Total Recoverable	Analysis	EPA 6020B		1			430208	03/22/23 19:47	RSK	EET PIT
Instrument ID: A										
Total Recoverable	Prep	3005A			25 mL	25 mL	429119	03/14/23 11:35	HCY	EET PIT
Total Recoverable	Analysis	EPA 6020B		1			431647	04/06/23 14:39	RSK	EET PIT
Instrument ID: A										
Total/NA	Prep	7470A			25 mL	25 mL	428563	03/08/23 14:59	RSR	EET PIT
Total/NA	Analysis	EPA 7470A		1			429008	03/13/23 11:10	RJR	EET PIT
Instrument ID: HGZ										
Total/NA	Analysis	2320B-2011		1			428325	03/06/23 18:24	MAM	EET PIT
Instrument ID: PCTITRATOR										
Total/NA	Analysis	SM 2540C		1	100 mL	100 mL	428430	03/07/23 16:43	LWM	EET PIT
Instrument ID: NOEQUIP										
Total/NA	Analysis	Field Sampling		1			428294	03/01/23 12:45	FDS	EET PIT
Instrument ID: NOEQUIP										

Client Sample ID: SCH-SWC-7

Lab Sample ID: 680-231297-7

Date Collected: 03/01/23 12:55

Matrix: Water

Date Received: 03/03/23 10:20

Prep Type	Batch Type	Batch Method	Run	Dil Factor	Initial Amount	Final Amount	Batch Number	Prepared or Analyzed	Analyst	Lab
Total/NA	Analysis	EPA 300.0 R2.1		1	1 mL	1 mL	429106	03/14/23 19:30	M1D	EET PIT
Instrument ID: INTEGRION										
Total Recoverable	Prep	3005A			25 mL	25 mL	429119	03/14/23 11:35	HCY	EET PIT
Total Recoverable	Analysis	EPA 6020B		1			430208	03/22/23 20:13	RSK	EET PIT
Instrument ID: A										
Total Recoverable	Prep	3005A			25 mL	25 mL	429119	03/14/23 11:35	HCY	EET PIT
Total Recoverable	Analysis	EPA 6020B		1			431647	04/06/23 14:57	RSK	EET PIT
Instrument ID: A										
Total/NA	Prep	7470A			25 mL	25 mL	428563	03/08/23 14:59	RSR	EET PIT
Total/NA	Analysis	EPA 7470A		1			429008	03/13/23 11:14	RJR	EET PIT
Instrument ID: HGZ										
Total/NA	Analysis	2320B-2011		1			428325	03/06/23 18:29	MAM	EET PIT
Instrument ID: PCTITRATOR										
Total/NA	Analysis	5310 C-2014		1	40 mL	40 mL	428406	03/07/23 01:21	LWM	EET PIT
Instrument ID: TOC1030										
Total/NA	Prep	410.4			1 mL	1 mL	428539	03/08/23 12:40	ELS	EET PIT
Total/NA	Analysis	EPA 410.4		1	1 mL	1 mL	428581	03/08/23 16:07	ELS	EET PIT
Instrument ID: GENESYS10S										
Total/NA	Analysis	SM 2540C		1	100 mL	100 mL	428430	03/07/23 16:43	LWM	EET PIT
Instrument ID: NOEQUIP										

Lab Chronicle

Client: Southern Company
Project/Site: Plant Scherer Surface Water

Job ID: 680-231297-1

Client Sample ID: SCH-SWC-7

Lab Sample ID: 680-231297-7

Date Collected: 03/01/23 12:55

Matrix: Water

Date Received: 03/03/23 10:20

Prep Type	Batch Type	Batch Method	Run	Dil Factor	Initial Amount	Final Amount	Batch Number	Prepared or Analyzed	Analyst	Lab
Total/NA	Prep	SM 4500 CN C			10 mL	10 mL	428817	03/10/23 12:15	CMR	EET PIT
Total/NA	Analysis	SM 4500CN E		1			428964	03/10/23 18:21	CMR	EET PIT
Instrument ID: JAWS										
Total/NA	Analysis	Field Sampling		1			428294	03/01/23 12:55	FDS	EET PIT
Instrument ID: NOEQUIP										

Client Sample ID: SCH-SWC-8

Lab Sample ID: 680-231297-8

Date Collected: 03/01/23 10:05

Matrix: Water

Date Received: 03/03/23 10:20

Prep Type	Batch Type	Batch Method	Run	Dil Factor	Initial Amount	Final Amount	Batch Number	Prepared or Analyzed	Analyst	Lab
Total/NA	Analysis	EPA 300.0 R2.1		1	1 mL	1 mL	428357	03/08/23 02:41	M1D	EET PIT
Instrument ID: INTEGRION										
Total Recoverable	Prep	3005A			25 mL	25 mL	429119	03/14/23 11:35	HCY	EET PIT
Total Recoverable	Analysis	EPA 6020B		1			430208	03/22/23 20:17	RSK	EET PIT
Instrument ID: A										
Total Recoverable	Prep	3005A			25 mL	25 mL	429119	03/14/23 11:35	HCY	EET PIT
Total Recoverable	Analysis	EPA 6020B		1			431647	04/06/23 15:01	RSK	EET PIT
Instrument ID: A										
Total/NA	Prep	7470A			25 mL	25 mL	428563	03/08/23 14:59	RSR	EET PIT
Total/NA	Analysis	EPA 7470A		1			429008	03/13/23 11:15	RJR	EET PIT
Instrument ID: HGZ										
Total/NA	Analysis	2320B-2011		1			428325	03/06/23 18:34	MAM	EET PIT
Instrument ID: PCTITRATOR										
Total/NA	Analysis	SM 2540C		1	100 mL	100 mL	428430	03/07/23 16:43	LWM	EET PIT
Instrument ID: NOEQUIP										
Total/NA	Analysis	Field Sampling		1			428294	03/01/23 10:05	FDS	EET PIT
Instrument ID: NOEQUIP										

Laboratory References:

EET PIT = Eurofins Pittsburgh, 301 Alpha Drive, RIDC Park, Pittsburgh, PA 15238, TEL (412)963-7058

Accreditation/Certification Summary

Client: Southern Company
 Project/Site: Plant Scherer Surface Water

Job ID: 680-231297-1

Laboratory: Eurofins Pittsburgh

All accreditations/certifications held by this laboratory are listed. Not all accreditations/certifications are applicable to this report.

Authority	Program	Identification Number	Expiration Date
Arkansas DEQ	State	19-033-0	06-27-23
California	State	2891	04-30-23
Connecticut	State	PH-0688	09-30-24
Florida	NELAP	E871008	06-30-23
Georgia	State	PA 02-00416	04-30-23
Illinois	NELAP	004375	06-30-23
Kansas	NELAP	E-10350	01-31-24
Kentucky (UST)	State	162013	04-30-23
Kentucky (WW)	State	KY98043	12-31-23
Louisiana	NELAP	04041	06-30-22 *
Louisiana (All)	NELAP	04041	06-30-23
Maine	State	PA00164	03-06-24
Minnesota	NELAP	042-999-482	12-31-23
New Hampshire	NELAP	2030	04-04-24
New Jersey	NELAP	PA005	06-30-23
New York	NELAP	11182	04-01-24
North Carolina (WW/SW)	State	434	12-31-23
North Dakota	State	R-227	04-30-23
Oregon	NELAP	PA-2151	02-06-24
Pennsylvania	NELAP	02-00416	04-30-24
Rhode Island	State	LAO00362	12-31-22 *
South Carolina	State	89014	04-30-23
Texas	NELAP	T104704528	03-31-24
USDA	US Federal Programs	P330-16-00211	06-21-24
Utah	NELAP	PA001462019-8	05-31-23
Virginia	NELAP	10043	09-14-23
West Virginia DEP	State	142	03-31-23 *
Wisconsin	State	998027800	08-31-23

* Accreditation/Certification renewal pending - accreditation/certification considered valid.



Method Summary

Client: Southern Company
Project/Site: Plant Scherer Surface Water

Job ID: 680-231297-1

Method	Method Description	Protocol	Laboratory
EPA 300.0 R2.1	Anions, Ion Chromatography	EPA	EET PIT
EPA 6020B	Metals (ICP/MS)	SW846	EET PIT
EPA 7470A	Mercury (CVAA)	SW846	EET PIT
2320B-2011	Alkalinity, Total	SM	EET PIT
5310 C-2014	Total Organic Carbon/Persulfate - Ultrav	SM	EET PIT
EPA 410.4	COD	MCAWW	EET PIT
SM 2540C	Solids, Total Dissolved (TDS)	SM	EET PIT
SM 4500CN E	Total Cyanide	SM	EET PIT
Field Sampling	Field Sampling	EPA	EET PIT
3005A	Preparation, Total Recoverable or Dissolved Metals	SW846	EET PIT
410.4	COD	EPA	EET PIT
7470A	Preparation, Mercury	SW846	EET PIT
SM 4500 CN C	Cyanide, Distillation	SM	EET PIT

Protocol References:

EPA = US Environmental Protection Agency


MCAWW = "Methods For Chemical Analysis Of Water And Wastes", EPA-600/4-79-020, March 1983 And Subsequent Revisions.

SM = "Standard Methods For The Examination Of Water And Wastewater"

SW846 = "Test Methods For Evaluating Solid Waste, Physical/Chemical Methods", Third Edition, November 1986 And Its Updates.

Laboratory References:

EET PIT = Eurofins Pittsburgh, 301 Alpha Drive, RIDC Park, Pittsburgh, PA 15238, TEL (412)963-7058



680-231297 Waybill



Environment Testing
TestAmerica

Part # 159469-434 MNTW EXP 11/23

RT 198
FZ 197
10:30 A
2303
03.03

SHIP DATE: 02MAR23
ACTWGT: 55.90 LB
CAD: 859116/CAFE3616

BILL THIRD PARTY

EUROFINS TESTAMERICA PITTSBURGH
301 ALPHA DR.
RIDC PARK
PITTSBURGH PA 15238

(412) 963-7058

REF:

DEPT:



Uncorrected temp 2.6 °C
Thermometer ID 18

CF OLL Initials Mo

PT-WI-SR-001 effective 11/8/18

FedEx
Express



J2220202022801 UV


FRI - 03 MAR 10:30A
PRIORITY OVERNIGHT

MPS# 0263 6072 5517 2303
Mstr# 6072 5517 2299

0201

XN AGCA

15238
PA-US PIT



Environment Testing
TestAmerica

Part # 159469-434 MNTW EXP 11/23

ORIGIN ID: LIYA (678) 966-9991
GEORGE TAYLOR
EUROFINS ATLANTA SC
6215 REGENCY PARKWAY NW
SUITE 900
NORCROSS, GA 30071
UNITED STATES US

SHIP DATE: 02MAR23
ACTWGT: 55.90 LB
CAD: 859116/CAFE3616

BILL THIRD PARTY

TO SAMPLE RECEIVING
EUROFINS TESTAMERICA PITTSBURGH
301 ALPHA DR.
RIDC PARK
PITTSBURGH PA 15238

(412) 963-7058

REF:

DEPT:



Uncorrected temp 2.5 °C
Thermometer ID 18

CF OLL Initials Mo

PT-WI-SR-001 effective 11/8/18

FedEx
Express



J2220202022801 UV


FRI - 03 MAR 10:30A
PRIORITY OVERNIGHT

1 of 3
TRK# 0201 6072 5517 2299

MASTER

XN AGCA

15238
PA-US PIT



1
2
3
4
5
6
7
8
9
10
11
12



Environment Testing
TestAmerica

Part # 159469-434 MNUV EXP 11/23

ORIGIN ID:LIYA (678) 966-9991
GEORGE TAYLOR
EUROFINS ATLANTA SC
6215 REGENCY PARKWAY NW
SUITE 900
NORCROSS, GA 30071
UNITED STATES US

SHIP DATE: 02MAR23
ACTWGT: 55.90 LB
CAD: 859116/CAFE3616


BILL THIRD PARTY

TO **SAMPLE RECIEVING**
EUROFINS TESTAMERICA PITTSBURGH
301 ALPHA DR.
RIDC PARK
PITTSBURGH PA 15238

(412) 963-7068
THU:
PO:

REF:

DEPT:



Uncorrected temp
Thermometer ID

3.0
18

CFOI Initials Mo

PT-WI-SR-001 effective 11/8/18

FedEx
Express



AN10026202222

3 of 3

MPS#
0263

6072 5517 2314


Mstr# 6072 5517 2299

0201

FRI - 03 MAR 10:30A
PRIORITY OVERNIGHT

XN AGCA

15238
PA-US PIT



- 1
- 2
- 3
- 4
- 5
- 6
- 7
- 8
- 9
- 10
- 11
- 12

TestAmerica Pittsburgh
 301 Alpha Drive
 RIDC Park
 Pittsburgh, PA 15238-2907
 phone 412 963 7058 fax 412 963 2468

Chain of Custody Record

TestAmerica
 MADE IN ENVIRONMENTAL TESTING
ATLANTA
 TestAmerica Laboratories, Inc.

Regulatory Program: DW NPDES RCRA Other: _____

Client Contact
 Joju Abraham
 Southern Company
 241 Ralph McGill Blvd SE B10185
 Atlanta, GA 30308
 JAbraham@southernco.com
Project Name: Plant Scherer Surface Water
 Site, Georgia
Project #: 68027798

Project Manager: Dawn Prell
 Tel/Fax: 248-536-5445

Analysis Turnaround Time
 CALENDAR DAYS WORKING DAYS
 TAT if different from Below _____
 2 weeks
 1 week
 2 days
 1 day

Site Contact: Dawn Prell
Lab Contact: David Fuller

Date: 03/02/23
 Carrier: WSP
 COC No. _____ of _____ COCs

Sample Identification	Sample Date	Sample Time	Sample Type (C=Comp, G=Grab)	Matrix	# of Cont.	Analytes											Sample Specific Notes	
						Filtered Sample (Y/N)	Perform MS / MSD (Y/N)	6020, 7470A: As, Ba, B, Be, Ca, Cd, Cr, Co, Cu, Pb, Hg, Ni, Sb, Se, Ag	Cations: Na, Mg, K, Tl, Vn, Zn	Alkalinity (total, CO3, HCO3)	Cl, F, SO4, TDS	CD	TOC	Cyanide				
SCH-SWA-1	3/1/2023	09 05	G	WS	8	N	N	X	X	X	X	X	X	X	X	X	X	pH = 7.34
SCH-SWC-2	3/1/2023	10 40	G	WS	8	N	N	X	X	X	X	X	X	X	X	X	X	pH = 6.96
SCH-SWA-3	3/1/2023	09 40	G	WS	8	N	N	X	X	X	X	X	X	X	X	X	X	pH = 7.10
SCH-SWA-4	3/1/2023	11.10	G	WS	4	N	N	X	X	X	X	X	X	X	X	X	X	pH = 7.36
SCH-SWC-5	3/1/2023	11 35	G	WS	4	N	N	X	X	X	X	X	X	X	X	X	X	pH = 7.09
SCH-SWC-6	3/1/2023	12 45	G	WS	4	N	N	X	X	X	X	X	X	X	X	X	X	pH = 7.71
SCH-SWC-7	3/1/2023	12 55	G	WS	8	N	N	X	X	X	X	X	X	X	X	X	X	pH = 7.87
SCH-SWC-8	3/1/2023	10:05	G	WS	8	N	N	X	X	X	X	X	X	X	X	X	X	pH = 6.98

Preservation Used: 1=Ice, 2=HCl, 3=H2SO4, 4=HNO3, 5=NaOH, 6=Other

Possible Hazard Identification:
 Are any samples from a listed EPA Hazardous Waste? Please List any EPA Waste Codes for the sample in the Comments Section if the lab is to dispose of the sample
 Non-Hazard Flammable Skin Irritant Poison B Unknown

Special Instructions/QC Requirements & Comments: SCH-CSURF-ASSMT-2023S1

Custody Seals Intact Yes No

Relinquished by Mark Mann Apr 9/23
 Relinquished by Ray 39 1600 3/2/23
 Relinquished by _____

Received by _____
 Received by Michael
 Received in Laboratory by _____

Company: WSP
 Company: Enviro 1600
 Company: _____

Date/Time 11:00 03/02/23
 Date/Time 3/2/23 11:00
 Date/Time 3-3-23 10:20

Therm ID No _____
 Corr'd _____
 Company: _____

Return to Client Disposal by Lab Archive for _____ Months

680-231297 Chain of Custody



Login Sample Receipt Checklist

Client: Southern Company

Job Number: 680-231297-1

Login Number: 231297

List Number: 2

Creator: Kovitch, Christina M

List Source: Eurofins Pittsburgh

Question	Answer	Comment
Radioactivity wasn't checked or is <=/ background as measured by a survey meter.	N/A	
The cooler's custody seal, if present, is intact.	True	
Sample custody seals, if present, are intact.	True	
The cooler or samples do not appear to have been compromised or tampered with.	True	
Samples were received on ice.	True	
Cooler Temperature is acceptable.	True	
Cooler Temperature is recorded.	True	
COC is present.	True	
COC is filled out in ink and legible.	True	
COC is filled out with all pertinent information.	True	
Is the Field Sampler's name present on COC?	True	
There are no discrepancies between the containers received and the COC.	True	
Samples are received within Holding Time (excluding tests with immediate HTs)	True	
Sample containers have legible labels.	True	
Containers are not broken or leaking.	True	
Sample collection date/times are provided.	True	
Appropriate sample containers are used.	True	
Sample bottles are completely filled.	True	
Sample Preservation Verified.	True	
There is sufficient vol. for all requested analyses, incl. any requested MS/MSDs	True	
Containers requiring zero headspace have no headspace or bubble is <6mm (1/4").	True	
Multiphasic samples are not present.	True	
Samples do not require splitting or compositing.	True	
Residual Chlorine Checked.	N/A	



ANALYTICAL REPORT

PREPARED FOR

Attn: Joju Abraham
Southern Company
241 Ralph McGill Blvd SE
B10185
Atlanta, Georgia 30308
Generated 4/7/2023 5:45:30 PM

JOB DESCRIPTION

CCR - Plant Scherer Cell 1

JOB NUMBER

680-231325-1

Eurofins Savannah

Job Notes

The test results in this report meet NELAP requirements for parameters for which accreditation is required or available. Any exceptions to the NELAP requirements are noted. Results pertain only to samples listed in this report. This report may not be reproduced, except in full, without the written approval of the laboratory. Questions should be directed to the person who signed this report.

The test results in this report relate only to the samples as received by the laboratory and will meet all requirements of the methodology, with any exceptions noted. This report shall not be reproduced except in full, without the express written approval of the laboratory. All questions should be directed to the Eurofins Environment Testing Southeast, LLC Project Manager.

Authorization



Generated
4/7/2023 5:45:30 PM

Authorized for release by
David Fuller, Project Manager
David.Fuller@et.eurofinsus.com
(770)344-8986

Definitions/Glossary

Client: Southern Company
Project/Site: CCR - Plant Scherer Cell 1

Job ID: 680-231325-1

Qualifiers

HPLC/IC

Qualifier	Qualifier Description
F1	MS and/or MSD recovery exceeds control limits.
J	Result is less than the RL but greater than or equal to the MDL and the concentration is an approximate value.

Metals

Qualifier	Qualifier Description
J	Result is less than the RL but greater than or equal to the MDL and the concentration is an approximate value.

Glossary

Abbreviation	These commonly used abbreviations may or may not be present in this report.
▫	Listed under the "D" column to designate that the result is reported on a dry weight basis
%R	Percent Recovery
CFL	Contains Free Liquid
CFU	Colony Forming Unit
CNF	Contains No Free Liquid
DER	Duplicate Error Ratio (normalized absolute difference)
Dil Fac	Dilution Factor
DL	Detection Limit (DoD/DOE)
DL, RA, RE, IN	Indicates a Dilution, Re-analysis, Re-extraction, or additional Initial metals/anion analysis of the sample
DLC	Decision Level Concentration (Radiochemistry)
EDL	Estimated Detection Limit (Dioxin)
LOD	Limit of Detection (DoD/DOE)
LOQ	Limit of Quantitation (DoD/DOE)
MCL	EPA recommended "Maximum Contaminant Level"
MDA	Minimum Detectable Activity (Radiochemistry)
MDC	Minimum Detectable Concentration (Radiochemistry)
MDL	Method Detection Limit
ML	Minimum Level (Dioxin)
MPN	Most Probable Number
MQL	Method Quantitation Limit
NC	Not Calculated
ND	Not Detected at the reporting limit (or MDL or EDL if shown)
NEG	Negative / Absent
POS	Positive / Present
PQL	Practical Quantitation Limit
PRES	Presumptive
QC	Quality Control
RER	Relative Error Ratio (Radiochemistry)
RL	Reporting Limit or Requested Limit (Radiochemistry)
RPD	Relative Percent Difference, a measure of the relative difference between two points
TEF	Toxicity Equivalent Factor (Dioxin)
TEQ	Toxicity Equivalent Quotient (Dioxin)
TNTC	Too Numerous To Count

Sample Summary

Client: Southern Company
Project/Site: CCR - Plant Scherer Cell 1

Job ID: 680-231325-1

Lab Sample ID	Client Sample ID	Matrix	Collected	Received
680-231325-1	SCH-GWC-3	Water	02/28/23 10:40	03/02/23 10:00
680-231325-2	SCH-GWC-5	Water	02/28/23 12:40	03/02/23 10:00
680-231325-3	SCH-GWA-15	Water	02/28/23 10:39	03/02/23 10:00
680-231325-4	SCH-GWA-16	Water	02/28/23 11:35	03/02/23 10:00
680-231325-5	SCH-GWA-17	Water	02/28/23 09:35	03/02/23 10:00
680-231325-6	SCH-GWC-18	Water	02/28/23 09:15	03/02/23 10:00
680-231325-7	SCH-GWC-19	Water	02/28/23 10:35	03/02/23 10:00
680-231325-8	SCH-GWC-20	Water	02/28/23 12:00	03/02/23 10:00
680-231325-9	SCH-CELL1-FD-4	Water	02/28/23 00:00	03/02/23 10:00

1

2

3

4

5

6

7

8

9

10

11

12

Case Narrative

Client: Southern Company
Project/Site: CCR - Plant Scherer Cell 1

Job ID: 680-231325-1

Job ID: 680-231325-1

Laboratory: Eurofins Savannah

Narrative

**Job Narrative
680-231325-1**

Receipt

The samples were received on 3/2/2023 10:00 AM. Unless otherwise noted below, the samples arrived in good condition, and, where required, properly preserved and on ice.

HPLC/IC

Method 300_ORGFM_28D: The matrix spike / matrix spike duplicate (MS/MSD) recoveries for analytical batch 180-428116 were outside control limits for one or more analytes, see QC Sample Results for detail. Sample matrix interference and/or non-homogeneity are suspected because the associated laboratory control sample (LCS) recovery is within acceptance limits.

No additional analytical or quality issues were noted, other than those described above or in the Definitions/ Glossary page.

Metals

No additional analytical or quality issues were noted, other than those described above or in the Definitions/ Glossary page.

General Chemistry

No additional analytical or quality issues were noted, other than those described above or in the Definitions/ Glossary page.



Client Sample Results

Client: Southern Company
Project/Site: CCR - Plant Scherer Cell 1

Job ID: 680-231325-1

Client Sample ID: SCH-GWC-3

Lab Sample ID: 680-231325-1

Date Collected: 02/28/23 10:40

Matrix: Water

Date Received: 03/02/23 10:00

Method: EPA 300.0 R2.1 - Anions, Ion Chromatography

Analyte	Result	Qualifier	RL	MDL	Unit	D	Prepared	Analyzed	Dil Fac
Chloride	3.1		1.0	0.71	mg/L			03/05/23 09:25	1
Fluoride	0.080	J F1	0.10	0.026	mg/L			03/05/23 09:25	1
Sulfate	4.7		1.0	0.76	mg/L			03/05/23 09:25	1

Method: SW846 EPA 6020B - Metals (ICP/MS) - Total Recoverable

Analyte	Result	Qualifier	RL	MDL	Unit	D	Prepared	Analyzed	Dil Fac
Antimony	<0.00097		0.0020	0.00097	mg/L		03/09/23 09:10	03/22/23 18:55	1
Arsenic	<0.00028		0.0010	0.00028	mg/L		03/09/23 09:10	03/22/23 18:55	1
Barium	0.011		0.010	0.0031	mg/L		03/09/23 09:10	03/22/23 18:55	1
Beryllium	<0.00027		0.0025	0.00027	mg/L		03/09/23 09:10	03/22/23 18:55	1
Boron	<0.060		0.080	0.060	mg/L		03/09/23 09:10	04/06/23 13:39	1
Cadmium	<0.00022		0.0025	0.00022	mg/L		03/09/23 09:10	03/22/23 18:55	1
Calcium	5.9		0.50	0.13	mg/L		03/09/23 09:10	03/22/23 18:55	1
Chromium	0.010		0.0020	0.0015	mg/L		03/09/23 09:10	03/22/23 18:55	1
Cobalt	<0.00026		0.0025	0.00026	mg/L		03/09/23 09:10	03/22/23 18:55	1
Copper	<0.0011		0.0020	0.0011	mg/L		03/09/23 09:10	03/22/23 18:55	1
Lead	<0.00038		0.0010	0.00038	mg/L		03/09/23 09:10	03/22/23 18:55	1
Magnesium	3.2		0.50	0.050	mg/L		03/09/23 09:10	03/22/23 18:55	1
Nickel	0.0011		0.0010	0.00052	mg/L		03/09/23 09:10	03/22/23 18:55	1
Potassium	0.67		0.50	0.16	mg/L		03/09/23 09:10	03/22/23 18:55	1
Selenium	<0.00074		0.0050	0.00074	mg/L		03/09/23 09:10	03/22/23 18:55	1
Silver	<0.00022		0.0010	0.00022	mg/L		03/09/23 09:10	03/22/23 18:55	1
Sodium	4.6		0.50	0.18	mg/L		03/09/23 09:10	03/22/23 18:55	1
Thallium	<0.00047		0.0010	0.00047	mg/L		03/09/23 09:10	03/22/23 18:55	1
Vanadium	0.0066		0.0010	0.00078	mg/L		03/09/23 09:10	03/22/23 18:55	1
Zinc	<0.0060		0.015	0.0060	mg/L		03/09/23 09:10	03/22/23 18:55	1

Method: SW846 EPA 7470A - Mercury (CVAA)

Analyte	Result	Qualifier	RL	MDL	Unit	D	Prepared	Analyzed	Dil Fac
Mercury	<0.00013		0.00020	0.00013	mg/L		03/08/23 14:55	03/09/23 14:57	1

General Chemistry

Analyte	Result	Qualifier	RL	MDL	Unit	D	Prepared	Analyzed	Dil Fac
Total Dissolved Solids (SM 2540C)	72		10	10	mg/L			03/06/23 17:37	1
Total Alkalinity as CaCO3 to pH 4.5 (SM18 SM2320 B)	34		5.0	5.0	mg/L			03/06/23 14:44	1
Bicarbonate Alkalinity as CaCO3 (SM18 SM2320 B)	34		5.0	5.0	mg/L			03/06/23 14:44	1
Carbonate Alkalinity as CaCO3 (SM18 SM2320 B)	<5.0		5.0	5.0	mg/L			03/06/23 14:44	1

Method: EPA Field Sampling - Field Sampling

Analyte	Result	Qualifier	RL	MDL	Unit	D	Prepared	Analyzed	Dil Fac
pH	6.00				SU			02/28/23 10:40	1

Client Sample ID: SCH-GWC-5

Lab Sample ID: 680-231325-2

Date Collected: 02/28/23 12:40

Matrix: Water

Date Received: 03/02/23 10:00

Method: EPA 300.0 R2.1 - Anions, Ion Chromatography

Analyte	Result	Qualifier	RL	MDL	Unit	D	Prepared	Analyzed	Dil Fac
Chloride	11		1.0	0.71	mg/L			03/05/23 05:44	1

Eurofins Savannah

Client Sample Results

Client: Southern Company
Project/Site: CCR - Plant Scherer Cell 1

Job ID: 680-231325-1

Client Sample ID: SCH-GWC-5

Lab Sample ID: 680-231325-2

Date Collected: 02/28/23 12:40

Matrix: Water

Date Received: 03/02/23 10:00

Method: EPA 300.0 R2.1 - Anions, Ion Chromatography (Continued)

Analyte	Result	Qualifier	RL	MDL	Unit	D	Prepared	Analyzed	Dil Fac
Fluoride	0.065	J	0.10	0.026	mg/L			03/05/23 05:44	1
Sulfate	87		1.0	0.76	mg/L			03/05/23 05:44	1

Method: SW846 EPA 6020B - Metals (ICP/MS) - Total Recoverable

Analyte	Result	Qualifier	RL	MDL	Unit	D	Prepared	Analyzed	Dil Fac
Antimony	<0.00097		0.0020	0.00097	mg/L		03/09/23 09:10	03/22/23 18:59	1
Arsenic	<0.00028		0.0010	0.00028	mg/L		03/09/23 09:10	03/22/23 18:59	1
Barium	0.038		0.010	0.0031	mg/L		03/09/23 09:10	03/22/23 18:59	1
Beryllium	<0.00027		0.0025	0.00027	mg/L		03/09/23 09:10	03/22/23 18:59	1
Boron	0.19		0.080	0.060	mg/L		03/09/23 09:10	04/06/23 13:43	1
Cadmium	<0.00022		0.0025	0.00022	mg/L		03/09/23 09:10	03/22/23 18:59	1
Calcium	34		0.50	0.13	mg/L		03/09/23 09:10	03/22/23 18:59	1
Chromium	0.0068		0.0020	0.0015	mg/L		03/09/23 09:10	03/22/23 18:59	1
Cobalt	<0.00026		0.0025	0.00026	mg/L		03/09/23 09:10	03/22/23 18:59	1
Copper	<0.0011		0.0020	0.0011	mg/L		03/09/23 09:10	03/22/23 18:59	1
Lead	<0.00038		0.0010	0.00038	mg/L		03/09/23 09:10	03/22/23 18:59	1
Magnesium	18		0.50	0.050	mg/L		03/09/23 09:10	03/22/23 18:59	1
Nickel	<0.00052		0.0010	0.00052	mg/L		03/09/23 09:10	03/22/23 18:59	1
Potassium	1.1		0.50	0.16	mg/L		03/09/23 09:10	03/22/23 18:59	1
Selenium	0.0033	J	0.0050	0.00074	mg/L		03/09/23 09:10	03/22/23 18:59	1
Silver	<0.00022		0.0010	0.00022	mg/L		03/09/23 09:10	03/22/23 18:59	1
Sodium	14		0.50	0.18	mg/L		03/09/23 09:10	03/22/23 18:59	1
Thallium	<0.00047		0.0010	0.00047	mg/L		03/09/23 09:10	03/22/23 18:59	1
Vanadium	0.0030		0.0010	0.00078	mg/L		03/09/23 09:10	03/22/23 18:59	1
Zinc	<0.0060		0.015	0.0060	mg/L		03/09/23 09:10	03/22/23 18:59	1

Method: SW846 EPA 7470A - Mercury (CVAA)

Analyte	Result	Qualifier	RL	MDL	Unit	D	Prepared	Analyzed	Dil Fac
Mercury	<0.00013		0.00020	0.00013	mg/L		03/08/23 14:55	03/09/23 14:58	1

General Chemistry

Analyte	Result	Qualifier	RL	MDL	Unit	D	Prepared	Analyzed	Dil Fac
Total Dissolved Solids (SM 2540C)	240		10	10	mg/L			03/06/23 17:37	1
Total Alkalinity as CaCO3 to pH 4.5 (SM18 SM2320 B)	81		5.0	5.0	mg/L			03/06/23 14:49	1
Bicarbonate Alkalinity as CaCO3 (SM18 SM2320 B)	81		5.0	5.0	mg/L			03/06/23 14:49	1
Carbonate Alkalinity as CaCO3 (SM18 SM2320 B)	<5.0		5.0	5.0	mg/L			03/06/23 14:49	1

Method: EPA Field Sampling - Field Sampling

Analyte	Result	Qualifier	RL	MDL	Unit	D	Prepared	Analyzed	Dil Fac
pH	6.00				SU			02/28/23 12:40	1

Client Sample ID: SCH-GWA-15

Lab Sample ID: 680-231325-3

Date Collected: 02/28/23 10:39

Matrix: Water

Date Received: 03/02/23 10:00

Method: EPA 300.0 R2.1 - Anions, Ion Chromatography

Analyte	Result	Qualifier	RL	MDL	Unit	D	Prepared	Analyzed	Dil Fac
Chloride	6.3		1.0	0.71	mg/L			03/05/23 06:02	1
Fluoride	0.077	J	0.10	0.026	mg/L			03/05/23 06:02	1

Eurofins Savannah

Client Sample Results

Client: Southern Company
 Project/Site: CCR - Plant Scherer Cell 1

Job ID: 680-231325-1

Client Sample ID: SCH-GWA-15

Lab Sample ID: 680-231325-3

Date Collected: 02/28/23 10:39

Matrix: Water

Date Received: 03/02/23 10:00

Method: EPA 300.0 R2.1 - Anions, Ion Chromatography (Continued)

Analyte	Result	Qualifier	RL	MDL	Unit	D	Prepared	Analyzed	Dil Fac
Sulfate	3.5		1.0	0.76	mg/L			03/05/23 06:02	1

Method: SW846 EPA 6020B - Metals (ICP/MS) - Total Recoverable

Analyte	Result	Qualifier	RL	MDL	Unit	D	Prepared	Analyzed	Dil Fac
Antimony	<0.00097		0.0020	0.00097	mg/L		03/09/23 09:10	03/22/23 19:03	1
Arsenic	<0.00028		0.0010	0.00028	mg/L		03/09/23 09:10	03/22/23 19:03	1
Barium	0.010		0.010	0.0031	mg/L		03/09/23 09:10	03/22/23 19:03	1
Beryllium	<0.00027		0.0025	0.00027	mg/L		03/09/23 09:10	03/22/23 19:03	1
Boron	<0.060		0.080	0.060	mg/L		03/09/23 09:10	04/06/23 13:47	1
Cadmium	<0.00022		0.0025	0.00022	mg/L		03/09/23 09:10	03/22/23 19:03	1
Calcium	4.1		0.50	0.13	mg/L		03/09/23 09:10	03/22/23 19:03	1
Chromium	<0.0015		0.0020	0.0015	mg/L		03/09/23 09:10	03/22/23 19:03	1
Cobalt	0.0026		0.0025	0.00026	mg/L		03/09/23 09:10	03/22/23 19:03	1
Copper	<0.0011		0.0020	0.0011	mg/L		03/09/23 09:10	03/22/23 19:03	1
Lead	<0.00038		0.0010	0.00038	mg/L		03/09/23 09:10	03/22/23 19:03	1
Magnesium	2.1		0.50	0.050	mg/L		03/09/23 09:10	03/22/23 19:03	1
Nickel	0.00057	J	0.0010	0.00052	mg/L		03/09/23 09:10	03/22/23 19:03	1
Potassium	0.24	J	0.50	0.16	mg/L		03/09/23 09:10	03/22/23 19:03	1
Selenium	<0.00074		0.0050	0.00074	mg/L		03/09/23 09:10	03/22/23 19:03	1
Silver	<0.00022		0.0010	0.00022	mg/L		03/09/23 09:10	03/22/23 19:03	1
Sodium	5.3		0.50	0.18	mg/L		03/09/23 09:10	03/22/23 19:03	1
Thallium	<0.00047		0.0010	0.00047	mg/L		03/09/23 09:10	03/22/23 19:03	1
Vanadium	0.0011		0.0010	0.00078	mg/L		03/09/23 09:10	03/22/23 19:03	1
Zinc	<0.0060		0.015	0.0060	mg/L		03/09/23 09:10	03/22/23 19:03	1

Method: SW846 EPA 7470A - Mercury (CVAA)

Analyte	Result	Qualifier	RL	MDL	Unit	D	Prepared	Analyzed	Dil Fac
Mercury	<0.00013		0.00020	0.00013	mg/L		03/08/23 14:55	03/09/23 14:59	1

General Chemistry

Analyte	Result	Qualifier	RL	MDL	Unit	D	Prepared	Analyzed	Dil Fac
Total Dissolved Solids (SM 2540C)	50		10	10	mg/L			03/06/23 18:28	1
Total Alkalinity as CaCO3 to pH 4.5 (SM18 SM2320 B)	21		5.0	5.0	mg/L			03/06/23 15:16	1
Bicarbonate Alkalinity as CaCO3 (SM18 SM2320 B)	21		5.0	5.0	mg/L			03/06/23 15:16	1
Carbonate Alkalinity as CaCO3 (SM18 SM2320 B)	<5.0		5.0	5.0	mg/L			03/06/23 15:16	1

Method: EPA Field Sampling - Field Sampling

Analyte	Result	Qualifier	RL	MDL	Unit	D	Prepared	Analyzed	Dil Fac
pH	5.40				SU			02/28/23 10:39	1

Client Sample ID: SCH-GWA-16

Lab Sample ID: 680-231325-4

Date Collected: 02/28/23 11:35

Matrix: Water

Date Received: 03/02/23 10:00

Method: EPA 300.0 R2.1 - Anions, Ion Chromatography

Analyte	Result	Qualifier	RL	MDL	Unit	D	Prepared	Analyzed	Dil Fac
Chloride	1.7		1.0	0.71	mg/L			03/05/23 06:21	1
Fluoride	0.089	J	0.10	0.026	mg/L			03/05/23 06:21	1
Sulfate	1.4		1.0	0.76	mg/L			03/05/23 06:21	1

Eurofins Savannah

Client Sample Results

Client: Southern Company
Project/Site: CCR - Plant Scherer Cell 1

Job ID: 680-231325-1

Client Sample ID: SCH-GWA-16

Lab Sample ID: 680-231325-4

Date Collected: 02/28/23 11:35

Matrix: Water

Date Received: 03/02/23 10:00

Method: SW846 EPA 6020B - Metals (ICP/MS) - Total Recoverable

Analyte	Result	Qualifier	RL	MDL	Unit	D	Prepared	Analyzed	Dil Fac
Antimony	<0.00097		0.0020	0.00097	mg/L		03/09/23 09:10	03/22/23 19:06	1
Arsenic	<0.00028		0.0010	0.00028	mg/L		03/09/23 09:10	03/22/23 19:06	1
Barium	0.025		0.010	0.0031	mg/L		03/09/23 09:10	03/22/23 19:06	1
Beryllium	<0.00027		0.0025	0.00027	mg/L		03/09/23 09:10	03/22/23 19:06	1
Boron	<0.060		0.080	0.060	mg/L		03/09/23 09:10	04/06/23 13:51	1
Cadmium	<0.00022		0.0025	0.00022	mg/L		03/09/23 09:10	03/22/23 19:06	1
Calcium	13		0.50	0.13	mg/L		03/09/23 09:10	03/22/23 19:06	1
Chromium	0.0061		0.0020	0.0015	mg/L		03/09/23 09:10	03/22/23 19:06	1
Cobalt	<0.00026		0.0025	0.00026	mg/L		03/09/23 09:10	03/22/23 19:06	1
Copper	<0.0011		0.0020	0.0011	mg/L		03/09/23 09:10	03/22/23 19:06	1
Lead	<0.00038		0.0010	0.00038	mg/L		03/09/23 09:10	03/22/23 19:06	1
Magnesium	4.1		0.50	0.050	mg/L		03/09/23 09:10	03/22/23 19:06	1
Nickel	<0.00052		0.0010	0.00052	mg/L		03/09/23 09:10	03/22/23 19:06	1
Potassium	0.97		0.50	0.16	mg/L		03/09/23 09:10	03/22/23 19:06	1
Selenium	<0.00074		0.0050	0.00074	mg/L		03/09/23 09:10	03/22/23 19:06	1
Silver	<0.00022		0.0010	0.00022	mg/L		03/09/23 09:10	03/22/23 19:06	1
Sodium	8.9		0.50	0.18	mg/L		03/09/23 09:10	03/22/23 19:06	1
Thallium	<0.00047		0.0010	0.00047	mg/L		03/09/23 09:10	03/22/23 19:06	1
Vanadium	0.0087		0.0010	0.00078	mg/L		03/09/23 09:10	03/22/23 19:06	1
Zinc	<0.0060		0.015	0.0060	mg/L		03/09/23 09:10	03/22/23 19:06	1

Method: SW846 EPA 7470A - Mercury (CVAA)

Analyte	Result	Qualifier	RL	MDL	Unit	D	Prepared	Analyzed	Dil Fac
Mercury	<0.00013		0.00020	0.00013	mg/L		03/08/23 14:55	03/09/23 15:01	1

General Chemistry

Analyte	Result	Qualifier	RL	MDL	Unit	D	Prepared	Analyzed	Dil Fac
Total Dissolved Solids (SM 2540C)	110		10	10	mg/L			03/06/23 18:28	1
Total Alkalinity as CaCO3 to pH 4.5 (SM18 SM2320 B)	70		5.0	5.0	mg/L			03/06/23 15:26	1
Bicarbonate Alkalinity as CaCO3 (SM18 SM2320 B)	70		5.0	5.0	mg/L			03/06/23 15:26	1
Carbonate Alkalinity as CaCO3 (SM18 SM2320 B)	<5.0		5.0	5.0	mg/L			03/06/23 15:26	1

Method: EPA Field Sampling - Field Sampling

Analyte	Result	Qualifier	RL	MDL	Unit	D	Prepared	Analyzed	Dil Fac
pH	6.45				SU			02/28/23 11:35	1

Client Sample ID: SCH-GWA-17

Lab Sample ID: 680-231325-5

Date Collected: 02/28/23 09:35

Matrix: Water

Date Received: 03/02/23 10:00

Method: EPA 300.0 R2.1 - Anions, Ion Chromatography

Analyte	Result	Qualifier	RL	MDL	Unit	D	Prepared	Analyzed	Dil Fac
Chloride	1.4		1.0	0.71	mg/L			03/05/23 06:39	1
Fluoride	0.067	J	0.10	0.026	mg/L			03/05/23 06:39	1
Sulfate	1.3		1.0	0.76	mg/L			03/05/23 06:39	1

Method: SW846 EPA 6020B - Metals (ICP/MS) - Total Recoverable

Analyte	Result	Qualifier	RL	MDL	Unit	D	Prepared	Analyzed	Dil Fac
Antimony	<0.00097		0.0020	0.00097	mg/L		03/09/23 09:10	03/22/23 19:10	1

Eurofins Savannah

Client Sample Results

Client: Southern Company
Project/Site: CCR - Plant Scherer Cell 1

Job ID: 680-231325-1

Client Sample ID: SCH-GWA-17

Lab Sample ID: 680-231325-5

Date Collected: 02/28/23 09:35

Matrix: Water

Date Received: 03/02/23 10:00

Method: SW846 EPA 6020B - Metals (ICP/MS) - Total Recoverable (Continued)

Analyte	Result	Qualifier	RL	MDL	Unit	D	Prepared	Analyzed	Dil Fac
Arsenic	<0.00028		0.0010	0.00028	mg/L		03/09/23 09:10	03/22/23 19:10	1
Barium	0.030		0.010	0.0031	mg/L		03/09/23 09:10	03/22/23 19:10	1
Beryllium	<0.00027		0.0025	0.00027	mg/L		03/09/23 09:10	03/22/23 19:10	1
Boron	<0.060		0.080	0.060	mg/L		03/09/23 09:10	04/06/23 14:09	1
Cadmium	<0.00022		0.0025	0.00022	mg/L		03/09/23 09:10	03/22/23 19:10	1
Calcium	8.7		0.50	0.13	mg/L		03/09/23 09:10	03/22/23 19:10	1
Chromium	0.0083		0.0020	0.0015	mg/L		03/09/23 09:10	03/22/23 19:10	1
Cobalt	<0.00026		0.0025	0.00026	mg/L		03/09/23 09:10	03/22/23 19:10	1
Copper	<0.0011		0.0020	0.0011	mg/L		03/09/23 09:10	03/22/23 19:10	1
Lead	<0.00038		0.0010	0.00038	mg/L		03/09/23 09:10	03/22/23 19:10	1
Magnesium	3.2		0.50	0.050	mg/L		03/09/23 09:10	03/22/23 19:10	1
Nickel	<0.00052		0.0010	0.00052	mg/L		03/09/23 09:10	03/22/23 19:10	1
Potassium	1.1		0.50	0.16	mg/L		03/09/23 09:10	03/22/23 19:10	1
Selenium	<0.00074		0.0050	0.00074	mg/L		03/09/23 09:10	03/22/23 19:10	1
Silver	<0.00022		0.0010	0.00022	mg/L		03/09/23 09:10	03/22/23 19:10	1
Sodium	9.5		0.50	0.18	mg/L		03/09/23 09:10	03/22/23 19:10	1
Thallium	<0.00047		0.0010	0.00047	mg/L		03/09/23 09:10	03/22/23 19:10	1
Vanadium	0.0057		0.0010	0.00078	mg/L		03/09/23 09:10	03/22/23 19:10	1
Zinc	<0.0060		0.015	0.0060	mg/L		03/09/23 09:10	03/22/23 19:10	1

Method: SW846 EPA 7470A - Mercury (CVAA)

Analyte	Result	Qualifier	RL	MDL	Unit	D	Prepared	Analyzed	Dil Fac
Mercury	<0.00013		0.00020	0.00013	mg/L		03/08/23 14:55	03/09/23 15:02	1

General Chemistry

Analyte	Result	Qualifier	RL	MDL	Unit	D	Prepared	Analyzed	Dil Fac
Total Dissolved Solids (SM 2540C)	94		10	10	mg/L			03/06/23 18:28	1
Total Alkalinity as CaCO3 to pH 4.5 (SM18 SM2320 B)	57		5.0	5.0	mg/L			03/06/23 15:30	1
Bicarbonate Alkalinity as CaCO3 (SM18 SM2320 B)	57		5.0	5.0	mg/L			03/06/23 15:30	1
Carbonate Alkalinity as CaCO3 (SM18 SM2320 B)	<5.0		5.0	5.0	mg/L			03/06/23 15:30	1

Method: EPA Field Sampling - Field Sampling

Analyte	Result	Qualifier	RL	MDL	Unit	D	Prepared	Analyzed	Dil Fac
pH	6.19				SU			02/28/23 09:35	1

Client Sample ID: SCH-GWC-18

Lab Sample ID: 680-231325-6

Date Collected: 02/28/23 09:15

Matrix: Water

Date Received: 03/02/23 10:00

Method: EPA 300.0 R2.1 - Anions, Ion Chromatography

Analyte	Result	Qualifier	RL	MDL	Unit	D	Prepared	Analyzed	Dil Fac
Chloride	2.8		1.0	0.71	mg/L			03/05/23 06:58	1
Fluoride	0.12		0.10	0.026	mg/L			03/05/23 06:58	1
Sulfate	1.2		1.0	0.76	mg/L			03/05/23 06:58	1

Method: SW846 EPA 6020B - Metals (ICP/MS) - Total Recoverable

Analyte	Result	Qualifier	RL	MDL	Unit	D	Prepared	Analyzed	Dil Fac
Antimony	<0.00097		0.0020	0.00097	mg/L		03/09/23 09:10	03/22/23 19:21	1
Arsenic	<0.00028		0.0010	0.00028	mg/L		03/09/23 09:10	03/22/23 19:21	1

Eurofins Savannah

Client Sample Results

Client: Southern Company
Project/Site: CCR - Plant Scherer Cell 1

Job ID: 680-231325-1

Client Sample ID: SCH-GWC-18

Lab Sample ID: 680-231325-6

Date Collected: 02/28/23 09:15

Matrix: Water

Date Received: 03/02/23 10:00

Method: SW846 EPA 6020B - Metals (ICP/MS) - Total Recoverable (Continued)

Analyte	Result	Qualifier	RL	MDL	Unit	D	Prepared	Analyzed	Dil Fac
Barium	0.035		0.010	0.0031	mg/L		03/09/23 09:10	03/22/23 19:21	1
Beryllium	<0.00027		0.0025	0.00027	mg/L		03/09/23 09:10	03/22/23 19:21	1
Boron	<0.060		0.080	0.060	mg/L		03/09/23 09:10	04/06/23 14:13	1
Cadmium	<0.00022		0.0025	0.00022	mg/L		03/09/23 09:10	03/22/23 19:21	1
Calcium	11		0.50	0.13	mg/L		03/09/23 09:10	03/22/23 19:21	1
Chromium	0.012		0.0020	0.0015	mg/L		03/09/23 09:10	03/22/23 19:21	1
Cobalt	<0.00026		0.0025	0.00026	mg/L		03/09/23 09:10	03/22/23 19:21	1
Copper	0.0011	J	0.0020	0.0011	mg/L		03/09/23 09:10	03/22/23 19:21	1
Lead	<0.00038		0.0010	0.00038	mg/L		03/09/23 09:10	03/22/23 19:21	1
Magnesium	5.1		0.50	0.050	mg/L		03/09/23 09:10	03/22/23 19:21	1
Nickel	<0.00052		0.0010	0.00052	mg/L		03/09/23 09:10	03/22/23 19:21	1
Potassium	0.80		0.50	0.16	mg/L		03/09/23 09:10	03/22/23 19:21	1
Selenium	<0.00074		0.0050	0.00074	mg/L		03/09/23 09:10	03/22/23 19:21	1
Silver	<0.00022		0.0010	0.00022	mg/L		03/09/23 09:10	03/22/23 19:21	1
Sodium	7.5		0.50	0.18	mg/L		03/09/23 09:10	03/22/23 19:21	1
Thallium	<0.00047		0.0010	0.00047	mg/L		03/09/23 09:10	03/22/23 19:21	1
Vanadium	0.0072		0.0010	0.00078	mg/L		03/09/23 09:10	03/22/23 19:21	1
Zinc	<0.0060		0.015	0.0060	mg/L		03/09/23 09:10	03/22/23 19:21	1

Method: SW846 EPA 7470A - Mercury (CVAA)

Analyte	Result	Qualifier	RL	MDL	Unit	D	Prepared	Analyzed	Dil Fac
Mercury	<0.00013		0.00020	0.00013	mg/L		03/08/23 14:55	03/09/23 15:03	1

General Chemistry

Analyte	Result	Qualifier	RL	MDL	Unit	D	Prepared	Analyzed	Dil Fac
Total Dissolved Solids (SM 2540C)	100		10	10	mg/L			03/06/23 17:37	1
Total Alkalinity as CaCO3 to pH 4.5 (SM18 SM2320 B)	65		5.0	5.0	mg/L			03/06/23 15:35	1
Bicarbonate Alkalinity as CaCO3 (SM18 SM2320 B)	65		5.0	5.0	mg/L			03/06/23 15:35	1
Carbonate Alkalinity as CaCO3 (SM18 SM2320 B)	<5.0		5.0	5.0	mg/L			03/06/23 15:35	1

Method: EPA Field Sampling - Field Sampling

Analyte	Result	Qualifier	RL	MDL	Unit	D	Prepared	Analyzed	Dil Fac
pH	6.36				SU			02/28/23 09:15	1

Client Sample ID: SCH-GWC-19

Lab Sample ID: 680-231325-7

Date Collected: 02/28/23 10:35

Matrix: Water

Date Received: 03/02/23 10:00

Method: EPA 300.0 R2.1 - Anions, Ion Chromatography

Analyte	Result	Qualifier	RL	MDL	Unit	D	Prepared	Analyzed	Dil Fac
Chloride	2.6		1.0	0.71	mg/L			03/05/23 07:53	1
Fluoride	0.079	J	0.10	0.026	mg/L			03/05/23 07:53	1
Sulfate	1.2		1.0	0.76	mg/L			03/05/23 07:53	1

Method: SW846 EPA 6020B - Metals (ICP/MS) - Total Recoverable

Analyte	Result	Qualifier	RL	MDL	Unit	D	Prepared	Analyzed	Dil Fac
Antimony	<0.00097		0.0020	0.00097	mg/L		03/09/23 09:10	03/22/23 19:25	1
Arsenic	<0.00028		0.0010	0.00028	mg/L		03/09/23 09:10	03/22/23 19:25	1
Barium	0.031		0.010	0.0031	mg/L		03/09/23 09:10	03/22/23 19:25	1

Eurofins Savannah

Client Sample Results

Client: Southern Company
Project/Site: CCR - Plant Scherer Cell 1

Job ID: 680-231325-1

Client Sample ID: SCH-GWC-19

Lab Sample ID: 680-231325-7

Date Collected: 02/28/23 10:35

Matrix: Water

Date Received: 03/02/23 10:00

Method: SW846 EPA 6020B - Metals (ICP/MS) - Total Recoverable (Continued)

Analyte	Result	Qualifier	RL	MDL	Unit	D	Prepared	Analyzed	Dil Fac
Beryllium	<0.00027		0.0025	0.00027	mg/L		03/09/23 09:10	03/22/23 19:25	1
Boron	<0.060		0.080	0.060	mg/L		03/09/23 09:10	04/06/23 14:17	1
Cadmium	<0.00022		0.0025	0.00022	mg/L		03/09/23 09:10	03/22/23 19:25	1
Calcium	18		0.50	0.13	mg/L		03/09/23 09:10	03/22/23 19:25	1
Chromium	0.014		0.0020	0.0015	mg/L		03/09/23 09:10	03/22/23 19:25	1
Cobalt	<0.00026		0.0025	0.00026	mg/L		03/09/23 09:10	03/22/23 19:25	1
Copper	<0.0011		0.0020	0.0011	mg/L		03/09/23 09:10	03/22/23 19:25	1
Lead	<0.00038		0.0010	0.00038	mg/L		03/09/23 09:10	03/22/23 19:25	1
Magnesium	8.7		0.50	0.050	mg/L		03/09/23 09:10	03/22/23 19:25	1
Nickel	0.0016		0.0010	0.00052	mg/L		03/09/23 09:10	03/22/23 19:25	1
Potassium	1.3		0.50	0.16	mg/L		03/09/23 09:10	03/22/23 19:25	1
Selenium	<0.00074		0.0050	0.00074	mg/L		03/09/23 09:10	03/22/23 19:25	1
Silver	<0.00022		0.0010	0.00022	mg/L		03/09/23 09:10	03/22/23 19:25	1
Sodium	9.3		0.50	0.18	mg/L		03/09/23 09:10	03/22/23 19:25	1
Thallium	<0.00047		0.0010	0.00047	mg/L		03/09/23 09:10	03/22/23 19:25	1
Vanadium	0.0078		0.0010	0.00078	mg/L		03/09/23 09:10	03/22/23 19:25	1
Zinc	<0.0060		0.015	0.0060	mg/L		03/09/23 09:10	03/22/23 19:25	1

Method: SW846 EPA 7470A - Mercury (CVAA)

Analyte	Result	Qualifier	RL	MDL	Unit	D	Prepared	Analyzed	Dil Fac
Mercury	<0.00013		0.00020	0.00013	mg/L		03/08/23 14:59	03/13/23 10:49	1

General Chemistry

Analyte	Result	Qualifier	RL	MDL	Unit	D	Prepared	Analyzed	Dil Fac
Total Dissolved Solids (SM 2540C)	130		10	10	mg/L			03/06/23 17:37	1
Total Alkalinity as CaCO3 to pH 4.5 (SM18 SM2320 B)	100		5.0	5.0	mg/L			03/06/23 15:40	1
Bicarbonate Alkalinity as CaCO3 (SM18 SM2320 B)	100		5.0	5.0	mg/L			03/06/23 15:40	1
Carbonate Alkalinity as CaCO3 (SM18 SM2320 B)	<5.0		5.0	5.0	mg/L			03/06/23 15:40	1

Method: EPA Field Sampling - Field Sampling

Analyte	Result	Qualifier	RL	MDL	Unit	D	Prepared	Analyzed	Dil Fac
pH	6.29				SU			02/28/23 10:35	1

Client Sample ID: SCH-GWC-20

Lab Sample ID: 680-231325-8

Date Collected: 02/28/23 12:00

Matrix: Water

Date Received: 03/02/23 10:00

Method: EPA 300.0 R2.1 - Anions, Ion Chromatography

Analyte	Result	Qualifier	RL	MDL	Unit	D	Prepared	Analyzed	Dil Fac
Chloride	2.2		1.0	0.71	mg/L			03/05/23 08:11	1
Fluoride	0.089	J	0.10	0.026	mg/L			03/05/23 08:11	1
Sulfate	1.3		1.0	0.76	mg/L			03/05/23 08:11	1

Method: SW846 EPA 6020B - Metals (ICP/MS) - Total Recoverable

Analyte	Result	Qualifier	RL	MDL	Unit	D	Prepared	Analyzed	Dil Fac
Antimony	<0.00097		0.0020	0.00097	mg/L		03/09/23 09:10	03/22/23 19:29	1
Arsenic	<0.00028		0.0010	0.00028	mg/L		03/09/23 09:10	03/22/23 19:29	1
Barium	0.032		0.010	0.0031	mg/L		03/09/23 09:10	03/22/23 19:29	1
Beryllium	<0.00027		0.0025	0.00027	mg/L		03/09/23 09:10	03/22/23 19:29	1

Eurofins Savannah

Client Sample Results

Client: Southern Company
Project/Site: CCR - Plant Scherer Cell 1

Job ID: 680-231325-1

Client Sample ID: SCH-GWC-20

Lab Sample ID: 680-231325-8

Date Collected: 02/28/23 12:00

Matrix: Water

Date Received: 03/02/23 10:00

Method: SW846 EPA 6020B - Metals (ICP/MS) - Total Recoverable (Continued)

Analyte	Result	Qualifier	RL	MDL	Unit	D	Prepared	Analyzed	Dil Fac
Boron	<0.060		0.080	0.060	mg/L		03/09/23 09:10	04/06/23 14:20	1
Cadmium	<0.00022		0.0025	0.00022	mg/L		03/09/23 09:10	03/22/23 19:29	1
Calcium	16		0.50	0.13	mg/L		03/09/23 09:10	03/22/23 19:29	1
Chromium	0.0090		0.0020	0.0015	mg/L		03/09/23 09:10	03/22/23 19:29	1
Cobalt	<0.00026		0.0025	0.00026	mg/L		03/09/23 09:10	03/22/23 19:29	1
Copper	<0.0011		0.0020	0.0011	mg/L		03/09/23 09:10	03/22/23 19:29	1
Lead	<0.00038		0.0010	0.00038	mg/L		03/09/23 09:10	03/22/23 19:29	1
Magnesium	6.7		0.50	0.050	mg/L		03/09/23 09:10	03/22/23 19:29	1
Nickel	<0.00052		0.0010	0.00052	mg/L		03/09/23 09:10	03/22/23 19:29	1
Potassium	1.1		0.50	0.16	mg/L		03/09/23 09:10	03/22/23 19:29	1
Selenium	<0.00074		0.0050	0.00074	mg/L		03/09/23 09:10	03/22/23 19:29	1
Silver	<0.00022		0.0010	0.00022	mg/L		03/09/23 09:10	03/22/23 19:29	1
Sodium	7.0		0.50	0.18	mg/L		03/09/23 09:10	03/22/23 19:29	1
Thallium	<0.00047		0.0010	0.00047	mg/L		03/09/23 09:10	03/22/23 19:29	1
Vanadium	0.019		0.0010	0.00078	mg/L		03/09/23 09:10	03/22/23 19:29	1
Zinc	<0.0060		0.015	0.0060	mg/L		03/09/23 09:10	03/22/23 19:29	1

Method: SW846 EPA 7470A - Mercury (CVAA)

Analyte	Result	Qualifier	RL	MDL	Unit	D	Prepared	Analyzed	Dil Fac
Mercury	<0.00013		0.00020	0.00013	mg/L		03/08/23 14:59	03/13/23 10:54	1

General Chemistry

Analyte	Result	Qualifier	RL	MDL	Unit	D	Prepared	Analyzed	Dil Fac
Total Dissolved Solids (SM 2540C)	120		10	10	mg/L			03/06/23 17:37	1
Total Alkalinity as CaCO3 to pH 4.5 (SM18 SM2320 B)	87		5.0	5.0	mg/L			03/06/23 15:45	1
Bicarbonate Alkalinity as CaCO3 (SM18 SM2320 B)	87		5.0	5.0	mg/L			03/06/23 15:45	1
Carbonate Alkalinity as CaCO3 (SM18 SM2320 B)	<5.0		5.0	5.0	mg/L			03/06/23 15:45	1

Method: EPA Field Sampling - Field Sampling

Analyte	Result	Qualifier	RL	MDL	Unit	D	Prepared	Analyzed	Dil Fac
pH	6.53				SU			02/28/23 12:00	1

Client Sample ID: SCH-CELL1-FD-4

Lab Sample ID: 680-231325-9

Date Collected: 02/28/23 00:00

Matrix: Water

Date Received: 03/02/23 10:00

Method: EPA 300.0 R2.1 - Anions, Ion Chromatography

Analyte	Result	Qualifier	RL	MDL	Unit	D	Prepared	Analyzed	Dil Fac
Chloride	3.1		1.0	0.71	mg/L			03/05/23 08:30	1
Fluoride	0.076	J	0.10	0.026	mg/L			03/05/23 08:30	1
Sulfate	4.6		1.0	0.76	mg/L			03/05/23 08:30	1

Method: SW846 EPA 6020B - Metals (ICP/MS) - Total Recoverable

Analyte	Result	Qualifier	RL	MDL	Unit	D	Prepared	Analyzed	Dil Fac
Antimony	<0.00097		0.0020	0.00097	mg/L		03/09/23 09:10	03/22/23 19:32	1
Arsenic	<0.00028		0.0010	0.00028	mg/L		03/09/23 09:10	03/22/23 19:32	1
Barium	0.011		0.010	0.0031	mg/L		03/09/23 09:10	03/22/23 19:32	1
Beryllium	<0.00027		0.0025	0.00027	mg/L		03/09/23 09:10	03/22/23 19:32	1
Boron	<0.060		0.080	0.060	mg/L		03/09/23 09:10	04/06/23 14:24	1

Eurofins Savannah

Client Sample Results

Client: Southern Company
 Project/Site: CCR - Plant Scherer Cell 1

Job ID: 680-231325-1

Client Sample ID: SCH-CELL1-FD-4

Lab Sample ID: 680-231325-9

Date Collected: 02/28/23 00:00

Matrix: Water

Date Received: 03/02/23 10:00

Method: SW846 EPA 6020B - Metals (ICP/MS) - Total Recoverable (Continued)

Analyte	Result	Qualifier	RL	MDL	Unit	D	Prepared	Analyzed	Dil Fac
Cadmium	<0.00022		0.0025	0.00022	mg/L		03/09/23 09:10	03/22/23 19:32	1
Calcium	6.1		0.50	0.13	mg/L		03/09/23 09:10	03/22/23 19:32	1
Chromium	0.010		0.0020	0.0015	mg/L		03/09/23 09:10	03/22/23 19:32	1
Cobalt	<0.00026		0.0025	0.00026	mg/L		03/09/23 09:10	03/22/23 19:32	1
Copper	<0.0011		0.0020	0.0011	mg/L		03/09/23 09:10	03/22/23 19:32	1
Lead	<0.00038		0.0010	0.00038	mg/L		03/09/23 09:10	03/22/23 19:32	1
Magnesium	3.2		0.50	0.050	mg/L		03/09/23 09:10	03/22/23 19:32	1
Nickel	0.0010		0.0010	0.00052	mg/L		03/09/23 09:10	03/22/23 19:32	1
Potassium	0.66		0.50	0.16	mg/L		03/09/23 09:10	03/22/23 19:32	1
Selenium	<0.00074		0.0050	0.00074	mg/L		03/09/23 09:10	03/22/23 19:32	1
Silver	<0.00022		0.0010	0.00022	mg/L		03/09/23 09:10	03/22/23 19:32	1
Sodium	4.7		0.50	0.18	mg/L		03/09/23 09:10	03/22/23 19:32	1
Thallium	<0.00047		0.0010	0.00047	mg/L		03/09/23 09:10	03/22/23 19:32	1
Vanadium	0.0067		0.0010	0.00078	mg/L		03/09/23 09:10	03/22/23 19:32	1
Zinc	<0.0060		0.015	0.0060	mg/L		03/09/23 09:10	03/22/23 19:32	1

Method: SW846 EPA 7470A - Mercury (CVAA)

Analyte	Result	Qualifier	RL	MDL	Unit	D	Prepared	Analyzed	Dil Fac
Mercury	<0.00013		0.00020	0.00013	mg/L		03/08/23 14:59	03/13/23 10:52	1

General Chemistry

Analyte	Result	Qualifier	RL	MDL	Unit	D	Prepared	Analyzed	Dil Fac
Total Dissolved Solids (SM 2540C)	87		10	10	mg/L			03/06/23 17:37	1
Total Alkalinity as CaCO3 to pH 4.5 (SM18 SM2320 B)	34		5.0	5.0	mg/L			03/06/23 15:59	1
Bicarbonate Alkalinity as CaCO3 (SM18 SM2320 B)	34		5.0	5.0	mg/L			03/06/23 15:59	1
Carbonate Alkalinity as CaCO3 (SM18 SM2320 B)	<5.0		5.0	5.0	mg/L			03/06/23 15:59	1

Method: EPA Field Sampling - Field Sampling

Analyte	Result	Qualifier	RL	MDL	Unit	D	Prepared	Analyzed	Dil Fac
pH	6.00				SU			02/28/23 00:00	1

QC Sample Results

Client: Southern Company
Project/Site: CCR - Plant Scherer Cell 1

Job ID: 680-231325-1

Method: EPA 300.0 R2.1 - Anions, Ion Chromatography

Lab Sample ID: MB 180-428116/36
Matrix: Water
Analysis Batch: 428116

Client Sample ID: Method Blank
Prep Type: Total/NA

Analyte	MB Result	MB Qualifier	RL	MDL	Unit	D	Prepared	Analyzed	Dil Fac
Chloride	<0.71		1.0	0.71	mg/L			03/04/23 22:39	1
Fluoride	<0.026		0.10	0.026	mg/L			03/04/23 22:39	1
Sulfate	<0.76		1.0	0.76	mg/L			03/04/23 22:39	1

Lab Sample ID: MB 180-428116/69
Matrix: Water
Analysis Batch: 428116

Client Sample ID: Method Blank
Prep Type: Total/NA

Analyte	MB Result	MB Qualifier	RL	MDL	Unit	D	Prepared	Analyzed	Dil Fac
Chloride	<0.71		1.0	0.71	mg/L			03/05/23 08:48	1
Fluoride	<0.026		0.10	0.026	mg/L			03/05/23 08:48	1
Sulfate	<0.76		1.0	0.76	mg/L			03/05/23 08:48	1

Lab Sample ID: LCS 180-428116/37
Matrix: Water
Analysis Batch: 428116

Client Sample ID: Lab Control Sample
Prep Type: Total/NA

Analyte	Spike Added	LCS Result	LCS Qualifier	Unit	D	%Rec	%Rec Limits
Chloride	50.0	49.9		mg/L		100	90 - 110
Fluoride	2.50	2.75		mg/L		110	90 - 110
Sulfate	50.0	52.4		mg/L		105	90 - 110

Lab Sample ID: LCS 180-428116/70
Matrix: Water
Analysis Batch: 428116

Client Sample ID: Lab Control Sample
Prep Type: Total/NA

Analyte	Spike Added	LCS Result	LCS Qualifier	Unit	D	%Rec	%Rec Limits
Chloride	50.0	50.5		mg/L		101	90 - 110
Fluoride	2.50	2.74		mg/L		110	90 - 110
Sulfate	50.0	53.1		mg/L		106	90 - 110

Lab Sample ID: 680-231325-1 MS
Matrix: Water
Analysis Batch: 428116

Client Sample ID: SCH-GWC-3
Prep Type: Total/NA

Analyte	Sample Result	Sample Qualifier	Spike Added	MS Result	MS Qualifier	Unit	D	%Rec	%Rec Limits
Chloride	3.1		50.0	52.5		mg/L		99	90 - 110
Fluoride	0.080	J F1	2.50	2.86	F1	mg/L		111	90 - 110
Sulfate	4.7		50.0	56.8		mg/L		104	90 - 110

Lab Sample ID: 680-231325-1 MSD
Matrix: Water
Analysis Batch: 428116

Client Sample ID: SCH-GWC-3
Prep Type: Total/NA

Analyte	Sample Result	Sample Qualifier	Spike Added	MSD Result	MSD Qualifier	Unit	D	%Rec	%Rec Limits	RPD	RPD Limit
Chloride	3.1		50.0	52.7		mg/L		99	90 - 110	0	20
Fluoride	0.080	J F1	2.50	2.88	F1	mg/L		112	90 - 110	1	20
Sulfate	4.7		50.0	56.5		mg/L		104	90 - 110	1	20

Eurofins Savannah

QC Sample Results

Client: Southern Company
Project/Site: CCR - Plant Scherer Cell 1

Job ID: 680-231325-1

Method: EPA 6020B - Metals (ICP/MS)

Lab Sample ID: MB 180-428646/1-A
Matrix: Water
Analysis Batch: 430208

Client Sample ID: Method Blank
Prep Type: Total Recoverable
Prep Batch: 428646

Analyte	MB	MB	RL	MDL	Unit	D	Prepared	Analyzed	Dil Fac
	Result	Qualifier							
Antimony	<0.00097		0.0020	0.00097	mg/L		03/09/23 09:10	03/22/23 17:37	1
Arsenic	<0.00028		0.0010	0.00028	mg/L		03/09/23 09:10	03/22/23 17:37	1
Barium	<0.0031		0.010	0.0031	mg/L		03/09/23 09:10	03/22/23 17:37	1
Beryllium	<0.00027		0.0025	0.00027	mg/L		03/09/23 09:10	03/22/23 17:37	1
Cadmium	<0.00022		0.0025	0.00022	mg/L		03/09/23 09:10	03/22/23 17:37	1
Calcium	<0.13		0.50	0.13	mg/L		03/09/23 09:10	03/22/23 17:37	1
Chromium	<0.0015		0.0020	0.0015	mg/L		03/09/23 09:10	03/22/23 17:37	1
Cobalt	<0.00026		0.0025	0.00026	mg/L		03/09/23 09:10	03/22/23 17:37	1
Copper	<0.0011		0.0020	0.0011	mg/L		03/09/23 09:10	03/22/23 17:37	1
Lead	<0.00038		0.0010	0.00038	mg/L		03/09/23 09:10	03/22/23 17:37	1
Magnesium	<0.050		0.50	0.050	mg/L		03/09/23 09:10	03/22/23 17:37	1
Nickel	<0.00052		0.0010	0.00052	mg/L		03/09/23 09:10	03/22/23 17:37	1
Potassium	<0.16		0.50	0.16	mg/L		03/09/23 09:10	03/22/23 17:37	1
Selenium	<0.00074		0.0050	0.00074	mg/L		03/09/23 09:10	03/22/23 17:37	1
Silver	<0.00022		0.0010	0.00022	mg/L		03/09/23 09:10	03/22/23 17:37	1
Sodium	<0.18		0.50	0.18	mg/L		03/09/23 09:10	03/22/23 17:37	1
Thallium	<0.00047		0.0010	0.00047	mg/L		03/09/23 09:10	03/22/23 17:37	1
Vanadium	<0.00078		0.0010	0.00078	mg/L		03/09/23 09:10	03/22/23 17:37	1
Zinc	<0.0060		0.015	0.0060	mg/L		03/09/23 09:10	03/22/23 17:37	1

Lab Sample ID: MB 180-428646/1-A
Matrix: Water
Analysis Batch: 431647

Client Sample ID: Method Blank
Prep Type: Total Recoverable
Prep Batch: 428646

Analyte	MB	MB	RL	MDL	Unit	D	Prepared	Analyzed	Dil Fac
	Result	Qualifier							
Boron	<0.060		0.080	0.060	mg/L		03/09/23 09:10	04/06/23 09:29	1

Lab Sample ID: LCS 180-428646/2-A
Matrix: Water
Analysis Batch: 430208

Client Sample ID: Lab Control Sample
Prep Type: Total Recoverable
Prep Batch: 428646

Analyte	Spike Added	LCS Result	LCS Qualifier	Unit	D	%Rec	%Rec Limits
Arsenic	1.00	1.01		mg/L		101	80 - 120
Barium	1.00	1.02		mg/L		102	80 - 120
Beryllium	0.500	0.482		mg/L		96	80 - 120
Cadmium	0.500	0.511		mg/L		102	80 - 120
Calcium	25.0	27.7		mg/L		111	80 - 120
Chromium	0.500	0.514		mg/L		103	80 - 120
Cobalt	0.500	0.497		mg/L		99	80 - 120
Copper	0.500	0.501		mg/L		100	80 - 120
Lead	0.500	0.512		mg/L		102	80 - 120
Magnesium	25.0	25.4		mg/L		102	80 - 120
Nickel	0.500	0.489		mg/L		98	80 - 120
Potassium	25.0	25.8		mg/L		103	80 - 120
Selenium	1.00	1.03		mg/L		103	80 - 120
Silver	0.250	0.247		mg/L		99	80 - 120
Sodium	25.0	25.7		mg/L		103	80 - 120
Thallium	1.00	1.07		mg/L		107	80 - 120

Eurofins Savannah

QC Sample Results

Client: Southern Company
Project/Site: CCR - Plant Scherer Cell 1

Job ID: 680-231325-1

Method: EPA 6020B - Metals (ICP/MS) (Continued)

Lab Sample ID: LCS 180-428646/2-A
Matrix: Water
Analysis Batch: 430208

Client Sample ID: Lab Control Sample
Prep Type: Total Recoverable
Prep Batch: 428646

Analyte	Spike Added	LCS Result	LCS Qualifier	Unit	D	%Rec	%Rec Limits
Vanadium	0.500	0.518		mg/L		104	80 - 120
Zinc	0.250	0.253		mg/L		101	80 - 120

Lab Sample ID: LCS 180-428646/2-A
Matrix: Water
Analysis Batch: 431647

Client Sample ID: Lab Control Sample
Prep Type: Total Recoverable
Prep Batch: 428646

Analyte	Spike Added	LCS Result	LCS Qualifier	Unit	D	%Rec	%Rec Limits
Boron	1.25	1.34		mg/L		107	80 - 120

Lab Sample ID: 680-231281-C-3-C MS
Matrix: Water
Analysis Batch: 430208

Client Sample ID: Matrix Spike
Prep Type: Total Recoverable
Prep Batch: 428646

Analyte	Sample Result	Sample Qualifier	Spike Added	MS Result	MS Qualifier	Unit	D	%Rec	%Rec Limits
Antimony	<0.00097		0.250	0.266		mg/L		107	75 - 125
Arsenic	<0.00028		1.00	0.995		mg/L		100	75 - 125
Barium	0.038		1.00	1.04		mg/L		100	75 - 125
Beryllium	<0.00027		0.500	0.474		mg/L		95	75 - 125
Cadmium	<0.00022		0.500	0.502		mg/L		100	75 - 125
Calcium	20		25.0	46.3		mg/L		106	75 - 125
Chromium	<0.0015		0.500	0.500		mg/L		100	75 - 125
Cobalt	0.010		0.500	0.501		mg/L		98	75 - 125
Copper	<0.0011		0.500	0.486		mg/L		97	75 - 125
Lead	<0.00038		0.500	0.500		mg/L		100	75 - 125
Magnesium	11		25.0	36.0		mg/L		99	75 - 125
Nickel	0.0073		0.500	0.488		mg/L		96	75 - 125
Potassium	1.7		25.0	26.9		mg/L		101	75 - 125
Selenium	<0.00074		1.00	0.997		mg/L		100	75 - 125
Silver	<0.00022		0.250	0.240		mg/L		96	75 - 125
Sodium	55		25.0	78.7		mg/L		93	75 - 125
Thallium	<0.00047		1.00	1.04		mg/L		104	75 - 125
Vanadium	<0.00078		0.500	0.507		mg/L		101	75 - 125
Zinc	0.016		0.250	0.262		mg/L		98	75 - 125

Lab Sample ID: 680-231281-C-3-C MS
Matrix: Water
Analysis Batch: 431647

Client Sample ID: Matrix Spike
Prep Type: Total Recoverable
Prep Batch: 428646

Analyte	Sample Result	Sample Qualifier	Spike Added	MS Result	MS Qualifier	Unit	D	%Rec	%Rec Limits
Boron	1.1		1.25	2.42		mg/L		108	75 - 125

Lab Sample ID: 680-231281-C-3-D MSD
Matrix: Water
Analysis Batch: 430208

Client Sample ID: Matrix Spike Duplicate
Prep Type: Total Recoverable
Prep Batch: 428646

Analyte	Sample Result	Sample Qualifier	Spike Added	MSD Result	MSD Qualifier	Unit	D	%Rec	%Rec Limits	RPD	Limit
Antimony	<0.00097		0.250	0.269		mg/L		108	75 - 125	1	20
Arsenic	<0.00028		1.00	1.01		mg/L		101	75 - 125	1	20
Barium	0.038		1.00	1.05		mg/L		101	75 - 125	2	20

Eurofins Savannah

QC Sample Results

Client: Southern Company
Project/Site: CCR - Plant Scherer Cell 1

Job ID: 680-231325-1

Method: EPA 6020B - Metals (ICP/MS) (Continued)

Lab Sample ID: 680-231281-C-3-D MSD
Matrix: Water
Analysis Batch: 430208

Client Sample ID: Matrix Spike Duplicate
Prep Type: Total Recoverable
Prep Batch: 428646

Analyte	Sample Result	Sample Qualifier	Spike Added	MSD Result	MSD Qualifier	Unit	D	%Rec	%Rec Limits	RPD	RPD Limit
Beryllium	<0.00027		0.500	0.479		mg/L		96	75 - 125	1	20
Cadmium	<0.00022		0.500	0.511		mg/L		102	75 - 125	2	20
Calcium	20		25.0	46.5		mg/L		107	75 - 125	1	20
Chromium	<0.0015		0.500	0.514		mg/L		103	75 - 125	3	20
Cobalt	0.010		0.500	0.508		mg/L		100	75 - 125	1	20
Copper	<0.0011		0.500	0.495		mg/L		99	75 - 125	2	20
Lead	<0.00038		0.500	0.506		mg/L		101	75 - 125	1	20
Magnesium	11		25.0	36.4		mg/L		101	75 - 125	1	20
Nickel	0.0073		0.500	0.498		mg/L		98	75 - 125	2	20
Potassium	1.7		25.0	27.5		mg/L		103	75 - 125	2	20
Selenium	<0.00074		1.00	1.02		mg/L		102	75 - 125	2	20
Silver	<0.00022		0.250	0.248		mg/L		99	75 - 125	3	20
Sodium	55		25.0	78.3		mg/L		92	75 - 125	1	20
Thallium	<0.00047		1.00	1.07		mg/L		107	75 - 125	3	20
Vanadium	<0.00078		0.500	0.518		mg/L		104	75 - 125	2	20
Zinc	0.016		0.250	0.268		mg/L		101	75 - 125	2	20

Lab Sample ID: 680-231281-C-3-D MSD
Matrix: Water
Analysis Batch: 431647

Client Sample ID: Matrix Spike Duplicate
Prep Type: Total Recoverable
Prep Batch: 428646

Analyte	Sample Result	Sample Qualifier	Spike Added	MSD Result	MSD Qualifier	Unit	D	%Rec	%Rec Limits	RPD	RPD Limit
Boron	1.1		1.25	2.60		mg/L		122	75 - 125	7	20

Method: EPA 7470A - Mercury (CVAA)

Lab Sample ID: MB 180-428562/1-A
Matrix: Water
Analysis Batch: 428715

Client Sample ID: Method Blank
Prep Type: Total/NA
Prep Batch: 428562

Analyte	MB Result	MB Qualifier	RL	MDL	Unit	D	Prepared	Analyzed	Dil Fac
Mercury	<0.00013		0.00020	0.00013	mg/L		03/08/23 14:55	03/09/23 14:31	1

Lab Sample ID: LCS 180-428562/2-A
Matrix: Water
Analysis Batch: 428715

Client Sample ID: Lab Control Sample
Prep Type: Total/NA
Prep Batch: 428562

Analyte	Spike Added	LCS Result	LCS Qualifier	Unit	D	%Rec	%Rec Limits
Mercury	0.00250	0.00242		mg/L		97	80 - 120

Lab Sample ID: 680-231213-C-16-B MS
Matrix: Water
Analysis Batch: 428715

Client Sample ID: Matrix Spike
Prep Type: Total/NA
Prep Batch: 428562

Analyte	Sample Result	Sample Qualifier	Spike Added	MS Result	MS Qualifier	Unit	D	%Rec	%Rec Limits
Mercury	<0.00013		0.00100	0.000899		mg/L		90	75 - 125

Eurofins Savannah

QC Sample Results

Client: Southern Company
Project/Site: CCR - Plant Scherer Cell 1

Job ID: 680-231325-1

Method: EPA 7470A - Mercury (CVAA) (Continued)

Lab Sample ID: 680-231213-C-16-C MSD
Matrix: Water
Analysis Batch: 428715

Client Sample ID: Matrix Spike Duplicate
Prep Type: Total/NA
Prep Batch: 428562

Analyte	Sample Result	Sample Qualifier	Spike Added	MSD Result	MSD Qualifier	Unit	D	%Rec	%Rec Limits	RPD	RPD Limit
Mercury	<0.00013		0.00100	0.000944		mg/L		94	75 - 125	5	20

Lab Sample ID: MB 180-428563/1-A
Matrix: Water
Analysis Batch: 429008

Client Sample ID: Method Blank
Prep Type: Total/NA
Prep Batch: 428563

Analyte	MB Result	MB Qualifier	RL	MDL	Unit	D	Prepared	Analyzed	Dil Fac
Mercury	<0.00013		0.00020	0.00013	mg/L		03/08/23 14:59	03/13/23 12:30	1

Lab Sample ID: LCS 180-428563/2-A
Matrix: Water
Analysis Batch: 429008

Client Sample ID: Lab Control Sample
Prep Type: Total/NA
Prep Batch: 428563

Analyte	Spike Added	LCS Result	LCS Qualifier	Unit	D	%Rec	%Rec Limits
Mercury	0.00250	0.00260		mg/L		104	80 - 120

Lab Sample ID: 680-231325-7 MS
Matrix: Water
Analysis Batch: 429008

Client Sample ID: SCH-GWC-19
Prep Type: Total/NA
Prep Batch: 428563

Analyte	Sample Result	Sample Qualifier	Spike Added	MS Result	MS Qualifier	Unit	D	%Rec	%Rec Limits
Mercury	<0.00013		0.00100	0.000990		mg/L		99	75 - 125

Lab Sample ID: 680-231325-7 MSD
Matrix: Water
Analysis Batch: 429008

Client Sample ID: SCH-GWC-19
Prep Type: Total/NA
Prep Batch: 428563

Analyte	Sample Result	Sample Qualifier	Spike Added	MSD Result	MSD Qualifier	Unit	D	%Rec	%Rec Limits	RPD	RPD Limit
Mercury	<0.00013		0.00100	0.000996		mg/L		100	75 - 125	1	20

Method: SM 2540C - Solids, Total Dissolved (TDS)

Lab Sample ID: MB 180-428293/1
Matrix: Water
Analysis Batch: 428293

Client Sample ID: Method Blank
Prep Type: Total/NA

Analyte	MB Result	MB Qualifier	RL	MDL	Unit	D	Prepared	Analyzed	Dil Fac
Total Dissolved Solids	<10		10	10	mg/L			03/06/23 17:37	1

Lab Sample ID: LCS 180-428293/2
Matrix: Water
Analysis Batch: 428293

Client Sample ID: Lab Control Sample
Prep Type: Total/NA

Analyte	Spike Added	LCS Result	LCS Qualifier	Unit	D	%Rec	%Rec Limits
Total Dissolved Solids	665	642		mg/L		97	85 - 115

Eurofins Savannah

QC Sample Results

Client: Southern Company
Project/Site: CCR - Plant Scherer Cell 1

Job ID: 680-231325-1

Method: SM 2540C - Solids, Total Dissolved (TDS) (Continued)

Lab Sample ID: 180-152903-D-2 DU
Matrix: Water
Analysis Batch: 428293

Client Sample ID: Duplicate
Prep Type: Total/NA

Analyte	Sample Result	Sample Qualifier	DU Result	DU Qualifier	Unit	D	RPD	RPD Limit
Total Dissolved Solids	<10		<10		mg/L		NC	10

Lab Sample ID: 680-231325-2 DU
Matrix: Water
Analysis Batch: 428293

Client Sample ID: SCH-GWC-5
Prep Type: Total/NA

Analyte	Sample Result	Sample Qualifier	DU Result	DU Qualifier	Unit	D	RPD	RPD Limit
Total Dissolved Solids	240		244		mg/L		0	10

Lab Sample ID: MB 180-428297/1
Matrix: Water
Analysis Batch: 428297

Client Sample ID: Method Blank
Prep Type: Total/NA

Analyte	MB Result	MB Qualifier	RL	MDL	Unit	D	Prepared	Analyzed	Dil Fac
Total Dissolved Solids	<10		10	10	mg/L			03/06/23 18:28	1

Lab Sample ID: LCS 180-428297/2
Matrix: Water
Analysis Batch: 428297

Client Sample ID: Lab Control Sample
Prep Type: Total/NA

Analyte	Spike Added	LCS Result	LCS Qualifier	Unit	D	%Rec	%Rec Limits
Total Dissolved Solids	665	634		mg/L		95	85 - 115

Lab Sample ID: 680-231281-D-3 DU
Matrix: Water
Analysis Batch: 428297

Client Sample ID: Duplicate
Prep Type: Total/NA

Analyte	Sample Result	Sample Qualifier	DU Result	DU Qualifier	Unit	D	RPD	RPD Limit
Total Dissolved Solids	290		288		mg/L		NC	10

Method: SM2320 B - Alkalinity, Total

Lab Sample ID: MB 180-428325/29
Matrix: Water
Analysis Batch: 428325

Client Sample ID: Method Blank
Prep Type: Total/NA

Analyte	MB Result	MB Qualifier	RL	MDL	Unit	D	Prepared	Analyzed	Dil Fac
Total Alkalinity as CaCO3 to pH 4.5	<5.0		5.0	5.0	mg/L			03/06/23 15:13	1
Bicarbonate Alkalinity as CaCO3	<5.0		5.0	5.0	mg/L			03/06/23 15:13	1
Carbonate Alkalinity as CaCO3	<5.0		5.0	5.0	mg/L			03/06/23 15:13	1

Lab Sample ID: MB 180-428325/5
Matrix: Water
Analysis Batch: 428325

Client Sample ID: Method Blank
Prep Type: Total/NA

Analyte	MB Result	MB Qualifier	RL	MDL	Unit	D	Prepared	Analyzed	Dil Fac
Total Alkalinity as CaCO3 to pH 4.5	<5.0		5.0	5.0	mg/L			03/06/23 13:24	1
Bicarbonate Alkalinity as CaCO3	<5.0		5.0	5.0	mg/L			03/06/23 13:24	1
Carbonate Alkalinity as CaCO3	<5.0		5.0	5.0	mg/L			03/06/23 13:24	1

Eurofins Savannah

QC Sample Results

Client: Southern Company
Project/Site: CCR - Plant Scherer Cell 1

Job ID: 680-231325-1

Method: SM2320 B - Alkalinity, Total (Continued)

Lab Sample ID: LCS 180-428325/28
Matrix: Water
Analysis Batch: 428325

Client Sample ID: Lab Control Sample
Prep Type: Total/NA

Analyte	Spike Added	LCS Result	LCS Qualifier	Unit	D	%Rec	%Rec Limits
Total Alkalinity as CaCO3 to pH 4.5	255	257		mg/L		101	90 - 110

Lab Sample ID: LCS 180-428325/4
Matrix: Water
Analysis Batch: 428325

Client Sample ID: Lab Control Sample
Prep Type: Total/NA

Analyte	Spike Added	LCS Result	LCS Qualifier	Unit	D	%Rec	%Rec Limits
Total Alkalinity as CaCO3 to pH 4.5	255	253		mg/L		99	90 - 110

Lab Sample ID: LLCS 180-428325/27
Matrix: Water
Analysis Batch: 428325

Client Sample ID: Lab Control Sample
Prep Type: Total/NA

Analyte	Spike Added	LLCS Result	LLCS Qualifier	Unit	D	%Rec	%Rec Limits
Total Alkalinity as CaCO3 to pH 4.5	15.3	15.1		mg/L		98	75 - 125

Lab Sample ID: LLCS 180-428325/3
Matrix: Water
Analysis Batch: 428325

Client Sample ID: Lab Control Sample
Prep Type: Total/NA

Analyte	Spike Added	LLCS Result	LLCS Qualifier	Unit	D	%Rec	%Rec Limits
Total Alkalinity as CaCO3 to pH 4.5	15.3	15.1		mg/L		98	75 - 125

Lab Sample ID: 680-231325-3 DU
Matrix: Water
Analysis Batch: 428325

Client Sample ID: SCH-GWA-15
Prep Type: Total/NA

Analyte	Sample Result	Sample Qualifier	DU Result	DU Qualifier	Unit	D	RPD	RPD Limit
Total Alkalinity as CaCO3 to pH 4.5	21		20.6		mg/L		1	20
Bicarbonate Alkalinity as CaCO3	21		20.6		mg/L		1	20
Carbonate Alkalinity as CaCO3	<5.0		<5.0		mg/L		NC	20

Lab Sample ID: 680-231325-9 DU
Matrix: Water
Analysis Batch: 428325

Client Sample ID: SCH-CELL1-FD-4
Prep Type: Total/NA

Analyte	Sample Result	Sample Qualifier	DU Result	DU Qualifier	Unit	D	RPD	RPD Limit
Total Alkalinity as CaCO3 to pH 4.5	34		34.3		mg/L		0.4	20
Bicarbonate Alkalinity as CaCO3	34		34.3		mg/L		0.4	20
Carbonate Alkalinity as CaCO3	<5.0		<5.0		mg/L		NC	20

QC Association Summary

Client: Southern Company
Project/Site: CCR - Plant Scherer Cell 1

Job ID: 680-231325-1

HPLC/IC

Analysis Batch: 428116

Lab Sample ID	Client Sample ID	Prep Type	Matrix	Method	Prep Batch
680-231325-1	SCH-GWC-3	Total/NA	Water	EPA 300.0 R2.1	
680-231325-2	SCH-GWC-5	Total/NA	Water	EPA 300.0 R2.1	
680-231325-3	SCH-GWA-15	Total/NA	Water	EPA 300.0 R2.1	
680-231325-4	SCH-GWA-16	Total/NA	Water	EPA 300.0 R2.1	
680-231325-5	SCH-GWA-17	Total/NA	Water	EPA 300.0 R2.1	
680-231325-6	SCH-GWC-18	Total/NA	Water	EPA 300.0 R2.1	
680-231325-7	SCH-GWC-19	Total/NA	Water	EPA 300.0 R2.1	
680-231325-8	SCH-GWC-20	Total/NA	Water	EPA 300.0 R2.1	
680-231325-9	SCH-CELL1-FD-4	Total/NA	Water	EPA 300.0 R2.1	
MB 180-428116/36	Method Blank	Total/NA	Water	EPA 300.0 R2.1	
MB 180-428116/69	Method Blank	Total/NA	Water	EPA 300.0 R2.1	
LCS 180-428116/37	Lab Control Sample	Total/NA	Water	EPA 300.0 R2.1	
LCS 180-428116/70	Lab Control Sample	Total/NA	Water	EPA 300.0 R2.1	
680-231325-1 MS	SCH-GWC-3	Total/NA	Water	EPA 300.0 R2.1	
680-231325-1 MSD	SCH-GWC-3	Total/NA	Water	EPA 300.0 R2.1	

Metals

Prep Batch: 428562

Lab Sample ID	Client Sample ID	Prep Type	Matrix	Method	Prep Batch
680-231325-1	SCH-GWC-3	Total/NA	Water	7470A	
680-231325-2	SCH-GWC-5	Total/NA	Water	7470A	
680-231325-3	SCH-GWA-15	Total/NA	Water	7470A	
680-231325-4	SCH-GWA-16	Total/NA	Water	7470A	
680-231325-5	SCH-GWA-17	Total/NA	Water	7470A	
680-231325-6	SCH-GWC-18	Total/NA	Water	7470A	
MB 180-428562/1-A	Method Blank	Total/NA	Water	7470A	
LCS 180-428562/2-A	Lab Control Sample	Total/NA	Water	7470A	
680-231213-C-16-B MS	Matrix Spike	Total/NA	Water	7470A	
680-231213-C-16-C MSD	Matrix Spike Duplicate	Total/NA	Water	7470A	

Prep Batch: 428563

Lab Sample ID	Client Sample ID	Prep Type	Matrix	Method	Prep Batch
680-231325-7	SCH-GWC-19	Total/NA	Water	7470A	
680-231325-8	SCH-GWC-20	Total/NA	Water	7470A	
680-231325-9	SCH-CELL1-FD-4	Total/NA	Water	7470A	
MB 180-428563/1-A	Method Blank	Total/NA	Water	7470A	
LCS 180-428563/2-A	Lab Control Sample	Total/NA	Water	7470A	
680-231325-7 MS	SCH-GWC-19	Total/NA	Water	7470A	
680-231325-7 MSD	SCH-GWC-19	Total/NA	Water	7470A	

Prep Batch: 428646

Lab Sample ID	Client Sample ID	Prep Type	Matrix	Method	Prep Batch
680-231325-1	SCH-GWC-3	Total Recoverable	Water	3005A	
680-231325-2	SCH-GWC-5	Total Recoverable	Water	3005A	
680-231325-3	SCH-GWA-15	Total Recoverable	Water	3005A	
680-231325-4	SCH-GWA-16	Total Recoverable	Water	3005A	
680-231325-5	SCH-GWA-17	Total Recoverable	Water	3005A	
680-231325-6	SCH-GWC-18	Total Recoverable	Water	3005A	
680-231325-7	SCH-GWC-19	Total Recoverable	Water	3005A	
680-231325-8	SCH-GWC-20	Total Recoverable	Water	3005A	

Euofins Savannah

QC Association Summary

Client: Southern Company
Project/Site: CCR - Plant Scherer Cell 1

Job ID: 680-231325-1

Metals (Continued)

Prep Batch: 428646 (Continued)

Lab Sample ID	Client Sample ID	Prep Type	Matrix	Method	Prep Batch
680-231325-9	SCH-CELL1-FD-4	Total Recoverable	Water	3005A	
MB 180-428646/1-A	Method Blank	Total Recoverable	Water	3005A	
LCS 180-428646/2-A	Lab Control Sample	Total Recoverable	Water	3005A	
680-231281-C-3-C MS	Matrix Spike	Total Recoverable	Water	3005A	
680-231281-C-3-D MSD	Matrix Spike Duplicate	Total Recoverable	Water	3005A	

Analysis Batch: 428715

Lab Sample ID	Client Sample ID	Prep Type	Matrix	Method	Prep Batch
680-231325-1	SCH-GWC-3	Total/NA	Water	EPA 7470A	428562
680-231325-2	SCH-GWC-5	Total/NA	Water	EPA 7470A	428562
680-231325-3	SCH-GWA-15	Total/NA	Water	EPA 7470A	428562
680-231325-4	SCH-GWA-16	Total/NA	Water	EPA 7470A	428562
680-231325-5	SCH-GWA-17	Total/NA	Water	EPA 7470A	428562
680-231325-6	SCH-GWC-18	Total/NA	Water	EPA 7470A	428562
MB 180-428562/1-A	Method Blank	Total/NA	Water	EPA 7470A	428562
LCS 180-428562/2-A	Lab Control Sample	Total/NA	Water	EPA 7470A	428562
680-231213-C-16-B MS	Matrix Spike	Total/NA	Water	EPA 7470A	428562
680-231213-C-16-C MSD	Matrix Spike Duplicate	Total/NA	Water	EPA 7470A	428562

Analysis Batch: 429008

Lab Sample ID	Client Sample ID	Prep Type	Matrix	Method	Prep Batch
680-231325-7	SCH-GWC-19	Total/NA	Water	EPA 7470A	428563
680-231325-8	SCH-GWC-20	Total/NA	Water	EPA 7470A	428563
680-231325-9	SCH-CELL1-FD-4	Total/NA	Water	EPA 7470A	428563
MB 180-428563/1-A	Method Blank	Total/NA	Water	EPA 7470A	428563
LCS 180-428563/2-A	Lab Control Sample	Total/NA	Water	EPA 7470A	428563
680-231325-7 MS	SCH-GWC-19	Total/NA	Water	EPA 7470A	428563
680-231325-7 MSD	SCH-GWC-19	Total/NA	Water	EPA 7470A	428563

Analysis Batch: 430208

Lab Sample ID	Client Sample ID	Prep Type	Matrix	Method	Prep Batch
680-231325-1	SCH-GWC-3	Total Recoverable	Water	EPA 6020B	428646
680-231325-2	SCH-GWC-5	Total Recoverable	Water	EPA 6020B	428646
680-231325-3	SCH-GWA-15	Total Recoverable	Water	EPA 6020B	428646
680-231325-4	SCH-GWA-16	Total Recoverable	Water	EPA 6020B	428646
680-231325-5	SCH-GWA-17	Total Recoverable	Water	EPA 6020B	428646
680-231325-6	SCH-GWC-18	Total Recoverable	Water	EPA 6020B	428646
680-231325-7	SCH-GWC-19	Total Recoverable	Water	EPA 6020B	428646
680-231325-8	SCH-GWC-20	Total Recoverable	Water	EPA 6020B	428646
680-231325-9	SCH-CELL1-FD-4	Total Recoverable	Water	EPA 6020B	428646
MB 180-428646/1-A	Method Blank	Total Recoverable	Water	EPA 6020B	428646
LCS 180-428646/2-A	Lab Control Sample	Total Recoverable	Water	EPA 6020B	428646
680-231281-C-3-C MS	Matrix Spike	Total Recoverable	Water	EPA 6020B	428646
680-231281-C-3-D MSD	Matrix Spike Duplicate	Total Recoverable	Water	EPA 6020B	428646

Analysis Batch: 431647

Lab Sample ID	Client Sample ID	Prep Type	Matrix	Method	Prep Batch
680-231325-1	SCH-GWC-3	Total Recoverable	Water	EPA 6020B	428646
680-231325-2	SCH-GWC-5	Total Recoverable	Water	EPA 6020B	428646
680-231325-3	SCH-GWA-15	Total Recoverable	Water	EPA 6020B	428646
680-231325-4	SCH-GWA-16	Total Recoverable	Water	EPA 6020B	428646

Eurofins Savannah

QC Association Summary

Client: Southern Company
Project/Site: CCR - Plant Scherer Cell 1

Job ID: 680-231325-1

Metals (Continued)

Analysis Batch: 431647 (Continued)

Lab Sample ID	Client Sample ID	Prep Type	Matrix	Method	Prep Batch
680-231325-5	SCH-GWA-17	Total Recoverable	Water	EPA 6020B	428646
680-231325-6	SCH-GWC-18	Total Recoverable	Water	EPA 6020B	428646
680-231325-7	SCH-GWC-19	Total Recoverable	Water	EPA 6020B	428646
680-231325-8	SCH-GWC-20	Total Recoverable	Water	EPA 6020B	428646
680-231325-9	SCH-CELL1-FD-4	Total Recoverable	Water	EPA 6020B	428646
MB 180-428646/1-A	Method Blank	Total Recoverable	Water	EPA 6020B	428646
LCS 180-428646/2-A	Lab Control Sample	Total Recoverable	Water	EPA 6020B	428646
680-231281-C-3-C MS	Matrix Spike	Total Recoverable	Water	EPA 6020B	428646
680-231281-C-3-D MSD	Matrix Spike Duplicate	Total Recoverable	Water	EPA 6020B	428646

General Chemistry

Analysis Batch: 428293

Lab Sample ID	Client Sample ID	Prep Type	Matrix	Method	Prep Batch
680-231325-1	SCH-GWC-3	Total/NA	Water	SM 2540C	
680-231325-2	SCH-GWC-5	Total/NA	Water	SM 2540C	
680-231325-6	SCH-GWC-18	Total/NA	Water	SM 2540C	
680-231325-7	SCH-GWC-19	Total/NA	Water	SM 2540C	
680-231325-8	SCH-GWC-20	Total/NA	Water	SM 2540C	
680-231325-9	SCH-CELL1-FD-4	Total/NA	Water	SM 2540C	
MB 180-428293/1	Method Blank	Total/NA	Water	SM 2540C	
LCS 180-428293/2	Lab Control Sample	Total/NA	Water	SM 2540C	
180-152903-D-2 DU	Duplicate	Total/NA	Water	SM 2540C	
680-231325-2 DU	SCH-GWC-5	Total/NA	Water	SM 2540C	

Analysis Batch: 428297

Lab Sample ID	Client Sample ID	Prep Type	Matrix	Method	Prep Batch
680-231325-3	SCH-GWA-15	Total/NA	Water	SM 2540C	
680-231325-4	SCH-GWA-16	Total/NA	Water	SM 2540C	
680-231325-5	SCH-GWA-17	Total/NA	Water	SM 2540C	
MB 180-428297/1	Method Blank	Total/NA	Water	SM 2540C	
LCS 180-428297/2	Lab Control Sample	Total/NA	Water	SM 2540C	
680-231281-D-3 DU	Duplicate	Total/NA	Water	SM 2540C	

Analysis Batch: 428325

Lab Sample ID	Client Sample ID	Prep Type	Matrix	Method	Prep Batch
680-231325-1	SCH-GWC-3	Total/NA	Water	SM2320 B	
680-231325-2	SCH-GWC-5	Total/NA	Water	SM2320 B	
680-231325-3	SCH-GWA-15	Total/NA	Water	SM2320 B	
680-231325-4	SCH-GWA-16	Total/NA	Water	SM2320 B	
680-231325-5	SCH-GWA-17	Total/NA	Water	SM2320 B	
680-231325-6	SCH-GWC-18	Total/NA	Water	SM2320 B	
680-231325-7	SCH-GWC-19	Total/NA	Water	SM2320 B	
680-231325-8	SCH-GWC-20	Total/NA	Water	SM2320 B	
680-231325-9	SCH-CELL1-FD-4	Total/NA	Water	SM2320 B	
MB 180-428325/29	Method Blank	Total/NA	Water	SM2320 B	
MB 180-428325/5	Method Blank	Total/NA	Water	SM2320 B	
LCS 180-428325/28	Lab Control Sample	Total/NA	Water	SM2320 B	
LCS 180-428325/4	Lab Control Sample	Total/NA	Water	SM2320 B	
LLCS 180-428325/27	Lab Control Sample	Total/NA	Water	SM2320 B	
LLCS 180-428325/3	Lab Control Sample	Total/NA	Water	SM2320 B	

Eurofins Savannah

QC Association Summary

Client: Southern Company
Project/Site: CCR - Plant Scherer Cell 1

Job ID: 680-231325-1

General Chemistry (Continued)

Analysis Batch: 428325 (Continued)

Lab Sample ID	Client Sample ID	Prep Type	Matrix	Method	Prep Batch
680-231325-3 DU	SCH-GWA-15	Total/NA	Water	SM2320 B	
680-231325-9 DU	SCH-CELL1-FD-4	Total/NA	Water	SM2320 B	

Field Service / Mobile Lab

Analysis Batch: 428291

Lab Sample ID	Client Sample ID	Prep Type	Matrix	Method	Prep Batch
680-231325-1	SCH-GWC-3	Total/NA	Water	Field Sampling	
680-231325-2	SCH-GWC-5	Total/NA	Water	Field Sampling	
680-231325-3	SCH-GWA-15	Total/NA	Water	Field Sampling	
680-231325-4	SCH-GWA-16	Total/NA	Water	Field Sampling	
680-231325-5	SCH-GWA-17	Total/NA	Water	Field Sampling	
680-231325-6	SCH-GWC-18	Total/NA	Water	Field Sampling	
680-231325-7	SCH-GWC-19	Total/NA	Water	Field Sampling	
680-231325-8	SCH-GWC-20	Total/NA	Water	Field Sampling	
680-231325-9	SCH-CELL1-FD-4	Total/NA	Water	Field Sampling	

Lab Chronicle

Client: Southern Company
 Project/Site: CCR - Plant Scherer Cell 1

Job ID: 680-231325-1

Client Sample ID: SCH-GWC-3
Date Collected: 02/28/23 10:40
Date Received: 03/02/23 10:00

Lab Sample ID: 680-231325-1
Matrix: Water

Prep Type	Batch Type	Batch Method	Run	Dil Factor	Initial Amount	Final Amount	Batch Number	Prepared or Analyzed	Analyst	Lab
Total/NA	Analysis	EPA 300.0 R2.1 Instrument ID: INTEGRION		1	1 mL	1 mL	428116	03/05/23 09:25	SNL	EET PIT
Total Recoverable	Prep	3005A			25 mL	25 mL	428646	03/09/23 09:10	HCY	EET PIT
Total Recoverable	Analysis	EPA 6020B Instrument ID: A		1			430208	03/22/23 18:55	RSK	EET PIT
Total Recoverable	Prep	3005A			25 mL	25 mL	428646	03/09/23 09:10	HCY	EET PIT
Total Recoverable	Analysis	EPA 6020B Instrument ID: A		1			431647	04/06/23 13:39	RSK	EET PIT
Total/NA	Prep	7470A			25 mL	25 mL	428562	03/08/23 14:55	RSR	EET PIT
Total/NA	Analysis	EPA 7470A Instrument ID: HGZ		1			428715	03/09/23 14:57	RJR	EET PIT
Total/NA	Analysis	SM 2540C Instrument ID: NOEQUIP		1	100 mL	100 mL	428293	03/06/23 17:37	LWM	EET PIT
Total/NA	Analysis	SM2320 B Instrument ID: PCTITRATOR		1			428325	03/06/23 14:44	MAM	EET PIT
Total/NA	Analysis	Field Sampling Instrument ID: NOEQUIP		1			428291	02/28/23 10:40	FDS	EET PIT

Client Sample ID: SCH-GWC-5
Date Collected: 02/28/23 12:40
Date Received: 03/02/23 10:00

Lab Sample ID: 680-231325-2
Matrix: Water

Prep Type	Batch Type	Batch Method	Run	Dil Factor	Initial Amount	Final Amount	Batch Number	Prepared or Analyzed	Analyst	Lab
Total/NA	Analysis	EPA 300.0 R2.1 Instrument ID: INTEGRION		1	1 mL	1 mL	428116	03/05/23 05:44	SNL	EET PIT
Total Recoverable	Prep	3005A			25 mL	25 mL	428646	03/09/23 09:10	HCY	EET PIT
Total Recoverable	Analysis	EPA 6020B Instrument ID: A		1			430208	03/22/23 18:59	RSK	EET PIT
Total Recoverable	Prep	3005A			25 mL	25 mL	428646	03/09/23 09:10	HCY	EET PIT
Total Recoverable	Analysis	EPA 6020B Instrument ID: A		1			431647	04/06/23 13:43	RSK	EET PIT
Total/NA	Prep	7470A			25 mL	25 mL	428562	03/08/23 14:55	RSR	EET PIT
Total/NA	Analysis	EPA 7470A Instrument ID: HGZ		1			428715	03/09/23 14:58	RJR	EET PIT
Total/NA	Analysis	SM 2540C Instrument ID: NOEQUIP		1	100 mL	100 mL	428293	03/06/23 17:37	LWM	EET PIT
Total/NA	Analysis	SM2320 B Instrument ID: PCTITRATOR		1			428325	03/06/23 14:49	MAM	EET PIT
Total/NA	Analysis	Field Sampling Instrument ID: NOEQUIP		1			428291	02/28/23 12:40	FDS	EET PIT

Lab Chronicle

Client: Southern Company
 Project/Site: CCR - Plant Scherer Cell 1

Job ID: 680-231325-1

Client Sample ID: SCH-GWA-15

Lab Sample ID: 680-231325-3

Date Collected: 02/28/23 10:39

Matrix: Water

Date Received: 03/02/23 10:00

Prep Type	Batch Type	Batch Method	Run	Dil Factor	Initial Amount	Final Amount	Batch Number	Prepared or Analyzed	Analyst	Lab
Total/NA	Analysis	EPA 300.0 R2.1 Instrument ID: INTEGRION		1	1 mL	1 mL	428116	03/05/23 06:02	SNL	EET PIT
Total Recoverable	Prep	3005A			25 mL	25 mL	428646	03/09/23 09:10	HCY	EET PIT
Total Recoverable	Analysis	EPA 6020B Instrument ID: A		1			430208	03/22/23 19:03	RSK	EET PIT
Total Recoverable	Prep	3005A			25 mL	25 mL	428646	03/09/23 09:10	HCY	EET PIT
Total Recoverable	Analysis	EPA 6020B Instrument ID: A		1			431647	04/06/23 13:47	RSK	EET PIT
Total/NA	Prep	7470A			25 mL	25 mL	428562	03/08/23 14:55	RSR	EET PIT
Total/NA	Analysis	EPA 7470A Instrument ID: HGZ		1			428715	03/09/23 14:59	RJR	EET PIT
Total/NA	Analysis	SM 2540C Instrument ID: NOEQUIP		1	100 mL	100 mL	428297	03/06/23 18:28	LWM	EET PIT
Total/NA	Analysis	SM2320 B Instrument ID: PCTITRATOR		1			428325	03/06/23 15:16	MAM	EET PIT
Total/NA	Analysis	Field Sampling Instrument ID: NOEQUIP		1			428291	02/28/23 10:39	FDS	EET PIT

Client Sample ID: SCH-GWA-16

Lab Sample ID: 680-231325-4

Date Collected: 02/28/23 11:35

Matrix: Water

Date Received: 03/02/23 10:00

Prep Type	Batch Type	Batch Method	Run	Dil Factor	Initial Amount	Final Amount	Batch Number	Prepared or Analyzed	Analyst	Lab
Total/NA	Analysis	EPA 300.0 R2.1 Instrument ID: INTEGRION		1	1 mL	1 mL	428116	03/05/23 06:21	SNL	EET PIT
Total Recoverable	Prep	3005A			25 mL	25 mL	428646	03/09/23 09:10	HCY	EET PIT
Total Recoverable	Analysis	EPA 6020B Instrument ID: A		1			430208	03/22/23 19:06	RSK	EET PIT
Total Recoverable	Prep	3005A			25 mL	25 mL	428646	03/09/23 09:10	HCY	EET PIT
Total Recoverable	Analysis	EPA 6020B Instrument ID: A		1			431647	04/06/23 13:51	RSK	EET PIT
Total/NA	Prep	7470A			25 mL	25 mL	428562	03/08/23 14:55	RSR	EET PIT
Total/NA	Analysis	EPA 7470A Instrument ID: HGZ		1			428715	03/09/23 15:01	RJR	EET PIT
Total/NA	Analysis	SM 2540C Instrument ID: NOEQUIP		1	100 mL	100 mL	428297	03/06/23 18:28	LWM	EET PIT
Total/NA	Analysis	SM2320 B Instrument ID: PCTITRATOR		1			428325	03/06/23 15:26	MAM	EET PIT
Total/NA	Analysis	Field Sampling Instrument ID: NOEQUIP		1			428291	02/28/23 11:35	FDS	EET PIT

Lab Chronicle

Client: Southern Company
Project/Site: CCR - Plant Scherer Cell 1

Job ID: 680-231325-1

Client Sample ID: SCH-GWA-17
Date Collected: 02/28/23 09:35
Date Received: 03/02/23 10:00

Lab Sample ID: 680-231325-5
Matrix: Water

Prep Type	Batch Type	Batch Method	Run	Dil Factor	Initial Amount	Final Amount	Batch Number	Prepared or Analyzed	Analyst	Lab
Total/NA	Analysis	EPA 300.0 R2.1 Instrument ID: INTEGRION		1	1 mL	1 mL	428116	03/05/23 06:39	SNL	EET PIT
Total Recoverable	Prep	3005A			25 mL	25 mL	428646	03/09/23 09:10	HCY	EET PIT
Total Recoverable	Analysis	EPA 6020B Instrument ID: A		1			430208	03/22/23 19:10	RSK	EET PIT
Total Recoverable	Prep	3005A			25 mL	25 mL	428646	03/09/23 09:10	HCY	EET PIT
Total Recoverable	Analysis	EPA 6020B Instrument ID: A		1			431647	04/06/23 14:09	RSK	EET PIT
Total/NA	Prep	7470A			25 mL	25 mL	428562	03/08/23 14:55	RSR	EET PIT
Total/NA	Analysis	EPA 7470A Instrument ID: HGZ		1			428715	03/09/23 15:02	RJR	EET PIT
Total/NA	Analysis	SM 2540C Instrument ID: NOEQUIP		1	100 mL	100 mL	428297	03/06/23 18:28	LWM	EET PIT
Total/NA	Analysis	SM2320 B Instrument ID: PCTITRATOR		1			428325	03/06/23 15:30	MAM	EET PIT
Total/NA	Analysis	Field Sampling Instrument ID: NOEQUIP		1			428291	02/28/23 09:35	FDS	EET PIT

Client Sample ID: SCH-GWC-18
Date Collected: 02/28/23 09:15
Date Received: 03/02/23 10:00

Lab Sample ID: 680-231325-6
Matrix: Water

Prep Type	Batch Type	Batch Method	Run	Dil Factor	Initial Amount	Final Amount	Batch Number	Prepared or Analyzed	Analyst	Lab
Total/NA	Analysis	EPA 300.0 R2.1 Instrument ID: INTEGRION		1	1 mL	1 mL	428116	03/05/23 06:58	SNL	EET PIT
Total Recoverable	Prep	3005A			25 mL	25 mL	428646	03/09/23 09:10	HCY	EET PIT
Total Recoverable	Analysis	EPA 6020B Instrument ID: A		1			430208	03/22/23 19:21	RSK	EET PIT
Total Recoverable	Prep	3005A			25 mL	25 mL	428646	03/09/23 09:10	HCY	EET PIT
Total Recoverable	Analysis	EPA 6020B Instrument ID: A		1			431647	04/06/23 14:13	RSK	EET PIT
Total/NA	Prep	7470A			25 mL	25 mL	428562	03/08/23 14:55	RSR	EET PIT
Total/NA	Analysis	EPA 7470A Instrument ID: HGZ		1			428715	03/09/23 15:03	RJR	EET PIT
Total/NA	Analysis	SM 2540C Instrument ID: NOEQUIP		1	100 mL	100 mL	428293	03/06/23 17:37	LWM	EET PIT
Total/NA	Analysis	SM2320 B Instrument ID: PCTITRATOR		1			428325	03/06/23 15:35	MAM	EET PIT
Total/NA	Analysis	Field Sampling Instrument ID: NOEQUIP		1			428291	02/28/23 09:15	FDS	EET PIT

Lab Chronicle

Client: Southern Company
 Project/Site: CCR - Plant Scherer Cell 1

Job ID: 680-231325-1

Client Sample ID: SCH-GWC-19

Lab Sample ID: 680-231325-7

Date Collected: 02/28/23 10:35

Matrix: Water

Date Received: 03/02/23 10:00

Prep Type	Batch Type	Batch Method	Run	Dil Factor	Initial Amount	Final Amount	Batch Number	Prepared or Analyzed	Analyst	Lab
Total/NA	Analysis	EPA 300.0 R2.1 Instrument ID: INTEGRION		1	1 mL	1 mL	428116	03/05/23 07:53	SNL	EET PIT
Total Recoverable	Prep	3005A			25 mL	25 mL	428646	03/09/23 09:10	HCY	EET PIT
Total Recoverable	Analysis	EPA 6020B Instrument ID: A		1			430208	03/22/23 19:25	RSK	EET PIT
Total Recoverable	Prep	3005A			25 mL	25 mL	428646	03/09/23 09:10	HCY	EET PIT
Total Recoverable	Analysis	EPA 6020B Instrument ID: A		1			431647	04/06/23 14:17	RSK	EET PIT
Total/NA	Prep	7470A			25 mL	25 mL	428563	03/08/23 14:59	RSR	EET PIT
Total/NA	Analysis	EPA 7470A Instrument ID: HGZ		1			429008	03/13/23 10:49	RJR	EET PIT
Total/NA	Analysis	SM 2540C Instrument ID: NOEQUIP		1	100 mL	100 mL	428293	03/06/23 17:37	LWM	EET PIT
Total/NA	Analysis	SM2320 B Instrument ID: PCTITRATOR		1			428325	03/06/23 15:40	MAM	EET PIT
Total/NA	Analysis	Field Sampling Instrument ID: NOEQUIP		1			428291	02/28/23 10:35	FDS	EET PIT

Client Sample ID: SCH-GWC-20

Lab Sample ID: 680-231325-8

Date Collected: 02/28/23 12:00

Matrix: Water

Date Received: 03/02/23 10:00

Prep Type	Batch Type	Batch Method	Run	Dil Factor	Initial Amount	Final Amount	Batch Number	Prepared or Analyzed	Analyst	Lab
Total/NA	Analysis	EPA 300.0 R2.1 Instrument ID: INTEGRION		1	1 mL	1 mL	428116	03/05/23 08:11	SNL	EET PIT
Total Recoverable	Prep	3005A			25 mL	25 mL	428646	03/09/23 09:10	HCY	EET PIT
Total Recoverable	Analysis	EPA 6020B Instrument ID: A		1			430208	03/22/23 19:29	RSK	EET PIT
Total Recoverable	Prep	3005A			25 mL	25 mL	428646	03/09/23 09:10	HCY	EET PIT
Total Recoverable	Analysis	EPA 6020B Instrument ID: A		1			431647	04/06/23 14:20	RSK	EET PIT
Total/NA	Prep	7470A			25 mL	25 mL	428563	03/08/23 14:59	RSR	EET PIT
Total/NA	Analysis	EPA 7470A Instrument ID: HGZ		1			429008	03/13/23 10:54	RJR	EET PIT
Total/NA	Analysis	SM 2540C Instrument ID: NOEQUIP		1	100 mL	100 mL	428293	03/06/23 17:37	LWM	EET PIT
Total/NA	Analysis	SM2320 B Instrument ID: PCTITRATOR		1			428325	03/06/23 15:45	MAM	EET PIT
Total/NA	Analysis	Field Sampling Instrument ID: NOEQUIP		1			428291	02/28/23 12:00	FDS	EET PIT

Lab Chronicle

Client: Southern Company
 Project/Site: CCR - Plant Scherer Cell 1

Job ID: 680-231325-1

Client Sample ID: SCH-CELL1-FD-4
Date Collected: 02/28/23 00:00
Date Received: 03/02/23 10:00

Lab Sample ID: 680-231325-9
Matrix: Water

Prep Type	Batch Type	Batch Method	Run	Dil Factor	Initial Amount	Final Amount	Batch Number	Prepared or Analyzed	Analyst	Lab
Total/NA	Analysis	EPA 300.0 R2.1 Instrument ID: INTEGRION		1	1 mL	1 mL	428116	03/05/23 08:30	SNL	EET PIT
Total Recoverable	Prep	3005A			25 mL	25 mL	428646	03/09/23 09:10	HCY	EET PIT
Total Recoverable	Analysis	EPA 6020B Instrument ID: A		1			430208	03/22/23 19:32	RSK	EET PIT
Total Recoverable	Prep	3005A			25 mL	25 mL	428646	03/09/23 09:10	HCY	EET PIT
Total Recoverable	Analysis	EPA 6020B Instrument ID: A		1			431647	04/06/23 14:24	RSK	EET PIT
Total/NA	Prep	7470A			25 mL	25 mL	428563	03/08/23 14:59	RSR	EET PIT
Total/NA	Analysis	EPA 7470A Instrument ID: HGZ		1			429008	03/13/23 10:52	RJR	EET PIT
Total/NA	Analysis	SM 2540C Instrument ID: NOEQUIP		1	100 mL	100 mL	428293	03/06/23 17:37	LWM	EET PIT
Total/NA	Analysis	SM2320 B Instrument ID: PCTITRATOR		1			428325	03/06/23 15:59	MAM	EET PIT
Total/NA	Analysis	Field Sampling Instrument ID: NOEQUIP		1			428291	02/28/23 00:00	FDS	EET PIT

Laboratory References:

EET PIT = Eurofins Pittsburgh, 301 Alpha Drive, RIDC Park, Pittsburgh, PA 15238, TEL (412)963-7058



Accreditation/Certification Summary

Client: Southern Company
 Project/Site: CCR - Plant Scherer Cell 1

Job ID: 680-231325-1

Laboratory: Eurofins Pittsburgh

All accreditations/certifications held by this laboratory are listed. Not all accreditations/certifications are applicable to this report.

Authority	Program	Identification Number	Expiration Date
Arkansas DEQ	State	19-033-0	06-27-23
California	State	2891	04-30-23
Connecticut	State	PH-0688	09-30-24
Florida	NELAP	E871008	06-30-23
Georgia	State	PA 02-00416	04-30-23
Illinois	NELAP	004375	06-30-23
Kansas	NELAP	E-10350	01-31-24
Kentucky (UST)	State	162013	04-30-23
Kentucky (WW)	State	KY98043	12-31-23
Louisiana	NELAP	04041	06-30-22 *
Louisiana (All)	NELAP	04041	06-30-23
Maine	State	PA00164	03-06-24
Minnesota	NELAP	042-999-482	12-31-23
New Hampshire	NELAP	2030	04-04-23 *
New Jersey	NELAP	PA005	06-30-23
New York	NELAP	11182	04-01-24
North Carolina (WW/SW)	State	434	12-31-23
North Dakota	State	R-227	04-30-23
Oregon	NELAP	PA-2151	02-06-24
Pennsylvania	NELAP	02-00416	04-30-24
Rhode Island	State	LAO00362	12-31-22 *
South Carolina	State	89014	04-30-23
Texas	NELAP	T104704528	03-31-24
USDA	US Federal Programs	P330-16-00211	06-21-24
Utah	NELAP	PA001462019-8	05-31-23
Virginia	NELAP	10043	09-14-23
West Virginia DEP	State	142	03-31-23 *
Wisconsin	State	998027800	08-31-23

* Accreditation/Certification renewal pending - accreditation/certification considered valid.



Method Summary

Client: Southern Company
Project/Site: CCR - Plant Scherer Cell 1

Job ID: 680-231325-1

Method	Method Description	Protocol	Laboratory
EPA 300.0 R2.1	Anions, Ion Chromatography	EPA	EET PIT
EPA 6020B	Metals (ICP/MS)	SW846	EET PIT
EPA 7470A	Mercury (CVAA)	SW846	EET PIT
SM 2540C	Solids, Total Dissolved (TDS)	SM	EET PIT
SM2320 B	Alkalinity, Total	SM18	EET PIT
Field Sampling	Field Sampling	EPA	EET PIT
3005A	Preparation, Total Recoverable or Dissolved Metals	SW846	EET PIT
7470A	Preparation, Mercury	SW846	EET PIT

Protocol References:

EPA = US Environmental Protection Agency

SM = "Standard Methods For The Examination Of Water And Wastewater"


SM18 = "Standard Methods For The Examination Of Water And Wastewater", 18th Edition, 1992.

SW846 = "Test Methods For Evaluating Solid Waste, Physical/Chemical Methods", Third Edition, November 1986 And Its Updates.

Laboratory References:

EET PIT = Eurofins Pittsburgh, 301 Alpha Drive, RIDC Park, Pittsburgh, PA 15238, TEL (412)963-7058




eur RT **198** 1 10:30 **A** Testing
 FZ **197** 0892 03.02

Part # 159409-434 NTW EXP 11/23

ORIGIN ID: LIYA (678) 966-9991
 GEORGE TAYLOR
 EUROFINS ATLANTA SC
 6215 REGENCY PARKWAY NW
 SUITE 900
 NORCROSS, GA 30071
 UNITED STATES US

SHIP DATE: 01MAR23
 ACTWGT: 50.00 LB MAN
 CAD: 859116/CAFE3616

BILL RECIPIENT

TO SAMPLE RECEIVING
EUROFINS TESTAMERICA PITTSBURGH
301 ALPHA DR.
RIDC PARK
PITTSBURGH PA 15238

(412) 963-7058 REF: INU: DEPT:
 PO:



Uncorrected temp 2.8 °C
 Thermometer ID 18
 CF 0.1 Initials Mo
 PT-WI-SR-001 effective 11/8/18




3 of 3
 MPS# 6072 5517 0892
 0263
 Mstr# 6072 5517 0870

THU - 02 MAR 10:30A
PRIORITY OVERNIGHT

XN AGCA

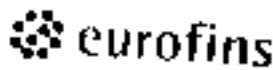
15238
 PA-US PIT





Do not lift using this tag.

5881 45502110



Environment Testing
TestAmerica

LR7CJA 19:1700 18/01 000 9501
GEORGE TAYLOR
EUROFINS ATLANTA SC
8275 W REMLEY PARKWAY NW
SUITE 200
NORWOOD, GA 30071
UNITED STATES US

SHIP DATE: 01/09/23
INVOICE: EN 01 LA 000
CPE: 408116/7413616

BILL RECIPIENT

SAMPLE RECEIVING
EUROFINS TESTAMERICA PITTSBURGH
301 ALPHA DR.
RIDG PARK
PITTSBURGH PA 15238

(412) 668-7018

UNCORRECTED TEMPERATURE

Uncorrected temp

Thermometer ID

2.5 °C

CF 01 Initials

MS

THU 01/09/23 15:30

1 of 3

TRK# 6072 5517 087

KN MASTER #

XN AGCA

THU
PRIOR

1/9/23
15:30
15238
PA-US PIT





680-231 325 Chain of Custody

Regulatory Program: DW NPDES RCRA Other:
Project Manager: Dawn Prell
Tel/Fax: 248-536-5445

Site Contact: Dawn Prell
Lab Contact: David Fuller

Date: 03/01/23
COC No: 1 of 1 COCs
Carrier: *Debra No*

Client Contact
Southern Company
241 Ralph McGill Blvd SE B10185
Atlanta, GA 30308
JAbraham@southernco.com
Project Name: CCR - Plant Scherer Cell 1
Site: Georgia
Project #: 68027798

Analysis Turnaround Time
 CALENDAR DAYS WORKING DAYS
TAT if different from Below 3-5 days
 2 weeks
 1 week
 2 days
 1 day

Sample Identification	Sample Date	Sample Time	Sample Type (C=Comp, G=Grab)	Matrix	# of Cont.	Filtered Sample (Y/N)	Perform MS/MSD (Y/N)	Cr, Co, Cu, Pb, Hg, Ni, Sb, Se, Ag, Tl, Vn, Zn	Cations: Na, Mg, K	Cl, T, SO4, TDS	Alkalinity (total, CO3, HCO3)	Sample Specific Notes
SCH-GWC-3	2/28/2023	10 40	G	WG	4	N	N	X	X	X	X	pH 6 00
SCH-GWC-5	2/28/2023	12 40	G	WG	4	N	N	X	X	X	X	pH 6 00
SCH-GWA-15	2/28/2023	10 39	G	WG	4	N	N	X	X	X	X	pH 5 40
SCH-GWA-16	2/28/2023	11 35	G	WG	4	N	N	X	X	X	X	pH 6 45
SCH-GWA-17	2/28/2023	9 35	G	WG	4	N	N	X	X	X	X	pH 6 19
SCH-GWC-13	2/28/2023	9 15	G	WG	4	N	N	X	X	X	X	pH 6 36
SCH-GWC-19	2/28/2023	10 35	G	WG	4	N	N	X	X	X	X	pH 6 29
SCH-GWC-20	2/28/2023	12 00	G	WG	4	N	N	X	X	X	X	pH 6 53
SCH-CELL-1-FD-4	2/28/2023		G	WG	4	N	N	X	X	X	X	pH 6 00

Preservation: 1=Ice, 2=HCl, 3=H2SO4, 4=HNO3, 5=NaOH, 6=Other

Possible Hazard Identification: Are any samples from a listed EPA Hazardous Waste? Please List any EPA Waste Codes for the sample in the Comments Section if the lab is to dispose of the sample
 Non-Hazard Flammable Skin Irritant Poison B Unknown
 Return to Client Disposal by Lab Archive for _____ Months

Special Instructions/QC Requirements & Comments: SCH-CCR-ASSMT-2023S1

Relinquished by	Company	Date/Time	Received by	Company	Date/Time	Therm ID No
<i>Diana Fulson</i>	WSP	03/01/23	<i>Michelle Gammille</i>	CCRM	3/1/23 8:13	
<i>Michelle Gammille</i>	CCRM	3/1/23 8:13	<i>Michelle Gammille</i>	CCRM	3/1/23 8:13	
<i>Michelle Gammille</i>	CCRM	3/1/23 8:13	<i>Michelle Gammille</i>	CCRM	3/1/23 8:13	



Login Sample Receipt Checklist

Client: Southern Company

Job Number: 680-231325-1

Login Number: 231325

List Number: 2

Creator: Kovitch, Christina M

List Source: Eurofins Pittsburgh

List Creation: 03/02/23 07:20 PM

Question	Answer	Comment
Radioactivity wasn't checked or is </= background as measured by a survey meter.	N/A	
The cooler's custody seal, if present, is intact.	True	
Sample custody seals, if present, are intact.	True	
The cooler or samples do not appear to have been compromised or tampered with.	True	
Samples were received on ice.	True	
Cooler Temperature is acceptable.	True	
Cooler Temperature is recorded.	True	
COC is present.	True	
COC is filled out in ink and legible.	True	
COC is filled out with all pertinent information.	True	
Is the Field Sampler's name present on COC?	True	
There are no discrepancies between the containers received and the COC.	True	
Samples are received within Holding Time (excluding tests with immediate HTs)	True	
Sample containers have legible labels.	True	
Containers are not broken or leaking.	True	
Sample collection date/times are provided.	True	
Appropriate sample containers are used.	True	
Sample bottles are completely filled.	True	
Sample Preservation Verified.	True	
There is sufficient vol. for all requested analyses, incl. any requested MS/MSDs	True	
Containers requiring zero headspace have no headspace or bubble is <6mm (1/4").	True	
Multiphasic samples are not present.	True	
Samples do not require splitting or compositing.	True	
Residual Chlorine Checked.	N/A	





ANALYTICAL REPORT

PREPARED FOR

Attn: Joju Abraham
Southern Company
241 Ralph McGill Blvd SE
B10185
Atlanta, Georgia 30308

Generated 3/13/2023 11:38:56 AM

JOB DESCRIPTION

CCR - Plant Scherer Cell 1

JOB NUMBER

680-230924-1

Eurofins Savannah

Job Notes

The test results in this report meet NELAP requirements for parameters for which accreditation is required or available. Any exceptions to the NELAP requirements are noted. Results pertain only to samples listed in this report. This report may not be reproduced, except in full, without the written approval of the laboratory. Questions should be directed to the person who signed this report.

The test results in this report relate only to the samples as received by the laboratory and will meet all requirements of the methodology, with any exceptions noted. This report shall not be reproduced except in full, without the express written approval of the laboratory. All questions should be directed to the Eurofins Environment Testing Southeast, LLC Project Manager.

Authorization



Generated
3/13/2023 11:38:56 AM

Authorized for release by
David Fuller, Project Manager
David.Fuller@et.eurofinsus.com
(770)344-8986

Definitions/Glossary

Client: Southern Company
Project/Site: CCR - Plant Scherer Cell 1

Job ID: 680-230924-1

Qualifiers

HPLC/IC

Qualifier	Qualifier Description
J	Result is less than the RL but greater than or equal to the MDL and the concentration is an approximate value.

Metals

Qualifier	Qualifier Description
^+	Continuing Calibration Verification (CCV) is outside acceptance limits, high biased.

General Chemistry

Qualifier	Qualifier Description
F5	Duplicate RPD exceeds limit, and one or both sample results are less than 5 times RL, and the absolute difference between results is < the upper reporting limits for both.

Glossary

Abbreviation	These commonly used abbreviations may or may not be present in this report.
α	Listed under the "D" column to designate that the result is reported on a dry weight basis
%R	Percent Recovery
CFL	Contains Free Liquid
CFU	Colony Forming Unit
CNF	Contains No Free Liquid
DER	Duplicate Error Ratio (normalized absolute difference)
Dil Fac	Dilution Factor
DL	Detection Limit (DoD/DOE)
DL, RA, RE, IN	Indicates a Dilution, Re-analysis, Re-extraction, or additional Initial metals/anion analysis of the sample
DLC	Decision Level Concentration (Radiochemistry)
EDL	Estimated Detection Limit (Dioxin)
LOD	Limit of Detection (DoD/DOE)
LOQ	Limit of Quantitation (DoD/DOE)
MCL	EPA recommended "Maximum Contaminant Level"
MDA	Minimum Detectable Activity (Radiochemistry)
MDC	Minimum Detectable Concentration (Radiochemistry)
MDL	Method Detection Limit
ML	Minimum Level (Dioxin)
MPN	Most Probable Number
MQL	Method Quantitation Limit
NC	Not Calculated
ND	Not Detected at the reporting limit (or MDL or EDL if shown)
NEG	Negative / Absent
POS	Positive / Present
PQL	Practical Quantitation Limit
PRES	Presumptive
QC	Quality Control
RER	Relative Error Ratio (Radiochemistry)
RL	Reporting Limit or Requested Limit (Radiochemistry)
RPD	Relative Percent Difference, a measure of the relative difference between two points
TEF	Toxicity Equivalent Factor (Dioxin)
TEQ	Toxicity Equivalent Quotient (Dioxin)
TNTC	Too Numerous To Count

Sample Summary

Client: Southern Company
Project/Site: CCR - Plant Scherer Cell 1

Job ID: 680-230924-1

Lab Sample ID	Client Sample ID	Matrix	Collected	Received
680-230924-1	SCH-GWC-10	Water	02/21/23 13:05	02/23/23 01:30

1

2

3

4

5

6

7

8

9

10

11

12

Case Narrative

Client: Southern Company
Project/Site: CCR - Plant Scherer Cell 1

Job ID: 680-230924-1

Job ID: 680-230924-1

Laboratory: Eurofins Savannah

Narrative

**Job Narrative
680-230924-1**

Receipt

The sample was received on 2/23/2023 1:30 AM. Unless otherwise noted below, the sample arrived in good condition, and, where required, properly preserved and on ice. The temperature of the cooler at receipt time was 2.6°C

HPLC/IC

No additional analytical or quality issues were noted, other than those described above or in the Definitions/ Glossary page.

Metals

Method 6020B: The continuing calibration verification (CCV) associated with batch 180-427388 recovered above the upper control limit for beryllium. The samples associated with this CCV were non-detects for the affected analytes; therefore, the data have been reported. The associated samples are impacted: SCH-GWC-10 (680-230924-1), (CCV 180-427388/57), (LCS 180-427312/2-A), (680-230928-E-1-A), (680-230928-E-1-B MS), (680-230928-E-1-C MSD), (680-230928-E-1-A PDS) and (680-230928-E-1-A SD ^5).

No additional analytical or quality issues were noted, other than those described above or in the Definitions/ Glossary page.

General Chemistry

No additional analytical or quality issues were noted, other than those described above or in the Definitions/ Glossary page.



Client Sample Results

Client: Southern Company
Project/Site: CCR - Plant Scherer Cell 1

Job ID: 680-230924-1

Client Sample ID: SCH-GWC-10

Lab Sample ID: 680-230924-1

Date Collected: 02/21/23 13:05

Matrix: Water

Date Received: 02/23/23 01:30

Method: EPA 300.0 R2.1 - Anions, Ion Chromatography

Analyte	Result	Qualifier	RL	MDL	Unit	D	Prepared	Analyzed	Dil Fac
Chloride	4.3		1.0	0.71	mg/L			02/23/23 21:14	1
Fluoride	0.061	J	0.10	0.026	mg/L			02/23/23 21:14	1
Sulfate	4.7		1.0	0.76	mg/L			02/23/23 21:14	1

Method: SW846 EPA 6020B - Metals (ICP/MS) - Total Recoverable

Analyte	Result	Qualifier	RL	MDL	Unit	D	Prepared	Analyzed	Dil Fac
Antimony	<0.00097		0.0020	0.00097	mg/L		02/23/23 14:20	02/24/23 10:41	1
Arsenic	<0.00028		0.0010	0.00028	mg/L		02/23/23 14:20	02/24/23 10:41	1
Barium	0.033		0.010	0.0031	mg/L		02/23/23 14:20	02/24/23 10:41	1
Beryllium	<0.00027	^+	0.0025	0.00027	mg/L		02/23/23 14:20	02/24/23 10:41	1
Boron	<0.060		0.080	0.060	mg/L		02/23/23 14:20	02/24/23 10:41	1
Cadmium	<0.00022		0.0025	0.00022	mg/L		02/23/23 14:20	02/24/23 10:41	1
Calcium	20		0.50	0.13	mg/L		02/23/23 14:20	02/24/23 10:41	1
Chromium	0.020		0.0020	0.0015	mg/L		02/23/23 14:20	02/24/23 10:41	1
Cobalt	<0.00026		0.0025	0.00026	mg/L		02/23/23 14:20	02/24/23 10:41	1
Copper	<0.0011		0.0020	0.0011	mg/L		02/23/23 14:20	02/24/23 10:41	1
Lead	<0.00038		0.0010	0.00038	mg/L		02/23/23 14:20	02/24/23 10:41	1
Magnesium	9.8		0.50	0.050	mg/L		02/23/23 14:20	02/24/23 10:41	1
Nickel	0.0031		0.0010	0.00052	mg/L		02/23/23 14:20	02/24/23 10:41	1
Potassium	0.91		0.50	0.16	mg/L		02/23/23 14:20	02/24/23 10:41	1
Selenium	<0.00074		0.0050	0.00074	mg/L		02/23/23 14:20	02/24/23 10:41	1
Silver	<0.00022		0.0010	0.00022	mg/L		02/23/23 14:20	02/24/23 10:41	1
Sodium	8.5		0.50	0.18	mg/L		02/23/23 14:20	02/24/23 10:41	1
Thallium	<0.00047		0.0010	0.00047	mg/L		02/23/23 14:20	02/24/23 10:41	1
Vanadium	0.012		0.0010	0.00078	mg/L		02/23/23 14:20	02/24/23 10:41	1
Zinc	<0.0060		0.015	0.0060	mg/L		02/23/23 14:20	02/24/23 10:41	1

Method: SW846 EPA 7470A - Mercury (CVAA)

Analyte	Result	Qualifier	RL	MDL	Unit	D	Prepared	Analyzed	Dil Fac
Mercury	<0.00013		0.00020	0.00013	mg/L		03/09/23 09:25	03/09/23 12:53	1

General Chemistry

Analyte	Result	Qualifier	RL	MDL	Unit	D	Prepared	Analyzed	Dil Fac
Total Dissolved Solids (SM 2540C)	150		10	10	mg/L			02/23/23 17:25	1
Total Alkalinity as CaCO3 to pH 4.5 (SM18 SM2320 B)	110		5.0	5.0	mg/L			02/23/23 22:29	1
Bicarbonate Alkalinity as CaCO3 (SM18 SM2320 B)	110		5.0	5.0	mg/L			02/23/23 22:29	1
Carbonate Alkalinity as CaCO3 (SM18 SM2320 B)	<5.0		5.0	5.0	mg/L			02/23/23 22:29	1

Method: EPA Field Sampling - Field Sampling

Analyte	Result	Qualifier	RL	MDL	Unit	D	Prepared	Analyzed	Dil Fac
pH	6.33				SU			02/21/23 13:05	1

QC Sample Results

Client: Southern Company
Project/Site: CCR - Plant Scherer Cell 1

Job ID: 680-230924-1

Method: EPA 300.0 R2.1 - Anions, Ion Chromatography

Lab Sample ID: MB 180-427262/6
Matrix: Water
Analysis Batch: 427262

Client Sample ID: Method Blank
Prep Type: Total/NA

Analyte	MB Result	MB Qualifier	RL	MDL	Unit	D	Prepared	Analyzed	Dil Fac
Chloride	<0.71		1.0	0.71	mg/L			02/23/23 13:04	1
Fluoride	<0.026		0.10	0.026	mg/L			02/23/23 13:04	1
Sulfate	<0.76		1.0	0.76	mg/L			02/23/23 13:04	1

Lab Sample ID: LCS 180-427262/7
Matrix: Water
Analysis Batch: 427262

Client Sample ID: Lab Control Sample
Prep Type: Total/NA

Analyte	Spike Added	LCS Result	LCS Qualifier	Unit	D	%Rec	%Rec Limits
Chloride	50.0	49.5		mg/L		99	90 - 110
Fluoride	2.50	2.64		mg/L		106	90 - 110
Sulfate	50.0	49.8		mg/L		100	90 - 110

Lab Sample ID: 680-230928-B-4 MS
Matrix: Water
Analysis Batch: 427262

Client Sample ID: Matrix Spike
Prep Type: Total/NA

Analyte	Sample Result	Sample Qualifier	Spike Added	MS Result	MS Qualifier	Unit	D	%Rec	%Rec Limits
Chloride	<0.71		50.0	50.0		mg/L		100	90 - 110
Fluoride	0.048	J	2.50	2.73		mg/L		107	90 - 110
Sulfate	0.89	J	50.0	51.8		mg/L		102	90 - 110

Lab Sample ID: 680-230928-B-4 MSD
Matrix: Water
Analysis Batch: 427262

Client Sample ID: Matrix Spike Duplicate
Prep Type: Total/NA

Analyte	Sample Result	Sample Qualifier	Spike Added	MSD Result	MSD Qualifier	Unit	D	%Rec	%Rec Limits	RPD	RPD Limit
Chloride	<0.71		50.0	50.0		mg/L		100	90 - 110	0	20
Fluoride	0.048	J	2.50	2.73		mg/L		107	90 - 110	0	20
Sulfate	0.89	J	50.0	51.2		mg/L		101	90 - 110	1	20

Lab Sample ID: 180-152176-E-1 DU
Matrix: Water
Analysis Batch: 427262

Client Sample ID: Duplicate
Prep Type: Total/NA

Analyte	Sample Result	Sample Qualifier	DU Result	DU Qualifier	Unit	D	RPD	RPD Limit
Chloride	5.0	F1	5.04		mg/L		0.2	20
Fluoride	0.15	F1	0.137		mg/L		10	20
Sulfate	220		223		mg/L		0.2	20

Method: EPA 6020B - Metals (ICP/MS)

Lab Sample ID: MB 180-427312/1-A
Matrix: Water
Analysis Batch: 427388

Client Sample ID: Method Blank
Prep Type: Total Recoverable
Prep Batch: 427312

Analyte	MB Result	MB Qualifier	RL	MDL	Unit	D	Prepared	Analyzed	Dil Fac
Antimony	<0.00097		0.0020	0.00097	mg/L		02/23/23 14:20	02/24/23 10:23	1
Arsenic	<0.00028		0.0010	0.00028	mg/L		02/23/23 14:20	02/24/23 10:23	1
Barium	<0.0031		0.010	0.0031	mg/L		02/23/23 14:20	02/24/23 10:23	1

Eurofins Savannah

QC Sample Results

Client: Southern Company
Project/Site: CCR - Plant Scherer Cell 1

Job ID: 680-230924-1

Method: EPA 6020B - Metals (ICP/MS) (Continued)

Lab Sample ID: MB 180-427312/1-A
Matrix: Water
Analysis Batch: 427388

Client Sample ID: Method Blank
Prep Type: Total Recoverable
Prep Batch: 427312

Analyte	MB MB		RL	MDL	Unit	D	Prepared	Analyzed	Dil Fac
	Result	Qualifier							
Beryllium	<0.00027		0.0025	0.00027	mg/L		02/23/23 14:20	02/24/23 10:23	1
Boron	<0.060		0.080	0.060	mg/L		02/23/23 14:20	02/24/23 10:23	1
Cadmium	<0.00022		0.0025	0.00022	mg/L		02/23/23 14:20	02/24/23 10:23	1
Calcium	<0.13		0.50	0.13	mg/L		02/23/23 14:20	02/24/23 10:23	1
Chromium	<0.0015		0.0020	0.0015	mg/L		02/23/23 14:20	02/24/23 10:23	1
Cobalt	<0.00026		0.0025	0.00026	mg/L		02/23/23 14:20	02/24/23 10:23	1
Copper	<0.0011		0.0020	0.0011	mg/L		02/23/23 14:20	02/24/23 10:23	1
Lead	<0.00038		0.0010	0.00038	mg/L		02/23/23 14:20	02/24/23 10:23	1
Magnesium	<0.050		0.50	0.050	mg/L		02/23/23 14:20	02/24/23 10:23	1
Nickel	<0.00052		0.0010	0.00052	mg/L		02/23/23 14:20	02/24/23 10:23	1
Potassium	<0.16		0.50	0.16	mg/L		02/23/23 14:20	02/24/23 10:23	1
Selenium	<0.00074		0.0050	0.00074	mg/L		02/23/23 14:20	02/24/23 10:23	1
Silver	<0.00022		0.0010	0.00022	mg/L		02/23/23 14:20	02/24/23 10:23	1
Sodium	<0.18		0.50	0.18	mg/L		02/23/23 14:20	02/24/23 10:23	1
Thallium	<0.00047		0.0010	0.00047	mg/L		02/23/23 14:20	02/24/23 10:23	1
Vanadium	<0.00078		0.0010	0.00078	mg/L		02/23/23 14:20	02/24/23 10:23	1
Zinc	<0.0060		0.015	0.0060	mg/L		02/23/23 14:20	02/24/23 10:23	1

Lab Sample ID: LCS 180-427312/2-A
Matrix: Water
Analysis Batch: 427388

Client Sample ID: Lab Control Sample
Prep Type: Total Recoverable
Prep Batch: 427312

Analyte	Spike Added	LCS Result	LCS Qualifier	Unit	D	%Rec	%Rec Limits
Arsenic	1.00	0.962		mg/L		96	80 - 120
Barium	1.00	0.943		mg/L		94	80 - 120
Beryllium	0.500	0.589	^+	mg/L		118	80 - 120
Boron	1.25	1.27		mg/L		101	80 - 120
Cadmium	0.500	0.535		mg/L		107	80 - 120
Calcium	25.0	29.0		mg/L		116	80 - 120
Chromium	0.500	0.538		mg/L		108	80 - 120
Cobalt	0.500	0.502		mg/L		100	80 - 120
Copper	0.500	0.479		mg/L		96	80 - 120
Lead	0.500	0.531		mg/L		106	80 - 120
Magnesium	25.0	27.1		mg/L		108	80 - 120
Nickel	0.500	0.488		mg/L		98	80 - 120
Potassium	25.0	25.9		mg/L		104	80 - 120
Selenium	1.00	1.05		mg/L		105	80 - 120
Silver	0.250	0.252		mg/L		101	80 - 120
Sodium	25.0	27.9		mg/L		112	80 - 120
Thallium	1.00	1.05		mg/L		105	80 - 120
Vanadium	0.500	0.538		mg/L		108	80 - 120
Zinc	0.250	0.248		mg/L		99	80 - 120

QC Sample Results

Client: Southern Company
Project/Site: CCR - Plant Scherer Cell 1

Job ID: 680-230924-1

Method: EPA 6020B - Metals (ICP/MS) (Continued)

Lab Sample ID: 680-230928-E-1-B MS
Matrix: Water
Analysis Batch: 427388

Client Sample ID: Matrix Spike
Prep Type: Total Recoverable
Prep Batch: 427312

Analyte	Sample Result	Sample Qualifier	Spike Added	MS Result	MS Qualifier	Unit	D	%Rec	%Rec Limits
Antimony	<0.00097		0.250	0.274		mg/L		109	75 - 125
Arsenic	<0.00028		1.00	0.926		mg/L		93	75 - 125
Barium	0.049		1.00	0.952		mg/L		90	75 - 125
Beryllium	0.00036	J ^+	0.500	0.568	^+	mg/L		114	75 - 125
Boron	<0.060		1.25	1.24		mg/L		99	75 - 125
Cadmium	<0.00022		0.500	0.510		mg/L		102	75 - 125
Calcium	2.2		25.0	29.5		mg/L		109	75 - 125
Chromium	0.0025		0.500	0.518		mg/L		103	75 - 125
Cobalt	0.00071	J	0.500	0.479		mg/L		96	75 - 125
Copper	<0.0011		0.500	0.456		mg/L		91	75 - 125
Lead	<0.00038		0.500	0.508		mg/L		102	75 - 125
Magnesium	0.95		25.0	26.8		mg/L		103	75 - 125
Nickel	0.0031		0.500	0.467		mg/L		93	75 - 125
Potassium	0.71		25.0	25.5		mg/L		99	75 - 125
Selenium	<0.00074		1.00	1.02		mg/L		102	75 - 125
Silver	<0.00022		0.250	0.247		mg/L		99	75 - 125
Sodium	3.1		25.0	29.7		mg/L		107	75 - 125
Thallium	<0.00047		1.00	1.02		mg/L		102	75 - 125
Vanadium	<0.00078		0.500	0.513		mg/L		103	75 - 125
Zinc	0.012	J	0.250	0.249		mg/L		94	75 - 125

Lab Sample ID: 680-230928-E-1-C MSD
Matrix: Water
Analysis Batch: 427388

Client Sample ID: Matrix Spike Duplicate
Prep Type: Total Recoverable
Prep Batch: 427312

Analyte	Sample Result	Sample Qualifier	Spike Added	MSD Result	MSD Qualifier	Unit	D	%Rec	%Rec Limits	RPD	RPD Limit
Antimony	<0.00097		0.250	0.277		mg/L		111	75 - 125	1	20
Arsenic	<0.00028		1.00	0.945		mg/L		94	75 - 125	2	20
Barium	0.049		1.00	0.978		mg/L		93	75 - 125	3	20
Beryllium	0.00036	J ^+	0.500	0.592	^+	mg/L		118	75 - 125	4	20
Boron	<0.060		1.25	1.28		mg/L		103	75 - 125	3	20
Cadmium	<0.00022		0.500	0.524		mg/L		105	75 - 125	3	20
Calcium	2.2		25.0	30.1		mg/L		112	75 - 125	2	20
Chromium	0.0025		0.500	0.531		mg/L		106	75 - 125	3	20
Cobalt	0.00071	J	0.500	0.490		mg/L		98	75 - 125	2	20
Copper	<0.0011		0.500	0.471		mg/L		94	75 - 125	3	20
Lead	<0.00038		0.500	0.522		mg/L		104	75 - 125	3	20
Magnesium	0.95		25.0	26.9		mg/L		104	75 - 125	0	20
Nickel	0.0031		0.500	0.477		mg/L		95	75 - 125	2	20
Potassium	0.71		25.0	25.7		mg/L		100	75 - 125	1	20
Selenium	<0.00074		1.00	1.05		mg/L		105	75 - 125	2	20
Silver	<0.00022		0.250	0.246		mg/L		98	75 - 125	1	20
Sodium	3.1		25.0	29.8		mg/L		107	75 - 125	0	20
Thallium	<0.00047		1.00	1.04		mg/L		104	75 - 125	2	20
Vanadium	<0.00078		0.500	0.528		mg/L		106	75 - 125	3	20
Zinc	0.012	J	0.250	0.246		mg/L		94	75 - 125	1	20

Eurofins Savannah

QC Sample Results

Client: Southern Company
 Project/Site: CCR - Plant Scherer Cell 1

Job ID: 680-230924-1

Method: EPA 7470A - Mercury (CVAA)

Lab Sample ID: MB 180-428554/1-A
Matrix: Water
Analysis Batch: 428715

Client Sample ID: Method Blank
Prep Type: Total/NA
Prep Batch: 428554

Analyte	MB Result	MB Qualifier	RL	MDL	Unit	D	Prepared	Analyzed	Dil Fac
Mercury	<0.00013		0.00020	0.00013	mg/L		03/09/23 09:25	03/09/23 12:51	1

Lab Sample ID: LCS 180-428554/2-A
Matrix: Water
Analysis Batch: 428715

Client Sample ID: Lab Control Sample
Prep Type: Total/NA
Prep Batch: 428554

Analyte	Spike Added	LCS Result	LCS Qualifier	Unit	D	%Rec	%Rec Limits
Mercury	0.00250	0.00243		mg/L		97	80 - 120

Lab Sample ID: 680-230924-1 MS
Matrix: Water
Analysis Batch: 428715

Client Sample ID: SCH-GWC-10
Prep Type: Total/NA
Prep Batch: 428554

Analyte	Sample Result	Sample Qualifier	Spike Added	MS Result	MS Qualifier	Unit	D	%Rec	%Rec Limits
Mercury	<0.00013		0.00100	0.000930		mg/L		93	75 - 125

Lab Sample ID: 680-230924-1 MSD
Matrix: Water
Analysis Batch: 428715

Client Sample ID: SCH-GWC-10
Prep Type: Total/NA
Prep Batch: 428554

Analyte	Sample Result	Sample Qualifier	Spike Added	MSD Result	MSD Qualifier	Unit	D	%Rec	%Rec Limits	RPD	RPD Limit
Mercury	<0.00013		0.00100	0.000918		mg/L		92	75 - 125	1	20

Method: SM 2540C - Solids, Total Dissolved (TDS)

Lab Sample ID: MB 180-427325/1
Matrix: Water
Analysis Batch: 427325

Client Sample ID: Method Blank
Prep Type: Total/NA

Analyte	MB Result	MB Qualifier	RL	MDL	Unit	D	Prepared	Analyzed	Dil Fac
Total Dissolved Solids	<10		10	10	mg/L			02/23/23 17:25	1

Lab Sample ID: LCS 180-427325/2
Matrix: Water
Analysis Batch: 427325

Client Sample ID: Lab Control Sample
Prep Type: Total/NA

Analyte	Spike Added	LCS Result	LCS Qualifier	Unit	D	%Rec	%Rec Limits
Total Dissolved Solids	665	650		mg/L		98	85 - 115

Lab Sample ID: 680-230928-A-1 DU
Matrix: Water
Analysis Batch: 427325

Client Sample ID: Duplicate
Prep Type: Total/NA

Analyte	Sample Result	Sample Qualifier	DU Result	DU Qualifier	Unit	D	RPD	RPD Limit
Total Dissolved Solids	41		33.0	F5	mg/L		22	10

Eurofins Savannah

QC Sample Results

Client: Southern Company
Project/Site: CCR - Plant Scherer Cell 1

Job ID: 680-230924-1

Method: SM2320 B - Alkalinity, Total

Lab Sample ID: MB 180-427358/100
Matrix: Water
Analysis Batch: 427358

Client Sample ID: Method Blank
Prep Type: Total/NA

Analyte	MB Result	MB Qualifier	RL	MDL	Unit	D	Prepared	Analyzed	Dil Fac
Total Alkalinity as CaCO3 to pH 4.5	<5.0		5.0	5.0	mg/L			02/23/23 22:25	1
Bicarbonate Alkalinity as CaCO3	<5.0		5.0	5.0	mg/L			02/23/23 22:25	1
Carbonate Alkalinity as CaCO3	<5.0		5.0	5.0	mg/L			02/23/23 22:25	1

Lab Sample ID: MB 180-427358/77
Matrix: Water
Analysis Batch: 427358

Client Sample ID: Method Blank
Prep Type: Total/NA

Analyte	MB Result	MB Qualifier	RL	MDL	Unit	D	Prepared	Analyzed	Dil Fac
Total Alkalinity as CaCO3 to pH 4.5	<5.0		5.0	5.0	mg/L			02/23/23 20:31	1
Bicarbonate Alkalinity as CaCO3	<5.0		5.0	5.0	mg/L			02/23/23 20:31	1
Carbonate Alkalinity as CaCO3	<5.0		5.0	5.0	mg/L			02/23/23 20:31	1

Lab Sample ID: LCS 180-427358/99
Matrix: Water
Analysis Batch: 427358

Client Sample ID: Lab Control Sample
Prep Type: Total/NA

Analyte	Spike Added	LCS Result	LCS Qualifier	Unit	D	%Rec	%Rec Limits
Total Alkalinity as CaCO3 to pH 4.5	255	263		mg/L		103	90 - 110

Lab Sample ID: LLCS 180-427358/98
Matrix: Water
Analysis Batch: 427358

Client Sample ID: Lab Control Sample
Prep Type: Total/NA

Analyte	Spike Added	LLCS Result	LLCS Qualifier	Unit	D	%Rec	%Rec Limits
Total Alkalinity as CaCO3 to pH 4.5	15.3	16.5		mg/L		108	75 - 125

Lab Sample ID: 680-230924-1 DU
Matrix: Water
Analysis Batch: 427358

Client Sample ID: SCH-GWC-10
Prep Type: Total/NA

Analyte	Sample Result	Sample Qualifier	DU Result	DU Qualifier	Unit	D	RPD	Limit
Total Alkalinity as CaCO3 to pH 4.5	110		107		mg/L		0.5	20
Bicarbonate Alkalinity as CaCO3	110		107		mg/L		0.5	20
Carbonate Alkalinity as CaCO3	<5.0		<5.0		mg/L		NC	20

QC Association Summary

Client: Southern Company
Project/Site: CCR - Plant Scherer Cell 1

Job ID: 680-230924-1

HPLC/IC

Analysis Batch: 427262

Lab Sample ID	Client Sample ID	Prep Type	Matrix	Method	Prep Batch
680-230924-1	SCH-GWC-10	Total/NA	Water	EPA 300.0 R2.1	
MB 180-427262/6	Method Blank	Total/NA	Water	EPA 300.0 R2.1	
LCS 180-427262/7	Lab Control Sample	Total/NA	Water	EPA 300.0 R2.1	
680-230928-B-4 MS	Matrix Spike	Total/NA	Water	EPA 300.0 R2.1	
680-230928-B-4 MSD	Matrix Spike Duplicate	Total/NA	Water	EPA 300.0 R2.1	
180-152176-E-1 DU	Duplicate	Total/NA	Water	EPA 300.0 R2.1	

Metals

Prep Batch: 427312

Lab Sample ID	Client Sample ID	Prep Type	Matrix	Method	Prep Batch
680-230924-1	SCH-GWC-10	Total Recoverable	Water	3005A	
MB 180-427312/1-A	Method Blank	Total Recoverable	Water	3005A	
LCS 180-427312/2-A	Lab Control Sample	Total Recoverable	Water	3005A	
680-230928-E-1-B MS	Matrix Spike	Total Recoverable	Water	3005A	
680-230928-E-1-C MSD	Matrix Spike Duplicate	Total Recoverable	Water	3005A	

Analysis Batch: 427388

Lab Sample ID	Client Sample ID	Prep Type	Matrix	Method	Prep Batch
680-230924-1	SCH-GWC-10	Total Recoverable	Water	EPA 6020B	427312
MB 180-427312/1-A	Method Blank	Total Recoverable	Water	EPA 6020B	427312
LCS 180-427312/2-A	Lab Control Sample	Total Recoverable	Water	EPA 6020B	427312
680-230928-E-1-B MS	Matrix Spike	Total Recoverable	Water	EPA 6020B	427312
680-230928-E-1-C MSD	Matrix Spike Duplicate	Total Recoverable	Water	EPA 6020B	427312

Analysis Batch: 427395

Lab Sample ID	Client Sample ID	Prep Type	Matrix	Method	Prep Batch
680-230924-1	SCH-GWC-10	Total Recoverable	Water	EPA 6020B	427312
MB 180-427312/1-A	Method Blank	Total Recoverable	Water	EPA 6020B	427312
LCS 180-427312/2-A	Lab Control Sample	Total Recoverable	Water	EPA 6020B	427312
680-230928-E-1-B MS	Matrix Spike	Total Recoverable	Water	EPA 6020B	427312
680-230928-E-1-C MSD	Matrix Spike Duplicate	Total Recoverable	Water	EPA 6020B	427312

Prep Batch: 428554

Lab Sample ID	Client Sample ID	Prep Type	Matrix	Method	Prep Batch
680-230924-1	SCH-GWC-10	Total/NA	Water	7470A	
MB 180-428554/1-A	Method Blank	Total/NA	Water	7470A	
LCS 180-428554/2-A	Lab Control Sample	Total/NA	Water	7470A	
680-230924-1 MS	SCH-GWC-10	Total/NA	Water	7470A	
680-230924-1 MSD	SCH-GWC-10	Total/NA	Water	7470A	

Analysis Batch: 428715

Lab Sample ID	Client Sample ID	Prep Type	Matrix	Method	Prep Batch
680-230924-1	SCH-GWC-10	Total/NA	Water	EPA 7470A	428554
MB 180-428554/1-A	Method Blank	Total/NA	Water	EPA 7470A	428554
LCS 180-428554/2-A	Lab Control Sample	Total/NA	Water	EPA 7470A	428554
680-230924-1 MS	SCH-GWC-10	Total/NA	Water	EPA 7470A	428554
680-230924-1 MSD	SCH-GWC-10	Total/NA	Water	EPA 7470A	428554

Eurofins Savannah

QC Association Summary

Client: Southern Company
Project/Site: CCR - Plant Scherer Cell 1

Job ID: 680-230924-1

General Chemistry

Analysis Batch: 427325

Lab Sample ID	Client Sample ID	Prep Type	Matrix	Method	Prep Batch
680-230924-1	SCH-GWC-10	Total/NA	Water	SM 2540C	
MB 180-427325/1	Method Blank	Total/NA	Water	SM 2540C	
LCS 180-427325/2	Lab Control Sample	Total/NA	Water	SM 2540C	
680-230928-A-1 DU	Duplicate	Total/NA	Water	SM 2540C	

Analysis Batch: 427358

Lab Sample ID	Client Sample ID	Prep Type	Matrix	Method	Prep Batch
680-230924-1	SCH-GWC-10	Total/NA	Water	SM2320 B	
MB 180-427358/100	Method Blank	Total/NA	Water	SM2320 B	
MB 180-427358/77	Method Blank	Total/NA	Water	SM2320 B	
LCS 180-427358/99	Lab Control Sample	Total/NA	Water	SM2320 B	
LLCS 180-427358/98	Lab Control Sample	Total/NA	Water	SM2320 B	
680-230924-1 DU	SCH-GWC-10	Total/NA	Water	SM2320 B	

Field Service / Mobile Lab

Analysis Batch: 428202

Lab Sample ID	Client Sample ID	Prep Type	Matrix	Method	Prep Batch
680-230924-1	SCH-GWC-10	Total/NA	Water	Field Sampling	

Lab Chronicle

Client: Southern Company
 Project/Site: CCR - Plant Scherer Cell 1

Job ID: 680-230924-1

Client Sample ID: SCH-GWC-10

Lab Sample ID: 680-230924-1

Date Collected: 02/21/23 13:05

Matrix: Water

Date Received: 02/23/23 01:30

Prep Type	Batch Type	Batch Method	Run	Dil Factor	Initial Amount	Final Amount	Batch Number	Prepared or Analyzed	Analyst	Lab
Total/NA	Analysis	EPA 300.0 R2.1		1	1 mL	1 mL	427262	02/23/23 21:14	M1D	EET PIT
Instrument ID: INTEGRION										
Total Recoverable	Prep	3005A			25 mL	25 mL	427312	02/23/23 14:20	HCY	EET PIT
Total Recoverable	Analysis	EPA 6020B		1			427388	02/24/23 10:41	RSK	EET PIT
Instrument ID: DORY										
Total Recoverable	Prep	3005A			25 mL	25 mL	427312	02/23/23 14:20	HCY	EET PIT
Total Recoverable	Analysis	EPA 6020B		1			427395	02/24/23 10:41	RSK	EET PIT
Instrument ID: DORY										
Total/NA	Prep	7470A			25 mL	25 mL	428554	03/09/23 09:25	RSR	EET PIT
Total/NA	Analysis	EPA 7470A		1			428715	03/09/23 12:53	RJR	EET PIT
Instrument ID: HGZ										
Total/NA	Analysis	SM 2540C		1	100 mL	100 mL	427325	02/23/23 17:25	LWM	EET PIT
Instrument ID: NOEQUIP										
Total/NA	Analysis	SM2320 B		1			427358	02/23/23 22:29	MAM	EET PIT
Instrument ID: PCTITRATOR										
Total/NA	Analysis	Field Sampling		1			428202	02/21/23 13:05	FDS	EET PIT
Instrument ID: NOEQUIP										

Laboratory References:

EET PIT = Eurofins Pittsburgh, 301 Alpha Drive, RIDC Park, Pittsburgh, PA 15238, TEL (412)963-7058

Accreditation/Certification Summary

Client: Southern Company
 Project/Site: CCR - Plant Scherer Cell 1

Job ID: 680-230924-1

Laboratory: Eurofins Pittsburgh

All accreditations/certifications held by this laboratory are listed. Not all accreditations/certifications are applicable to this report.

Authority	Program	Identification Number	Expiration Date
Arkansas DEQ	State	19-033-0	06-27-23
California	State	2891	04-30-23
Connecticut	State	PH-0688	09-30-22 *
Florida	NELAP	E871008	06-30-23
Georgia	State	PA 02-00416	04-30-23
Illinois	NELAP	004375	06-30-23
Kansas	NELAP	E-10350	03-31-23
Kentucky (UST)	State	162013	04-30-23
Kentucky (WW)	State	KY98043	12-31-23
Louisiana	NELAP	04041	06-30-22 *
Louisiana (All)	NELAP	04041	06-30-23
Maine	State	PA00164	03-06-24
Minnesota	NELAP	042-999-482	12-31-23
New Hampshire	NELAP	2030	04-04-23
New Jersey	NELAP	PA005	06-30-23
New York	NELAP	11182	04-01-23
North Carolina (WW/SW)	State	434	12-31-23
North Dakota	State	R-227	04-30-23
Oregon	NELAP	PA-2151	02-06-24
Pennsylvania	NELAP	02-00416	04-30-23
Rhode Island	State	LAO00362	12-31-22 *
South Carolina	State	89014	04-30-23
Texas	NELAP	T104704528	03-31-23
US Fish & Wildlife	US Federal Programs	058448	03-31-23
USDA	US Federal Programs	P330-16-00211	06-21-24
Utah	NELAP	PA001462019-8	05-31-23
Virginia	NELAP	10043	09-14-23
West Virginia DEP	State	142	03-31-23
Wisconsin	State	998027800	08-31-23

* Accreditation/Certification renewal pending - accreditation/certification considered valid.



Method Summary

Client: Southern Company
Project/Site: CCR - Plant Scherer Cell 1

Job ID: 680-230924-1

Method	Method Description	Protocol	Laboratory
EPA 300.0 R2.1	Anions, Ion Chromatography	EPA	EET PIT
EPA 6020B	Metals (ICP/MS)	SW846	EET PIT
EPA 7470A	Mercury (CVAA)	SW846	EET PIT
SM 2540C	Solids, Total Dissolved (TDS)	SM	EET PIT
SM2320 B	Alkalinity, Total	SM18	EET PIT
Field Sampling	Field Sampling	EPA	EET PIT
3005A	Preparation, Total Recoverable or Dissolved Metals	SW846	EET PIT
7470A	Preparation, Mercury	SW846	EET PIT

Protocol References:

EPA = US Environmental Protection Agency

SM = "Standard Methods For The Examination Of Water And Wastewater"

SM18 = "Standard Methods For The Examination Of Water And Wastewater", 18th Edition, 1992.

SW846 = "Test Methods For Evaluating Solid Waste, Physical/Chemical Methods", Third Edition, November 1986 And Its Updates.

Laboratory References:

EET PIT = Eurofins Pittsburgh, 301 Alpha Drive, RIDC Park, Pittsburgh, PA 15238, TEL (412)963-7058



RT 198
FZ 197 10:30 A
9156
02.23

Do not lift using this tag.



Environment Testing
TestAmerica

Part # 159469-434 MTW EXP-1123



680-230924 Waybill

ORIGIN ID: LIYA (678) 966-9991
GEORGE TAYLOR
EUROFINS ATLANTA SC
6215 REGENCY PARKWAY NW
SUITE 900
NORCROSS, GA 30071
UNITED STATES US

SHIP WTE: 22FEB23
ACTWG: 45.00 LB MAN
CAD: 59116/CAFE3616

BIL RECIPIENT

(Place)

TO SAMPLE RECEIVING
EUROFINS TESTAMERICA PITTSBURGH
301 ALPHA DR.
RIDC PARK
PITTSBURGH PA 15238

(412) 963-7058
REF: PO:

Uncorrected temp 2.5 °C
Thermometer ID 18
CFC-1 Initials MS

PT-WI-SR-001 effective 11/8/18

FedEx
Express



THU - 23 FEB 10:30A
PRIORITY OVERNIGHT

TRK# 6072 5516 9156
0201

NX-AGCA

15238
PA-US PIT



- 1
- 2
- 3
- 4
- 5
- 6
- 7
- 8
- 9
- 10
- 11
- 12

TestAmerica Pittsburgh

301 Alpha Drive
RIDC Park
Pittsburgh, PA 15238-2907
phone 412.963.7058 fax 412.963.2468

Chain of Custody Record

TestAmerica


THE LEADER IN ENVIRONMENTAL TESTING

TestAmerica Laboratories, Inc.

Regulatory Program: DW NPDES RCRA Other:

M/K/F

Client Contact Joju Abraham Southern Company 241 Ralph McGill Blvd SE B10185 Atlanta, GA 30308 JAbraham@southernco.com Project Name: CCR - Plant Scherer Cell 1 Site: Georgia Project #: 68027798		Project Manager: Dawn Prell Tel/Fax: 248-536-5445		Site Contact: Dawn Prell Lab Contact: David Fuller		Date: 02/22/23 Carrier: CORONA NOW		COC No. _____ 1 of 1 COCs																									
Analysis Turnaround Time <input checked="" type="checkbox"/> CALENDAR DAYS <input type="checkbox"/> WORKING DAYS TAT if different from Below 3-5 days _____ <input type="checkbox"/> 2 weeks <input type="checkbox"/> 1 week <input type="checkbox"/> 2 days <input type="checkbox"/> 1 day		Sample Identification		Sample Date		Sample Time		Sample Type (C=Comp, G=Grab)		Matrix		# of Cont.		Filtered Sample (Y/N)		Perform MS / MSD (Y/N)		6020, 7470A: As, Ba, B, Be, Ca, Cd, Cr, Co, Cu, Pb, Hg, Ni, Sb, Se, Ag, Ti, Vn, Zn		Cations: Na, Mg, K		Cl, F, SO4, TDS		Alkalinity (total, CO3, HCO3)		Sampler:		For Lab Use Only: Walk-in Client Lab Sampling		Job / SDG No.:		Sample Specific Notes.	
SCH-GWC-10		2/21/2023		13:05		G		WG		4		X		X		X		X														pH= 6.33	
Preservation Used: 1= Ice, 2= HCl, 3= H2SO4, 4= HNO3, 5= NaOH, 6= Other		Possible Hazard Identification: Are any samples from a listed EPA Hazardous Waste? Please List any EPA Waste Codes for the sample in the Comments Section if the lab is to dispose of the sample <input type="checkbox"/> Non-Hazard <input type="checkbox"/> Flammable <input type="checkbox"/> Skin Irritant <input type="checkbox"/> Poison B <input type="checkbox"/> Unknown		Sample Disposal (A fee may be assessed if samples are retained longer than 1 month) <input type="checkbox"/> Return to Client <input type="checkbox"/> Disposal by Lab <input type="checkbox"/> Archive for _____ Months		Special Instructions/QC Requirements & Comments: SCH-CCR-ASSMT-2023S1		Custody Seals Intact: <input type="checkbox"/> Yes <input type="checkbox"/> No		Custody Seal No.: 08:30		Cooler Temp. (°C): Obs'd: _____		Corr'd _____		Therm ID No.:		Relequished by: Dawn Prell / DAVAN FULTON Company: WSP Date/Time: 02/22/23		Received by: M/K/F Company: CORONA NOW Date/Time: 2/22/23 8:30 AM		Relequished by: M/K/F Company: CORONA NOW Date/Time: 2/23/23 10:10		Received by: M/K/F Company: CORONA NOW Date/Time: 2/22/23 10:10		Relequished by: M/K/F Company: CORONA NOW Date/Time: 2/22/23 10:10		Received by: M/K/F Company: CORONA NOW Date/Time: 2/22/23 10:10					



Page 18 of 19

3/13/2023



Login Sample Receipt Checklist

Client: Southern Company

Job Number: 680-230924-1

Login Number: 230924

List Source: Eurofins Pittsburgh

List Number: 2

Creator: Kovitch, Christina M

Question	Answer	Comment
Radioactivity wasn't checked or is </= background as measured by a survey meter.	N/A	
The cooler's custody seal, if present, is intact.	True	
Sample custody seals, if present, are intact.	True	
The cooler or samples do not appear to have been compromised or tampered with.	True	
Samples were received on ice.	True	
Cooler Temperature is acceptable.	True	
Cooler Temperature is recorded.	True	
COC is present.	True	
COC is filled out in ink and legible.	True	
COC is filled out with all pertinent information.	True	
Is the Field Sampler's name present on COC?	True	
There are no discrepancies between the containers received and the COC.	True	
Samples are received within Holding Time (excluding tests with immediate HTs)	True	
Sample containers have legible labels.	True	
Containers are not broken or leaking.	True	
Sample collection date/times are provided.	True	
Appropriate sample containers are used.	True	
Sample bottles are completely filled.	True	
Sample Preservation Verified.	True	
There is sufficient vol. for all requested analyses, incl. any requested MS/MSDs	True	
Containers requiring zero headspace have no headspace or bubble is <6mm (1/4").	True	
Multiphasic samples are not present.	True	
Samples do not require splitting or compositing.	True	
Residual Chlorine Checked.	N/A	





ANALYTICAL REPORT

PREPARED FOR

Attn: Joju Abraham
Southern Company
241 Ralph McGill Blvd SE
B10185
Atlanta, Georgia 30308

Generated 4/25/2023 8:31:09 AM Revision 1

JOB DESCRIPTION

CCR - Plant Scherer Effluent

JOB NUMBER

680-232482-1

Eurofins Savannah

Job Notes

The test results in this report meet NELAP requirements for parameters for which accreditation is required or available. Any exceptions to the NELAP requirements are noted. Results pertain only to samples listed in this report. This report may not be reproduced, except in full, without the written approval of the laboratory. Questions should be directed to the person who signed this report.

The test results in this report relate only to the samples as received by the laboratory and will meet all requirements of the methodology, with any exceptions noted. This report shall not be reproduced except in full, without the express written approval of the laboratory. All questions should be directed to the Eurofins Environment Testing Southeast, LLC Project Manager.

Authorization



Authorized for release by
David Fuller, Project Manager
David.Fuller@et.eurofinsus.com
(770)344-8986

Generated
4/25/2023 8:31:09 AM
Revision 1

Definitions/Glossary

Client: Southern Company
Project/Site: CCR - Plant Scherer Effluent

Job ID: 680-232482-1

Qualifiers

Metals

Qualifier	Qualifier Description
^+	Continuing Calibration Verification (CCV) is outside acceptance limits, high biased.
B	Compound was found in the blank and sample.
J	Result is less than the RL but greater than or equal to the MDL and the concentration is an approximate value.

Glossary

Abbreviation	These commonly used abbreviations may or may not be present in this report.
▫	Listed under the "D" column to designate that the result is reported on a dry weight basis
%R	Percent Recovery
CFL	Contains Free Liquid
CFU	Colony Forming Unit
CNF	Contains No Free Liquid
DER	Duplicate Error Ratio (normalized absolute difference)
Dil Fac	Dilution Factor
DL	Detection Limit (DoD/DOE)
DL, RA, RE, IN	Indicates a Dilution, Re-analysis, Re-extraction, or additional Initial metals/anion analysis of the sample
DLC	Decision Level Concentration (Radiochemistry)
EDL	Estimated Detection Limit (Dioxin)
LOD	Limit of Detection (DoD/DOE)
LOQ	Limit of Quantitation (DoD/DOE)
MCL	EPA recommended "Maximum Contaminant Level"
MDA	Minimum Detectable Activity (Radiochemistry)
MDC	Minimum Detectable Concentration (Radiochemistry)
MDL	Method Detection Limit
ML	Minimum Level (Dioxin)
MPN	Most Probable Number
MQL	Method Quantitation Limit
NC	Not Calculated
ND	Not Detected at the reporting limit (or MDL or EDL if shown)
NEG	Negative / Absent
POS	Positive / Present
PQL	Practical Quantitation Limit
PRES	Presumptive
QC	Quality Control
RER	Relative Error Ratio (Radiochemistry)
RL	Reporting Limit or Requested Limit (Radiochemistry)
RPD	Relative Percent Difference, a measure of the relative difference between two points
TEF	Toxicity Equivalent Factor (Dioxin)
TEQ	Toxicity Equivalent Quotient (Dioxin)
TNTC	Too Numerous To Count

Sample Summary

Client: Southern Company
Project/Site: CCR - Plant Scherer Effluent

Job ID: 680-232482-1

Lab Sample ID	Client Sample ID	Matrix	Collected	Received
680-232482-1	SCH-Effluent	Water	03/23/23 12:00	03/24/23 10:30

1

2

3

4

5

6

7

8

9

10

11

12

Case Narrative

Client: Southern Company
Project/Site: CCR - Plant Scherer Effluent

Job ID: 680-232482-1

Job ID: 680-232482-1

Laboratory: Eurofins Savannah

Narrative

Job Narrative 680-232482-1

Revision 1

The report being provided is a revision of the original report sent on 4/20/2023. The report (revision 1) is being revised in order to correct the Client Ssample ID to SCH-Effluent.

Receipt

The sample was received on 3/24/2023 10:30 AM. Unless otherwise noted below, the sample arrived in good condition, and, where required, properly preserved and on ice. The temperature of the cooler at receipt time was 4.5°C

Metals

Method 6020B: More than 10 samples were injected between CCV/CCB pairs. Data is to be reported with narration. SCH-Effluent (680-232482-1)

Method 6020B: The following sample was diluted due to the nature of the sample matrix: SCH-Effluent (680-232482-1) at a 10x (2.5 mL to 25 mL) dilution due to matrix effects. Elevated reporting limits (RLs) are provided.

Method 6020B: The method blank for preparation batch 180-432324 and analytical batch 180-432563 contained copper and zinc above the reporting limit (RL). This analyte is considered a common laboratory contaminant. The associated sample(s) was not re-digested and/or re-analyzed because the concentration of the common lab contaminant in the method blank was less than 5 times the RL. SCH-Effluent (680-232482-1) and (MB 180-432324/1-A)

Method 6020B: The method blank for preparation batch 180-432324 contained thallium above the reporting limit (RL). None of the samples associated with this method blank contained the target compound; therefore, re-extraction and/or re-analysis of samples were not performed.

Method 6020B: The method blank for preparation batch 180-432324 and analytical batch 180-432563 contained nickel above the reporting limit (RL). Associated sample was not re-extracted and/or re-analyzed because results were greater than 10X the value found in the method blank.

Method 6020B: The following sample was diluted due to the nature of the sample matrix: SCH-Effluent (680-232482-1). These samples were prepared at a 5x dilution (5 mL to 25 mL) due to matrix effects. Elevated reporting limits (RLs) are provided.

Method 6020B: The CCV analyzed before the sample had a recovery 2% above the control limit for zinc. The CCV analyzed after the sample had a recovery 1% above the control limit for vanadium. The results are reported with a qualifier. SCH-Effluent (680-232482-1)

Method 7470A: The following sample was prepped/digested for mercury at a 10X dilution due to the nature of the sample matrix: SCH-Effluent (680-232482-1). Elevated reporting limits (RLs) are provided.

No additional analytical or quality issues were noted, other than those described above or in the Definitions/ Glossary page.

Client Sample Results

Client: Southern Company
 Project/Site: CCR - Plant Scherer Effluent

Job ID: 680-232482-1

Client Sample ID: SCH-Effluent

Lab Sample ID: 680-232482-1

Date Collected: 03/23/23 12:00

Matrix: Water

Date Received: 03/24/23 10:30

Method: SW846 EPA 6020B - Metals (ICP/MS) - Total Recoverable

Analyte	Result	Qualifier	RL	MDL	Unit	D	Prepared	Analyzed	Dil Fac
Antimony	0.013	J B	0.020	0.0097	mg/L		04/14/23 10:15	04/17/23 12:19	1
Arsenic	0.0097		0.0050	0.0014	mg/L		04/18/23 10:20	04/19/23 16:47	1
Barium	0.42		0.10	0.031	mg/L		04/14/23 10:15	04/17/23 12:19	1
Beryllium	<0.0027		0.025	0.0027	mg/L		04/14/23 10:15	04/17/23 12:19	1
Cadmium	0.085	B	0.025	0.0022	mg/L		04/14/23 10:15	04/17/23 12:19	1
Chromium	0.18		0.020	0.015	mg/L		04/14/23 10:15	04/17/23 12:19	1
Cobalt	0.039		0.013	0.0013	mg/L		04/18/23 10:20	04/19/23 16:47	1
Copper	0.17	B	0.020	0.011	mg/L		04/14/23 10:15	04/17/23 12:19	1
Lead	0.0051		0.0050	0.0019	mg/L		04/18/23 10:20	04/19/23 16:47	1
Nickel	0.50	B	0.010	0.0052	mg/L		04/14/23 10:15	04/17/23 12:19	1
Selenium	0.074	B	0.050	0.0074	mg/L		04/14/23 10:15	04/17/23 12:19	1
Silver	<0.0022		0.010	0.0022	mg/L		04/14/23 10:15	04/17/23 12:19	1
Thallium	<0.0047		0.010	0.0047	mg/L		04/14/23 10:15	04/17/23 12:19	1
Vanadium	0.042	^+	0.0050	0.0039	mg/L		04/18/23 10:20	04/19/23 16:47	1
Zinc	3.2	B ^+	0.075	0.030	mg/L		04/18/23 10:20	04/19/23 16:47	1

Method: SW846 EPA 7470A - Mercury (CVAA)

Analyte	Result	Qualifier	RL	MDL	Unit	D	Prepared	Analyzed	Dil Fac
Mercury	0.0042		0.00020	0.00013	mg/L		04/05/23 07:24	04/06/23 12:09	1

QC Sample Results

Client: Southern Company
Project/Site: CCR - Plant Scherer Effluent

Job ID: 680-232482-1

Method: EPA 6020B - Metals (ICP/MS)

Lab Sample ID: MB 180-432324/1-A
Matrix: Water
Analysis Batch: 432563

Client Sample ID: Method Blank
Prep Type: Total Recoverable
Prep Batch: 432324

Analyte	MB MB		RL	MDL	Unit	D	Prepared	Analyzed	Dil Fac
	Result	Qualifier							
Antimony	0.00136	J	0.0020	0.00097	mg/L		04/14/23 10:15	04/17/23 10:28	1
Barium	<0.0031		0.010	0.0031	mg/L		04/14/23 10:15	04/17/23 10:28	1
Beryllium	0.00111	J	0.0025	0.00027	mg/L		04/14/23 10:15	04/17/23 10:28	1
Cadmium	0.00143	J	0.0025	0.00022	mg/L		04/14/23 10:15	04/17/23 10:28	1
Chromium	<0.0015		0.0020	0.0015	mg/L		04/14/23 10:15	04/17/23 10:28	1
Copper	0.00360		0.0020	0.0011	mg/L		04/14/23 10:15	04/17/23 10:28	1
Nickel	0.00143		0.0010	0.00052	mg/L		04/14/23 10:15	04/17/23 10:28	1
Selenium	0.00226	J	0.0050	0.00074	mg/L		04/14/23 10:15	04/17/23 10:28	1
Silver	0.000685	J	0.0010	0.00022	mg/L		04/14/23 10:15	04/17/23 10:28	1
Thallium	0.00298		0.0010	0.00047	mg/L		04/14/23 10:15	04/17/23 10:28	1

Lab Sample ID: LCS 180-432324/2-A
Matrix: Water
Analysis Batch: 432563

Client Sample ID: Lab Control Sample
Prep Type: Total Recoverable
Prep Batch: 432324

Analyte	Spike Added	LCS Result	LCS Qualifier	Unit	D	%Rec	%Rec Limits
Barium	1.00	1.00		mg/L		100	80 - 120
Beryllium	0.500	0.530		mg/L		106	80 - 120
Cadmium	0.500	0.498		mg/L		100	80 - 120
Chromium	0.500	0.491		mg/L		98	80 - 120
Copper	0.500	0.510		mg/L		102	80 - 120
Nickel	0.500	0.518		mg/L		104	80 - 120
Selenium	1.00	0.959		mg/L		96	80 - 120
Silver	0.250	0.242		mg/L		97	80 - 120
Thallium	1.00	1.04		mg/L		104	80 - 120

Lab Sample ID: 680-231319-C-5-D MS
Matrix: Water
Analysis Batch: 432563

Client Sample ID: Matrix Spike
Prep Type: Total Recoverable
Prep Batch: 432324

Analyte	Sample Result	Sample Qualifier	Spike Added	MS Result	MS Qualifier	Unit	D	%Rec	%Rec Limits
Barium	0.014		1.00	0.994		mg/L		98	75 - 125
Beryllium	<0.00014		0.500	0.513		mg/L		103	75 - 125
Cadmium	<0.00011		0.500	0.484		mg/L		97	75 - 125
Chromium	0.0041		0.500	0.485		mg/L		96	75 - 125
Copper	0.0012	B	0.500	0.487		mg/L		97	75 - 125
Nickel	<0.00026		0.500	0.496		mg/L		99	75 - 125
Selenium	<0.00037		1.00	0.929		mg/L		93	75 - 125
Silver	<0.00011		0.250	0.236		mg/L		94	75 - 125
Thallium	<0.00024		1.00	1.00		mg/L		100	75 - 125

Lab Sample ID: 680-231319-C-5-E MSD
Matrix: Water
Analysis Batch: 432563

Client Sample ID: Matrix Spike Duplicate
Prep Type: Total Recoverable
Prep Batch: 432324

Analyte	Sample Result	Sample Qualifier	Spike Added	MSD Result	MSD Qualifier	Unit	D	%Rec	%Rec Limits	RPD	RPD Limit

Eurofins Savannah

QC Sample Results

Client: Southern Company
Project/Site: CCR - Plant Scherer Effluent

Job ID: 680-232482-1

Method: EPA 6020B - Metals (ICP/MS) (Continued)

Lab Sample ID: 680-231319-C-5-E MSD
Matrix: Water
Analysis Batch: 432563

Client Sample ID: Matrix Spike Duplicate
Prep Type: Total Recoverable
Prep Batch: 432324

Analyte	Sample Result	Sample Qualifier	Spike Added	MSD Result	MSD Qualifier	Unit	D	%Rec	%Rec Limits	RPD	RPD Limit
Barium	0.014		1.00	1.03		mg/L		102	75 - 125	4	20
Beryllium	<0.00014		0.500	0.518		mg/L		104	75 - 125	1	20
Cadmium	<0.00011		0.500	0.502		mg/L		100	75 - 125	4	20
Chromium	0.0041		0.500	0.502		mg/L		100	75 - 125	3	20
Copper	0.0012	B	0.500	0.501		mg/L		100	75 - 125	3	20
Nickel	<0.00026		0.500	0.507		mg/L		101	75 - 125	2	20
Selenium	<0.00037		1.00	0.974		mg/L		97	75 - 125	5	20
Silver	<0.00011		0.250	0.241		mg/L		96	75 - 125	2	20
Thallium	<0.00024		1.00	1.03		mg/L		103	75 - 125	3	20

Lab Sample ID: MB 180-432597/1-A
Matrix: Water
Analysis Batch: 432852

Client Sample ID: Method Blank
Prep Type: Total Recoverable
Prep Batch: 432597

Analyte	MB Result	MB Qualifier	RL	MDL	Unit	D	Prepared	Analyzed	Dil Fac
Arsenic	<0.00028		0.0010	0.00028	mg/L		04/18/23 10:20	04/19/23 16:36	1
Cobalt	<0.00026		0.0025	0.00026	mg/L		04/18/23 10:20	04/19/23 16:36	1
Lead	<0.00038		0.0010	0.00038	mg/L		04/18/23 10:20	04/19/23 16:36	1
Vanadium	<0.00078	^+	0.0010	0.00078	mg/L		04/18/23 10:20	04/19/23 16:36	1
Zinc	0.0101	J ^+	0.015	0.0060	mg/L		04/18/23 10:20	04/19/23 16:36	1

Lab Sample ID: LCS 180-432597/2-A
Matrix: Water
Analysis Batch: 432852

Client Sample ID: Lab Control Sample
Prep Type: Total Recoverable
Prep Batch: 432597

Analyte	Spike Added	LCS Result	LCS Qualifier	Unit	D	%Rec	%Rec Limits
Arsenic	1.00	1.05		mg/L		105	80 - 120
Cobalt	0.500	0.518		mg/L		104	80 - 120
Lead	0.500	0.518		mg/L		104	80 - 120
Vanadium	0.500	0.533	^+	mg/L		107	80 - 120
Zinc	0.250	0.274	^+	mg/L		109	80 - 120

Lab Sample ID: LCSD 180-432597/3-A
Matrix: Water
Analysis Batch: 432852

Client Sample ID: Lab Control Sample Dup
Prep Type: Total Recoverable
Prep Batch: 432597

Analyte	Spike Added	LCSD Result	LCSD Qualifier	Unit	D	%Rec	%Rec Limits	RPD	RPD Limit
Arsenic	1.00	1.00		mg/L		100	80 - 120	5	20
Cobalt	0.500	0.493		mg/L		99	80 - 120	5	20
Lead	0.500	0.504		mg/L		101	80 - 120	3	20
Vanadium	0.500	0.518	^+	mg/L		104	80 - 120	3	20
Zinc	0.250	0.269	^+	mg/L		108	80 - 120	2	20

QC Sample Results

Client: Southern Company
 Project/Site: CCR - Plant Scherer Effluent

Job ID: 680-232482-1

Method: EPA 7470A - Mercury (CVAA)

Lab Sample ID: MB 180-431374/1-A
Matrix: Water
Analysis Batch: 431590

Client Sample ID: Method Blank
Prep Type: Total/NA
Prep Batch: 431374

Analyte	MB Result	MB Qualifier	RL	MDL	Unit	D	Prepared	Analyzed	Dil Fac
Mercury	<0.00013		0.00020	0.00013	mg/L		04/05/23 07:24	04/06/23 11:52	1

Lab Sample ID: LCS 180-431374/2-A
Matrix: Water
Analysis Batch: 431590

Client Sample ID: Lab Control Sample
Prep Type: Total/NA
Prep Batch: 431374

Analyte	Spike Added	LCS Result	LCS Qualifier	Unit	D	%Rec	%Rec Limits
Mercury	0.00250	0.00240		mg/L		96	80 - 120

Lab Sample ID: 180-153435-C-9-B MS
Matrix: Water
Analysis Batch: 431590

Client Sample ID: Matrix Spike
Prep Type: Dissolved
Prep Batch: 431374

Analyte	Sample Result	Sample Qualifier	Spike Added	MS Result	MS Qualifier	Unit	D	%Rec	%Rec Limits
Mercury	<0.00013		0.00100	0.000882		mg/L		88	75 - 125

Lab Sample ID: 180-153435-C-9-C MSD
Matrix: Water
Analysis Batch: 431590

Client Sample ID: Matrix Spike Duplicate
Prep Type: Dissolved
Prep Batch: 431374

Analyte	Sample Result	Sample Qualifier	Spike Added	MSD Result	MSD Qualifier	Unit	D	%Rec	%Rec Limits	RPD	RPD Limit
Mercury	<0.00013		0.00100	0.000850		mg/L		85	75 - 125	4	20

QC Association Summary

Client: Southern Company
Project/Site: CCR - Plant Scherer Effluent

Job ID: 680-232482-1

Metals

Prep Batch: 431374

Lab Sample ID	Client Sample ID	Prep Type	Matrix	Method	Prep Batch
680-232482-1	SCH-Effluent	Total/NA	Water	7470A	
MB 180-431374/1-A	Method Blank	Total/NA	Water	7470A	
LCS 180-431374/2-A	Lab Control Sample	Total/NA	Water	7470A	
180-153435-C-9-B MS	Matrix Spike	Dissolved	Water	7470A	
180-153435-C-9-C MSD	Matrix Spike Duplicate	Dissolved	Water	7470A	

Analysis Batch: 431590

Lab Sample ID	Client Sample ID	Prep Type	Matrix	Method	Prep Batch
680-232482-1	SCH-Effluent	Total/NA	Water	EPA 7470A	431374
MB 180-431374/1-A	Method Blank	Total/NA	Water	EPA 7470A	431374
LCS 180-431374/2-A	Lab Control Sample	Total/NA	Water	EPA 7470A	431374
180-153435-C-9-B MS	Matrix Spike	Dissolved	Water	EPA 7470A	431374
180-153435-C-9-C MSD	Matrix Spike Duplicate	Dissolved	Water	EPA 7470A	431374

Prep Batch: 432324

Lab Sample ID	Client Sample ID	Prep Type	Matrix	Method	Prep Batch
680-232482-1	SCH-Effluent	Total Recoverable	Water	3005A	
MB 180-432324/1-A	Method Blank	Total Recoverable	Water	3005A	
LCS 180-432324/2-A	Lab Control Sample	Total Recoverable	Water	3005A	
680-231319-C-5-D MS	Matrix Spike	Total Recoverable	Water	3005A	
680-231319-C-5-E MSD	Matrix Spike Duplicate	Total Recoverable	Water	3005A	

Analysis Batch: 432563

Lab Sample ID	Client Sample ID	Prep Type	Matrix	Method	Prep Batch
680-232482-1	SCH-Effluent	Total Recoverable	Water	EPA 6020B	432324
MB 180-432324/1-A	Method Blank	Total Recoverable	Water	EPA 6020B	432324
LCS 180-432324/2-A	Lab Control Sample	Total Recoverable	Water	EPA 6020B	432324
680-231319-C-5-D MS	Matrix Spike	Total Recoverable	Water	EPA 6020B	432324
680-231319-C-5-E MSD	Matrix Spike Duplicate	Total Recoverable	Water	EPA 6020B	432324

Prep Batch: 432597

Lab Sample ID	Client Sample ID	Prep Type	Matrix	Method	Prep Batch
680-232482-1	SCH-Effluent	Total Recoverable	Water	3005A	
MB 180-432597/1-A	Method Blank	Total Recoverable	Water	3005A	
LCS 180-432597/2-A	Lab Control Sample	Total Recoverable	Water	3005A	
LCSD 180-432597/3-A	Lab Control Sample Dup	Total Recoverable	Water	3005A	

Analysis Batch: 432852

Lab Sample ID	Client Sample ID	Prep Type	Matrix	Method	Prep Batch
680-232482-1	SCH-Effluent	Total Recoverable	Water	EPA 6020B	432597
MB 180-432597/1-A	Method Blank	Total Recoverable	Water	EPA 6020B	432597
LCS 180-432597/2-A	Lab Control Sample	Total Recoverable	Water	EPA 6020B	432597
LCSD 180-432597/3-A	Lab Control Sample Dup	Total Recoverable	Water	EPA 6020B	432597

Eurofins Savannah

Lab Chronicle

Client: Southern Company
Project/Site: CCR - Plant Scherer Effluent

Job ID: 680-232482-1

Client Sample ID: SCH-Effluent

Lab Sample ID: 680-232482-1

Date Collected: 03/23/23 12:00

Matrix: Water

Date Received: 03/24/23 10:30

Prep Type	Batch Type	Batch Method	Run	Dil Factor	Initial Amount	Final Amount	Batch Number	Prepared or Analyzed	Analyst	Lab
Total Recoverable	Prep	3005A			2.5 mL	25 mL	432324	04/14/23 10:15	HCY	EET PIT
Total Recoverable	Analysis	EPA 6020B		1			432563	04/17/23 12:19	RSK	EET PIT
Instrument ID: A										
Total Recoverable	Prep	3005A			5 mL	25 mL	432597	04/18/23 10:20	HCY	EET PIT
Total Recoverable	Analysis	EPA 6020B		1			432852	04/19/23 16:47	RSK	EET PIT
Instrument ID: DORY										
Total/NA	Prep	7470A			25 mL	25 mL	431374	04/05/23 07:24	RJR	EET PIT
Total/NA	Analysis	EPA 7470A		1			431590	04/06/23 12:09	RJR	EET PIT
Instrument ID: HGZ										

Laboratory References:

EET PIT = Eurofins Pittsburgh, 301 Alpha Drive, RIDC Park, Pittsburgh, PA 15238, TEL (412)963-7058



Accreditation/Certification Summary

Client: Southern Company
 Project/Site: CCR - Plant Scherer Effluent

Job ID: 680-232482-1

Laboratory: Eurofins Pittsburgh

All accreditations/certifications held by this laboratory are listed. Not all accreditations/certifications are applicable to this report.

Authority	Program	Identification Number	Expiration Date
Arkansas DEQ	State	19-033-0	06-27-23
California	State	2891	04-30-23
Connecticut	State	PH-0688	09-30-24
Florida	NELAP	E871008	06-30-23
Georgia	State	PA 02-00416	04-30-23
Illinois	NELAP	004375	06-30-23
Kansas	NELAP	E-10350	01-31-24
Kentucky (UST)	State	162013	04-30-23
Kentucky (WW)	State	KY98043	12-31-23
Louisiana	NELAP	04041	06-30-22 *
Louisiana (All)	NELAP	04041	06-30-23
Maine	State	PA00164	03-06-24
Minnesota	NELAP	042-999-482	12-31-23
New Hampshire	NELAP	2030	04-04-24
New Jersey	NELAP	PA005	06-30-23
New York	NELAP	11182	04-01-24
North Carolina (WW/SW)	State	434	12-31-23
North Dakota	State	R-227	04-30-23
Oregon	NELAP	PA-2151	02-06-24
Pennsylvania	NELAP	02-00416	04-30-24
Rhode Island	State	LAO00362	12-31-22 *
South Carolina	State	89014	04-30-23
Texas	NELAP	T104704528	03-31-24
USDA	US Federal Programs	P330-16-00211	06-21-24
Utah	NELAP	PA001462019-8	05-31-23
Virginia	NELAP	10043	09-14-23
West Virginia DEP	State	142	03-31-23 *
Wisconsin	State	998027800	08-31-23

* Accreditation/Certification renewal pending - accreditation/certification considered valid.

Method Summary

Client: Southern Company
Project/Site: CCR - Plant Scherer Effluent

Job ID: 680-232482-1


Method	Method Description	Protocol	Laboratory
EPA 6020B	Metals (ICP/MS)	SW846	EET PIT
EPA 7470A	Mercury (CVAA)	SW846	EET PIT
3005A	Preparation, Total Recoverable or Dissolved Metals	SW846	EET PIT
7470A	Preparation, Mercury	SW846	EET PIT

Protocol References:

SW846 = "Test Methods For Evaluating Solid Waste, Physical/Chemical Methods", Third Edition, November 1986 And Its Updates.

Laboratory References:

EET PIT = Eurofins Pittsburgh, 301 Alpha Drive, RIDC Park, Pittsburgh, PA 15238, TEL (412)963-7058



Chain of Custody Record

TestAmerica Pittsburgh
101 Alpha Drive
IDC Park
Pittsburgh, PA 15238-2907
Phone 412.963.7058 Fax 412.963.2468

TestAmerica Laboratories, Inc.

Regulatory Program: DW NPDES RCRA Other:

Client Contact
Joju Abraham
Southern Company
241 Ralph McGill Blvd SE B10185
Atlanta, GA 30308
j.abraham@southernco.com
Project Name: CCR - Plant Scherer Effluent
Site Georgia
PO # 68027798

Project Manager: Dawn Prell
Tel/Fax: 248-536-5445

Site Contact: Dawn Prell
Lab Contact: David Fuller

Date: 3/23/23
Carrier:


COC No.: 1 of 1 COCs
Sampler: 1101-211
For Lab Use Only:
Walk-in Client
Lab Sampling
Job / SDG No.:

Analysis Turnaround Time
 CALENDAR DAYS WORKING DAYS
TAT if different from Below
 2 weeks
 1 week
 2 days
 1 day

Sample Specific Notes:
Collected from Unit 2

Sample Identification	Sample Date	Sample Time	Sample Type (C=Comp, G=Grab)	Matrix	# of Cont.
Effluent	3/23/2023	12:00	G	WW	2

SP, AS, BA, BE, CD, CR, CO, CU, PB, HG, NI, SE, AG, TI, VN, ZN	Perform MS / MSD (Y / N)	Filtered Sample (Y / N)	4
744-ATLANTA			
Sample Disposal (A fee may be assessed if samples are retained longer than 1 month)			



Preservation Used: 1= Ice, 2= HCl; 3= H2SO4; 4= HNO3; 5= NaOH; 6= Other
Possible Hazard Identification: Are any samples from a listed EPA Hazardous Waste? Please List any EPA Waste Codes for the sample in the Comments Section if the lab is to dispose of the sample.
 Non-Hazard Flammable Skin Irritant Poison B Unknown

Special Instructions/QC Requirements & Comments: Task Code SCH-CGR-ASSMT-2023S1
 Return to Client Disposal by Lab Archive for Months

Custody Seals Intact	Yes	No	Therm ID No.
Relinquished by: MARK MANN	<input checked="" type="checkbox"/>	<input type="checkbox"/>	Company
Relinquished by: [Signature]	<input checked="" type="checkbox"/>	<input type="checkbox"/>	Company
Relinquished by: [Signature]	<input checked="" type="checkbox"/>	<input type="checkbox"/>	Company

Received by: 3/23/23 14:20
Received by: 3/23/23 14:20
Received in Laboratory by: 3/23/23 10:30

Login Sample Receipt Checklist

Client: Southern Company

Job Number: 680-232482-1

Login Number: 232482

List Number: 2

Creator: Watson, Debbie

List Source: Eurofins Pittsburgh

Question	Answer	Comment
Radioactivity wasn't checked or is \leq background as measured by a survey meter.	N/A	
The cooler's custody seal, if present, is intact.	True	
The cooler or samples do not appear to have been compromised or tampered with.	True	
Samples were received on ice.	True	
Cooler Temperature is acceptable.	True	
Cooler Temperature is recorded.	True	
COC is present.	True	
COC is filled out in ink and legible.	True	
COC is filled out with all pertinent information.	True	
Is the Field Sampler's name present on COC?	True	
There are no discrepancies between the sample IDs on the containers and the COC.	True	
Samples are received within Holding Time.	True	
Sample containers have legible labels.	True	
Containers are not broken or leaking.	True	
Sample collection date/times are provided.	True	
Appropriate sample containers are used.	True	
Sample bottles are completely filled.	True	
Sample Preservation Verified	True	
There is sufficient vol. for all requested analyses, incl. any requested MS/MSDs	True	
Containers requiring zero headspace have no headspace or bubble is $<6\text{mm}$ (1/4").	True	
If necessary, staff have been informed of any short hold time or quick TAT needs	True	
Multiphasic samples are not present.	True	
Samples do not require splitting or compositing.	N/A	



ANALYTICAL REPORT

PREPARED FOR

Attn: Joju Abraham
Southern Company
241 Ralph McGill Blvd SE
B10185
Atlanta, Georgia 30308

Generated 4/18/2023 4:41:42 PM Revision 1

JOB DESCRIPTION

CCR - Plant Scherer PAC Ash Cell

JOB NUMBER

680-231281-1

Eurofins Savannah

Job Notes

The test results in this report meet NELAP requirements for parameters for which accreditation is required or available. Any exceptions to the NELAP requirements are noted. Results pertain only to samples listed in this report. This report may not be reproduced, except in full, without the written approval of the laboratory. Questions should be directed to the person who signed this report.

The test results in this report relate only to the samples as received by the laboratory and will meet all requirements of the methodology, with any exceptions noted. This report shall not be reproduced except in full, without the express written approval of the laboratory. All questions should be directed to the Eurofins Environment Testing Southeast, LLC Project Manager.

Authorization



Authorized for release by
David Fuller, Project Manager
David.Fuller@et.eurofinsus.com
(770)344-8986

Generated
4/18/2023 4:41:42 PM
Revision 1

Definitions/Glossary

Client: Southern Company
Project/Site: CCR - Plant Scherer PAC Ash Cell

Job ID: 680-231281-1

Qualifiers

HPLC/IC

Qualifier	Qualifier Description
J	Result is less than the RL but greater than or equal to the MDL and the concentration is an approximate value.

Metals

Qualifier	Qualifier Description
J	Result is less than the RL but greater than or equal to the MDL and the concentration is an approximate value.

Glossary

Abbreviation	These commonly used abbreviations may or may not be present in this report.
▫	Listed under the "D" column to designate that the result is reported on a dry weight basis
%R	Percent Recovery
CFL	Contains Free Liquid
CFU	Colony Forming Unit
CNF	Contains No Free Liquid
DER	Duplicate Error Ratio (normalized absolute difference)
Dil Fac	Dilution Factor
DL	Detection Limit (DoD/DOE)
DL, RA, RE, IN	Indicates a Dilution, Re-analysis, Re-extraction, or additional Initial metals/anion analysis of the sample
DLC	Decision Level Concentration (Radiochemistry)
EDL	Estimated Detection Limit (Dioxin)
LOD	Limit of Detection (DoD/DOE)
LOQ	Limit of Quantitation (DoD/DOE)
MCL	EPA recommended "Maximum Contaminant Level"
MDA	Minimum Detectable Activity (Radiochemistry)
MDC	Minimum Detectable Concentration (Radiochemistry)
MDL	Method Detection Limit
ML	Minimum Level (Dioxin)
MPN	Most Probable Number
MQL	Method Quantitation Limit
NC	Not Calculated
ND	Not Detected at the reporting limit (or MDL or EDL if shown)
NEG	Negative / Absent
POS	Positive / Present
PQL	Practical Quantitation Limit
PRES	Presumptive
QC	Quality Control
RER	Relative Error Ratio (Radiochemistry)
RL	Reporting Limit or Requested Limit (Radiochemistry)
RPD	Relative Percent Difference, a measure of the relative difference between two points
TEF	Toxicity Equivalent Factor (Dioxin)
TEQ	Toxicity Equivalent Quotient (Dioxin)
TNTC	Too Numerous To Count

Sample Summary

Client: Southern Company
Project/Site: CCR - Plant Scherer PAC Ash Cell

Job ID: 680-231281-1

Lab Sample ID	Client Sample ID	Matrix	Collected	Received
680-231281-1	SCH-GWC-29	Water	03/01/23 12:06	03/03/23 10:20
680-231281-2	SCH-GWA-49	Water	03/01/23 10:35	03/03/23 10:20
680-231281-3	SCH-GWC-50	Water	03/01/23 11:45	03/03/23 10:20
680-231281-4	SCH-GWC-52	Water	03/01/23 10:24	03/03/23 10:20
680-231281-5	SCH-PAC-EB-6	Water	03/01/23 10:00	03/03/23 10:20
680-231281-6	SCH-PAC-EB-7	Water	03/01/23 12:40	03/03/23 10:20

1

2

3

4

5

6

7

8

9

10

11

12

Case Narrative

Client: Southern Company
Project/Site: CCR - Plant Scherer PAC Ash Cell

Job ID: 680-231281-1

Job ID: 680-231281-1

Laboratory: Eurofins Savannah

Narrative

Job Narrative 680-231281-1

Revision 1

The report being provided is a revision of the original report sent on 4/7/2023. The report (revision 1) is being revised in order to report the re-analysis of the first five samples in this submittal for Boron.

Receipt

The samples were received on 3/3/2023 10:20 AM. Unless otherwise noted below, the samples arrived in good condition, and, where required, properly preserved and on ice. The temperatures of the 3 coolers at receipt time were 2.6°C, 2.7°C and 3.1°C

HPLC/IC

No additional analytical or quality issues were noted, other than those described above or in the Definitions/ Glossary page.

Metals

Method 6020B: The post digestion spike % recovery for barium associated with batch 180-430208 was outside of control limits. The associated sample is: SCH-GWC-50 (680-231281-3).

No additional analytical or quality issues were noted, other than those described above or in the Definitions/ Glossary page.

General Chemistry

No additional analytical or quality issues were noted, other than those described above or in the Definitions/ Glossary page.

Client Sample Results

Client: Southern Company
 Project/Site: CCR - Plant Scherer PAC Ash Cell

Job ID: 680-231281-1

Client Sample ID: SCH-GWC-29

Lab Sample ID: 680-231281-1

Date Collected: 03/01/23 12:06

Matrix: Water

Date Received: 03/03/23 10:20

Method: EPA 300.0 R2.1 - Anions, Ion Chromatography

Analyte	Result	Qualifier	RL	MDL	Unit	D	Prepared	Analyzed	Dil Fac
Chloride	3.9		1.0	0.71	mg/L			03/09/23 05:14	1
Fluoride	0.042	J	0.10	0.026	mg/L			03/08/23 02:15	1
Sulfate	2.4		1.0	0.76	mg/L			03/08/23 02:15	1

Method: SW846 EPA 6020B - Metals (ICP/MS) - Total Recoverable

Analyte	Result	Qualifier	RL	MDL	Unit	D	Prepared	Analyzed	Dil Fac
Antimony	<0.00097		0.0020	0.00097	mg/L		03/09/23 09:10	03/22/23 17:45	1
Arsenic	<0.00028		0.0010	0.00028	mg/L		03/09/23 09:10	03/22/23 17:45	1
Barium	0.020		0.010	0.0031	mg/L		03/09/23 09:10	03/22/23 17:45	1
Beryllium	<0.00027		0.0025	0.00027	mg/L		03/09/23 09:10	03/22/23 17:45	1
Boron	0.075	J	0.080	0.060	mg/L		03/09/23 09:10	04/14/23 16:24	1
Cadmium	<0.00022		0.0025	0.00022	mg/L		03/09/23 09:10	03/22/23 17:45	1
Calcium	19		0.50	0.13	mg/L		03/09/23 09:10	03/22/23 17:45	1
Chromium	<0.0015		0.0020	0.0015	mg/L		03/09/23 09:10	03/22/23 17:45	1
Cobalt	<0.00026		0.0025	0.00026	mg/L		03/09/23 09:10	03/22/23 17:45	1
Copper	<0.0011		0.0020	0.0011	mg/L		03/09/23 09:10	03/22/23 17:45	1
Lead	<0.00038		0.0010	0.00038	mg/L		03/09/23 09:10	03/22/23 17:45	1
Magnesium	11		0.50	0.050	mg/L		03/09/23 09:10	03/22/23 17:45	1
Nickel	0.0038		0.0010	0.00052	mg/L		03/09/23 09:10	03/22/23 17:45	1
Potassium	0.78		0.50	0.16	mg/L		03/09/23 09:10	03/22/23 17:45	1
Selenium	<0.00074		0.0050	0.00074	mg/L		03/09/23 09:10	03/22/23 17:45	1
Silver	<0.00022		0.0010	0.00022	mg/L		03/09/23 09:10	03/22/23 17:45	1
Sodium	5.9		0.50	0.18	mg/L		03/09/23 09:10	03/22/23 17:45	1
Thallium	<0.00047		0.0010	0.00047	mg/L		03/09/23 09:10	03/22/23 17:45	1
Vanadium	0.0051		0.0010	0.00078	mg/L		03/09/23 09:10	03/22/23 17:45	1
Zinc	<0.0060		0.015	0.0060	mg/L		03/09/23 09:10	03/22/23 17:45	1

Method: SW846 EPA 7470A - Mercury (CVAA)

Analyte	Result	Qualifier	RL	MDL	Unit	D	Prepared	Analyzed	Dil Fac
Mercury	<0.00013		0.00020	0.00013	mg/L		03/08/23 14:59	03/13/23 10:55	1

General Chemistry

Analyte	Result	Qualifier	RL	MDL	Unit	D	Prepared	Analyzed	Dil Fac
Total Dissolved Solids (SM 2540C)	130		10	10	mg/L			03/06/23 18:28	1
Total Alkalinity as CaCO3 to pH 4.5 (SM18 SM2320 B)	100		5.0	5.0	mg/L			03/06/23 16:41	1
Bicarbonate Alkalinity as CaCO3 (SM18 SM2320 B)	100		5.0	5.0	mg/L			03/06/23 16:41	1
Carbonate Alkalinity as CaCO3 (SM18 SM2320 B)	<5.0		5.0	5.0	mg/L			03/06/23 16:41	1

Method: EPA Field Sampling - Field Sampling

Analyte	Result	Qualifier	RL	MDL	Unit	D	Prepared	Analyzed	Dil Fac
pH	6.11				SU			03/01/23 12:06	1

Client Sample ID: SCH-GWA-49

Lab Sample ID: 680-231281-2

Date Collected: 03/01/23 10:35

Matrix: Water

Date Received: 03/03/23 10:20

Method: EPA 300.0 R2.1 - Anions, Ion Chromatography

Analyte	Result	Qualifier	RL	MDL	Unit	D	Prepared	Analyzed	Dil Fac
Chloride	2.1		1.0	0.71	mg/L			03/09/23 05:58	1

Eurofins Savannah

Client Sample Results

Client: Southern Company
Project/Site: CCR - Plant Scherer PAC Ash Cell

Job ID: 680-231281-1

Client Sample ID: SCH-GWA-49

Lab Sample ID: 680-231281-2

Date Collected: 03/01/23 10:35

Matrix: Water

Date Received: 03/03/23 10:20

Method: EPA 300.0 R2.1 - Anions, Ion Chromatography (Continued)

Analyte	Result	Qualifier	RL	MDL	Unit	D	Prepared	Analyzed	Dil Fac
Fluoride	0.036	J	0.10	0.026	mg/L			03/08/23 00:38	1
Sulfate	1.2		1.0	0.76	mg/L			03/08/23 00:38	1

Method: SW846 EPA 6020B - Metals (ICP/MS) - Total Recoverable

Analyte	Result	Qualifier	RL	MDL	Unit	D	Prepared	Analyzed	Dil Fac
Antimony	<0.00097		0.0020	0.00097	mg/L		03/09/23 09:10	03/22/23 17:48	1
Arsenic	<0.00028		0.0010	0.00028	mg/L		03/09/23 09:10	03/22/23 17:48	1
Barium	0.019		0.010	0.0031	mg/L		03/09/23 09:10	03/22/23 17:48	1
Beryllium	<0.00027		0.0025	0.00027	mg/L		03/09/23 09:10	03/22/23 17:48	1
Boron	<0.060		0.080	0.060	mg/L		03/09/23 09:10	04/14/23 16:27	1
Cadmium	<0.00022		0.0025	0.00022	mg/L		03/09/23 09:10	03/22/23 17:48	1
Calcium	15		0.50	0.13	mg/L		03/09/23 09:10	03/22/23 17:48	1
Chromium	0.0057		0.0020	0.0015	mg/L		03/09/23 09:10	03/22/23 17:48	1
Cobalt	<0.00026		0.0025	0.00026	mg/L		03/09/23 09:10	03/22/23 17:48	1
Copper	0.0011	J	0.0020	0.0011	mg/L		03/09/23 09:10	03/22/23 17:48	1
Lead	<0.00038		0.0010	0.00038	mg/L		03/09/23 09:10	03/22/23 17:48	1
Magnesium	7.0		0.50	0.050	mg/L		03/09/23 09:10	03/22/23 17:48	1
Nickel	<0.00052		0.0010	0.00052	mg/L		03/09/23 09:10	03/22/23 17:48	1
Potassium	0.80		0.50	0.16	mg/L		03/09/23 09:10	03/22/23 17:48	1
Selenium	<0.00074		0.0050	0.00074	mg/L		03/09/23 09:10	03/22/23 17:48	1
Silver	<0.00022		0.0010	0.00022	mg/L		03/09/23 09:10	03/22/23 17:48	1
Sodium	5.7		0.50	0.18	mg/L		03/09/23 09:10	03/22/23 17:48	1
Thallium	<0.00047		0.0010	0.00047	mg/L		03/09/23 09:10	03/22/23 17:48	1
Vanadium	0.019		0.0010	0.00078	mg/L		03/09/23 09:10	03/22/23 17:48	1
Zinc	<0.0060		0.015	0.0060	mg/L		03/09/23 09:10	03/22/23 17:48	1

Method: SW846 EPA 7470A - Mercury (CVAA)

Analyte	Result	Qualifier	RL	MDL	Unit	D	Prepared	Analyzed	Dil Fac
Mercury	<0.00013		0.00020	0.00013	mg/L		03/08/23 14:59	03/13/23 10:56	1

General Chemistry

Analyte	Result	Qualifier	RL	MDL	Unit	D	Prepared	Analyzed	Dil Fac
Total Dissolved Solids (SM 2540C)	120		10	10	mg/L			03/06/23 18:28	1
Total Alkalinity as CaCO3 to pH 4.5 (SM18 SM2320 B)	84		5.0	5.0	mg/L			03/06/23 17:07	1
Bicarbonate Alkalinity as CaCO3 (SM18 SM2320 B)	84		5.0	5.0	mg/L			03/06/23 17:07	1
Carbonate Alkalinity as CaCO3 (SM18 SM2320 B)	<5.0		5.0	5.0	mg/L			03/06/23 17:07	1

Method: EPA Field Sampling - Field Sampling

Analyte	Result	Qualifier	RL	MDL	Unit	D	Prepared	Analyzed	Dil Fac
pH	6.98				SU			03/01/23 10:35	1

Client Sample ID: SCH-GWC-50

Lab Sample ID: 680-231281-3

Date Collected: 03/01/23 11:45

Matrix: Water

Date Received: 03/03/23 10:20

Method: EPA 300.0 R2.1 - Anions, Ion Chromatography

Analyte	Result	Qualifier	RL	MDL	Unit	D	Prepared	Analyzed	Dil Fac
Chloride	14		1.0	0.71	mg/L			03/09/23 06:13	1
Fluoride	0.029	J	0.10	0.026	mg/L			03/08/23 00:52	1

Eurofins Savannah

Client Sample Results

Client: Southern Company
Project/Site: CCR - Plant Scherer PAC Ash Cell

Job ID: 680-231281-1

Client Sample ID: SCH-GWC-50

Lab Sample ID: 680-231281-3

Date Collected: 03/01/23 11:45

Matrix: Water

Date Received: 03/03/23 10:20

Method: EPA 300.0 R2.1 - Anions, Ion Chromatography (Continued)

Analyte	Result	Qualifier	RL	MDL	Unit	D	Prepared	Analyzed	Dil Fac
Sulfate	170		1.0	0.76	mg/L			03/08/23 00:52	1

Method: SW846 EPA 6020B - Metals (ICP/MS) - Total Recoverable

Analyte	Result	Qualifier	RL	MDL	Unit	D	Prepared	Analyzed	Dil Fac
Antimony	<0.00097		0.0020	0.00097	mg/L		03/09/23 09:10	03/22/23 18:00	1
Arsenic	<0.00028		0.0010	0.00028	mg/L		03/09/23 09:10	03/22/23 18:00	1
Barium	0.038		0.010	0.0031	mg/L		03/09/23 09:10	03/22/23 18:00	1
Beryllium	<0.00027		0.0025	0.00027	mg/L		03/09/23 09:10	03/22/23 18:00	1
Boron	0.95		0.080	0.060	mg/L		04/14/23 10:15	04/17/23 12:02	1
Cadmium	<0.00022		0.0025	0.00022	mg/L		03/09/23 09:10	03/22/23 18:00	1
Calcium	20		0.50	0.13	mg/L		03/09/23 09:10	03/22/23 18:00	1
Chromium	<0.0015		0.0020	0.0015	mg/L		03/09/23 09:10	03/22/23 18:00	1
Cobalt	0.010		0.0025	0.00026	mg/L		03/09/23 09:10	03/22/23 18:00	1
Copper	<0.0011		0.0020	0.0011	mg/L		03/09/23 09:10	03/22/23 18:00	1
Lead	<0.00038		0.0010	0.00038	mg/L		03/09/23 09:10	03/22/23 18:00	1
Magnesium	11		0.50	0.050	mg/L		03/09/23 09:10	03/22/23 18:00	1
Nickel	0.0073		0.0010	0.00052	mg/L		03/09/23 09:10	03/22/23 18:00	1
Potassium	1.7		0.50	0.16	mg/L		03/09/23 09:10	03/22/23 18:00	1
Selenium	<0.00074		0.0050	0.00074	mg/L		03/09/23 09:10	03/22/23 18:00	1
Silver	<0.00022		0.0010	0.00022	mg/L		03/09/23 09:10	03/22/23 18:00	1
Sodium	55		0.50	0.18	mg/L		03/09/23 09:10	03/22/23 18:00	1
Thallium	<0.00047		0.0010	0.00047	mg/L		03/09/23 09:10	03/22/23 18:00	1
Vanadium	<0.00078		0.0010	0.00078	mg/L		03/09/23 09:10	03/22/23 18:00	1
Zinc	0.016		0.015	0.0060	mg/L		03/09/23 09:10	03/22/23 18:00	1

Method: SW846 EPA 7470A - Mercury (CVAA)

Analyte	Result	Qualifier	RL	MDL	Unit	D	Prepared	Analyzed	Dil Fac
Mercury	<0.00013		0.00020	0.00013	mg/L		03/08/23 14:59	03/13/23 11:00	1

General Chemistry

Analyte	Result	Qualifier	RL	MDL	Unit	D	Prepared	Analyzed	Dil Fac
Total Dissolved Solids (SM 2540C)	290		10	10	mg/L			03/06/23 18:28	1
Total Alkalinity as CaCO3 to pH 4.5 (SM18 SM2320 B)	9.4		5.0	5.0	mg/L			03/06/23 17:17	1
Bicarbonate Alkalinity as CaCO3 (SM18 SM2320 B)	9.4		5.0	5.0	mg/L			03/06/23 17:17	1
Carbonate Alkalinity as CaCO3 (SM18 SM2320 B)	<5.0		5.0	5.0	mg/L			03/06/23 17:17	1

Method: EPA Field Sampling - Field Sampling

Analyte	Result	Qualifier	RL	MDL	Unit	D	Prepared	Analyzed	Dil Fac
pH	5.69				SU			03/01/23 11:45	1

Client Sample ID: SCH-GWC-52

Lab Sample ID: 680-231281-4

Date Collected: 03/01/23 10:24

Matrix: Water

Date Received: 03/03/23 10:20

Method: EPA 300.0 R2.1 - Anions, Ion Chromatography

Analyte	Result	Qualifier	RL	MDL	Unit	D	Prepared	Analyzed	Dil Fac
Chloride	8.0		1.0	0.71	mg/L			03/09/23 06:28	1
Fluoride	0.066	J	0.10	0.026	mg/L			03/08/23 01:06	1
Sulfate	70		1.0	0.76	mg/L			03/08/23 01:06	1

Eurofins Savannah

Client Sample Results

Client: Southern Company
Project/Site: CCR - Plant Scherer PAC Ash Cell

Job ID: 680-231281-1

Client Sample ID: SCH-GWC-52

Lab Sample ID: 680-231281-4

Date Collected: 03/01/23 10:24

Matrix: Water

Date Received: 03/03/23 10:20

Method: SW846 EPA 6020B - Metals (ICP/MS) - Total Recoverable

Analyte	Result	Qualifier	RL	MDL	Unit	D	Prepared	Analyzed	Dil Fac
Antimony	<0.00097		0.0020	0.00097	mg/L		03/09/23 09:10	03/22/23 18:18	1
Arsenic	0.00031	J	0.0010	0.00028	mg/L		03/09/23 09:10	03/22/23 18:18	1
Barium	0.023		0.010	0.0031	mg/L		03/09/23 09:10	03/22/23 18:18	1
Beryllium	<0.00027		0.0025	0.00027	mg/L		03/09/23 09:10	03/22/23 18:18	1
Boron	<0.060		0.080	0.060	mg/L		03/09/23 09:10	04/14/23 16:31	1
Cadmium	<0.00022		0.0025	0.00022	mg/L		03/09/23 09:10	03/22/23 18:18	1
Calcium	25		0.50	0.13	mg/L		03/09/23 09:10	03/22/23 18:18	1
Chromium	0.038		0.0020	0.0015	mg/L		03/09/23 09:10	03/22/23 18:18	1
Cobalt	<0.00026		0.0025	0.00026	mg/L		03/09/23 09:10	03/22/23 18:18	1
Copper	<0.0011		0.0020	0.0011	mg/L		03/09/23 09:10	03/22/23 18:18	1
Lead	<0.00038		0.0010	0.00038	mg/L		03/09/23 09:10	03/22/23 18:18	1
Magnesium	13		0.50	0.050	mg/L		03/09/23 09:10	03/22/23 18:18	1
Nickel	<0.00052		0.0010	0.00052	mg/L		03/09/23 09:10	03/22/23 18:18	1
Potassium	1.6		0.50	0.16	mg/L		03/09/23 09:10	03/22/23 18:18	1
Selenium	0.00099	J	0.0050	0.00074	mg/L		03/09/23 09:10	03/22/23 18:18	1
Silver	<0.00022		0.0010	0.00022	mg/L		03/09/23 09:10	03/22/23 18:18	1
Sodium	9.2		0.50	0.18	mg/L		03/09/23 09:10	03/22/23 18:18	1
Thallium	<0.00047		0.0010	0.00047	mg/L		03/09/23 09:10	03/22/23 18:18	1
Vanadium	0.011		0.0010	0.00078	mg/L		03/09/23 09:10	03/22/23 18:18	1
Zinc	<0.0060		0.015	0.0060	mg/L		03/09/23 09:10	03/22/23 18:18	1

Method: SW846 EPA 7470A - Mercury (CVAA)

Analyte	Result	Qualifier	RL	MDL	Unit	D	Prepared	Analyzed	Dil Fac
Mercury	<0.00013		0.00020	0.00013	mg/L		03/08/23 14:59	03/13/23 11:01	1

General Chemistry

Analyte	Result	Qualifier	RL	MDL	Unit	D	Prepared	Analyzed	Dil Fac
Total Dissolved Solids (SM 2540C)	190		10	10	mg/L			03/06/23 18:28	1
Total Alkalinity as CaCO3 to pH 4.5 (SM18 SM2320 B)	50		5.0	5.0	mg/L			03/06/23 17:21	1
Bicarbonate Alkalinity as CaCO3 (SM18 SM2320 B)	50		5.0	5.0	mg/L			03/06/23 17:21	1
Carbonate Alkalinity as CaCO3 (SM18 SM2320 B)	<5.0		5.0	5.0	mg/L			03/06/23 17:21	1

Method: EPA Field Sampling - Field Sampling

Analyte	Result	Qualifier	RL	MDL	Unit	D	Prepared	Analyzed	Dil Fac
pH	6.59				SU			03/01/23 10:24	1

Client Sample ID: SCH-PAC-EB-6

Lab Sample ID: 680-231281-5

Date Collected: 03/01/23 10:00

Matrix: Water

Date Received: 03/03/23 10:20

Method: EPA 300.0 R2.1 - Anions, Ion Chromatography

Analyte	Result	Qualifier	RL	MDL	Unit	D	Prepared	Analyzed	Dil Fac
Chloride	<0.71		1.0	0.71	mg/L			03/09/23 06:42	1
Fluoride	0.029	J	0.10	0.026	mg/L			03/08/23 02:57	1
Sulfate	<0.76		1.0	0.76	mg/L			03/08/23 02:57	1

Method: SW846 EPA 6020B - Metals (ICP/MS) - Total Recoverable

Analyte	Result	Qualifier	RL	MDL	Unit	D	Prepared	Analyzed	Dil Fac
Antimony	<0.00097		0.0020	0.00097	mg/L		03/09/23 09:10	03/22/23 18:22	1

Eurofins Savannah

Client Sample Results

Client: Southern Company
Project/Site: CCR - Plant Scherer PAC Ash Cell

Job ID: 680-231281-1

Client Sample ID: SCH-PAC-EB-6

Lab Sample ID: 680-231281-5

Date Collected: 03/01/23 10:00

Matrix: Water

Date Received: 03/03/23 10:20

Method: SW846 EPA 6020B - Metals (ICP/MS) - Total Recoverable (Continued)

Analyte	Result	Qualifier	RL	MDL	Unit	D	Prepared	Analyzed	Dil Fac
Arsenic	<0.00028		0.0010	0.00028	mg/L		03/09/23 09:10	03/22/23 18:22	1
Barium	<0.0031		0.010	0.0031	mg/L		03/09/23 09:10	03/22/23 18:22	1
Beryllium	<0.00027		0.0025	0.00027	mg/L		03/09/23 09:10	03/22/23 18:22	1
Boron	<0.060		0.080	0.060	mg/L		03/09/23 09:10	04/14/23 16:34	1
Cadmium	<0.00022		0.0025	0.00022	mg/L		03/09/23 09:10	03/22/23 18:22	1
Calcium	<0.13		0.50	0.13	mg/L		03/09/23 09:10	03/22/23 18:22	1
Chromium	<0.0015		0.0020	0.0015	mg/L		03/09/23 09:10	03/22/23 18:22	1
Cobalt	<0.00026		0.0025	0.00026	mg/L		03/09/23 09:10	03/22/23 18:22	1
Copper	<0.0011		0.0020	0.0011	mg/L		03/09/23 09:10	03/22/23 18:22	1
Lead	<0.00038		0.0010	0.00038	mg/L		03/09/23 09:10	03/22/23 18:22	1
Magnesium	<0.050		0.50	0.050	mg/L		03/09/23 09:10	03/22/23 18:22	1
Nickel	<0.00052		0.0010	0.00052	mg/L		03/09/23 09:10	03/22/23 18:22	1
Potassium	<0.16		0.50	0.16	mg/L		03/09/23 09:10	03/22/23 18:22	1
Selenium	<0.00074		0.0050	0.00074	mg/L		03/09/23 09:10	03/22/23 18:22	1
Silver	<0.00022		0.0010	0.00022	mg/L		03/09/23 09:10	03/22/23 18:22	1
Sodium	<0.18		0.50	0.18	mg/L		03/09/23 09:10	03/22/23 18:22	1
Thallium	<0.00047		0.0010	0.00047	mg/L		03/09/23 09:10	03/22/23 18:22	1
Vanadium	<0.00078		0.0010	0.00078	mg/L		03/09/23 09:10	03/22/23 18:22	1
Zinc	<0.0060		0.015	0.0060	mg/L		03/09/23 09:10	03/22/23 18:22	1

Method: SW846 EPA 7470A - Mercury (CVAA)

Analyte	Result	Qualifier	RL	MDL	Unit	D	Prepared	Analyzed	Dil Fac
Mercury	<0.00013		0.00020	0.00013	mg/L		03/08/23 14:59	03/13/23 11:02	1

General Chemistry

Analyte	Result	Qualifier	RL	MDL	Unit	D	Prepared	Analyzed	Dil Fac
Total Dissolved Solids (SM 2540C)	<10		10	10	mg/L			03/07/23 16:43	1
Total Alkalinity as CaCO3 to pH 4.5 (SM18 SM2320 B)	<5.0		5.0	5.0	mg/L			03/06/23 19:04	1
Bicarbonate Alkalinity as CaCO3 (SM18 SM2320 B)	<5.0		5.0	5.0	mg/L			03/06/23 19:04	1
Carbonate Alkalinity as CaCO3 (SM18 SM2320 B)	<5.0		5.0	5.0	mg/L			03/06/23 19:04	1

Client Sample ID: SCH-PAC-EB-7

Lab Sample ID: 680-231281-6

Date Collected: 03/01/23 12:40

Matrix: Water

Date Received: 03/03/23 10:20

Method: EPA 300.0 R2.1 - Anions, Ion Chromatography

Analyte	Result	Qualifier	RL	MDL	Unit	D	Prepared	Analyzed	Dil Fac
Chloride	<0.71		1.0	0.71	mg/L			03/09/23 06:57	1
Fluoride	0.029	J	0.10	0.026	mg/L			03/08/23 03:11	1
Sulfate	<0.76		1.0	0.76	mg/L			03/08/23 03:11	1

Method: SW846 EPA 6020B - Metals (ICP/MS) - Total Recoverable

Analyte	Result	Qualifier	RL	MDL	Unit	D	Prepared	Analyzed	Dil Fac
Antimony	<0.00097		0.0020	0.00097	mg/L		03/09/23 09:10	03/22/23 18:25	1
Arsenic	<0.00028		0.0010	0.00028	mg/L		03/09/23 09:10	03/22/23 18:25	1
Barium	<0.0031		0.010	0.0031	mg/L		03/09/23 09:10	03/22/23 18:25	1
Beryllium	<0.00027		0.0025	0.00027	mg/L		03/09/23 09:10	03/22/23 18:25	1
Boron	<0.060		0.080	0.060	mg/L		03/09/23 09:10	04/06/23 13:17	1

Eurofins Savannah

Client Sample Results

Client: Southern Company
 Project/Site: CCR - Plant Scherer PAC Ash Cell

Job ID: 680-231281-1

Client Sample ID: SCH-PAC-EB-7

Lab Sample ID: 680-231281-6

Date Collected: 03/01/23 12:40

Matrix: Water

Date Received: 03/03/23 10:20

Method: SW846 EPA 6020B - Metals (ICP/MS) - Total Recoverable (Continued)

Analyte	Result	Qualifier	RL	MDL	Unit	D	Prepared	Analyzed	Dil Fac
Cadmium	<0.00022		0.0025	0.00022	mg/L		03/09/23 09:10	03/22/23 18:25	1
Calcium	<0.13		0.50	0.13	mg/L		03/09/23 09:10	03/22/23 18:25	1
Chromium	<0.0015		0.0020	0.0015	mg/L		03/09/23 09:10	03/22/23 18:25	1
Cobalt	<0.00026		0.0025	0.00026	mg/L		03/09/23 09:10	03/22/23 18:25	1
Copper	<0.0011		0.0020	0.0011	mg/L		03/09/23 09:10	03/22/23 18:25	1
Lead	<0.00038		0.0010	0.00038	mg/L		03/09/23 09:10	03/22/23 18:25	1
Magnesium	<0.050		0.50	0.050	mg/L		03/09/23 09:10	03/22/23 18:25	1
Nickel	<0.00052		0.0010	0.00052	mg/L		03/09/23 09:10	03/22/23 18:25	1
Potassium	<0.16		0.50	0.16	mg/L		03/09/23 09:10	03/22/23 18:25	1
Selenium	<0.00074		0.0050	0.00074	mg/L		03/09/23 09:10	03/22/23 18:25	1
Silver	<0.00022		0.0010	0.00022	mg/L		03/09/23 09:10	03/22/23 18:25	1
Sodium	<0.18		0.50	0.18	mg/L		03/09/23 09:10	03/22/23 18:25	1
Thallium	<0.00047		0.0010	0.00047	mg/L		03/09/23 09:10	03/22/23 18:25	1
Vanadium	<0.00078		0.0010	0.00078	mg/L		03/09/23 09:10	03/22/23 18:25	1
Zinc	<0.0060		0.015	0.0060	mg/L		03/09/23 09:10	03/22/23 18:25	1

Method: SW846 EPA 7470A - Mercury (CVAA)

Analyte	Result	Qualifier	RL	MDL	Unit	D	Prepared	Analyzed	Dil Fac
Mercury	<0.00013		0.00020	0.00013	mg/L		03/08/23 14:59	03/13/23 11:03	1

General Chemistry

Analyte	Result	Qualifier	RL	MDL	Unit	D	Prepared	Analyzed	Dil Fac
Total Dissolved Solids (SM 2540C)	<10		10	10	mg/L			03/07/23 16:43	1
Total Alkalinity as CaCO3 to pH 4.5 (SM18 SM2320 B)	<5.0		5.0	5.0	mg/L			03/06/23 18:39	1
Bicarbonate Alkalinity as CaCO3 (SM18 SM2320 B)	<5.0		5.0	5.0	mg/L			03/06/23 18:39	1
Carbonate Alkalinity as CaCO3 (SM18 SM2320 B)	<5.0		5.0	5.0	mg/L			03/06/23 18:39	1

QC Sample Results

Client: Southern Company
 Project/Site: CCR - Plant Scherer PAC Ash Cell

Job ID: 680-231281-1

Method: EPA 300.0 R2.1 - Anions, Ion Chromatography

Lab Sample ID: MB 180-428338/42
Matrix: Water
Analysis Batch: 428338

Client Sample ID: Method Blank
Prep Type: Total/NA

Analyte	MB Result	MB Qualifier	RL	MDL	Unit	D	Prepared	Analyzed	Dil Fac
Fluoride	<0.026		0.10	0.026	mg/L			03/08/23 01:47	1
Sulfate	<0.76		1.0	0.76	mg/L			03/08/23 01:47	1

Lab Sample ID: MB 180-428338/6
Matrix: Water
Analysis Batch: 428338

Client Sample ID: Method Blank
Prep Type: Total/NA

Analyte	MB Result	MB Qualifier	RL	MDL	Unit	D	Prepared	Analyzed	Dil Fac
Chloride	<0.71		1.0	0.71	mg/L			03/07/23 17:09	1
Fluoride	<0.026		0.10	0.026	mg/L			03/07/23 17:09	1
Sulfate	<0.76		1.0	0.76	mg/L			03/07/23 17:09	1

Lab Sample ID: LCS 180-428338/43
Matrix: Water
Analysis Batch: 428338

Client Sample ID: Lab Control Sample
Prep Type: Total/NA

Analyte	Spike Added	LCS Result	LCS Qualifier	Unit	D	%Rec	%Rec Limits
Chloride	50.0	54.1		mg/L		108	90 - 110
Fluoride	2.50	2.50		mg/L		100	90 - 110
Sulfate	50.0	48.6		mg/L		97	90 - 110

Lab Sample ID: LCS 180-428338/7
Matrix: Water
Analysis Batch: 428338

Client Sample ID: Lab Control Sample
Prep Type: Total/NA

Analyte	Spike Added	LCS Result	LCS Qualifier	Unit	D	%Rec	%Rec Limits
Chloride	50.0	49.3		mg/L		99	90 - 110
Fluoride	2.50	2.29		mg/L		92	90 - 110
Sulfate	50.0	49.0		mg/L		98	90 - 110

Lab Sample ID: 680-231281-1 MS
Matrix: Water
Analysis Batch: 428338

Client Sample ID: SCH-GWC-29
Prep Type: Total/NA

Analyte	Sample Result	Sample Qualifier	Spike Added	MS Result	MS Qualifier	Unit	D	%Rec	%Rec Limits
Chloride	7.7	^2 B	50.0	57.1		mg/L		99	90 - 110
Fluoride	0.042	J	2.50	2.53		mg/L		99	90 - 110
Sulfate	2.4		50.0	51.9		mg/L		99	90 - 110

Lab Sample ID: 680-231281-1 MSD
Matrix: Water
Analysis Batch: 428338

Client Sample ID: SCH-GWC-29
Prep Type: Total/NA

Analyte	Sample Result	Sample Qualifier	Spike Added	MSD Result	MSD Qualifier	Unit	D	%Rec	%Rec Limits	RPD	RPD Limit
Chloride	7.7	^2 B	50.0	56.7		mg/L		98	90 - 110	1	20
Fluoride	0.042	J	2.50	2.51		mg/L		99	90 - 110	1	20
Sulfate	2.4		50.0	52.0		mg/L		99	90 - 110	0	20

Eurofins Savannah

QC Sample Results

Client: Southern Company
Project/Site: CCR - Plant Scherer PAC Ash Cell

Job ID: 680-231281-1

Method: EPA 300.0 R2.1 - Anions, Ion Chromatography (Continued)

Lab Sample ID: MB 180-428501/34
Matrix: Water
Analysis Batch: 428501

Client Sample ID: Method Blank
Prep Type: Total/NA

Analyte	MB Result	MB Qualifier	RL	MDL	Unit	D	Prepared	Analyzed	Dil Fac
Chloride	<0.71		1.0	0.71	mg/L			03/09/23 04:44	1
Fluoride	<0.026		0.10	0.026	mg/L			03/09/23 04:44	1
Sulfate	<0.76		1.0	0.76	mg/L			03/09/23 04:44	1

Lab Sample ID: LCS 180-428501/35
Matrix: Water
Analysis Batch: 428501

Client Sample ID: Lab Control Sample
Prep Type: Total/NA

Analyte	Spike Added	LCS Result	LCS Qualifier	Unit	D	%Rec	%Rec Limits
Chloride	50.0	50.3		mg/L		101	90 - 110
Fluoride	2.50	2.51		mg/L		100	90 - 110
Sulfate	50.0	49.9		mg/L		100	90 - 110

Lab Sample ID: 680-231281-1 MS
Matrix: Water
Analysis Batch: 428501

Client Sample ID: SCH-GWC-29
Prep Type: Total/NA

Analyte	Sample Result	Sample Qualifier	Spike Added	MS Result	MS Qualifier	Unit	D	%Rec	%Rec Limits
Chloride	3.9		50.0	56.9		mg/L		106	90 - 110
Fluoride	0.050	J	2.50	2.71		mg/L		106	90 - 110
Sulfate	2.6		50.0	56.1		mg/L		107	90 - 110

Lab Sample ID: 680-231281-1 MSD
Matrix: Water
Analysis Batch: 428501

Client Sample ID: SCH-GWC-29
Prep Type: Total/NA

Analyte	Sample Result	Sample Qualifier	Spike Added	MSD Result	MSD Qualifier	Unit	D	%Rec	%Rec Limits	RPD	RPD Limit
Chloride	3.9		50.0	54.9		mg/L		102	90 - 110	4	20
Fluoride	0.050	J	2.50	2.66		mg/L		105	90 - 110	2	20
Sulfate	2.6		50.0	54.0		mg/L		103	90 - 110	4	20

Method: EPA 6020B - Metals (ICP/MS)

Lab Sample ID: MB 180-428646/1-A
Matrix: Water
Analysis Batch: 430208

Client Sample ID: Method Blank
Prep Type: Total Recoverable
Prep Batch: 428646

Analyte	MB Result	MB Qualifier	RL	MDL	Unit	D	Prepared	Analyzed	Dil Fac
Antimony	<0.00097		0.0020	0.00097	mg/L		03/09/23 09:10	03/22/23 17:37	1
Arsenic	<0.00028		0.0010	0.00028	mg/L		03/09/23 09:10	03/22/23 17:37	1
Barium	<0.0031		0.010	0.0031	mg/L		03/09/23 09:10	03/22/23 17:37	1
Beryllium	<0.00027		0.0025	0.00027	mg/L		03/09/23 09:10	03/22/23 17:37	1
Cadmium	<0.00022		0.0025	0.00022	mg/L		03/09/23 09:10	03/22/23 17:37	1
Calcium	<0.13		0.50	0.13	mg/L		03/09/23 09:10	03/22/23 17:37	1
Chromium	<0.0015		0.0020	0.0015	mg/L		03/09/23 09:10	03/22/23 17:37	1
Cobalt	<0.00026		0.0025	0.00026	mg/L		03/09/23 09:10	03/22/23 17:37	1
Copper	<0.0011		0.0020	0.0011	mg/L		03/09/23 09:10	03/22/23 17:37	1
Lead	<0.00038		0.0010	0.00038	mg/L		03/09/23 09:10	03/22/23 17:37	1
Magnesium	<0.050		0.50	0.050	mg/L		03/09/23 09:10	03/22/23 17:37	1
Nickel	<0.00052		0.0010	0.00052	mg/L		03/09/23 09:10	03/22/23 17:37	1

Eurofins Savannah

QC Sample Results

Client: Southern Company
 Project/Site: CCR - Plant Scherer PAC Ash Cell

Job ID: 680-231281-1

Method: EPA 6020B - Metals (ICP/MS) (Continued)

Lab Sample ID: MB 180-428646/1-A
Matrix: Water
Analysis Batch: 430208

Client Sample ID: Method Blank
Prep Type: Total Recoverable
Prep Batch: 428646

Analyte	MB Result	MB Qualifier	RL	MDL	Unit	D	Prepared	Analyzed	Dil Fac
Potassium	<0.16		0.50	0.16	mg/L		03/09/23 09:10	03/22/23 17:37	1
Selenium	<0.00074		0.0050	0.00074	mg/L		03/09/23 09:10	03/22/23 17:37	1
Silver	<0.00022		0.0010	0.00022	mg/L		03/09/23 09:10	03/22/23 17:37	1
Sodium	<0.18		0.50	0.18	mg/L		03/09/23 09:10	03/22/23 17:37	1
Thallium	<0.00047		0.0010	0.00047	mg/L		03/09/23 09:10	03/22/23 17:37	1
Vanadium	<0.00078		0.0010	0.00078	mg/L		03/09/23 09:10	03/22/23 17:37	1
Zinc	<0.0060		0.015	0.0060	mg/L		03/09/23 09:10	03/22/23 17:37	1

Lab Sample ID: MB 180-428646/1-A
Matrix: Water
Analysis Batch: 431647

Client Sample ID: Method Blank
Prep Type: Total Recoverable
Prep Batch: 428646

Analyte	MB Result	MB Qualifier	RL	MDL	Unit	D	Prepared	Analyzed	Dil Fac
Boron	<0.060		0.080	0.060	mg/L		03/09/23 09:10	04/06/23 09:29	1

Lab Sample ID: MB 180-428646/1-A
Matrix: Water
Analysis Batch: 432466

Client Sample ID: Method Blank
Prep Type: Total Recoverable
Prep Batch: 428646

Analyte	MB Result	MB Qualifier	RL	MDL	Unit	D	Prepared	Analyzed	Dil Fac
Boron	<0.060		0.080	0.060	mg/L		03/09/23 09:10	04/14/23 16:17	1

Lab Sample ID: LCS 180-428646/2-A
Matrix: Water
Analysis Batch: 430208

Client Sample ID: Lab Control Sample
Prep Type: Total Recoverable
Prep Batch: 428646

Analyte	Spike Added	LCS Result	LCS Qualifier	Unit	D	%Rec	%Rec Limits
Antimony	0.250	0.271		mg/L		109	80 - 120
Arsenic	1.00	1.01		mg/L		101	80 - 120
Barium	1.00	1.02		mg/L		102	80 - 120
Beryllium	0.500	0.482		mg/L		96	80 - 120
Cadmium	0.500	0.511		mg/L		102	80 - 120
Calcium	25.0	27.7		mg/L		111	80 - 120
Chromium	0.500	0.514		mg/L		103	80 - 120
Cobalt	0.500	0.497		mg/L		99	80 - 120
Copper	0.500	0.501		mg/L		100	80 - 120
Lead	0.500	0.512		mg/L		102	80 - 120
Magnesium	25.0	25.4		mg/L		102	80 - 120
Nickel	0.500	0.489		mg/L		98	80 - 120
Potassium	25.0	25.8		mg/L		103	80 - 120
Selenium	1.00	1.03		mg/L		103	80 - 120
Silver	0.250	0.247		mg/L		99	80 - 120
Sodium	25.0	25.7		mg/L		103	80 - 120
Thallium	1.00	1.07		mg/L		107	80 - 120
Vanadium	0.500	0.518		mg/L		104	80 - 120
Zinc	0.250	0.253		mg/L		101	80 - 120

Eurofins Savannah

QC Sample Results

Client: Southern Company
 Project/Site: CCR - Plant Scherer PAC Ash Cell

Job ID: 680-231281-1

Method: EPA 6020B - Metals (ICP/MS) (Continued)

Lab Sample ID: LCS 180-428646/2-A
Matrix: Water
Analysis Batch: 431647

Client Sample ID: Lab Control Sample
Prep Type: Total Recoverable
Prep Batch: 428646

Analyte	Spike Added	LCS Result	LCS Qualifier	Unit	D	%Rec	%Rec Limits
Boron	1.25	1.34		mg/L		107	80 - 120

Lab Sample ID: LCS 180-428646/2-A
Matrix: Water
Analysis Batch: 432466

Client Sample ID: Lab Control Sample
Prep Type: Total Recoverable
Prep Batch: 428646

Analyte	Spike Added	LCS Result	LCS Qualifier	Unit	D	%Rec	%Rec Limits
Boron	1.25	1.14		mg/L		92	80 - 120

Lab Sample ID: 680-231281-3 MS
Matrix: Water
Analysis Batch: 430208

Client Sample ID: SCH-GWC-50
Prep Type: Total Recoverable
Prep Batch: 428646

Analyte	Sample Result	Sample Qualifier	Spike Added	MS Result	MS Qualifier	Unit	D	%Rec	%Rec Limits
Antimony	<0.00097		0.250	0.266		mg/L		107	75 - 125
Arsenic	<0.00028		1.00	0.995		mg/L		100	75 - 125
Barium	0.038		1.00	1.04		mg/L		100	75 - 125
Beryllium	<0.00027		0.500	0.474		mg/L		95	75 - 125
Cadmium	<0.00022		0.500	0.502		mg/L		100	75 - 125
Calcium	20		25.0	46.3		mg/L		106	75 - 125
Chromium	<0.0015		0.500	0.500		mg/L		100	75 - 125
Cobalt	0.010		0.500	0.501		mg/L		98	75 - 125
Copper	<0.0011		0.500	0.486		mg/L		97	75 - 125
Lead	<0.00038		0.500	0.500		mg/L		100	75 - 125
Magnesium	11		25.0	36.0		mg/L		99	75 - 125
Nickel	0.0073		0.500	0.488		mg/L		96	75 - 125
Potassium	1.7		25.0	26.9		mg/L		101	75 - 125
Selenium	<0.00074		1.00	0.997		mg/L		100	75 - 125
Silver	<0.00022		0.250	0.240		mg/L		96	75 - 125
Sodium	55		25.0	78.7		mg/L		93	75 - 125
Thallium	<0.00047		1.00	1.04		mg/L		104	75 - 125
Vanadium	<0.00078		0.500	0.507		mg/L		101	75 - 125
Zinc	0.016		0.250	0.262		mg/L		98	75 - 125

Lab Sample ID: 680-231281-3 MSD
Matrix: Water
Analysis Batch: 430208

Client Sample ID: SCH-GWC-50
Prep Type: Total Recoverable
Prep Batch: 428646

Analyte	Sample Result	Sample Qualifier	Spike Added	MSD Result	MSD Qualifier	Unit	D	%Rec	%Rec Limits	RPD	RPD Limit
Antimony	<0.00097		0.250	0.269		mg/L		108	75 - 125	1	20
Arsenic	<0.00028		1.00	1.01		mg/L		101	75 - 125	1	20
Barium	0.038		1.00	1.05		mg/L		101	75 - 125	2	20
Beryllium	<0.00027		0.500	0.479		mg/L		96	75 - 125	1	20
Cadmium	<0.00022		0.500	0.511		mg/L		102	75 - 125	2	20
Calcium	20		25.0	46.5		mg/L		107	75 - 125	1	20
Chromium	<0.0015		0.500	0.514		mg/L		103	75 - 125	3	20
Cobalt	0.010		0.500	0.508		mg/L		100	75 - 125	1	20
Copper	<0.0011		0.500	0.495		mg/L		99	75 - 125	2	20
Lead	<0.00038		0.500	0.506		mg/L		101	75 - 125	1	20

Eurofins Savannah

QC Sample Results

Client: Southern Company
 Project/Site: CCR - Plant Scherer PAC Ash Cell

Job ID: 680-231281-1

Method: EPA 6020B - Metals (ICP/MS) (Continued)

Lab Sample ID: 680-231281-3 MSD
Matrix: Water
Analysis Batch: 430208

Client Sample ID: SCH-GWC-50
Prep Type: Total Recoverable
Prep Batch: 428646

Analyte	Sample Result	Sample Qualifier	Spike Added	MSD Result	MSD Qualifier	Unit	D	%Rec	%Rec Limits	RPD	RPD Limit
Magnesium	11		25.0	36.4		mg/L		101	75 - 125	1	20
Nickel	0.0073		0.500	0.498		mg/L		98	75 - 125	2	20
Potassium	1.7		25.0	27.5		mg/L		103	75 - 125	2	20
Selenium	<0.00074		1.00	1.02		mg/L		102	75 - 125	2	20
Silver	<0.00022		0.250	0.248		mg/L		99	75 - 125	3	20
Sodium	55		25.0	78.3		mg/L		92	75 - 125	1	20
Thallium	<0.00047		1.00	1.07		mg/L		107	75 - 125	3	20
Vanadium	<0.00078		0.500	0.518		mg/L		104	75 - 125	2	20
Zinc	0.016		0.250	0.268		mg/L		101	75 - 125	2	20

Lab Sample ID: MB 180-432324/1-A
Matrix: Water
Analysis Batch: 432563

Client Sample ID: Method Blank
Prep Type: Total Recoverable
Prep Batch: 432324

Analyte	MB Result	MB Qualifier	RL	MDL	Unit	D	Prepared	Analyzed	Dil Fac
Boron	<0.060		0.080	0.060	mg/L		04/14/23 10:15	04/17/23 10:28	1

Lab Sample ID: LCS 180-432324/2-A
Matrix: Water
Analysis Batch: 432563

Client Sample ID: Lab Control Sample
Prep Type: Total Recoverable
Prep Batch: 432324

Analyte	Spike Added	LCS Result	LCS Qualifier	Unit	D	%Rec	%Rec Limits
Boron	1.25	1.21		mg/L		97	80 - 120

Lab Sample ID: 680-231319-C-5-D MS
Matrix: Water
Analysis Batch: 432563

Client Sample ID: Matrix Spike
Prep Type: Total Recoverable
Prep Batch: 432324

Analyte	Sample Result	Sample Qualifier	Spike Added	MS Result	MS Qualifier	Unit	D	%Rec	%Rec Limits
Boron	0.034	J	1.25	1.21		mg/L		94	75 - 125

Lab Sample ID: 680-231319-C-5-E MSD
Matrix: Water
Analysis Batch: 432563

Client Sample ID: Matrix Spike Duplicate
Prep Type: Total Recoverable
Prep Batch: 432324

Analyte	Sample Result	Sample Qualifier	Spike Added	MSD Result	MSD Qualifier	Unit	D	%Rec	%Rec Limits	RPD	RPD Limit
Boron	0.034	J	1.25	1.21		mg/L		94	75 - 125	0	20

Method: EPA 7470A - Mercury (CVAA)

Lab Sample ID: MB 180-428563/1-A
Matrix: Water
Analysis Batch: 429008

Client Sample ID: Method Blank
Prep Type: Total/NA
Prep Batch: 428563

Analyte	MB Result	MB Qualifier	RL	MDL	Unit	D	Prepared	Analyzed	Dil Fac
Mercury	<0.00013		0.00020	0.00013	mg/L		03/08/23 14:59	03/13/23 12:30	1

Eurofins Savannah

QC Sample Results

Client: Southern Company
 Project/Site: CCR - Plant Scherer PAC Ash Cell

Job ID: 680-231281-1

Method: EPA 7470A - Mercury (CVAA) (Continued)

Lab Sample ID: LCS 180-428563/2-A
Matrix: Water
Analysis Batch: 429008

Client Sample ID: Lab Control Sample
Prep Type: Total/NA
Prep Batch: 428563

Analyte	Spike Added	LCS Result	LCS Qualifier	Unit	D	%Rec	%Rec Limits
Mercury	0.00250	0.00260		mg/L		104	80 - 120

Lab Sample ID: 680-231325-D-7-B MS
Matrix: Water
Analysis Batch: 429008

Client Sample ID: Matrix Spike
Prep Type: Total/NA
Prep Batch: 428563

Analyte	Sample Result	Sample Qualifier	Spike Added	MS Result	MS Qualifier	Unit	D	%Rec	%Rec Limits
Mercury	<0.00013		0.00100	0.000990		mg/L		99	75 - 125

Lab Sample ID: 680-231325-D-7-C MSD
Matrix: Water
Analysis Batch: 429008

Client Sample ID: Matrix Spike Duplicate
Prep Type: Total/NA
Prep Batch: 428563

Analyte	Sample Result	Sample Qualifier	Spike Added	MSD Result	MSD Qualifier	Unit	D	%Rec	%Rec Limits	RPD	Limit
Mercury	<0.00013		0.00100	0.000996		mg/L		100	75 - 125	1	20

Method: SM 2540C - Solids, Total Dissolved (TDS)

Lab Sample ID: MB 180-428297/1
Matrix: Water
Analysis Batch: 428297

Client Sample ID: Method Blank
Prep Type: Total/NA

Analyte	MB Result	MB Qualifier	RL	MDL	Unit	D	Prepared	Analyzed	Dil Fac
Total Dissolved Solids	<10		10	10	mg/L			03/06/23 18:28	1

Lab Sample ID: LCS 180-428297/2
Matrix: Water
Analysis Batch: 428297

Client Sample ID: Lab Control Sample
Prep Type: Total/NA

Analyte	Spike Added	LCS Result	LCS Qualifier	Unit	D	%Rec	%Rec Limits
Total Dissolved Solids	665	634		mg/L		95	85 - 115

Lab Sample ID: 680-231281-2 DU
Matrix: Water
Analysis Batch: 428297

Client Sample ID: SCH-GWA-49
Prep Type: Total/NA

Analyte	Sample Result	Sample Qualifier	DU Result	DU Qualifier	Unit	D	RPD	Limit
Total Dissolved Solids	120		108		mg/L		8	10

Lab Sample ID: 680-231281-3 DU
Matrix: Water
Analysis Batch: 428297

Client Sample ID: SCH-GWC-50
Prep Type: Total/NA

Analyte	Sample Result	Sample Qualifier	DU Result	DU Qualifier	Unit	D	RPD	Limit
Total Dissolved Solids	290		288		mg/L		NC	10

Eurofins Savannah

QC Sample Results

Client: Southern Company
 Project/Site: CCR - Plant Scherer PAC Ash Cell

Job ID: 680-231281-1

Method: SM 2540C - Solids, Total Dissolved (TDS) (Continued)

Lab Sample ID: MB 180-428430/1
Matrix: Water
Analysis Batch: 428430

Client Sample ID: Method Blank
Prep Type: Total/NA

Analyte	MB Result	MB Qualifier	RL	MDL	Unit	D	Prepared	Analyzed	Dil Fac
Total Dissolved Solids	<10		10	10	mg/L			03/07/23 16:43	1

Lab Sample ID: LCS 180-428430/2
Matrix: Water
Analysis Batch: 428430

Client Sample ID: Lab Control Sample
Prep Type: Total/NA

Analyte	Spike Added	LCS Result	LCS Qualifier	Unit	D	%Rec	%Rec Limits
Total Dissolved Solids	665	656		mg/L		99	85 - 115

Lab Sample ID: 680-231281-5 DU
Matrix: Water
Analysis Batch: 428430

Client Sample ID: SCH-PAC-EB-6
Prep Type: Total/NA

Analyte	Sample Result	Sample Qualifier	DU Result	DU Qualifier	Unit	D	RPD	Limit
Total Dissolved Solids	<10		<10		mg/L		NC	10

Method: SM2320 B - Alkalinity, Total

Lab Sample ID: MB 180-428325/29
Matrix: Water
Analysis Batch: 428325

Client Sample ID: Method Blank
Prep Type: Total/NA

Analyte	MB Result	MB Qualifier	RL	MDL	Unit	D	Prepared	Analyzed	Dil Fac
Total Alkalinity as CaCO3 to pH 4.5	<5.0		5.0	5.0	mg/L			03/06/23 15:13	1
Bicarbonate Alkalinity as CaCO3	<5.0		5.0	5.0	mg/L			03/06/23 15:13	1
Carbonate Alkalinity as CaCO3	<5.0		5.0	5.0	mg/L			03/06/23 15:13	1

Lab Sample ID: MB 180-428325/53
Matrix: Water
Analysis Batch: 428325

Client Sample ID: Method Blank
Prep Type: Total/NA

Analyte	MB Result	MB Qualifier	RL	MDL	Unit	D	Prepared	Analyzed	Dil Fac
Total Alkalinity as CaCO3 to pH 4.5	<5.0		5.0	5.0	mg/L			03/06/23 17:03	1
Bicarbonate Alkalinity as CaCO3	<5.0		5.0	5.0	mg/L			03/06/23 17:03	1
Carbonate Alkalinity as CaCO3	<5.0		5.0	5.0	mg/L			03/06/23 17:03	1

Lab Sample ID: MB 180-428325/77
Matrix: Water
Analysis Batch: 428325

Client Sample ID: Method Blank
Prep Type: Total/NA

Analyte	MB Result	MB Qualifier	RL	MDL	Unit	D	Prepared	Analyzed	Dil Fac
Total Alkalinity as CaCO3 to pH 4.5	<5.0		5.0	5.0	mg/L			03/06/23 19:00	1
Bicarbonate Alkalinity as CaCO3	<5.0		5.0	5.0	mg/L			03/06/23 19:00	1
Carbonate Alkalinity as CaCO3	<5.0		5.0	5.0	mg/L			03/06/23 19:00	1

Eurofins Savannah

QC Sample Results

Client: Southern Company
 Project/Site: CCR - Plant Scherer PAC Ash Cell

Job ID: 680-231281-1

Method: SM2320 B - Alkalinity, Total (Continued)

Lab Sample ID: LCS 180-428325/28
Matrix: Water
Analysis Batch: 428325

Client Sample ID: Lab Control Sample
Prep Type: Total/NA

Analyte	Spike Added	LCS Result	LCS Qualifier	Unit	D	%Rec	%Rec Limits
Total Alkalinity as CaCO3 to pH 4.5	255	257		mg/L		101	90 - 110

Lab Sample ID: LCS 180-428325/52
Matrix: Water
Analysis Batch: 428325

Client Sample ID: Lab Control Sample
Prep Type: Total/NA

Analyte	Spike Added	LCS Result	LCS Qualifier	Unit	D	%Rec	%Rec Limits
Total Alkalinity as CaCO3 to pH 4.5	255	257		mg/L		101	90 - 110

Lab Sample ID: LCS 180-428325/76
Matrix: Water
Analysis Batch: 428325

Client Sample ID: Lab Control Sample
Prep Type: Total/NA

Analyte	Spike Added	LCS Result	LCS Qualifier	Unit	D	%Rec	%Rec Limits
Total Alkalinity as CaCO3 to pH 4.5	255	262		mg/L		103	90 - 110

Lab Sample ID: LLCS 180-428325/27
Matrix: Water
Analysis Batch: 428325

Client Sample ID: Lab Control Sample
Prep Type: Total/NA

Analyte	Spike Added	LLCS Result	LLCS Qualifier	Unit	D	%Rec	%Rec Limits
Total Alkalinity as CaCO3 to pH 4.5	15.3	15.1		mg/L		98	75 - 125

Lab Sample ID: LLCS 180-428325/51
Matrix: Water
Analysis Batch: 428325

Client Sample ID: Lab Control Sample
Prep Type: Total/NA

Analyte	Spike Added	LLCS Result	LLCS Qualifier	Unit	D	%Rec	%Rec Limits
Total Alkalinity as CaCO3 to pH 4.5	15.3	15.2		mg/L		99	75 - 125

Lab Sample ID: LLCS 180-428325/75
Matrix: Water
Analysis Batch: 428325

Client Sample ID: Lab Control Sample
Prep Type: Total/NA

Analyte	Spike Added	LLCS Result	LLCS Qualifier	Unit	D	%Rec	%Rec Limits
Total Alkalinity as CaCO3 to pH 4.5	15.3	15.2		mg/L		99	75 - 125

Lab Sample ID: 680-231281-2 DU
Matrix: Water
Analysis Batch: 428325

Client Sample ID: SCH-GWA-49
Prep Type: Total/NA

Analyte	Sample Result	Sample Qualifier	DU Result	DU Qualifier	Unit	D	RPD	RPD Limit
Total Alkalinity as CaCO3 to pH 4.5	84		85.3		mg/L		2	20
Bicarbonate Alkalinity as CaCO3	84		85.3		mg/L		2	20
Carbonate Alkalinity as CaCO3	<5.0		<5.0		mg/L		NC	20

Eurofins Savannah

QC Sample Results

Client: Southern Company
Project/Site: CCR - Plant Scherer PAC Ash Cell

Job ID: 680-231281-1

Method: SM2320 B - Alkalinity, Total

Lab Sample ID: 680-231281-5 DU

Matrix: Water

Analysis Batch: 428325

Client Sample ID: SCH-PAC-EB-6

Prep Type: Total/NA

Analyte	Sample Result	Sample Qualifier	DU Result	DU Qualifier	Unit	D	RPD	Limit
Total Alkalinity as CaCO3 to pH 4.5	<5.0		<5.0		mg/L		NC	20
Bicarbonate Alkalinity as CaCO3	<5.0		<5.0		mg/L		NC	20
Carbonate Alkalinity as CaCO3	<5.0		<5.0		mg/L		NC	20

1

2

3

4

5

6

7

8

9

10

11

12

QC Association Summary

Client: Southern Company
Project/Site: CCR - Plant Scherer PAC Ash Cell

Job ID: 680-231281-1

HPLC/IC

Analysis Batch: 428338

Lab Sample ID	Client Sample ID	Prep Type	Matrix	Method	Prep Batch
680-231281-1	SCH-GWC-29	Total/NA	Water	EPA 300.0 R2.1	
680-231281-2	SCH-GWA-49	Total/NA	Water	EPA 300.0 R2.1	
680-231281-3	SCH-GWC-50	Total/NA	Water	EPA 300.0 R2.1	
680-231281-4	SCH-GWC-52	Total/NA	Water	EPA 300.0 R2.1	
680-231281-5	SCH-PAC-EB-6	Total/NA	Water	EPA 300.0 R2.1	
680-231281-6	SCH-PAC-EB-7	Total/NA	Water	EPA 300.0 R2.1	
MB 180-428338/42	Method Blank	Total/NA	Water	EPA 300.0 R2.1	
MB 180-428338/6	Method Blank	Total/NA	Water	EPA 300.0 R2.1	
LCS 180-428338/43	Lab Control Sample	Total/NA	Water	EPA 300.0 R2.1	
LCS 180-428338/7	Lab Control Sample	Total/NA	Water	EPA 300.0 R2.1	
680-231281-1 MS	SCH-GWC-29	Total/NA	Water	EPA 300.0 R2.1	
680-231281-1 MSD	SCH-GWC-29	Total/NA	Water	EPA 300.0 R2.1	

Analysis Batch: 428501

Lab Sample ID	Client Sample ID	Prep Type	Matrix	Method	Prep Batch
680-231281-1	SCH-GWC-29	Total/NA	Water	EPA 300.0 R2.1	
680-231281-2	SCH-GWA-49	Total/NA	Water	EPA 300.0 R2.1	
680-231281-3	SCH-GWC-50	Total/NA	Water	EPA 300.0 R2.1	
680-231281-4	SCH-GWC-52	Total/NA	Water	EPA 300.0 R2.1	
680-231281-5	SCH-PAC-EB-6	Total/NA	Water	EPA 300.0 R2.1	
680-231281-6	SCH-PAC-EB-7	Total/NA	Water	EPA 300.0 R2.1	
MB 180-428501/34	Method Blank	Total/NA	Water	EPA 300.0 R2.1	
LCS 180-428501/35	Lab Control Sample	Total/NA	Water	EPA 300.0 R2.1	
680-231281-1 MS	SCH-GWC-29	Total/NA	Water	EPA 300.0 R2.1	
680-231281-1 MSD	SCH-GWC-29	Total/NA	Water	EPA 300.0 R2.1	

Metals

Prep Batch: 428563

Lab Sample ID	Client Sample ID	Prep Type	Matrix	Method	Prep Batch
680-231281-1	SCH-GWC-29	Total/NA	Water	7470A	
680-231281-2	SCH-GWA-49	Total/NA	Water	7470A	
680-231281-3	SCH-GWC-50	Total/NA	Water	7470A	
680-231281-4	SCH-GWC-52	Total/NA	Water	7470A	
680-231281-5	SCH-PAC-EB-6	Total/NA	Water	7470A	
680-231281-6	SCH-PAC-EB-7	Total/NA	Water	7470A	
MB 180-428563/1-A	Method Blank	Total/NA	Water	7470A	
LCS 180-428563/2-A	Lab Control Sample	Total/NA	Water	7470A	
680-231325-D-7-B MS	Matrix Spike	Total/NA	Water	7470A	
680-231325-D-7-C MSD	Matrix Spike Duplicate	Total/NA	Water	7470A	

Prep Batch: 428646

Lab Sample ID	Client Sample ID	Prep Type	Matrix	Method	Prep Batch
680-231281-1	SCH-GWC-29	Total Recoverable	Water	3005A	
680-231281-2	SCH-GWA-49	Total Recoverable	Water	3005A	
680-231281-3	SCH-GWC-50	Total Recoverable	Water	3005A	
680-231281-4	SCH-GWC-52	Total Recoverable	Water	3005A	
680-231281-5	SCH-PAC-EB-6	Total Recoverable	Water	3005A	
680-231281-6	SCH-PAC-EB-7	Total Recoverable	Water	3005A	
MB 180-428646/1-A	Method Blank	Total Recoverable	Water	3005A	
LCS 180-428646/2-A	Lab Control Sample	Total Recoverable	Water	3005A	

Eurofins Savannah

QC Association Summary

Client: Southern Company
Project/Site: CCR - Plant Scherer PAC Ash Cell

Job ID: 680-231281-1

Metals (Continued)

Prep Batch: 428646 (Continued)

Lab Sample ID	Client Sample ID	Prep Type	Matrix	Method	Prep Batch
680-231281-3 MS	SCH-GWC-50	Total Recoverable	Water	3005A	
680-231281-3 MSD	SCH-GWC-50	Total Recoverable	Water	3005A	

Analysis Batch: 429008

Lab Sample ID	Client Sample ID	Prep Type	Matrix	Method	Prep Batch
680-231281-1	SCH-GWC-29	Total/NA	Water	EPA 7470A	428563
680-231281-2	SCH-GWA-49	Total/NA	Water	EPA 7470A	428563
680-231281-3	SCH-GWC-50	Total/NA	Water	EPA 7470A	428563
680-231281-4	SCH-GWC-52	Total/NA	Water	EPA 7470A	428563
680-231281-5	SCH-PAC-EB-6	Total/NA	Water	EPA 7470A	428563
680-231281-6	SCH-PAC-EB-7	Total/NA	Water	EPA 7470A	428563
MB 180-428563/1-A	Method Blank	Total/NA	Water	EPA 7470A	428563
LCS 180-428563/2-A	Lab Control Sample	Total/NA	Water	EPA 7470A	428563
680-231325-D-7-B MS	Matrix Spike	Total/NA	Water	EPA 7470A	428563
680-231325-D-7-C MSD	Matrix Spike Duplicate	Total/NA	Water	EPA 7470A	428563

Analysis Batch: 430208

Lab Sample ID	Client Sample ID	Prep Type	Matrix	Method	Prep Batch
680-231281-1	SCH-GWC-29	Total Recoverable	Water	EPA 6020B	428646
680-231281-2	SCH-GWA-49	Total Recoverable	Water	EPA 6020B	428646
680-231281-3	SCH-GWC-50	Total Recoverable	Water	EPA 6020B	428646
680-231281-4	SCH-GWC-52	Total Recoverable	Water	EPA 6020B	428646
680-231281-5	SCH-PAC-EB-6	Total Recoverable	Water	EPA 6020B	428646
680-231281-6	SCH-PAC-EB-7	Total Recoverable	Water	EPA 6020B	428646
MB 180-428646/1-A	Method Blank	Total Recoverable	Water	EPA 6020B	428646
LCS 180-428646/2-A	Lab Control Sample	Total Recoverable	Water	EPA 6020B	428646
680-231281-3 MS	SCH-GWC-50	Total Recoverable	Water	EPA 6020B	428646
680-231281-3 MSD	SCH-GWC-50	Total Recoverable	Water	EPA 6020B	428646

Analysis Batch: 431647

Lab Sample ID	Client Sample ID	Prep Type	Matrix	Method	Prep Batch
680-231281-6	SCH-PAC-EB-7	Total Recoverable	Water	EPA 6020B	428646
MB 180-428646/1-A	Method Blank	Total Recoverable	Water	EPA 6020B	428646
LCS 180-428646/2-A	Lab Control Sample	Total Recoverable	Water	EPA 6020B	428646

Prep Batch: 432324

Lab Sample ID	Client Sample ID	Prep Type	Matrix	Method	Prep Batch
680-231281-3	SCH-GWC-50	Total Recoverable	Water	3005A	
MB 180-432324/1-A	Method Blank	Total Recoverable	Water	3005A	
LCS 180-432324/2-A	Lab Control Sample	Total Recoverable	Water	3005A	
680-231319-C-5-D MS	Matrix Spike	Total Recoverable	Water	3005A	
680-231319-C-5-E MSD	Matrix Spike Duplicate	Total Recoverable	Water	3005A	

Analysis Batch: 432466

Lab Sample ID	Client Sample ID	Prep Type	Matrix	Method	Prep Batch
680-231281-1	SCH-GWC-29	Total Recoverable	Water	EPA 6020B	428646
680-231281-2	SCH-GWA-49	Total Recoverable	Water	EPA 6020B	428646
680-231281-4	SCH-GWC-52	Total Recoverable	Water	EPA 6020B	428646
680-231281-5	SCH-PAC-EB-6	Total Recoverable	Water	EPA 6020B	428646
MB 180-428646/1-A	Method Blank	Total Recoverable	Water	EPA 6020B	428646
LCS 180-428646/2-A	Lab Control Sample	Total Recoverable	Water	EPA 6020B	428646

Eurofins Savannah

QC Association Summary

Client: Southern Company
Project/Site: CCR - Plant Scherer PAC Ash Cell

Job ID: 680-231281-1

Metals

Analysis Batch: 432563

Lab Sample ID	Client Sample ID	Prep Type	Matrix	Method	Prep Batch
680-231281-3	SCH-GWC-50	Total Recoverable	Water	EPA 6020B	432324
MB 180-432324/1-A	Method Blank	Total Recoverable	Water	EPA 6020B	432324
LCS 180-432324/2-A	Lab Control Sample	Total Recoverable	Water	EPA 6020B	432324
680-231319-C-5-D MS	Matrix Spike	Total Recoverable	Water	EPA 6020B	432324
680-231319-C-5-E MSD	Matrix Spike Duplicate	Total Recoverable	Water	EPA 6020B	432324

General Chemistry

Analysis Batch: 428297

Lab Sample ID	Client Sample ID	Prep Type	Matrix	Method	Prep Batch
680-231281-1	SCH-GWC-29	Total/NA	Water	SM 2540C	
680-231281-2	SCH-GWA-49	Total/NA	Water	SM 2540C	
680-231281-3	SCH-GWC-50	Total/NA	Water	SM 2540C	
680-231281-4	SCH-GWC-52	Total/NA	Water	SM 2540C	
MB 180-428297/1	Method Blank	Total/NA	Water	SM 2540C	
LCS 180-428297/2	Lab Control Sample	Total/NA	Water	SM 2540C	
680-231281-2 DU	SCH-GWA-49	Total/NA	Water	SM 2540C	
680-231281-3 DU	SCH-GWC-50	Total/NA	Water	SM 2540C	

Analysis Batch: 428325

Lab Sample ID	Client Sample ID	Prep Type	Matrix	Method	Prep Batch
680-231281-1	SCH-GWC-29	Total/NA	Water	SM2320 B	
680-231281-2	SCH-GWA-49	Total/NA	Water	SM2320 B	
680-231281-3	SCH-GWC-50	Total/NA	Water	SM2320 B	
680-231281-4	SCH-GWC-52	Total/NA	Water	SM2320 B	
680-231281-5	SCH-PAC-EB-6	Total/NA	Water	SM2320 B	
680-231281-6	SCH-PAC-EB-7	Total/NA	Water	SM2320 B	
MB 180-428325/29	Method Blank	Total/NA	Water	SM2320 B	
MB 180-428325/53	Method Blank	Total/NA	Water	SM2320 B	
MB 180-428325/77	Method Blank	Total/NA	Water	SM2320 B	
LCS 180-428325/28	Lab Control Sample	Total/NA	Water	SM2320 B	
LCS 180-428325/52	Lab Control Sample	Total/NA	Water	SM2320 B	
LCS 180-428325/76	Lab Control Sample	Total/NA	Water	SM2320 B	
LLCS 180-428325/27	Lab Control Sample	Total/NA	Water	SM2320 B	
LLCS 180-428325/51	Lab Control Sample	Total/NA	Water	SM2320 B	
LLCS 180-428325/75	Lab Control Sample	Total/NA	Water	SM2320 B	
680-231281-2 DU	SCH-GWA-49	Total/NA	Water	SM2320 B	
680-231281-5 DU	SCH-PAC-EB-6	Total/NA	Water	SM2320 B	

Analysis Batch: 428430

Lab Sample ID	Client Sample ID	Prep Type	Matrix	Method	Prep Batch
680-231281-5	SCH-PAC-EB-6	Total/NA	Water	SM 2540C	
680-231281-6	SCH-PAC-EB-7	Total/NA	Water	SM 2540C	
MB 180-428430/1	Method Blank	Total/NA	Water	SM 2540C	
LCS 180-428430/2	Lab Control Sample	Total/NA	Water	SM 2540C	
680-231281-5 DU	SCH-PAC-EB-6	Total/NA	Water	SM 2540C	

Field Service / Mobile Lab

Analysis Batch: 428379

Lab Sample ID	Client Sample ID	Prep Type	Matrix	Method	Prep Batch
680-231281-1	SCH-GWC-29	Total/NA	Water	Field Sampling	

Eurofins Savannah

QC Association Summary

Client: Southern Company
Project/Site: CCR - Plant Scherer PAC Ash Cell

Job ID: 680-231281-1

Field Service / Mobile Lab (Continued)

Analysis Batch: 428379 (Continued)

Lab Sample ID	Client Sample ID	Prep Type	Matrix	Method	Prep Batch
680-231281-2	SCH-GWA-49	Total/NA	Water	Field Sampling	
680-231281-3	SCH-GWC-50	Total/NA	Water	Field Sampling	
680-231281-4	SCH-GWC-52	Total/NA	Water	Field Sampling	

1

2

3

4

5

6

7

8

9

10

11

12

Lab Chronicle

Client: Southern Company
Project/Site: CCR - Plant Scherer PAC Ash Cell

Job ID: 680-231281-1

Client Sample ID: SCH-GWC-29

Lab Sample ID: 680-231281-1

Date Collected: 03/01/23 12:06

Matrix: Water

Date Received: 03/03/23 10:20

Prep Type	Batch Type	Batch Method	Run	Dil Factor	Initial Amount	Final Amount	Batch Number	Prepared or Analyzed	Analyst	Lab
Total/NA	Analysis	EPA 300.0 R2.1 Instrument ID: CHIC2100A		1	1 mL	1 mL	428338	03/08/23 02:15	SNL	EET PIT
Total/NA	Analysis	EPA 300.0 R2.1 Instrument ID: CHICS2100B		1	1 mL	1 mL	428501	03/09/23 05:14	SNL	EET PIT
Total Recoverable	Prep	3005A			25 mL	25 mL	428646	03/09/23 09:10	HCY	EET PIT
Total Recoverable	Analysis	EPA 6020B Instrument ID: A		1			430208	03/22/23 17:45	RSK	EET PIT
Total Recoverable	Prep	3005A			25 mL	25 mL	428646	03/09/23 09:10	HCY	EET PIT
Total Recoverable	Analysis	EPA 6020B Instrument ID: A		1			432466	04/14/23 16:24	RSK	EET PIT
Total/NA	Prep	7470A			25 mL	25 mL	428563	03/08/23 14:59	RSR	EET PIT
Total/NA	Analysis	EPA 7470A Instrument ID: HGZ		1			429008	03/13/23 10:55	RJR	EET PIT
Total/NA	Analysis	SM 2540C Instrument ID: NOEQUIP		1	100 mL	100 mL	428297	03/06/23 18:28	LWM	EET PIT
Total/NA	Analysis	SM2320 B Instrument ID: PCTITRATOR		1			428325	03/06/23 16:41	MAM	EET PIT
Total/NA	Analysis	Field Sampling Instrument ID: NOEQUIP		1			428379	03/01/23 12:06	FDS	EET PIT

Client Sample ID: SCH-GWA-49

Lab Sample ID: 680-231281-2

Date Collected: 03/01/23 10:35

Matrix: Water

Date Received: 03/03/23 10:20

Prep Type	Batch Type	Batch Method	Run	Dil Factor	Initial Amount	Final Amount	Batch Number	Prepared or Analyzed	Analyst	Lab
Total/NA	Analysis	EPA 300.0 R2.1 Instrument ID: CHIC2100A		1	1 mL	1 mL	428338	03/08/23 00:38	SNL	EET PIT
Total/NA	Analysis	EPA 300.0 R2.1 Instrument ID: CHICS2100B		1	1 mL	1 mL	428501	03/09/23 05:58	SNL	EET PIT
Total Recoverable	Prep	3005A			25 mL	25 mL	428646	03/09/23 09:10	HCY	EET PIT
Total Recoverable	Analysis	EPA 6020B Instrument ID: A		1			430208	03/22/23 17:48	RSK	EET PIT
Total Recoverable	Prep	3005A			25 mL	25 mL	428646	03/09/23 09:10	HCY	EET PIT
Total Recoverable	Analysis	EPA 6020B Instrument ID: A		1			432466	04/14/23 16:27	RSK	EET PIT
Total/NA	Prep	7470A			25 mL	25 mL	428563	03/08/23 14:59	RSR	EET PIT
Total/NA	Analysis	EPA 7470A Instrument ID: HGZ		1			429008	03/13/23 10:56	RJR	EET PIT
Total/NA	Analysis	SM 2540C Instrument ID: NOEQUIP		1	100 mL	100 mL	428297	03/06/23 18:28	LWM	EET PIT
Total/NA	Analysis	SM2320 B Instrument ID: PCTITRATOR		1			428325	03/06/23 17:07	MAM	EET PIT
Total/NA	Analysis	Field Sampling Instrument ID: NOEQUIP		1			428379	03/01/23 10:35	FDS	EET PIT

Eurofins Savannah

Lab Chronicle

Client: Southern Company
 Project/Site: CCR - Plant Scherer PAC Ash Cell

Job ID: 680-231281-1

Client Sample ID: SCH-GWC-50

Lab Sample ID: 680-231281-3

Date Collected: 03/01/23 11:45

Matrix: Water

Date Received: 03/03/23 10:20

Prep Type	Batch Type	Batch Method	Run	Dil Factor	Initial Amount	Final Amount	Batch Number	Prepared or Analyzed	Analyst	Lab
Total/NA	Analysis	EPA 300.0 R2.1 Instrument ID: CHIC2100A		1	1 mL	1 mL	428338	03/08/23 00:52	SNL	EET PIT
Total/NA	Analysis	EPA 300.0 R2.1 Instrument ID: CHICS2100B		1	1 mL	1 mL	428501	03/09/23 06:13	SNL	EET PIT
Total Recoverable	Prep	3005A			25 mL	25 mL	428646	03/09/23 09:10	HCY	EET PIT
Total Recoverable	Analysis	EPA 6020B Instrument ID: A		1			430208	03/22/23 18:00	RSK	EET PIT
Total Recoverable	Prep	3005A			25 mL	25 mL	432324	04/14/23 10:15	HCY	EET PIT
Total Recoverable	Analysis	EPA 6020B Instrument ID: A		1			432563	04/17/23 12:02	RSK	EET PIT
Total/NA	Prep	7470A			25 mL	25 mL	428563	03/08/23 14:59	RSR	EET PIT
Total/NA	Analysis	EPA 7470A Instrument ID: HGZ		1			429008	03/13/23 11:00	RJR	EET PIT
Total/NA	Analysis	SM 2540C Instrument ID: NOEQUIP		1	100 mL	100 mL	428297	03/06/23 18:28	LWM	EET PIT
Total/NA	Analysis	SM2320 B Instrument ID: PCTITRATOR		1			428325	03/06/23 17:17	MAM	EET PIT
Total/NA	Analysis	Field Sampling Instrument ID: NOEQUIP		1			428379	03/01/23 11:45	FDS	EET PIT

Client Sample ID: SCH-GWC-52

Lab Sample ID: 680-231281-4

Date Collected: 03/01/23 10:24

Matrix: Water

Date Received: 03/03/23 10:20

Prep Type	Batch Type	Batch Method	Run	Dil Factor	Initial Amount	Final Amount	Batch Number	Prepared or Analyzed	Analyst	Lab
Total/NA	Analysis	EPA 300.0 R2.1 Instrument ID: CHIC2100A		1	1 mL	1 mL	428338	03/08/23 01:06	SNL	EET PIT
Total/NA	Analysis	EPA 300.0 R2.1 Instrument ID: CHICS2100B		1	1 mL	1 mL	428501	03/09/23 06:28	SNL	EET PIT
Total Recoverable	Prep	3005A			25 mL	25 mL	428646	03/09/23 09:10	HCY	EET PIT
Total Recoverable	Analysis	EPA 6020B Instrument ID: A		1			430208	03/22/23 18:18	RSK	EET PIT
Total Recoverable	Prep	3005A			25 mL	25 mL	428646	03/09/23 09:10	HCY	EET PIT
Total Recoverable	Analysis	EPA 6020B Instrument ID: A		1			432466	04/14/23 16:31	RSK	EET PIT
Total/NA	Prep	7470A			25 mL	25 mL	428563	03/08/23 14:59	RSR	EET PIT
Total/NA	Analysis	EPA 7470A Instrument ID: HGZ		1			429008	03/13/23 11:01	RJR	EET PIT
Total/NA	Analysis	SM 2540C Instrument ID: NOEQUIP		1	100 mL	100 mL	428297	03/06/23 18:28	LWM	EET PIT
Total/NA	Analysis	SM2320 B Instrument ID: PCTITRATOR		1			428325	03/06/23 17:21	MAM	EET PIT
Total/NA	Analysis	Field Sampling Instrument ID: NOEQUIP		1			428379	03/01/23 10:24	FDS	EET PIT

Eurofins Savannah

Lab Chronicle

Client: Southern Company
 Project/Site: CCR - Plant Scherer PAC Ash Cell

Job ID: 680-231281-1

Client Sample ID: SCH-PAC-EB-6

Lab Sample ID: 680-231281-5

Date Collected: 03/01/23 10:00

Matrix: Water

Date Received: 03/03/23 10:20

Prep Type	Batch Type	Batch Method	Run	Dil Factor	Initial Amount	Final Amount	Batch Number	Prepared or Analyzed	Analyst	Lab
Total/NA	Analysis	EPA 300.0 R2.1 Instrument ID: CHIC2100A		1	1 mL	1 mL	428338	03/08/23 02:57	SNL	EET PIT
Total/NA	Analysis	EPA 300.0 R2.1 Instrument ID: CHICS2100B		1	1 mL	1 mL	428501	03/09/23 06:42	SNL	EET PIT
Total Recoverable	Prep	3005A			25 mL	25 mL	428646	03/09/23 09:10	HCY	EET PIT
Total Recoverable	Analysis	EPA 6020B Instrument ID: A		1			430208	03/22/23 18:22	RSK	EET PIT
Total Recoverable	Prep	3005A			25 mL	25 mL	428646	03/09/23 09:10	HCY	EET PIT
Total Recoverable	Analysis	EPA 6020B Instrument ID: A		1			432466	04/14/23 16:34	RSK	EET PIT
Total/NA	Prep	7470A			25 mL	25 mL	428563	03/08/23 14:59	RSR	EET PIT
Total/NA	Analysis	EPA 7470A Instrument ID: HGZ		1			429008	03/13/23 11:02	RJR	EET PIT
Total/NA	Analysis	SM 2540C Instrument ID: NOEQUIP		1	100 mL	100 mL	428430	03/07/23 16:43	LWM	EET PIT
Total/NA	Analysis	SM2320 B Instrument ID: PCTITRATOR		1			428325	03/06/23 19:04	MAM	EET PIT

Client Sample ID: SCH-PAC-EB-7

Lab Sample ID: 680-231281-6

Date Collected: 03/01/23 12:40

Matrix: Water

Date Received: 03/03/23 10:20

Prep Type	Batch Type	Batch Method	Run	Dil Factor	Initial Amount	Final Amount	Batch Number	Prepared or Analyzed	Analyst	Lab
Total/NA	Analysis	EPA 300.0 R2.1 Instrument ID: CHIC2100A		1	1 mL	1 mL	428338	03/08/23 03:11	SNL	EET PIT
Total/NA	Analysis	EPA 300.0 R2.1 Instrument ID: CHICS2100B		1	1 mL	1 mL	428501	03/09/23 06:57	SNL	EET PIT
Total Recoverable	Prep	3005A			25 mL	25 mL	428646	03/09/23 09:10	HCY	EET PIT
Total Recoverable	Analysis	EPA 6020B Instrument ID: A		1			430208	03/22/23 18:25	RSK	EET PIT
Total Recoverable	Prep	3005A			25 mL	25 mL	428646	03/09/23 09:10	HCY	EET PIT
Total Recoverable	Analysis	EPA 6020B Instrument ID: A		1			431647	04/06/23 13:17	RSK	EET PIT
Total/NA	Prep	7470A			25 mL	25 mL	428563	03/08/23 14:59	RSR	EET PIT
Total/NA	Analysis	EPA 7470A Instrument ID: HGZ		1			429008	03/13/23 11:03	RJR	EET PIT
Total/NA	Analysis	SM 2540C Instrument ID: NOEQUIP		1	100 mL	100 mL	428430	03/07/23 16:43	LWM	EET PIT
Total/NA	Analysis	SM2320 B Instrument ID: PCTITRATOR		1			428325	03/06/23 18:39	MAM	EET PIT

Laboratory References:

EET PIT = Eurofins Pittsburgh, 301 Alpha Drive, RIDC Park, Pittsburgh, PA 15238, TEL (412)963-7058

Eurofins Savannah

Accreditation/Certification Summary

Client: Southern Company
 Project/Site: CCR - Plant Scherer PAC Ash Cell

Job ID: 680-231281-1

Laboratory: Eurofins Pittsburgh

All accreditations/certifications held by this laboratory are listed. Not all accreditations/certifications are applicable to this report.

Authority	Program	Identification Number	Expiration Date
Arkansas DEQ	State	19-033-0	06-27-23
California	State	2891	04-30-23
Connecticut	State	PH-0688	09-30-24
Florida	NELAP	E871008	06-30-23
Georgia	State	PA 02-00416	04-30-23
Illinois	NELAP	004375	06-30-23
Kansas	NELAP	E-10350	01-31-24
Kentucky (UST)	State	162013	04-30-23
Kentucky (WW)	State	KY98043	12-31-23
Louisiana	NELAP	04041	06-30-22 *
Louisiana (All)	NELAP	04041	06-30-23
Maine	State	PA00164	03-06-24
Minnesota	NELAP	042-999-482	12-31-23
New Hampshire	NELAP	2030	04-04-24
New Jersey	NELAP	PA005	06-30-23
New York	NELAP	11182	04-01-24
North Carolina (WW/SW)	State	434	12-31-23
North Dakota	State	R-227	04-30-23
Oregon	NELAP	PA-2151	02-06-24
Pennsylvania	NELAP	02-00416	04-30-24
Rhode Island	State	LAO00362	12-31-22 *
South Carolina	State	89014	04-30-23
Texas	NELAP	T104704528	03-31-24
USDA	US Federal Programs	P330-16-00211	06-21-24
Utah	NELAP	PA001462019-8	05-31-23
Virginia	NELAP	10043	09-14-23
West Virginia DEP	State	142	03-31-23 *
Wisconsin	State	998027800	08-31-23

* Accreditation/Certification renewal pending - accreditation/certification considered valid.

Method Summary

Client: Southern Company
Project/Site: CCR - Plant Scherer PAC Ash Cell

Job ID: 680-231281-1

Method	Method Description	Protocol	Laboratory
EPA 300.0 R2.1	Anions, Ion Chromatography	EPA	EET PIT
EPA 6020B	Metals (ICP/MS)	SW846	EET PIT
EPA 7470A	Mercury (CVAA)	SW846	EET PIT
SM 2540C	Solids, Total Dissolved (TDS)	SM	EET PIT
SM2320 B	Alkalinity, Total	SM18	EET PIT
Field Sampling	Field Sampling	EPA	EET PIT
3005A	Preparation, Total Recoverable or Dissolved Metals	SW846	EET PIT
7470A	Preparation, Mercury	SW846	EET PIT

Protocol References:

EPA = US Environmental Protection Agency

SM = "Standard Methods For The Examination Of Water And Wastewater"

SM18 = "Standard Methods For The Examination Of Water And Wastewater", 18th Edition, 1992.

SW846 = "Test Methods For Evaluating Solid Waste, Physical/Chemical Methods", Third Edition, November 1986 And Its Updates.

Laboratory References:

EET PIT = Eurofins Pittsburgh, 301 Alpha Drive, RIDC Park, Pittsburgh, PA 15238, TEL (412)963-7058



680-231281 Waybill



Environment Testing
TestAmerica

Part # 159469-434 MTW EXP 11/23

RT 198
FZ 197
10:30
2303
03.03
A
LEAVING

SHIP DATE: 02MAR23
ACTWGT: 55.90 LB
CAD: 859116/CAFE3616


BILL THIRD PARTY

EUROFINS TESTAMERICA PITTSBURGH
301 ALPHA DR.
RIDC PARK
PITTSBURGH PA 15238

(412) 963-7058

REF:

DEPT:



Uncorrected temp	2.6
Thermometer ID	18
CF <u>Oil</u> Initials	<u>Mo</u>
PT-WI-SR-001 effective 11/8/18	

FedEx
Express



J22220202020202020202

FRI - 03 MAR 10:30A
PRIORITY OVERNIGHT


MPS# 6072 5517 2303

Mstr# 6072 5517 2299

0201

XN AGCA

15238
PA-US PIT



Environment Testing
TestAmerica

Part # 159469-434 MTW EXP 11/23

ORIGIN ID: LIYA (678) 966-9991
GEORGE TAYLOR
EUROFINS ATLANTA SC
8215 REGENCY PARKWAY NW
SUITE 900
NORCROSS, GA 30071
UNITED STATES US

SHIP DATE: 02MAR23
ACTWGT: 55.90 LB
CAD: 859116/CAFE3616

BILL THIRD PARTY

TO SAMPLE RECEIVING
EUROFINS TESTAMERICA PITTSBURGH
301 ALPHA DR.
RIDC PARK
PITTSBURGH PA 15238

(412) 963-7058

REF:

DEPT:

INV:

PO:



Uncorrected temp	2.5
Thermometer ID	18
CF <u>Oil</u> Initials	<u>Mo</u>
PT-WI-SR-001 effective 11/8/18	

FedEx
Express



J22220202020202020202

FRI - 03 MAR 10:30A
PRIORITY OVERNIGHT

1 of 3


TRK# 6072 5517 2299

0201

MASTER

XN AGCA


15238
PA-US PIT



1
2
3
4
5
6
7
8
9
10
11
12

- 1
- 2
- 3
- 4
- 5
- 6
- 7
- 8
- 9
- 10
- 11
- 12

Part # 159469-434 NTW EXP 11/23



ORIGIN ID: LIYA (678) 966-9991
 GEORGE TAYLOR
 EUROFINS ATLANTA SC
 6215 REGENCY PARKWAY NW
 SUITE 900
 NORCROSS, GA 30071
 UNITED STATES US

SHIP DATE: 02MAR23
 ACTWGT: 55.90 LB
 CAD: 859116/CAFE3616

BILL THIRD PARTY

TO **SAMPLE RECIEVING**
EUROFINS TESTAMERICA PITTSBURGH
301 ALPHA DR.
RIDC PARK
PITTSBURGH PA 15238


(412) 963-7058 REF:
 INU: DEPT:
 PO:

Uncorrected temp 3.0
 Thermometer ID 18
 CFOI Initials mo

PT-WI-SR-001 effective 11/8/18

FedEx Express
E

3 of 3
 MPS# 6072 5517 2314
 0263
 Mstr# 6072 5517 2299 0201
FRI - 03 MAR 10:30A
PRIORITY OVERNIGHT
15238
 PA-US **PIT**



TestAmerica Pittsburgh
 301 Alpha Drive
 RIDC Park
 Pittsburgh, PA 15238-2907
 phone 412 963 7058 fax 412 963 2468

Chain of Custody Record
ATLANTA - 4
TestAmerica
 THE LEADER IN ENVIRONMENTAL TESTING

TestAmerica Laboratories, Inc.

Regulatory Program: DW NPDES RCRA Other:

Client Contact
 Joyu Abraham
 Southern Company
 241 Ralph McGill Blvd SE B10185
 Atlanta, GA 30308
 JAbraham@southernco.com

Project Name: CCR - Plant Scherer PAC Ash Cell
Site: Georgia
Project #: 68027798

Project Manager: Dawn Prell
Tel/Fax: 248-536-5445

Site Contact: Dawn Prell
Lab Contact: David Fuller


Date: 03/02/23
Carrier: WSP

COC No: ___ of ___ COCs

Sampler: _____
For Lab Use Only:
 Walk-in Client
 Lab Sampling

Job / SDG No: _____

Sample Identification	Sample Date	Sample Time	Sample Type (C=Comp, G=Grab)	Matrix	# of Cont.	Filtered Sample (Y/N)		Perform MS/MSD (Y/N)		6020, 7470A: As, Ba, B, Be, Ca, Cd, Cr, Co, Cu, Pb, Hg, Ni, Sb, Se, Ag, Tl, Vn, Zn		Cations: Na, Mg, K		Alkalinity (total, CO ₃ , HCO ₃)		Sample Specific Notes
						Y	N	Y	N	Y	N	Y	N	Y	N	
SCH-GWC-29	3/1/2023	12 06	G	WG	4					X	X	X	X	X	X	pH= 6.11
SCH-GWA-49	3/1/2023	10 35	G	WG	4					X	X	X	X	X	X	pH= 6.98
SCH-GWC-50	3/1/2023	11 45	G	WG	4					X	X	X	X	X	X	pH= 5.69
SCH-GWC-52	3/1/2023	10 24	G	WG	4					X	X	X	X	X	X	pH= 6.59
SCH-PAC-EB-6	3/1/2023	10 00	G	WQ	4					X	X	X	X	X	X	
SCH-PAC-EB-7	3/1/2023	12 40	G	WQ	4					X	X	X	X	X	X	



Preservation Used: 1=Ice, 2=HCl, 3=H2SO4, 4=HNO3, 5=NaOH, 6=Other

Possible Hazard Identification: Are any samples from a listed EPA Hazardous Waste? Please List any EPA Waste Codes for the sample in the Comments Section if the lab is to dispose of the sample

Non-Hazard Flammable Skin Irritant Poison B Unknown

Return to Client Disposal by Lab Archive for _____ Months

Special Instructions/QC Requirements & Comments: SCH-CCR-ASSMT-2023S1

Custody Seals Intact: Yes No

Relinquished by: Mark Mann 19 Mar 2023
Relinquished by: Candice 16 Mar 2023
Relinquished by: [Signature]

Company: WSP
Company: 16:00
Company:

Received by: [Signature]
Received by: [Signature]
Received in Laboratory by:

Date/Time: 03/02/2023
Date/Time: 3/2/23
Date/Time:

Cooler Temp (°C): Obs'd. _____
Therm ID No: _____



Login Sample Receipt Checklist

Client: Southern Company

Job Number: 680-231281-1

Login Number: 231281

List Number: 2

Creator: Kovitch, Christina M

List Source: Eurofins Pittsburgh

Question	Answer	Comment
Radioactivity wasn't checked or is </= background as measured by a survey meter.	N/A	
The cooler's custody seal, if present, is intact.	True	
Sample custody seals, if present, are intact.	True	
The cooler or samples do not appear to have been compromised or tampered with.	True	
Samples were received on ice.	True	
Cooler Temperature is acceptable.	True	
Cooler Temperature is recorded.	True	
COC is present.	True	
COC is filled out in ink and legible.	True	
COC is filled out with all pertinent information.	True	
Is the Field Sampler's name present on COC?	True	
There are no discrepancies between the containers received and the COC.	True	
Samples are received within Holding Time (excluding tests with immediate HTs)	True	
Sample containers have legible labels.	True	
Containers are not broken or leaking.	True	
Sample collection date/times are provided.	True	
Appropriate sample containers are used.	True	
Sample bottles are completely filled.	True	
Sample Preservation Verified.	True	
There is sufficient vol. for all requested analyses, incl. any requested MS/MSDs	True	
Containers requiring zero headspace have no headspace or bubble is <6mm (1/4").	True	
Multiphasic samples are not present.	True	
Samples do not require splitting or compositing.	True	
Residual Chlorine Checked.	N/A	





ANALYTICAL REPORT

PREPARED FOR

Attn: Joju Abraham
Southern Company
241 Ralph McGill Blvd SE
B10185
Atlanta, Georgia 30308

Generated 4/20/2023 9:30:07 AM Revision 1

JOB DESCRIPTION

CCR - Plant Scherer PAC Ash Cell

JOB NUMBER

680-231319-1

Eurofins Savannah

Job Notes

The test results in this report meet NELAP requirements for parameters for which accreditation is required or available. Any exceptions to the NELAP requirements are noted. Results pertain only to samples listed in this report. This report may not be reproduced, except in full, without the written approval of the laboratory. Questions should be directed to the person who signed this report.

The test results in this report relate only to the samples as received by the laboratory and will meet all requirements of the methodology, with any exceptions noted. This report shall not be reproduced except in full, without the express written approval of the laboratory. All questions should be directed to the Eurofins Environment Testing Southeast, LLC Project Manager.

Authorization



Authorized for release by
David Fuller, Project Manager
David.Fuller@et.eurofinsus.com
(770)344-8986

Generated
4/20/2023 9:30:07 AM
Revision 1

Definitions/Glossary

Client: Southern Company
 Project/Site: CCR - Plant Scherer PAC Ash Cell

Job ID: 680-231319-1

Qualifiers

HPLC/IC

Qualifier	Qualifier Description
F1	MS and/or MSD recovery exceeds control limits.
J	Result is less than the RL but greater than or equal to the MDL and the concentration is an approximate value.

Metals

Qualifier	Qualifier Description
4	MS, MSD: The analyte present in the original sample is greater than 4 times the matrix spike concentration; therefore, control limits are not applicable.
B	Compound was found in the blank and sample.
J	Result is less than the RL but greater than or equal to the MDL and the concentration is an approximate value.

Glossary

Abbreviation	These commonly used abbreviations may or may not be present in this report.
α	Listed under the "D" column to designate that the result is reported on a dry weight basis
%R	Percent Recovery
CFL	Contains Free Liquid
CFU	Colony Forming Unit
CNF	Contains No Free Liquid
DER	Duplicate Error Ratio (normalized absolute difference)
Dil Fac	Dilution Factor
DL	Detection Limit (DoD/DOE)
DL, RA, RE, IN	Indicates a Dilution, Re-analysis, Re-extraction, or additional Initial metals/anion analysis of the sample
DLC	Decision Level Concentration (Radiochemistry)
EDL	Estimated Detection Limit (Dioxin)
LOD	Limit of Detection (DoD/DOE)
LOQ	Limit of Quantitation (DoD/DOE)
MCL	EPA recommended "Maximum Contaminant Level"
MDA	Minimum Detectable Activity (Radiochemistry)
MDC	Minimum Detectable Concentration (Radiochemistry)
MDL	Method Detection Limit
ML	Minimum Level (Dioxin)
MPN	Most Probable Number
MQL	Method Quantitation Limit
NC	Not Calculated
ND	Not Detected at the reporting limit (or MDL or EDL if shown)
NEG	Negative / Absent
POS	Positive / Present
PQL	Practical Quantitation Limit
PRES	Presumptive
QC	Quality Control
RER	Relative Error Ratio (Radiochemistry)
RL	Reporting Limit or Requested Limit (Radiochemistry)
RPD	Relative Percent Difference, a measure of the relative difference between two points
TEF	Toxicity Equivalent Factor (Dioxin)
TEQ	Toxicity Equivalent Quotient (Dioxin)
TNTC	Too Numerous To Count

Sample Summary

Client: Southern Company
Project/Site: CCR - Plant Scherer PAC Ash Cell

Job ID: 680-231319-1

Lab Sample ID	Client Sample ID	Matrix	Collected	Received
680-231319-1	SCH-GWA-21	Water	02/28/23 16:10	03/02/23 10:30
680-231319-2	SCH-GWA-22	Water	02/28/23 14:40	03/02/23 10:30
680-231319-3	SCH-GWA-45	Water	02/28/23 15:55	03/02/23 10:30
680-231319-4	SCH-GWA-46	Water	02/28/23 13:13	03/02/23 10:30
680-231319-5	SCH-GWA-47	Water	02/28/23 14:37	03/02/23 10:30
680-231319-6	SCH-GWA-48	Water	02/28/23 15:35	03/02/23 10:30
680-231319-7	SCH-GWC-51	Water	02/28/23 15:35	03/02/23 10:30
680-231319-8	SCH-GWC-53	Water	02/28/23 14:15	03/02/23 10:30
680-231319-9	SCH-PAC-FB-6	Water	02/28/23 15:40	03/02/23 10:30
680-231319-10	SCH-PAC-FD-6	Water	02/28/23 00:00	03/02/23 10:30
680-231319-11	SCH-PAC-FD-7	Water	02/28/23 00:00	03/02/23 10:30
680-231319-12	SCH-PAC-FB-7	Water	02/28/23 15:10	03/02/23 10:30

1

2

3

4

5

6

7

8

9

10

11

12

Case Narrative

Client: Southern Company
Project/Site: CCR - Plant Scherer PAC Ash Cell

Job ID: 680-231319-1

Job ID: 680-231319-1

Laboratory: Eurofins Savannah

Narrative

Job Narrative 680-231319-1

Revision

The report being provided is a revision of the original report sent on 4/18/2023. The report (revision 1) is being revised in order to correct the results for Boron for sample: SCH-PAC-FB-7 (680-231319-12).

Receipt

The samples were received on 3/2/2023 10:30 AM. Unless otherwise noted below, the samples arrived in good condition, and, where required, properly preserved and on ice.

HPLC/IC

Method 300_ORGFM_28D: The matrix spike / matrix spike duplicate (MS/MSD) recoveries for analytical batch 180-428116 were outside control limits for one or more analytes, see QC Sample Results for detail. Sample matrix interference and/or non-homogeneity are suspected because the associated laboratory control sample (LCS) recovery is within acceptance limits.

No additional analytical or quality issues were noted, other than those described above or in the Definitions/ Glossary page.

Metals

Method 6020B: The post digestion spike % recovery for barium associated with batch 180-430208 was outside of control limits. The associated sample is: SCH-GWA-22 (680-231319-2).

Method 6020B: The method blank for preparation batch 180-428682 and analytical batch 180-430208 contained Copper above the reporting limit (RL). This analyte is considered a common laboratory contaminant. The associated sample(s) was not re-digested and/or re-analyzed because the concentration of the common lab contaminant in the method blank was less than 5 times the RL: SCH-GWA-21 (680-231319-1), SCH-GWA-22 (680-231319-2), SCH-GWA-45 (680-231319-3), SCH-GWA-46 (680-231319-4), SCH-GWA-47 (680-231319-5), SCH-GWA-48 (680-231319-6), SCH-GWC-51 (680-231319-7), SCH-GWC-53 (680-231319-8), (LCS 180-428682/2-A), (MB 180-428682/1-A), (680-231319-C-2-C MS), (680-231319-C-2-D MSD), (680-231319-C-2-B PDS) and (680-231319-C-2-B SD ^5)

Method 6020B: The serial dilution performed for the following sample associated with batch 180-431885 was outside control limits: (860-43776-C-1-G ^5)

No additional analytical or quality issues were noted, other than those described above or in the Definitions/ Glossary page.

General Chemistry

No additional analytical or quality issues were noted, other than those described above or in the Definitions/ Glossary page.

Client Sample Results

Client: Southern Company
Project/Site: CCR - Plant Scherer PAC Ash Cell

Job ID: 680-231319-1

Client Sample ID: SCH-GWA-21

Lab Sample ID: 680-231319-1

Date Collected: 02/28/23 16:10

Matrix: Water

Date Received: 03/02/23 10:30

Method: EPA 300.0 R2.1 - Anions, Ion Chromatography

Analyte	Result	Qualifier	RL	MDL	Unit	D	Prepared	Analyzed	Dil Fac
Chloride	3.6		1.0	0.71	mg/L			03/04/23 18:21	1
Fluoride	0.076	J	0.10	0.026	mg/L			03/04/23 18:21	1
Sulfate	2.7		1.0	0.76	mg/L			03/04/23 18:21	1

Method: SW846 EPA 6020B - Metals (ICP/MS) - Total Recoverable

Analyte	Result	Qualifier	RL	MDL	Unit	D	Prepared	Analyzed	Dil Fac
Antimony	<0.00097		0.0020	0.00097	mg/L		03/09/23 13:20	03/22/23 13:36	1
Arsenic	<0.00028		0.0010	0.00028	mg/L		03/09/23 13:20	03/22/23 13:36	1
Barium	0.022		0.010	0.0031	mg/L		03/09/23 13:20	03/22/23 13:36	1
Beryllium	<0.00027		0.0025	0.00027	mg/L		03/09/23 13:20	03/22/23 13:36	1
Boron	<0.060		0.080	0.060	mg/L		03/09/23 13:20	04/07/23 12:00	1
Cadmium	<0.00022		0.0025	0.00022	mg/L		03/09/23 13:20	03/22/23 13:36	1
Calcium	8.1		0.50	0.13	mg/L		03/09/23 13:20	03/22/23 13:36	1
Chromium	0.0024		0.0020	0.0015	mg/L		03/09/23 13:20	03/22/23 13:36	1
Cobalt	<0.00026		0.0025	0.00026	mg/L		03/09/23 13:20	03/22/23 13:36	1
Copper	<0.0011		0.0020	0.0011	mg/L		03/09/23 13:20	03/22/23 13:36	1
Lead	<0.00038		0.0010	0.00038	mg/L		03/09/23 13:20	03/22/23 13:36	1
Magnesium	5.0		0.50	0.050	mg/L		03/09/23 13:20	03/22/23 13:36	1
Nickel	0.0015		0.0010	0.00052	mg/L		03/09/23 13:20	03/22/23 13:36	1
Potassium	0.74	B	0.50	0.16	mg/L		03/09/23 13:20	03/22/23 13:36	1
Selenium	<0.00074		0.0050	0.00074	mg/L		03/09/23 13:20	03/22/23 13:36	1
Silver	<0.00022		0.0010	0.00022	mg/L		03/09/23 13:20	03/22/23 13:36	1
Sodium	8.4		0.50	0.18	mg/L		03/09/23 13:20	03/22/23 13:36	1
Thallium	<0.00047		0.0010	0.00047	mg/L		03/09/23 13:20	03/22/23 13:36	1
Vanadium	0.0036		0.0010	0.00078	mg/L		03/09/23 13:20	03/22/23 13:36	1
Zinc	<0.0060		0.015	0.0060	mg/L		03/09/23 13:20	03/22/23 13:36	1

Method: SW846 EPA 7470A - Mercury (CVAA)

Analyte	Result	Qualifier	RL	MDL	Unit	D	Prepared	Analyzed	Dil Fac
Mercury	<0.00013		0.00020	0.00013	mg/L		03/08/23 14:55	03/09/23 14:37	1

General Chemistry

Analyte	Result	Qualifier	RL	MDL	Unit	D	Prepared	Analyzed	Dil Fac
Total Dissolved Solids (SM 2540C)	98		10	10	mg/L			03/03/23 16:17	1
Total Alkalinity as CaCO3 to pH 4.5 (SM18 SM2320 B)	48		5.0	5.0	mg/L			03/06/23 13:28	1
Bicarbonate Alkalinity as CaCO3 (SM18 SM2320 B)	48		5.0	5.0	mg/L			03/06/23 13:28	1
Carbonate Alkalinity as CaCO3 (SM18 SM2320 B)	<5.0		5.0	5.0	mg/L			03/06/23 13:28	1

Method: EPA Field Sampling - Field Sampling

Analyte	Result	Qualifier	RL	MDL	Unit	D	Prepared	Analyzed	Dil Fac
pH	5.81				SU			02/28/23 16:10	1

Client Sample ID: SCH-GWA-22

Lab Sample ID: 680-231319-2

Date Collected: 02/28/23 14:40

Matrix: Water

Date Received: 03/02/23 10:30

Method: EPA 300.0 R2.1 - Anions, Ion Chromatography

Analyte	Result	Qualifier	RL	MDL	Unit	D	Prepared	Analyzed	Dil Fac
Chloride	1.8		1.0	0.71	mg/L			03/04/23 15:16	1

Eurofins Savannah

Client Sample Results

Client: Southern Company
Project/Site: CCR - Plant Scherer PAC Ash Cell

Job ID: 680-231319-1

Client Sample ID: SCH-GWA-22

Lab Sample ID: 680-231319-2

Date Collected: 02/28/23 14:40

Matrix: Water

Date Received: 03/02/23 10:30

Method: EPA 300.0 R2.1 - Anions, Ion Chromatography (Continued)

Analyte	Result	Qualifier	RL	MDL	Unit	D	Prepared	Analyzed	Dil Fac
Fluoride	0.071	J	0.10	0.026	mg/L			03/04/23 15:16	1
Sulfate	1.7		1.0	0.76	mg/L			03/04/23 15:16	1

Method: SW846 EPA 6020B - Metals (ICP/MS) - Total Recoverable

Analyte	Result	Qualifier	RL	MDL	Unit	D	Prepared	Analyzed	Dil Fac
Antimony	<0.00097		0.0020	0.00097	mg/L		03/09/23 13:20	03/22/23 13:40	1
Arsenic	<0.00028		0.0010	0.00028	mg/L		03/09/23 13:20	03/22/23 13:40	1
Barium	0.020		0.010	0.0031	mg/L		03/09/23 13:20	03/22/23 13:40	1
Beryllium	<0.00027		0.0025	0.00027	mg/L		03/09/23 13:20	03/22/23 13:40	1
Boron	0.19		0.080	0.060	mg/L		04/07/23 08:55	04/10/23 13:02	1
Cadmium	<0.00022		0.0025	0.00022	mg/L		03/09/23 13:20	03/22/23 13:40	1
Calcium	11		0.50	0.13	mg/L		03/09/23 13:20	03/22/23 13:40	1
Chromium	0.010		0.0020	0.0015	mg/L		03/09/23 13:20	03/22/23 13:40	1
Cobalt	<0.00026		0.0025	0.00026	mg/L		03/09/23 13:20	03/22/23 13:40	1
Copper	<0.0011		0.0020	0.0011	mg/L		03/09/23 13:20	03/22/23 13:40	1
Lead	<0.00038		0.0010	0.00038	mg/L		03/09/23 13:20	03/22/23 13:40	1
Magnesium	5.2		0.50	0.050	mg/L		03/09/23 13:20	03/22/23 13:40	1
Nickel	0.00091	J	0.0010	0.00052	mg/L		03/09/23 13:20	03/22/23 13:40	1
Potassium	0.86	B	0.50	0.16	mg/L		03/09/23 13:20	03/22/23 13:40	1
Selenium	<0.00074		0.0050	0.00074	mg/L		03/09/23 13:20	03/22/23 13:40	1
Silver	<0.00022		0.0010	0.00022	mg/L		03/09/23 13:20	03/22/23 13:40	1
Sodium	5.2		0.50	0.18	mg/L		03/09/23 13:20	03/22/23 13:40	1
Thallium	<0.00047		0.0010	0.00047	mg/L		03/09/23 13:20	03/22/23 13:40	1
Vanadium	0.0071		0.0010	0.00078	mg/L		03/09/23 13:20	03/22/23 13:40	1
Zinc	<0.0060		0.015	0.0060	mg/L		03/09/23 13:20	03/22/23 13:40	1

Method: SW846 EPA 7470A - Mercury (CVAA)

Analyte	Result	Qualifier	RL	MDL	Unit	D	Prepared	Analyzed	Dil Fac
Mercury	<0.00013		0.00020	0.00013	mg/L		03/08/23 14:55	03/09/23 14:38	1

General Chemistry

Analyte	Result	Qualifier	RL	MDL	Unit	D	Prepared	Analyzed	Dil Fac
Total Dissolved Solids (SM 2540C)	99		10	10	mg/L			03/03/23 15:21	1
Total Alkalinity as CaCO3 to pH 4.5 (SM18 SM2320 B)	64		5.0	5.0	mg/L			03/06/23 13:38	1
Bicarbonate Alkalinity as CaCO3 (SM18 SM2320 B)	64		5.0	5.0	mg/L			03/06/23 13:38	1
Carbonate Alkalinity as CaCO3 (SM18 SM2320 B)	<5.0		5.0	5.0	mg/L			03/06/23 13:38	1

Method: EPA Field Sampling - Field Sampling

Analyte	Result	Qualifier	RL	MDL	Unit	D	Prepared	Analyzed	Dil Fac
pH	6.21				SU			02/28/23 14:40	1

Client Sample ID: SCH-GWA-45

Lab Sample ID: 680-231319-3

Date Collected: 02/28/23 15:55

Matrix: Water

Date Received: 03/02/23 10:30

Method: EPA 300.0 R2.1 - Anions, Ion Chromatography

Analyte	Result	Qualifier	RL	MDL	Unit	D	Prepared	Analyzed	Dil Fac
Chloride	13		1.0	0.71	mg/L			03/04/23 15:34	1
Fluoride	0.069	J	0.10	0.026	mg/L			03/04/23 15:34	1

Eurofins Savannah

Client Sample Results

Client: Southern Company
Project/Site: CCR - Plant Scherer PAC Ash Cell

Job ID: 680-231319-1

Client Sample ID: SCH-GWA-45

Lab Sample ID: 680-231319-3

Date Collected: 02/28/23 15:55

Matrix: Water

Date Received: 03/02/23 10:30

Method: EPA 300.0 R2.1 - Anions, Ion Chromatography (Continued)

Analyte	Result	Qualifier	RL	MDL	Unit	D	Prepared	Analyzed	Dil Fac
Sulfate	170		1.0	0.76	mg/L			03/04/23 15:34	1

Method: SW846 EPA 6020B - Metals (ICP/MS) - Total Recoverable

Analyte	Result	Qualifier	RL	MDL	Unit	D	Prepared	Analyzed	Dil Fac
Antimony	<0.00097		0.0020	0.00097	mg/L		03/09/23 13:20	03/22/23 14:06	1
Arsenic	0.00035	J	0.0010	0.00028	mg/L		03/09/23 13:20	03/22/23 14:06	1
Barium	0.056		0.010	0.0031	mg/L		03/09/23 13:20	03/22/23 14:06	1
Beryllium	<0.00027		0.0025	0.00027	mg/L		03/09/23 13:20	03/22/23 14:06	1
Boron	1.1		0.080	0.060	mg/L		04/14/23 10:15	04/17/23 10:35	1
Cadmium	<0.00022		0.0025	0.00022	mg/L		03/09/23 13:20	03/22/23 14:06	1
Calcium	23		0.50	0.13	mg/L		03/09/23 13:20	03/22/23 14:06	1
Chromium	<0.0015		0.0020	0.0015	mg/L		03/09/23 13:20	03/22/23 14:06	1
Cobalt	0.00097	J	0.0025	0.00026	mg/L		03/09/23 13:20	03/22/23 14:06	1
Copper	<0.0011		0.0020	0.0011	mg/L		03/09/23 13:20	03/22/23 14:06	1
Lead	<0.00038		0.0010	0.00038	mg/L		03/09/23 13:20	03/22/23 14:06	1
Magnesium	10		0.50	0.050	mg/L		03/09/23 13:20	03/22/23 14:06	1
Nickel	0.00064	J	0.0010	0.00052	mg/L		03/09/23 13:20	03/22/23 14:06	1
Potassium	2.5	B	0.50	0.16	mg/L		03/09/23 13:20	03/22/23 14:06	1
Selenium	0.00076	J	0.0050	0.00074	mg/L		03/09/23 13:20	03/22/23 14:06	1
Silver	<0.00022		0.0010	0.00022	mg/L		03/09/23 13:20	03/22/23 14:06	1
Sodium	55		0.50	0.18	mg/L		03/09/23 13:20	03/22/23 14:06	1
Thallium	<0.00047		0.0010	0.00047	mg/L		03/09/23 13:20	03/22/23 14:06	1
Vanadium	0.0018		0.0010	0.00078	mg/L		03/09/23 13:20	03/22/23 14:06	1
Zinc	0.0062	J B	0.015	0.0060	mg/L		03/09/23 13:20	03/22/23 14:06	1

Method: SW846 EPA 7470A - Mercury (CVAA)

Analyte	Result	Qualifier	RL	MDL	Unit	D	Prepared	Analyzed	Dil Fac
Mercury	<0.00013		0.00020	0.00013	mg/L		03/08/23 14:55	03/09/23 14:39	1

General Chemistry

Analyte	Result	Qualifier	RL	MDL	Unit	D	Prepared	Analyzed	Dil Fac
Total Dissolved Solids (SM 2540C)	320		10	10	mg/L			03/06/23 18:28	1
Total Alkalinity as CaCO3 to pH 4.5 (SM18 SM2320 B)	23		5.0	5.0	mg/L			03/06/23 13:43	1
Bicarbonate Alkalinity as CaCO3 (SM18 SM2320 B)	23		5.0	5.0	mg/L			03/06/23 13:43	1
Carbonate Alkalinity as CaCO3 (SM18 SM2320 B)	<5.0		5.0	5.0	mg/L			03/06/23 13:43	1

Method: EPA Field Sampling - Field Sampling

Analyte	Result	Qualifier	RL	MDL	Unit	D	Prepared	Analyzed	Dil Fac
pH	5.88				SU			02/28/23 15:55	1

Client Sample ID: SCH-GWA-46

Lab Sample ID: 680-231319-4

Date Collected: 02/28/23 13:13

Matrix: Water

Date Received: 03/02/23 10:30

Method: EPA 300.0 R2.1 - Anions, Ion Chromatography

Analyte	Result	Qualifier	RL	MDL	Unit	D	Prepared	Analyzed	Dil Fac
Chloride	5.2		1.0	0.71	mg/L			03/04/23 15:53	1
Fluoride	0.050	J	0.10	0.026	mg/L			03/04/23 15:53	1
Sulfate	1.7		1.0	0.76	mg/L			03/04/23 15:53	1

Eurofins Savannah

Client Sample Results

Client: Southern Company
Project/Site: CCR - Plant Scherer PAC Ash Cell

Job ID: 680-231319-1

Client Sample ID: SCH-GWA-46

Lab Sample ID: 680-231319-4

Date Collected: 02/28/23 13:13

Matrix: Water

Date Received: 03/02/23 10:30

Method: SW846 EPA 6020B - Metals (ICP/MS) - Total Recoverable

Analyte	Result	Qualifier	RL	MDL	Unit	D	Prepared	Analyzed	Dil Fac
Antimony	<0.00097		0.0020	0.00097	mg/L		03/09/23 13:20	03/22/23 14:09	1
Arsenic	<0.00028		0.0010	0.00028	mg/L		03/09/23 13:20	03/22/23 14:09	1
Barium	0.022		0.010	0.0031	mg/L		03/09/23 13:20	03/22/23 14:09	1
Beryllium	<0.00027		0.0025	0.00027	mg/L		03/09/23 13:20	03/22/23 14:09	1
Boron	0.11		0.080	0.060	mg/L		04/14/23 10:15	04/17/23 10:39	1
Cadmium	<0.00022		0.0025	0.00022	mg/L		03/09/23 13:20	03/22/23 14:09	1
Calcium	6.6		0.50	0.13	mg/L		03/09/23 13:20	03/22/23 14:09	1
Chromium	0.0047		0.0020	0.0015	mg/L		03/09/23 13:20	03/22/23 14:09	1
Cobalt	<0.00026		0.0025	0.00026	mg/L		03/09/23 13:20	03/22/23 14:09	1
Copper	<0.0011		0.0020	0.0011	mg/L		03/09/23 13:20	03/22/23 14:09	1
Lead	<0.00038		0.0010	0.00038	mg/L		03/09/23 13:20	03/22/23 14:09	1
Magnesium	3.2		0.50	0.050	mg/L		03/09/23 13:20	03/22/23 14:09	1
Nickel	<0.00052		0.0010	0.00052	mg/L		03/09/23 13:20	03/22/23 14:09	1
Potassium	0.84 B		0.50	0.16	mg/L		03/09/23 13:20	03/22/23 14:09	1
Selenium	<0.00074		0.0050	0.00074	mg/L		03/09/23 13:20	03/22/23 14:09	1
Silver	<0.00022		0.0010	0.00022	mg/L		03/09/23 13:20	03/22/23 14:09	1
Sodium	4.6		0.50	0.18	mg/L		03/09/23 13:20	03/22/23 14:09	1
Thallium	<0.00047		0.0010	0.00047	mg/L		03/09/23 13:20	03/22/23 14:09	1
Vanadium	0.0037		0.0010	0.00078	mg/L		03/09/23 13:20	03/22/23 14:09	1
Zinc	<0.0060		0.015	0.0060	mg/L		03/09/23 13:20	03/22/23 14:09	1

Method: SW846 EPA 7470A - Mercury (CVAA)

Analyte	Result	Qualifier	RL	MDL	Unit	D	Prepared	Analyzed	Dil Fac
Mercury	<0.00013		0.00020	0.00013	mg/L		03/08/23 14:55	03/09/23 14:43	1

General Chemistry

Analyte	Result	Qualifier	RL	MDL	Unit	D	Prepared	Analyzed	Dil Fac
Total Dissolved Solids (SM 2540C)	64		10	10	mg/L			03/06/23 18:28	1
Total Alkalinity as CaCO3 to pH 4.5 (SM18 SM2320 B)	36		5.0	5.0	mg/L			03/06/23 13:48	1
Bicarbonate Alkalinity as CaCO3 (SM18 SM2320 B)	36		5.0	5.0	mg/L			03/06/23 13:48	1
Carbonate Alkalinity as CaCO3 (SM18 SM2320 B)	<5.0		5.0	5.0	mg/L			03/06/23 13:48	1

Method: EPA Field Sampling - Field Sampling

Analyte	Result	Qualifier	RL	MDL	Unit	D	Prepared	Analyzed	Dil Fac
pH	5.91				SU			02/28/23 13:13	1

Client Sample ID: SCH-GWA-47

Lab Sample ID: 680-231319-5

Date Collected: 02/28/23 14:37

Matrix: Water

Date Received: 03/02/23 10:30

Method: EPA 300.0 R2.1 - Anions, Ion Chromatography

Analyte	Result	Qualifier	RL	MDL	Unit	D	Prepared	Analyzed	Dil Fac
Chloride	1.7		1.0	0.71	mg/L			03/04/23 16:11	1
Fluoride	0.059 J		0.10	0.026	mg/L			03/04/23 16:11	1
Sulfate	1.6		1.0	0.76	mg/L			03/04/23 16:11	1

Method: SW846 EPA 6020B - Metals (ICP/MS) - Total Recoverable

Analyte	Result	Qualifier	RL	MDL	Unit	D	Prepared	Analyzed	Dil Fac
Antimony	<0.00097		0.0020	0.00097	mg/L		03/09/23 13:20	03/22/23 14:13	1

Eurofins Savannah

Client Sample Results

Client: Southern Company
Project/Site: CCR - Plant Scherer PAC Ash Cell

Job ID: 680-231319-1

Client Sample ID: SCH-GWA-47

Lab Sample ID: 680-231319-5

Date Collected: 02/28/23 14:37

Matrix: Water

Date Received: 03/02/23 10:30

Method: SW846 EPA 6020B - Metals (ICP/MS) - Total Recoverable (Continued)

Analyte	Result	Qualifier	RL	MDL	Unit	D	Prepared	Analyzed	Dil Fac
Arsenic	<0.00028		0.0010	0.00028	mg/L		03/09/23 13:20	03/22/23 14:13	1
Barium	0.027		0.010	0.0031	mg/L		03/09/23 13:20	03/22/23 14:13	1
Beryllium	<0.00027		0.0025	0.00027	mg/L		03/09/23 13:20	03/22/23 14:13	1
Boron	0.034	J	0.040	0.030	mg/L		04/14/23 10:15	04/17/23 10:42	1
Cadmium	<0.00022		0.0025	0.00022	mg/L		03/09/23 13:20	03/22/23 14:13	1
Calcium	13		0.50	0.13	mg/L		03/09/23 13:20	03/22/23 14:13	1
Chromium	0.0084		0.0020	0.0015	mg/L		03/09/23 13:20	03/22/23 14:13	1
Cobalt	<0.00026		0.0025	0.00026	mg/L		03/09/23 13:20	03/22/23 14:13	1
Copper	<0.0011		0.0020	0.0011	mg/L		03/09/23 13:20	03/22/23 14:13	1
Lead	<0.00038		0.0010	0.00038	mg/L		03/09/23 13:20	03/22/23 14:13	1
Magnesium	5.7		0.50	0.050	mg/L		03/09/23 13:20	03/22/23 14:13	1
Nickel	<0.00052		0.0010	0.00052	mg/L		03/09/23 13:20	03/22/23 14:13	1
Potassium	0.99	B	0.50	0.16	mg/L		03/09/23 13:20	03/22/23 14:13	1
Selenium	<0.00074		0.0050	0.00074	mg/L		03/09/23 13:20	03/22/23 14:13	1
Silver	<0.00022		0.0010	0.00022	mg/L		03/09/23 13:20	03/22/23 14:13	1
Sodium	6.7		0.50	0.18	mg/L		03/09/23 13:20	03/22/23 14:13	1
Thallium	<0.00047		0.0010	0.00047	mg/L		03/09/23 13:20	03/22/23 14:13	1
Vanadium	0.0078		0.0010	0.00078	mg/L		03/09/23 13:20	03/22/23 14:13	1
Zinc	<0.0060		0.015	0.0060	mg/L		03/09/23 13:20	03/22/23 14:13	1

Method: SW846 EPA 7470A - Mercury (CVAA)

Analyte	Result	Qualifier	RL	MDL	Unit	D	Prepared	Analyzed	Dil Fac
Mercury	<0.00013		0.00020	0.00013	mg/L		03/08/23 14:55	03/09/23 14:45	1

General Chemistry

Analyte	Result	Qualifier	RL	MDL	Unit	D	Prepared	Analyzed	Dil Fac
Total Dissolved Solids (SM 2540C)	120		10	10	mg/L			03/06/23 18:28	1
Total Alkalinity as CaCO3 to pH 4.5 (SM18 SM2320 B)	74		5.0	5.0	mg/L			03/06/23 13:52	1
Bicarbonate Alkalinity as CaCO3 (SM18 SM2320 B)	74		5.0	5.0	mg/L			03/06/23 13:52	1
Carbonate Alkalinity as CaCO3 (SM18 SM2320 B)	<5.0		5.0	5.0	mg/L			03/06/23 13:52	1

Method: EPA Field Sampling - Field Sampling

Analyte	Result	Qualifier	RL	MDL	Unit	D	Prepared	Analyzed	Dil Fac
pH	6.52				SU			02/28/23 14:37	1

Client Sample ID: SCH-GWA-48

Lab Sample ID: 680-231319-6

Date Collected: 02/28/23 15:35

Matrix: Water

Date Received: 03/02/23 10:30

Method: EPA 300.0 R2.1 - Anions, Ion Chromatography

Analyte	Result	Qualifier	RL	MDL	Unit	D	Prepared	Analyzed	Dil Fac
Chloride	1.8		1.0	0.71	mg/L			03/04/23 17:07	1
Fluoride	0.079	J	0.10	0.026	mg/L			03/04/23 17:07	1
Sulfate	2.5		1.0	0.76	mg/L			03/04/23 17:07	1

Method: SW846 EPA 6020B - Metals (ICP/MS) - Total Recoverable

Analyte	Result	Qualifier	RL	MDL	Unit	D	Prepared	Analyzed	Dil Fac
Antimony	<0.00097		0.0020	0.00097	mg/L		03/09/23 13:20	03/22/23 14:17	1
Arsenic	<0.00028		0.0010	0.00028	mg/L		03/09/23 13:20	03/22/23 14:17	1

Eurofins Savannah

Client Sample Results

Client: Southern Company
Project/Site: CCR - Plant Scherer PAC Ash Cell

Job ID: 680-231319-1

Client Sample ID: SCH-GWA-48

Lab Sample ID: 680-231319-6

Date Collected: 02/28/23 15:35

Matrix: Water

Date Received: 03/02/23 10:30

Method: SW846 EPA 6020B - Metals (ICP/MS) - Total Recoverable (Continued)

Analyte	Result	Qualifier	RL	MDL	Unit	D	Prepared	Analyzed	Dil Fac
Barium	0.014		0.010	0.0031	mg/L		03/09/23 13:20	03/22/23 14:17	1
Beryllium	<0.00027		0.0025	0.00027	mg/L		03/09/23 13:20	03/22/23 14:17	1
Boron	0.12		0.080	0.060	mg/L		04/14/23 10:15	04/17/23 11:06	1
Cadmium	<0.00022		0.0025	0.00022	mg/L		03/09/23 13:20	03/22/23 14:17	1
Calcium	13		0.50	0.13	mg/L		03/09/23 13:20	03/22/23 14:17	1
Chromium	0.0058		0.0020	0.0015	mg/L		03/09/23 13:20	03/22/23 14:17	1
Cobalt	<0.00026		0.0025	0.00026	mg/L		03/09/23 13:20	03/22/23 14:17	1
Copper	<0.0011		0.0020	0.0011	mg/L		03/09/23 13:20	03/22/23 14:17	1
Lead	<0.00038		0.0010	0.00038	mg/L		03/09/23 13:20	03/22/23 14:17	1
Magnesium	5.7		0.50	0.050	mg/L		03/09/23 13:20	03/22/23 14:17	1
Nickel	<0.00052		0.0010	0.00052	mg/L		03/09/23 13:20	03/22/23 14:17	1
Potassium	1.0 B		0.50	0.16	mg/L		03/09/23 13:20	03/22/23 14:17	1
Selenium	<0.00074		0.0050	0.00074	mg/L		03/09/23 13:20	03/22/23 14:17	1
Silver	<0.00022		0.0010	0.00022	mg/L		03/09/23 13:20	03/22/23 14:17	1
Sodium	5.9		0.50	0.18	mg/L		03/09/23 13:20	03/22/23 14:17	1
Thallium	<0.00047		0.0010	0.00047	mg/L		03/09/23 13:20	03/22/23 14:17	1
Vanadium	0.020		0.0010	0.00078	mg/L		03/09/23 13:20	03/22/23 14:17	1
Zinc	<0.0060		0.015	0.0060	mg/L		03/09/23 13:20	03/22/23 14:17	1

Method: SW846 EPA 7470A - Mercury (CVAA)

Analyte	Result	Qualifier	RL	MDL	Unit	D	Prepared	Analyzed	Dil Fac
Mercury	<0.00013		0.00020	0.00013	mg/L		03/08/23 14:55	03/09/23 14:46	1

General Chemistry

Analyte	Result	Qualifier	RL	MDL	Unit	D	Prepared	Analyzed	Dil Fac
Total Dissolved Solids (SM 2540C)	110		10	10	mg/L			03/06/23 17:37	1
Total Alkalinity as CaCO3 to pH 4.5 (SM18 SM2320 B)	67		5.0	5.0	mg/L			03/06/23 13:57	1
Bicarbonate Alkalinity as CaCO3 (SM18 SM2320 B)	67		5.0	5.0	mg/L			03/06/23 13:57	1
Carbonate Alkalinity as CaCO3 (SM18 SM2320 B)	<5.0		5.0	5.0	mg/L			03/06/23 13:57	1

Method: EPA Field Sampling - Field Sampling

Analyte	Result	Qualifier	RL	MDL	Unit	D	Prepared	Analyzed	Dil Fac
pH	6.87				SU			02/28/23 15:35	1

Client Sample ID: SCH-GWC-51

Lab Sample ID: 680-231319-7

Date Collected: 02/28/23 15:35

Matrix: Water

Date Received: 03/02/23 10:30

Method: EPA 300.0 R2.1 - Anions, Ion Chromatography

Analyte	Result	Qualifier	RL	MDL	Unit	D	Prepared	Analyzed	Dil Fac
Chloride	7.9		1.0	0.71	mg/L			03/04/23 17:25	1
Fluoride	0.074 J		0.10	0.026	mg/L			03/04/23 17:25	1
Sulfate	3.2		1.0	0.76	mg/L			03/04/23 17:25	1

Method: SW846 EPA 6020B - Metals (ICP/MS) - Total Recoverable

Analyte	Result	Qualifier	RL	MDL	Unit	D	Prepared	Analyzed	Dil Fac
Antimony	<0.00097		0.0020	0.00097	mg/L		03/09/23 13:20	03/22/23 14:21	1
Arsenic	<0.00028		0.0010	0.00028	mg/L		03/09/23 13:20	03/22/23 14:21	1
Barium	0.010		0.010	0.0031	mg/L		03/09/23 13:20	03/22/23 14:21	1

Eurofins Savannah

Client Sample Results

Client: Southern Company
 Project/Site: CCR - Plant Scherer PAC Ash Cell

Job ID: 680-231319-1

Client Sample ID: SCH-GWC-51

Lab Sample ID: 680-231319-7

Date Collected: 02/28/23 15:35

Matrix: Water

Date Received: 03/02/23 10:30

Method: SW846 EPA 6020B - Metals (ICP/MS) - Total Recoverable (Continued)

Analyte	Result	Qualifier	RL	MDL	Unit	D	Prepared	Analyzed	Dil Fac
Beryllium	<0.00027		0.0025	0.00027	mg/L		03/09/23 13:20	03/22/23 14:21	1
Boron	0.080		0.080	0.060	mg/L		04/14/23 10:15	04/17/23 11:10	1
Cadmium	<0.00022		0.0025	0.00022	mg/L		03/09/23 13:20	03/22/23 14:21	1
Calcium	7.6		0.50	0.13	mg/L		03/09/23 13:20	03/22/23 14:21	1
Chromium	0.0047		0.0020	0.0015	mg/L		03/09/23 13:20	03/22/23 14:21	1
Cobalt	<0.00026		0.0025	0.00026	mg/L		03/09/23 13:20	03/22/23 14:21	1
Copper	<0.0011		0.0020	0.0011	mg/L		03/09/23 13:20	03/22/23 14:21	1
Lead	<0.00038		0.0010	0.00038	mg/L		03/09/23 13:20	03/22/23 14:21	1
Magnesium	4.9		0.50	0.050	mg/L		03/09/23 13:20	03/22/23 14:21	1
Nickel	0.0028		0.0010	0.00052	mg/L		03/09/23 13:20	03/22/23 14:21	1
Potassium	0.46	J B	0.50	0.16	mg/L		03/09/23 13:20	03/22/23 14:21	1
Selenium	<0.00074		0.0050	0.00074	mg/L		03/09/23 13:20	03/22/23 14:21	1
Silver	<0.00022		0.0010	0.00022	mg/L		03/09/23 13:20	03/22/23 14:21	1
Sodium	4.3		0.50	0.18	mg/L		03/09/23 13:20	03/22/23 14:21	1
Thallium	<0.00047		0.0010	0.00047	mg/L		03/09/23 13:20	03/22/23 14:21	1
Vanadium	0.0052		0.0010	0.00078	mg/L		03/09/23 13:20	03/22/23 14:21	1
Zinc	<0.0060		0.015	0.0060	mg/L		03/09/23 13:20	03/22/23 14:21	1

Method: SW846 EPA 7470A - Mercury (CVAA)

Analyte	Result	Qualifier	RL	MDL	Unit	D	Prepared	Analyzed	Dil Fac
Mercury	<0.00013		0.00020	0.00013	mg/L		03/08/23 14:55	03/09/23 14:47	1

General Chemistry

Analyte	Result	Qualifier	RL	MDL	Unit	D	Prepared	Analyzed	Dil Fac
Total Dissolved Solids (SM 2540C)	84		10	10	mg/L			03/06/23 17:37	1
Total Alkalinity as CaCO3 to pH 4.5 (SM18 SM2320 B)	40		5.0	5.0	mg/L			03/06/23 14:11	1
Bicarbonate Alkalinity as CaCO3 (SM18 SM2320 B)	40		5.0	5.0	mg/L			03/06/23 14:11	1
Carbonate Alkalinity as CaCO3 (SM18 SM2320 B)	<5.0		5.0	5.0	mg/L			03/06/23 14:11	1

Method: EPA Field Sampling - Field Sampling

Analyte	Result	Qualifier	RL	MDL	Unit	D	Prepared	Analyzed	Dil Fac
pH	5.86				SU			02/28/23 15:35	1

Client Sample ID: SCH-GWC-53

Lab Sample ID: 680-231319-8

Date Collected: 02/28/23 14:15

Matrix: Water

Date Received: 03/02/23 10:30

Method: EPA 300.0 R2.1 - Anions, Ion Chromatography

Analyte	Result	Qualifier	RL	MDL	Unit	D	Prepared	Analyzed	Dil Fac
Chloride	13		1.0	0.71	mg/L			03/04/23 17:44	1
Fluoride	0.031	J	0.10	0.026	mg/L			03/04/23 17:44	1
Sulfate	170		1.0	0.76	mg/L			03/04/23 17:44	1

Method: SW846 EPA 6020B - Metals (ICP/MS) - Total Recoverable

Analyte	Result	Qualifier	RL	MDL	Unit	D	Prepared	Analyzed	Dil Fac
Antimony	<0.00097		0.0020	0.00097	mg/L		03/09/23 13:20	03/22/23 14:24	1
Arsenic	<0.00028		0.0010	0.00028	mg/L		03/09/23 13:20	03/22/23 14:24	1
Barium	0.039		0.010	0.0031	mg/L		03/09/23 13:20	03/22/23 14:24	1
Beryllium	<0.00027		0.0025	0.00027	mg/L		03/09/23 13:20	03/22/23 14:24	1

Eurofins Savannah

Client Sample Results

Client: Southern Company
Project/Site: CCR - Plant Scherer PAC Ash Cell

Job ID: 680-231319-1

Client Sample ID: SCH-GWC-53

Lab Sample ID: 680-231319-8

Date Collected: 02/28/23 14:15

Matrix: Water

Date Received: 03/02/23 10:30

Method: SW846 EPA 6020B - Metals (ICP/MS) - Total Recoverable (Continued)

Analyte	Result	Qualifier	RL	MDL	Unit	D	Prepared	Analyzed	Dil Fac
Boron	0.91		0.080	0.060	mg/L		04/14/23 10:15	04/17/23 11:13	1
Cadmium	<0.00022		0.0025	0.00022	mg/L		03/09/23 13:20	03/22/23 14:24	1
Calcium	18		0.50	0.13	mg/L		03/09/23 13:20	03/22/23 14:24	1
Chromium	0.0030		0.0020	0.0015	mg/L		03/09/23 13:20	03/22/23 14:24	1
Cobalt	0.0038		0.0025	0.00026	mg/L		03/09/23 13:20	03/22/23 14:24	1
Copper	<0.0011		0.0020	0.0011	mg/L		03/09/23 13:20	03/22/23 14:24	1
Lead	<0.00038		0.0010	0.00038	mg/L		03/09/23 13:20	03/22/23 14:24	1
Magnesium	11		0.50	0.050	mg/L		03/09/23 13:20	03/22/23 14:24	1
Nickel	0.0073		0.0010	0.00052	mg/L		03/09/23 13:20	03/22/23 14:24	1
Potassium	1.4 B		0.50	0.16	mg/L		03/09/23 13:20	03/22/23 14:24	1
Selenium	<0.00074		0.0050	0.00074	mg/L		03/09/23 13:20	03/22/23 14:24	1
Silver	<0.00022		0.0010	0.00022	mg/L		03/09/23 13:20	03/22/23 14:24	1
Sodium	52		0.50	0.18	mg/L		03/09/23 13:20	03/22/23 14:24	1
Thallium	<0.00047		0.0010	0.00047	mg/L		03/09/23 13:20	03/22/23 14:24	1
Vanadium	0.0023		0.0010	0.00078	mg/L		03/09/23 13:20	03/22/23 14:24	1
Zinc	0.014 J B		0.015	0.0060	mg/L		03/09/23 13:20	03/22/23 14:24	1

Method: SW846 EPA 7470A - Mercury (CVAA)

Analyte	Result	Qualifier	RL	MDL	Unit	D	Prepared	Analyzed	Dil Fac
Mercury	<0.00013		0.00020	0.00013	mg/L		03/08/23 14:55	03/09/23 14:48	1

General Chemistry

Analyte	Result	Qualifier	RL	MDL	Unit	D	Prepared	Analyzed	Dil Fac
Total Dissolved Solids (SM 2540C)	280		10	10	mg/L			03/06/23 17:37	1
Total Alkalinity as CaCO3 to pH 4.5 (SM18 SM2320 B)	8.7		5.0	5.0	mg/L			03/06/23 14:21	1
Bicarbonate Alkalinity as CaCO3 (SM18 SM2320 B)	8.7		5.0	5.0	mg/L			03/06/23 14:21	1
Carbonate Alkalinity as CaCO3 (SM18 SM2320 B)	<5.0		5.0	5.0	mg/L			03/06/23 14:21	1

Method: EPA Field Sampling - Field Sampling

Analyte	Result	Qualifier	RL	MDL	Unit	D	Prepared	Analyzed	Dil Fac
pH	5.66				SU			02/28/23 14:15	1

Client Sample ID: SCH-PAC-FB-6

Lab Sample ID: 680-231319-9

Date Collected: 02/28/23 15:40

Matrix: Water

Date Received: 03/02/23 10:30

Method: EPA 300.0 R2.1 - Anions, Ion Chromatography

Analyte	Result	Qualifier	RL	MDL	Unit	D	Prepared	Analyzed	Dil Fac
Chloride	<0.71		1.0	0.71	mg/L			03/04/23 18:02	1
Fluoride	0.060 J		0.10	0.026	mg/L			03/04/23 18:02	1
Sulfate	1.1		1.0	0.76	mg/L			03/04/23 18:02	1

Method: SW846 EPA 6020B - Metals (ICP/MS) - Total Recoverable

Analyte	Result	Qualifier	RL	MDL	Unit	D	Prepared	Analyzed	Dil Fac
Antimony	<0.00097		0.0020	0.00097	mg/L		03/09/23 09:10	03/22/23 18:29	1
Arsenic	<0.00028		0.0010	0.00028	mg/L		03/09/23 09:10	03/22/23 18:29	1
Barium	<0.0031		0.010	0.0031	mg/L		03/09/23 09:10	03/22/23 18:29	1
Beryllium	<0.00027		0.0025	0.00027	mg/L		03/09/23 09:10	03/22/23 18:29	1
Boron	<0.060		0.080	0.060	mg/L		03/09/23 09:10	04/06/23 13:21	1

Eurofins Savannah

Client Sample Results

Client: Southern Company
Project/Site: CCR - Plant Scherer PAC Ash Cell

Job ID: 680-231319-1

Client Sample ID: SCH-PAC-FB-6

Lab Sample ID: 680-231319-9

Date Collected: 02/28/23 15:40

Matrix: Water

Date Received: 03/02/23 10:30

Method: SW846 EPA 6020B - Metals (ICP/MS) - Total Recoverable (Continued)

Analyte	Result	Qualifier	RL	MDL	Unit	D	Prepared	Analyzed	Dil Fac
Cadmium	<0.00022		0.0025	0.00022	mg/L		03/09/23 09:10	03/22/23 18:29	1
Calcium	<0.13		0.50	0.13	mg/L		03/09/23 09:10	03/22/23 18:29	1
Chromium	<0.0015		0.0020	0.0015	mg/L		03/09/23 09:10	03/22/23 18:29	1
Cobalt	<0.00026		0.0025	0.00026	mg/L		03/09/23 09:10	03/22/23 18:29	1
Copper	<0.0011		0.0020	0.0011	mg/L		03/09/23 09:10	03/22/23 18:29	1
Lead	<0.00038		0.0010	0.00038	mg/L		03/09/23 09:10	03/22/23 18:29	1
Magnesium	<0.050		0.50	0.050	mg/L		03/09/23 09:10	03/22/23 18:29	1
Nickel	<0.00052		0.0010	0.00052	mg/L		03/09/23 09:10	03/22/23 18:29	1
Potassium	<0.16		0.50	0.16	mg/L		03/09/23 09:10	03/22/23 18:29	1
Selenium	<0.00074		0.0050	0.00074	mg/L		03/09/23 09:10	03/22/23 18:29	1
Silver	<0.00022		0.0010	0.00022	mg/L		03/09/23 09:10	03/22/23 18:29	1
Sodium	<0.18		0.50	0.18	mg/L		03/09/23 09:10	03/22/23 18:29	1
Thallium	<0.00047		0.0010	0.00047	mg/L		03/09/23 09:10	03/22/23 18:29	1
Vanadium	<0.00078		0.0010	0.00078	mg/L		03/09/23 09:10	03/22/23 18:29	1
Zinc	<0.0060		0.015	0.0060	mg/L		03/09/23 09:10	03/22/23 18:29	1

Method: SW846 EPA 7470A - Mercury (CVAA)

Analyte	Result	Qualifier	RL	MDL	Unit	D	Prepared	Analyzed	Dil Fac
Mercury	<0.00013		0.00020	0.00013	mg/L		03/08/23 14:55	03/09/23 14:49	1

General Chemistry

Analyte	Result	Qualifier	RL	MDL	Unit	D	Prepared	Analyzed	Dil Fac
Total Dissolved Solids (SM 2540C)	<10		10	10	mg/L			03/06/23 17:37	1
Total Alkalinity as CaCO3 to pH 4.5 (SM18 SM2320 B)	<5.0		5.0	5.0	mg/L			03/06/23 14:25	1
Bicarbonate Alkalinity as CaCO3 (SM18 SM2320 B)	<5.0		5.0	5.0	mg/L			03/06/23 14:25	1
Carbonate Alkalinity as CaCO3 (SM18 SM2320 B)	<5.0		5.0	5.0	mg/L			03/06/23 14:25	1

Client Sample ID: SCH-PAC-FD-6

Lab Sample ID: 680-231319-10

Date Collected: 02/28/23 00:00

Matrix: Water

Date Received: 03/02/23 10:30

Method: EPA 300.0 R2.1 - Anions, Ion Chromatography

Analyte	Result	Qualifier	RL	MDL	Unit	D	Prepared	Analyzed	Dil Fac
Chloride	1.8		1.0	0.71	mg/L			03/04/23 19:16	1
Fluoride	0.065	J	0.10	0.026	mg/L			03/04/23 19:16	1
Sulfate	1.5		1.0	0.76	mg/L			03/04/23 19:16	1

Method: SW846 EPA 6020B - Metals (ICP/MS) - Total Recoverable

Analyte	Result	Qualifier	RL	MDL	Unit	D	Prepared	Analyzed	Dil Fac
Antimony	<0.00097		0.0020	0.00097	mg/L		03/09/23 09:10	03/22/23 18:40	1
Arsenic	<0.00028		0.0010	0.00028	mg/L		03/09/23 09:10	03/22/23 18:40	1
Barium	0.020		0.010	0.0031	mg/L		03/09/23 09:10	03/22/23 18:40	1
Beryllium	<0.00027		0.0025	0.00027	mg/L		03/09/23 09:10	03/22/23 18:40	1
Boron	<0.060		0.080	0.060	mg/L		03/09/23 09:10	04/06/23 13:25	1
Cadmium	<0.00022		0.0025	0.00022	mg/L		03/09/23 09:10	03/22/23 18:40	1
Calcium	11		0.50	0.13	mg/L		03/09/23 09:10	03/22/23 18:40	1
Chromium	0.0097		0.0020	0.0015	mg/L		03/09/23 09:10	03/22/23 18:40	1
Cobalt	<0.00026		0.0025	0.00026	mg/L		03/09/23 09:10	03/22/23 18:40	1

Eurofins Savannah

Client Sample Results

Client: Southern Company
Project/Site: CCR - Plant Scherer PAC Ash Cell

Job ID: 680-231319-1

Client Sample ID: SCH-PAC-FD-6

Lab Sample ID: 680-231319-10

Date Collected: 02/28/23 00:00

Matrix: Water

Date Received: 03/02/23 10:30

Method: SW846 EPA 6020B - Metals (ICP/MS) - Total Recoverable (Continued)

Analyte	Result	Qualifier	RL	MDL	Unit	D	Prepared	Analyzed	Dil Fac
Copper	<0.0011		0.0020	0.0011	mg/L		03/09/23 09:10	03/22/23 18:40	1
Lead	<0.00038		0.0010	0.00038	mg/L		03/09/23 09:10	03/22/23 18:40	1
Magnesium	5.0		0.50	0.050	mg/L		03/09/23 09:10	03/22/23 18:40	1
Nickel	<0.00052		0.0010	0.00052	mg/L		03/09/23 09:10	03/22/23 18:40	1
Potassium	0.86		0.50	0.16	mg/L		03/09/23 09:10	03/22/23 18:40	1
Selenium	<0.00074		0.0050	0.00074	mg/L		03/09/23 09:10	03/22/23 18:40	1
Silver	<0.00022		0.0010	0.00022	mg/L		03/09/23 09:10	03/22/23 18:40	1
Sodium	5.0		0.50	0.18	mg/L		03/09/23 09:10	03/22/23 18:40	1
Thallium	<0.00047		0.0010	0.00047	mg/L		03/09/23 09:10	03/22/23 18:40	1
Vanadium	0.0065		0.0010	0.00078	mg/L		03/09/23 09:10	03/22/23 18:40	1
Zinc	<0.0060		0.015	0.0060	mg/L		03/09/23 09:10	03/22/23 18:40	1

Method: SW846 EPA 7470A - Mercury (CVAA)

Analyte	Result	Qualifier	RL	MDL	Unit	D	Prepared	Analyzed	Dil Fac
Mercury	<0.00013		0.00020	0.00013	mg/L		03/08/23 14:55	03/09/23 14:50	1

General Chemistry

Analyte	Result	Qualifier	RL	MDL	Unit	D	Prepared	Analyzed	Dil Fac
Total Dissolved Solids (SM 2540C)	97		10	10	mg/L			03/06/23 17:37	1
Total Alkalinity as CaCO3 to pH 4.5 (SM18 SM2320 B)	63		5.0	5.0	mg/L			03/06/23 14:27	1
Bicarbonate Alkalinity as CaCO3 (SM18 SM2320 B)	63		5.0	5.0	mg/L			03/06/23 14:27	1
Carbonate Alkalinity as CaCO3 (SM18 SM2320 B)	<5.0		5.0	5.0	mg/L			03/06/23 14:27	1

Method: EPA Field Sampling - Field Sampling

Analyte	Result	Qualifier	RL	MDL	Unit	D	Prepared	Analyzed	Dil Fac
pH	6.21				SU			02/28/23 00:00	1

Client Sample ID: SCH-PAC-FD-7

Lab Sample ID: 680-231319-11

Date Collected: 02/28/23 00:00

Matrix: Water

Date Received: 03/02/23 10:30

Method: EPA 300.0 R2.1 - Anions, Ion Chromatography

Analyte	Result	Qualifier	RL	MDL	Unit	D	Prepared	Analyzed	Dil Fac
Chloride	14		1.0	0.71	mg/L			03/04/23 23:16	1
Fluoride	0.067	J	0.10	0.026	mg/L			03/04/23 23:16	1
Sulfate	170	F1	1.0	0.76	mg/L			03/04/23 23:16	1

Method: SW846 EPA 6020B - Metals (ICP/MS) - Total Recoverable

Analyte	Result	Qualifier	RL	MDL	Unit	D	Prepared	Analyzed	Dil Fac
Antimony	<0.00097		0.0020	0.00097	mg/L		03/09/23 09:10	03/22/23 18:44	1
Arsenic	<0.00028		0.0010	0.00028	mg/L		03/09/23 09:10	03/22/23 18:44	1
Barium	0.039		0.010	0.0031	mg/L		03/09/23 09:10	03/22/23 18:44	1
Beryllium	<0.00027		0.0025	0.00027	mg/L		03/09/23 09:10	03/22/23 18:44	1
Boron	0.93		0.080	0.060	mg/L		03/09/23 09:10	04/06/23 13:28	1
Cadmium	<0.00022		0.0025	0.00022	mg/L		03/09/23 09:10	03/22/23 18:44	1
Calcium	18		0.50	0.13	mg/L		03/09/23 09:10	03/22/23 18:44	1
Chromium	0.0029		0.0020	0.0015	mg/L		03/09/23 09:10	03/22/23 18:44	1
Cobalt	0.0036		0.0025	0.00026	mg/L		03/09/23 09:10	03/22/23 18:44	1
Copper	<0.0011		0.0020	0.0011	mg/L		03/09/23 09:10	03/22/23 18:44	1

Eurofins Savannah

Client Sample Results

Client: Southern Company
Project/Site: CCR - Plant Scherer PAC Ash Cell

Job ID: 680-231319-1

Client Sample ID: SCH-PAC-FD-7

Lab Sample ID: 680-231319-11

Date Collected: 02/28/23 00:00

Matrix: Water

Date Received: 03/02/23 10:30

Method: SW846 EPA 6020B - Metals (ICP/MS) - Total Recoverable (Continued)

Analyte	Result	Qualifier	RL	MDL	Unit	D	Prepared	Analyzed	Dil Fac
Lead	<0.00038		0.0010	0.00038	mg/L		03/09/23 09:10	03/22/23 18:44	1
Magnesium	10		0.50	0.050	mg/L		03/09/23 09:10	03/22/23 18:44	1
Nickel	0.0074		0.0010	0.00052	mg/L		03/09/23 09:10	03/22/23 18:44	1
Potassium	1.5		0.50	0.16	mg/L		03/09/23 09:10	03/22/23 18:44	1
Selenium	<0.00074		0.0050	0.00074	mg/L		03/09/23 09:10	03/22/23 18:44	1
Silver	<0.00022		0.0010	0.00022	mg/L		03/09/23 09:10	03/22/23 18:44	1
Sodium	52		0.50	0.18	mg/L		03/09/23 09:10	03/22/23 18:44	1
Thallium	<0.00047		0.0010	0.00047	mg/L		03/09/23 09:10	03/22/23 18:44	1
Vanadium	0.0014		0.0010	0.00078	mg/L		03/09/23 09:10	03/22/23 18:44	1
Zinc	0.014	J	0.015	0.0060	mg/L		03/09/23 09:10	03/22/23 18:44	1

Method: SW846 EPA 7470A - Mercury (CVAA)

Analyte	Result	Qualifier	RL	MDL	Unit	D	Prepared	Analyzed	Dil Fac
Mercury	<0.00013		0.00020	0.00013	mg/L		03/08/23 14:55	03/09/23 14:51	1

General Chemistry

Analyte	Result	Qualifier	RL	MDL	Unit	D	Prepared	Analyzed	Dil Fac
Total Dissolved Solids (SM 2540C)	280		10	10	mg/L			03/06/23 17:37	1
Total Alkalinity as CaCO3 to pH 4.5 (SM18 SM2320 B)	8.9		5.0	5.0	mg/L			03/06/23 14:32	1
Bicarbonate Alkalinity as CaCO3 (SM18 SM2320 B)	8.9		5.0	5.0	mg/L			03/06/23 14:32	1
Carbonate Alkalinity as CaCO3 (SM18 SM2320 B)	<5.0		5.0	5.0	mg/L			03/06/23 14:32	1

Method: EPA Field Sampling - Field Sampling

Analyte	Result	Qualifier	RL	MDL	Unit	D	Prepared	Analyzed	Dil Fac
pH	5.66				SU			02/28/23 00:00	1

Client Sample ID: SCH-PAC-FB-7

Lab Sample ID: 680-231319-12

Date Collected: 02/28/23 15:10

Matrix: Water

Date Received: 03/02/23 10:30

Method: EPA 300.0 R2.1 - Anions, Ion Chromatography

Analyte	Result	Qualifier	RL	MDL	Unit	D	Prepared	Analyzed	Dil Fac
Chloride	<0.71		1.0	0.71	mg/L			03/04/23 19:34	1
Fluoride	0.066	J	0.10	0.026	mg/L			03/04/23 19:34	1
Sulfate	1.2		1.0	0.76	mg/L			03/04/23 19:34	1

Method: SW846 EPA 6020B - Metals (ICP/MS) - Total Recoverable

Analyte	Result	Qualifier	RL	MDL	Unit	D	Prepared	Analyzed	Dil Fac
Antimony	<0.00097		0.0020	0.00097	mg/L		03/09/23 09:10	03/22/23 18:48	1
Arsenic	<0.00028		0.0010	0.00028	mg/L		03/09/23 09:10	03/22/23 18:48	1
Barium	<0.0031		0.010	0.0031	mg/L		03/09/23 09:10	03/22/23 18:48	1
Beryllium	<0.00027		0.0025	0.00027	mg/L		03/09/23 09:10	03/22/23 18:48	1
Boron	<0.060		0.080	0.060	mg/L		03/09/23 09:10	04/18/23 12:26	1
Cadmium	<0.00022		0.0025	0.00022	mg/L		03/09/23 09:10	03/22/23 18:48	1
Calcium	<0.13		0.50	0.13	mg/L		03/09/23 09:10	03/22/23 18:48	1
Chromium	<0.0015		0.0020	0.0015	mg/L		03/09/23 09:10	03/22/23 18:48	1
Cobalt	<0.00026		0.0025	0.00026	mg/L		03/09/23 09:10	03/22/23 18:48	1
Copper	0.0016	J	0.0020	0.0011	mg/L		03/09/23 09:10	03/22/23 18:48	1
Lead	<0.00038		0.0010	0.00038	mg/L		03/09/23 09:10	03/22/23 18:48	1

Eurofins Savannah

Client Sample Results

Client: Southern Company
 Project/Site: CCR - Plant Scherer PAC Ash Cell

Job ID: 680-231319-1

Client Sample ID: SCH-PAC-FB-7

Lab Sample ID: 680-231319-12

Date Collected: 02/28/23 15:10

Matrix: Water

Date Received: 03/02/23 10:30

Method: SW846 EPA 6020B - Metals (ICP/MS) - Total Recoverable (Continued)

Analyte	Result	Qualifier	RL	MDL	Unit	D	Prepared	Analyzed	Dil Fac
Magnesium	<0.050		0.50	0.050	mg/L		03/09/23 09:10	03/22/23 18:48	1
Nickel	<0.00052		0.0010	0.00052	mg/L		03/09/23 09:10	03/22/23 18:48	1
Potassium	<0.16		0.50	0.16	mg/L		03/09/23 09:10	03/22/23 18:48	1
Selenium	<0.00074		0.0050	0.00074	mg/L		03/09/23 09:10	03/22/23 18:48	1
Silver	<0.00022		0.0010	0.00022	mg/L		03/09/23 09:10	03/22/23 18:48	1
Sodium	<0.18		0.50	0.18	mg/L		03/09/23 09:10	03/22/23 18:48	1
Thallium	<0.00047		0.0010	0.00047	mg/L		03/09/23 09:10	03/22/23 18:48	1
Vanadium	<0.00078		0.0010	0.00078	mg/L		03/09/23 09:10	03/22/23 18:48	1
Zinc	<0.0060		0.015	0.0060	mg/L		03/09/23 09:10	03/22/23 18:48	1

Method: SW846 EPA 7470A - Mercury (CVAA)

Analyte	Result	Qualifier	RL	MDL	Unit	D	Prepared	Analyzed	Dil Fac
Mercury	<0.00013		0.00020	0.00013	mg/L		03/08/23 14:55	03/09/23 14:52	1

General Chemistry

Analyte	Result	Qualifier	RL	MDL	Unit	D	Prepared	Analyzed	Dil Fac
Total Dissolved Solids (SM 2540C)	<10		10	10	mg/L			03/06/23 17:37	1
Total Alkalinity as CaCO3 to pH 4.5 (SM18 SM2320 B)	<5.0		5.0	5.0	mg/L			03/06/23 14:36	1
Bicarbonate Alkalinity as CaCO3 (SM18 SM2320 B)	<5.0		5.0	5.0	mg/L			03/06/23 14:36	1
Carbonate Alkalinity as CaCO3 (SM18 SM2320 B)	<5.0		5.0	5.0	mg/L			03/06/23 14:36	1

QC Sample Results

Client: Southern Company
 Project/Site: CCR - Plant Scherer PAC Ash Cell

Job ID: 680-231319-1

Method: EPA 300.0 R2.1 - Anions, Ion Chromatography

Lab Sample ID: MB 180-428116/36
Matrix: Water
Analysis Batch: 428116

Client Sample ID: Method Blank
Prep Type: Total/NA

Analyte	MB Result	MB Qualifier	RL	MDL	Unit	D	Prepared	Analyzed	Dil Fac
Chloride	<0.71		1.0	0.71	mg/L			03/04/23 22:39	1
Fluoride	<0.026		0.10	0.026	mg/L			03/04/23 22:39	1
Sulfate	<0.76		1.0	0.76	mg/L			03/04/23 22:39	1

Lab Sample ID: MB 180-428116/6
Matrix: Water
Analysis Batch: 428116

Client Sample ID: Method Blank
Prep Type: Total/NA

Analyte	MB Result	MB Qualifier	RL	MDL	Unit	D	Prepared	Analyzed	Dil Fac
Chloride	<0.71		1.0	0.71	mg/L			03/04/23 11:59	1
Fluoride	<0.026		0.10	0.026	mg/L			03/04/23 11:59	1
Sulfate	<0.76		1.0	0.76	mg/L			03/04/23 11:59	1

Lab Sample ID: LCS 180-428116/37
Matrix: Water
Analysis Batch: 428116

Client Sample ID: Lab Control Sample
Prep Type: Total/NA

Analyte	Spike Added	LCS Result	LCS Qualifier	Unit	D	%Rec	%Rec Limits
Chloride	50.0	49.9		mg/L		100	90 - 110
Fluoride	2.50	2.75		mg/L		110	90 - 110
Sulfate	50.0	52.4		mg/L		105	90 - 110

Lab Sample ID: LCS 180-428116/7
Matrix: Water
Analysis Batch: 428116

Client Sample ID: Lab Control Sample
Prep Type: Total/NA

Analyte	Spike Added	LCS Result	LCS Qualifier	Unit	D	%Rec	%Rec Limits
Chloride	50.0	48.9		mg/L		98	90 - 110
Fluoride	2.50	2.62		mg/L		105	90 - 110
Sulfate	50.0	51.4		mg/L		103	90 - 110

Lab Sample ID: 680-231319-1 MS
Matrix: Water
Analysis Batch: 428116

Client Sample ID: SCH-GWA-21
Prep Type: Total/NA

Analyte	Sample Result	Sample Qualifier	Spike Added	MS Result	MS Qualifier	Unit	D	%Rec	%Rec Limits
Chloride	3.6		50.0	52.0		mg/L		97	90 - 110
Fluoride	0.076	J	2.50	2.78		mg/L		108	90 - 110
Sulfate	2.7		50.0	53.9		mg/L		102	90 - 110

Lab Sample ID: 680-231319-1 MSD
Matrix: Water
Analysis Batch: 428116

Client Sample ID: SCH-GWA-21
Prep Type: Total/NA

Analyte	Sample Result	Sample Qualifier	Spike Added	MSD Result	MSD Qualifier	Unit	D	%Rec	%Rec Limits	RPD	RPD Limit
Chloride	3.6		50.0	52.0		mg/L		97	90 - 110	0	20
Fluoride	0.076	J	2.50	2.80		mg/L		109	90 - 110	0	20
Sulfate	2.7		50.0	53.4		mg/L		101	90 - 110	1	20

Eurofins Savannah

QC Sample Results

Client: Southern Company
Project/Site: CCR - Plant Scherer PAC Ash Cell

Job ID: 680-231319-1

Method: EPA 300.0 R2.1 - Anions, Ion Chromatography (Continued)

Lab Sample ID: 680-231319-11 MS
Matrix: Water
Analysis Batch: 428116

Client Sample ID: SCH-PAC-FD-7
Prep Type: Total/NA

Analyte	Sample Result	Sample Qualifier	Spike Added	MS Result	MS Qualifier	Unit	D	%Rec	%Rec Limits
Chloride	14		50.0	61.5		mg/L		96	90 - 110
Fluoride	0.067	J	2.50	2.73		mg/L		107	90 - 110
Sulfate	170	F1	50.0	215	F1	mg/L		89	90 - 110

Lab Sample ID: 680-231319-11 MSD
Matrix: Water
Analysis Batch: 428116

Client Sample ID: SCH-PAC-FD-7
Prep Type: Total/NA

Analyte	Sample Result	Sample Qualifier	Spike Added	MSD Result	MSD Qualifier	Unit	D	%Rec	%Rec Limits	RPD	RPD Limit
Chloride	14		50.0	61.5		mg/L		96	90 - 110	0	20
Fluoride	0.067	J	2.50	2.72		mg/L		106	90 - 110	1	20
Sulfate	170	F1	50.0	214	F1	mg/L		87	90 - 110	1	20

Method: EPA 6020B - Metals (ICP/MS)

Lab Sample ID: MB 180-428646/1-A
Matrix: Water
Analysis Batch: 430208

Client Sample ID: Method Blank
Prep Type: Total Recoverable
Prep Batch: 428646

Analyte	MB Result	MB Qualifier	RL	MDL	Unit	D	Prepared	Analyzed	Dil Fac
Antimony	<0.00097		0.0020	0.00097	mg/L		03/09/23 09:10	03/22/23 17:37	1
Arsenic	<0.00028		0.0010	0.00028	mg/L		03/09/23 09:10	03/22/23 17:37	1
Barium	<0.0031		0.010	0.0031	mg/L		03/09/23 09:10	03/22/23 17:37	1
Beryllium	<0.00027		0.0025	0.00027	mg/L		03/09/23 09:10	03/22/23 17:37	1
Cadmium	<0.00022		0.0025	0.00022	mg/L		03/09/23 09:10	03/22/23 17:37	1
Calcium	<0.13		0.50	0.13	mg/L		03/09/23 09:10	03/22/23 17:37	1
Chromium	<0.0015		0.0020	0.0015	mg/L		03/09/23 09:10	03/22/23 17:37	1
Cobalt	<0.00026		0.0025	0.00026	mg/L		03/09/23 09:10	03/22/23 17:37	1
Copper	<0.0011		0.0020	0.0011	mg/L		03/09/23 09:10	03/22/23 17:37	1
Lead	<0.00038		0.0010	0.00038	mg/L		03/09/23 09:10	03/22/23 17:37	1
Magnesium	<0.050		0.50	0.050	mg/L		03/09/23 09:10	03/22/23 17:37	1
Nickel	<0.00052		0.0010	0.00052	mg/L		03/09/23 09:10	03/22/23 17:37	1
Potassium	<0.16		0.50	0.16	mg/L		03/09/23 09:10	03/22/23 17:37	1
Selenium	<0.00074		0.0050	0.00074	mg/L		03/09/23 09:10	03/22/23 17:37	1
Silver	<0.00022		0.0010	0.00022	mg/L		03/09/23 09:10	03/22/23 17:37	1
Sodium	<0.18		0.50	0.18	mg/L		03/09/23 09:10	03/22/23 17:37	1
Thallium	<0.00047		0.0010	0.00047	mg/L		03/09/23 09:10	03/22/23 17:37	1
Vanadium	<0.00078		0.0010	0.00078	mg/L		03/09/23 09:10	03/22/23 17:37	1
Zinc	<0.0060		0.015	0.0060	mg/L		03/09/23 09:10	03/22/23 17:37	1

Lab Sample ID: MB 180-428646/1-A
Matrix: Water
Analysis Batch: 431647

Client Sample ID: Method Blank
Prep Type: Total Recoverable
Prep Batch: 428646

Analyte	MB Result	MB Qualifier	RL	MDL	Unit	D	Prepared	Analyzed	Dil Fac
Boron	<0.060		0.080	0.060	mg/L		03/09/23 09:10	04/06/23 09:29	1

Eurofins Savannah

QC Sample Results

Client: Southern Company
 Project/Site: CCR - Plant Scherer PAC Ash Cell

Job ID: 680-231319-1

Method: EPA 6020B - Metals (ICP/MS) (Continued)

Lab Sample ID: LCS 180-428646/2-A
Matrix: Water
Analysis Batch: 430208

Client Sample ID: Lab Control Sample
Prep Type: Total Recoverable
Prep Batch: 428646

Analyte	Spike Added	LCS Result	LCS Qualifier	Unit	D	%Rec	%Rec Limits
Antimony	0.250	0.271		mg/L		109	80 - 120
Arsenic	1.00	1.01		mg/L		101	80 - 120
Barium	1.00	1.02		mg/L		102	80 - 120
Beryllium	0.500	0.482		mg/L		96	80 - 120
Cadmium	0.500	0.511		mg/L		102	80 - 120
Calcium	25.0	27.7		mg/L		111	80 - 120
Chromium	0.500	0.514		mg/L		103	80 - 120
Cobalt	0.500	0.497		mg/L		99	80 - 120
Copper	0.500	0.501		mg/L		100	80 - 120
Lead	0.500	0.512		mg/L		102	80 - 120
Magnesium	25.0	25.4		mg/L		102	80 - 120
Nickel	0.500	0.489		mg/L		98	80 - 120
Potassium	25.0	25.8		mg/L		103	80 - 120
Selenium	1.00	1.03		mg/L		103	80 - 120
Silver	0.250	0.247		mg/L		99	80 - 120
Sodium	25.0	25.7		mg/L		103	80 - 120
Thallium	1.00	1.07		mg/L		107	80 - 120
Vanadium	0.500	0.518		mg/L		104	80 - 120
Zinc	0.250	0.253		mg/L		101	80 - 120

Lab Sample ID: LCS 180-428646/2-A
Matrix: Water
Analysis Batch: 431647

Client Sample ID: Lab Control Sample
Prep Type: Total Recoverable
Prep Batch: 428646

Analyte	Spike Added	LCS Result	LCS Qualifier	Unit	D	%Rec	%Rec Limits
Boron	1.25	1.34		mg/L		107	80 - 120

Lab Sample ID: 680-231281-C-3-C MS
Matrix: Water
Analysis Batch: 430208

Client Sample ID: Matrix Spike
Prep Type: Total Recoverable
Prep Batch: 428646

Analyte	Sample Result	Sample Qualifier	Spike Added	MS Result	MS Qualifier	Unit	D	%Rec	%Rec Limits
Antimony	<0.00097		0.250	0.266		mg/L		107	75 - 125
Arsenic	<0.00028		1.00	0.995		mg/L		100	75 - 125
Barium	0.038		1.00	1.04		mg/L		100	75 - 125
Beryllium	<0.00027		0.500	0.474		mg/L		95	75 - 125
Cadmium	<0.00022		0.500	0.502		mg/L		100	75 - 125
Calcium	20		25.0	46.3		mg/L		106	75 - 125
Chromium	<0.0015		0.500	0.500		mg/L		100	75 - 125
Cobalt	0.010		0.500	0.501		mg/L		98	75 - 125
Copper	<0.0011		0.500	0.486		mg/L		97	75 - 125
Lead	<0.00038		0.500	0.500		mg/L		100	75 - 125
Magnesium	11		25.0	36.0		mg/L		99	75 - 125
Nickel	0.0073		0.500	0.488		mg/L		96	75 - 125
Potassium	1.7		25.0	26.9		mg/L		101	75 - 125
Selenium	<0.00074		1.00	0.997		mg/L		100	75 - 125
Silver	<0.00022		0.250	0.240		mg/L		96	75 - 125
Sodium	55		25.0	78.7		mg/L		93	75 - 125
Thallium	<0.00047		1.00	1.04		mg/L		104	75 - 125

Eurofins Savannah

QC Sample Results

Client: Southern Company
 Project/Site: CCR - Plant Scherer PAC Ash Cell

Job ID: 680-231319-1

Method: EPA 6020B - Metals (ICP/MS) (Continued)

Lab Sample ID: 680-231281-C-3-C MS
Matrix: Water
Analysis Batch: 430208

Client Sample ID: Matrix Spike
Prep Type: Total Recoverable
Prep Batch: 428646

Analyte	Sample Result	Sample Qualifier	Spike Added	MS Result	MS Qualifier	Unit	D	%Rec	%Rec Limits
Vanadium	<0.00078		0.500	0.507		mg/L		101	75 - 125
Zinc	0.016		0.250	0.262		mg/L		98	75 - 125

Lab Sample ID: 680-231281-C-3-C MS
Matrix: Water
Analysis Batch: 431647

Client Sample ID: Matrix Spike
Prep Type: Total Recoverable
Prep Batch: 428646

Analyte	Sample Result	Sample Qualifier	Spike Added	MS Result	MS Qualifier	Unit	D	%Rec	%Rec Limits
Boron	1.1		1.25	2.42		mg/L		108	75 - 125

Lab Sample ID: 680-231281-C-3-D MSD
Matrix: Water
Analysis Batch: 430208

Client Sample ID: Matrix Spike Duplicate
Prep Type: Total Recoverable
Prep Batch: 428646

Analyte	Sample Result	Sample Qualifier	Spike Added	MSD Result	MSD Qualifier	Unit	D	%Rec	%Rec Limits	RPD	RPD Limit
Antimony	<0.00097		0.250	0.269		mg/L		108	75 - 125	1	20
Arsenic	<0.00028		1.00	1.01		mg/L		101	75 - 125	1	20
Barium	0.038		1.00	1.05		mg/L		101	75 - 125	2	20
Beryllium	<0.00027		0.500	0.479		mg/L		96	75 - 125	1	20
Cadmium	<0.00022		0.500	0.511		mg/L		102	75 - 125	2	20
Calcium	20		25.0	46.5		mg/L		107	75 - 125	1	20
Chromium	<0.0015		0.500	0.514		mg/L		103	75 - 125	3	20
Cobalt	0.010		0.500	0.508		mg/L		100	75 - 125	1	20
Copper	<0.0011		0.500	0.495		mg/L		99	75 - 125	2	20
Lead	<0.00038		0.500	0.506		mg/L		101	75 - 125	1	20
Magnesium	11		25.0	36.4		mg/L		101	75 - 125	1	20
Nickel	0.0073		0.500	0.498		mg/L		98	75 - 125	2	20
Potassium	1.7		25.0	27.5		mg/L		103	75 - 125	2	20
Selenium	<0.00074		1.00	1.02		mg/L		102	75 - 125	2	20
Silver	<0.00022		0.250	0.248		mg/L		99	75 - 125	3	20
Sodium	55		25.0	78.3		mg/L		92	75 - 125	1	20
Thallium	<0.00047		1.00	1.07		mg/L		107	75 - 125	3	20
Vanadium	<0.00078		0.500	0.518		mg/L		104	75 - 125	2	20
Zinc	0.016		0.250	0.268		mg/L		101	75 - 125	2	20

Lab Sample ID: 680-231281-C-3-D MSD
Matrix: Water
Analysis Batch: 431647

Client Sample ID: Matrix Spike Duplicate
Prep Type: Total Recoverable
Prep Batch: 428646

Analyte	Sample Result	Sample Qualifier	Spike Added	MSD Result	MSD Qualifier	Unit	D	%Rec	%Rec Limits	RPD	RPD Limit
Boron	1.1		1.25	2.60		mg/L		122	75 - 125	7	20

Lab Sample ID: MB 180-428682/1-A
Matrix: Water
Analysis Batch: 430208

Client Sample ID: Method Blank
Prep Type: Total Recoverable
Prep Batch: 428682

Analyte	MB Result	MB Qualifier	RL	MDL	Unit	D	Prepared	Analyzed	Dil Fac
Antimony	<0.00097		0.0020	0.00097	mg/L		03/09/23 13:20	03/22/23 13:14	1
Arsenic	<0.00028		0.0010	0.00028	mg/L		03/09/23 13:20	03/22/23 13:14	1
Barium	<0.0031		0.010	0.0031	mg/L		03/09/23 13:20	03/22/23 13:14	1

Eurofins Savannah

QC Sample Results

Client: Southern Company
 Project/Site: CCR - Plant Scherer PAC Ash Cell

Job ID: 680-231319-1

Method: EPA 6020B - Metals (ICP/MS) (Continued)

Lab Sample ID: MB 180-428682/1-A
Matrix: Water
Analysis Batch: 430208

Client Sample ID: Method Blank
Prep Type: Total Recoverable
Prep Batch: 428682

Analyte	MB MB		RL	MDL	Unit	D	Prepared	Analyzed	Dil Fac
	Result	Qualifier							
Beryllium	<0.00027		0.0025	0.00027	mg/L		03/09/23 13:20	03/22/23 13:14	1
Cadmium	<0.00022		0.0025	0.00022	mg/L		03/09/23 13:20	03/22/23 13:14	1
Calcium	<0.13		0.50	0.13	mg/L		03/09/23 13:20	03/22/23 13:14	1
Chromium	<0.0015		0.0020	0.0015	mg/L		03/09/23 13:20	03/22/23 13:14	1
Cobalt	<0.00026		0.0025	0.00026	mg/L		03/09/23 13:20	03/22/23 13:14	1
Copper	0.00218		0.0020	0.0011	mg/L		03/09/23 13:20	03/22/23 13:14	1
Lead	<0.00038		0.0010	0.00038	mg/L		03/09/23 13:20	03/22/23 13:14	1
Magnesium	<0.050		0.50	0.050	mg/L		03/09/23 13:20	03/22/23 13:14	1
Nickel	<0.00052		0.0010	0.00052	mg/L		03/09/23 13:20	03/22/23 13:14	1
Potassium	0.280	J	0.50	0.16	mg/L		03/09/23 13:20	03/22/23 13:14	1
Selenium	<0.00074		0.0050	0.00074	mg/L		03/09/23 13:20	03/22/23 13:14	1
Silver	<0.00022		0.0010	0.00022	mg/L		03/09/23 13:20	03/22/23 13:14	1
Sodium	<0.18		0.50	0.18	mg/L		03/09/23 13:20	03/22/23 13:14	1
Thallium	<0.00047		0.0010	0.00047	mg/L		03/09/23 13:20	03/22/23 13:14	1
Vanadium	<0.00078		0.0010	0.00078	mg/L		03/09/23 13:20	03/22/23 13:14	1
Zinc	0.00660	J	0.015	0.0060	mg/L		03/09/23 13:20	03/22/23 13:14	1

Lab Sample ID: MB 180-428682/1-A
Matrix: Water
Analysis Batch: 431774

Client Sample ID: Method Blank
Prep Type: Total Recoverable
Prep Batch: 428682

Analyte	MB MB		RL	MDL	Unit	D	Prepared	Analyzed	Dil Fac
	Result	Qualifier							
Boron	0.0778	J	0.080	0.060	mg/L		03/09/23 13:20	04/07/23 13:58	1

Lab Sample ID: LCS 180-428682/2-A
Matrix: Water
Analysis Batch: 430208

Client Sample ID: Lab Control Sample
Prep Type: Total Recoverable
Prep Batch: 428682

Analyte	Spike Added	LCS LCS		Unit	D	%Rec	%Rec Limits
		Result	Qualifier				
Antimony	0.250	0.264		mg/L		106	80 - 120
Arsenic	1.00	1.02		mg/L		102	80 - 120
Barium	1.00	0.992		mg/L		99	80 - 120
Beryllium	0.500	0.485		mg/L		97	80 - 120
Cadmium	0.500	0.503		mg/L		101	80 - 120
Calcium	25.0	27.5		mg/L		110	80 - 120
Chromium	0.500	0.496		mg/L		99	80 - 120
Cobalt	0.500	0.513		mg/L		103	80 - 120
Copper	0.500	0.505		mg/L		101	80 - 120
Lead	0.500	0.502		mg/L		100	80 - 120
Magnesium	25.0	25.9		mg/L		103	80 - 120
Nickel	0.500	0.506		mg/L		101	80 - 120
Potassium	25.0	26.2		mg/L		105	80 - 120
Selenium	1.00	0.962		mg/L		96	80 - 120
Silver	0.250	0.245		mg/L		98	80 - 120
Sodium	25.0	26.8		mg/L		107	80 - 120
Thallium	1.00	1.04		mg/L		104	80 - 120
Vanadium	0.500	0.507		mg/L		101	80 - 120
Zinc	0.250	0.265		mg/L		106	80 - 120

Eurofins Savannah

QC Sample Results

Client: Southern Company
 Project/Site: CCR - Plant Scherer PAC Ash Cell

Job ID: 680-231319-1

Method: EPA 6020B - Metals (ICP/MS) (Continued)

Lab Sample ID: LCS 180-428682/2-A
Matrix: Water
Analysis Batch: 431774

Client Sample ID: Lab Control Sample
Prep Type: Total Recoverable
Prep Batch: 428682

Analyte	Spike Added	LCS Result	LCS Qualifier	Unit	D	%Rec	%Rec Limits
Boron	1.25	1.18		mg/L		94	80 - 120

Lab Sample ID: 680-231319-2 MS
Matrix: Water
Analysis Batch: 430208

Client Sample ID: SCH-GWA-22
Prep Type: Total Recoverable
Prep Batch: 428682

Analyte	Sample Result	Sample Qualifier	Spike Added	MS Result	MS Qualifier	Unit	D	%Rec	%Rec Limits
Antimony	<0.00097		0.250	0.267		mg/L		107	75 - 125
Arsenic	<0.00028		1.00	0.985		mg/L		98	75 - 125
Barium	0.020		1.00	1.02		mg/L		100	75 - 125
Beryllium	<0.00027		0.500	0.474		mg/L		95	75 - 125
Cadmium	<0.00022		0.500	0.503		mg/L		101	75 - 125
Calcium	11		25.0	37.9		mg/L		107	75 - 125
Chromium	0.010		0.500	0.504		mg/L		99	75 - 125
Cobalt	<0.00026		0.500	0.490		mg/L		98	75 - 125
Copper	<0.0011		0.500	0.486		mg/L		97	75 - 125
Lead	<0.00038		0.500	0.496		mg/L		99	75 - 125
Magnesium	5.2		25.0	30.2		mg/L		100	75 - 125
Nickel	0.00091	J	0.500	0.481		mg/L		96	75 - 125
Potassium	0.86	B	25.0	26.1		mg/L		101	75 - 125
Selenium	<0.00074		1.00	0.977		mg/L		98	75 - 125
Silver	<0.00022		0.250	0.241		mg/L		96	75 - 125
Sodium	5.2		25.0	30.7		mg/L		102	75 - 125
Thallium	<0.00047		1.00	1.02		mg/L		102	75 - 125
Vanadium	0.0071		0.500	0.507		mg/L		100	75 - 125
Zinc	<0.0060		0.250	0.253		mg/L		101	75 - 125

Lab Sample ID: 680-231319-2 MSD
Matrix: Water
Analysis Batch: 430208

Client Sample ID: SCH-GWA-22
Prep Type: Total Recoverable
Prep Batch: 428682

Analyte	Sample Result	Sample Qualifier	Spike Added	MSD Result	MSD Qualifier	Unit	D	%Rec	%Rec Limits	RPD	Limit
Antimony	<0.00097		0.250	0.258		mg/L		103	75 - 125	4	20
Arsenic	<0.00028		1.00	0.945		mg/L		94	75 - 125	4	20
Barium	0.020		1.00	0.988		mg/L		97	75 - 125	3	20
Beryllium	<0.00027		0.500	0.459		mg/L		92	75 - 125	3	20
Cadmium	<0.00022		0.500	0.490		mg/L		98	75 - 125	3	20
Calcium	11		25.0	37.6		mg/L		105	75 - 125	1	20
Chromium	0.010		0.500	0.502		mg/L		98	75 - 125	0	20
Cobalt	<0.00026		0.500	0.474		mg/L		95	75 - 125	3	20
Copper	<0.0011		0.500	0.469		mg/L		94	75 - 125	3	20
Lead	<0.00038		0.500	0.481		mg/L		96	75 - 125	3	20
Magnesium	5.2		25.0	29.8		mg/L		99	75 - 125	1	20
Nickel	0.00091	J	0.500	0.464		mg/L		93	75 - 125	4	20
Potassium	0.86	B	25.0	25.5		mg/L		99	75 - 125	2	20
Selenium	<0.00074		1.00	0.963		mg/L		96	75 - 125	2	20
Silver	<0.00022		0.250	0.233		mg/L		93	75 - 125	4	20
Sodium	5.2		25.0	30.2		mg/L		100	75 - 125	2	20
Thallium	<0.00047		1.00	1.01		mg/L		101	75 - 125	1	20

Eurofins Savannah

QC Sample Results

Client: Southern Company
 Project/Site: CCR - Plant Scherer PAC Ash Cell

Job ID: 680-231319-1

Method: EPA 6020B - Metals (ICP/MS) (Continued)

Lab Sample ID: 680-231319-2 MSD
Matrix: Water
Analysis Batch: 430208

Client Sample ID: SCH-GWA-22
Prep Type: Total Recoverable
Prep Batch: 428682

Analyte	Sample Result	Sample Qualifier	Spike Added	MSD Result	MSD Qualifier	Unit	D	%Rec	%Rec Limits	RPD	RPD Limit
Vanadium	0.0071		0.500	0.500		mg/L		99	75 - 125	1	20
Zinc	<0.0060		0.250	0.243		mg/L		97	75 - 125	4	20

Lab Sample ID: MB 180-431671/1-A
Matrix: Water
Analysis Batch: 431885

Client Sample ID: Method Blank
Prep Type: Total Recoverable
Prep Batch: 431671

Analyte	MB Result	MB Qualifier	RL	MDL	Unit	D	Prepared	Analyzed	Dil Fac
Boron	<0.060		0.080	0.060	mg/L		04/07/23 08:55	04/10/23 11:46	1

Lab Sample ID: LCS 180-431671/2-A
Matrix: Water
Analysis Batch: 431885

Client Sample ID: Lab Control Sample
Prep Type: Total Recoverable
Prep Batch: 431671

Analyte	Spike Added	LCS Result	LCS Qualifier	Unit	D	%Rec	%Rec Limits
Boron	1.25	1.32		mg/L		105	80 - 120

Lab Sample ID: 860-43776-C-1-H MS ^5
Matrix: Water
Analysis Batch: 431885

Client Sample ID: Matrix Spike
Prep Type: Total Recoverable
Prep Batch: 431671

Analyte	Sample Result	Sample Qualifier	Spike Added	MS Result	MS Qualifier	Unit	D	%Rec	%Rec Limits
Boron	11		1.25	11.6	4	mg/L		81	75 - 125

Lab Sample ID: 860-43776-C-1-I MSD ^5
Matrix: Water
Analysis Batch: 431885

Client Sample ID: Matrix Spike Duplicate
Prep Type: Total Recoverable
Prep Batch: 431671

Analyte	Sample Result	Sample Qualifier	Spike Added	MSD Result	MSD Qualifier	Unit	D	%Rec	%Rec Limits	RPD	RPD Limit
Boron	11		1.25	12.5	4	mg/L		152	75 - 125	7	20

Lab Sample ID: MB 180-432324/1-A
Matrix: Water
Analysis Batch: 432563

Client Sample ID: Method Blank
Prep Type: Total Recoverable
Prep Batch: 432324

Analyte	MB Result	MB Qualifier	RL	MDL	Unit	D	Prepared	Analyzed	Dil Fac
Boron	<0.060		0.080	0.060	mg/L		04/14/23 10:15	04/17/23 10:28	1

Lab Sample ID: LCS 180-432324/2-A
Matrix: Water
Analysis Batch: 432563

Client Sample ID: Lab Control Sample
Prep Type: Total Recoverable
Prep Batch: 432324

Analyte	Spike Added	LCS Result	LCS Qualifier	Unit	D	%Rec	%Rec Limits
Boron	1.25	1.21		mg/L		97	80 - 120

QC Sample Results

Client: Southern Company
 Project/Site: CCR - Plant Scherer PAC Ash Cell

Job ID: 680-231319-1

Method: EPA 6020B - Metals (ICP/MS) (Continued)

Lab Sample ID: 680-231319-5 MS
Matrix: Water
Analysis Batch: 432563

Client Sample ID: SCH-GWA-47
Prep Type: Total Recoverable
Prep Batch: 432324

Analyte	Sample Result	Sample Qualifier	Spike Added	MS Result	MS Qualifier	Unit	D	%Rec	%Rec Limits
Boron	0.034	J	1.25	1.21		mg/L		94	75 - 125

Lab Sample ID: 680-231319-5 MSD
Matrix: Water
Analysis Batch: 432563

Client Sample ID: SCH-GWA-47
Prep Type: Total Recoverable
Prep Batch: 432324

Analyte	Sample Result	Sample Qualifier	Spike Added	MSD Result	MSD Qualifier	Unit	D	%Rec	%Rec Limits	RPD	Limit
Boron	0.034	J	1.25	1.21		mg/L		94	75 - 125	0	20

Method: EPA 7470A - Mercury (CVAA)

Lab Sample ID: MB 180-428562/1-A
Matrix: Water
Analysis Batch: 428715

Client Sample ID: Method Blank
Prep Type: Total/NA
Prep Batch: 428562

Analyte	MB Result	MB Qualifier	RL	MDL	Unit	D	Prepared	Analyzed	Dil Fac
Mercury	<0.00013		0.00020	0.00013	mg/L		03/08/23 14:55	03/09/23 14:31	1

Lab Sample ID: LCS 180-428562/2-A
Matrix: Water
Analysis Batch: 428715

Client Sample ID: Lab Control Sample
Prep Type: Total/NA
Prep Batch: 428562

Analyte	Spike Added	LCS Result	LCS Qualifier	Unit	D	%Rec	%Rec Limits
Mercury	0.00250	0.00242		mg/L		97	80 - 120

Lab Sample ID: 680-231213-C-16-B MS
Matrix: Water
Analysis Batch: 428715

Client Sample ID: Matrix Spike
Prep Type: Total/NA
Prep Batch: 428562

Analyte	Sample Result	Sample Qualifier	Spike Added	MS Result	MS Qualifier	Unit	D	%Rec	%Rec Limits
Mercury	<0.00013		0.00100	0.000899		mg/L		90	75 - 125

Lab Sample ID: 680-231213-C-16-C MSD
Matrix: Water
Analysis Batch: 428715

Client Sample ID: Matrix Spike Duplicate
Prep Type: Total/NA
Prep Batch: 428562

Analyte	Sample Result	Sample Qualifier	Spike Added	MSD Result	MSD Qualifier	Unit	D	%Rec	%Rec Limits	RPD	Limit
Mercury	<0.00013		0.00100	0.000944		mg/L		94	75 - 125	5	20

Method: SM 2540C - Solids, Total Dissolved (TDS)

Lab Sample ID: MB 180-428082/1
Matrix: Water
Analysis Batch: 428082

Client Sample ID: Method Blank
Prep Type: Total/NA

Analyte	MB Result	MB Qualifier	RL	MDL	Unit	D	Prepared	Analyzed	Dil Fac
Total Dissolved Solids	<10		10	10	mg/L			03/03/23 15:21	1

Eurofins Savannah

QC Sample Results

Client: Southern Company
 Project/Site: CCR - Plant Scherer PAC Ash Cell

Job ID: 680-231319-1

Method: SM 2540C - Solids, Total Dissolved (TDS) (Continued)

Lab Sample ID: LCS 180-428082/2
Matrix: Water
Analysis Batch: 428082

Client Sample ID: Lab Control Sample
Prep Type: Total/NA

Analyte	Spike Added	LCS Result	LCS Qualifier	Unit	D	%Rec	%Rec Limits
Total Dissolved Solids	665	640		mg/L		96	85 - 115

Lab Sample ID: 180-152742-C-4 DU
Matrix: Water
Analysis Batch: 428082

Client Sample ID: Duplicate
Prep Type: Total/NA

Analyte	Sample Result	Sample Qualifier	DU Result	DU Qualifier	Unit	D	RPD	RPD Limit
Total Dissolved Solids	740		739		mg/L		0.3	10

Lab Sample ID: MB 180-428089/1
Matrix: Water
Analysis Batch: 428089

Client Sample ID: Method Blank
Prep Type: Total/NA

Analyte	MB Result	MB Qualifier	RL	MDL	Unit	D	Prepared	Analyzed	Dil Fac
Total Dissolved Solids	<10		10	10	mg/L			03/03/23 16:17	1

Lab Sample ID: LCS 180-428089/2
Matrix: Water
Analysis Batch: 428089

Client Sample ID: Lab Control Sample
Prep Type: Total/NA

Analyte	Spike Added	LCS Result	LCS Qualifier	Unit	D	%Rec	%Rec Limits
Total Dissolved Solids	665	648		mg/L		97	85 - 115

Lab Sample ID: 680-231319-1 DU
Matrix: Water
Analysis Batch: 428089

Client Sample ID: SCH-GWA-21
Prep Type: Total/NA

Analyte	Sample Result	Sample Qualifier	DU Result	DU Qualifier	Unit	D	RPD	RPD Limit
Total Dissolved Solids	98		95.0		mg/L		NC	10

Lab Sample ID: MB 180-428293/1
Matrix: Water
Analysis Batch: 428293

Client Sample ID: Method Blank
Prep Type: Total/NA

Analyte	MB Result	MB Qualifier	RL	MDL	Unit	D	Prepared	Analyzed	Dil Fac
Total Dissolved Solids	<10		10	10	mg/L			03/06/23 17:37	1

Lab Sample ID: LCS 180-428293/2
Matrix: Water
Analysis Batch: 428293

Client Sample ID: Lab Control Sample
Prep Type: Total/NA

Analyte	Spike Added	LCS Result	LCS Qualifier	Unit	D	%Rec	%Rec Limits
Total Dissolved Solids	665	642		mg/L		97	85 - 115

Lab Sample ID: 680-231325-C-2 DU
Matrix: Water
Analysis Batch: 428293

Client Sample ID: Duplicate
Prep Type: Total/NA

Analyte	Sample Result	Sample Qualifier	DU Result	DU Qualifier	Unit	D	RPD	RPD Limit
Total Dissolved Solids	240		244		mg/L		0	10

Eurofins Savannah

QC Sample Results

Client: Southern Company
 Project/Site: CCR - Plant Scherer PAC Ash Cell

Job ID: 680-231319-1

Method: SM 2540C - Solids, Total Dissolved (TDS)

Lab Sample ID: MB 180-428297/1
Matrix: Water
Analysis Batch: 428297

Client Sample ID: Method Blank
Prep Type: Total/NA

Analyte	MB Result	MB Qualifier	RL	MDL	Unit	D	Prepared	Analyzed	Dil Fac
Total Dissolved Solids	<10		10	10	mg/L			03/06/23 18:28	1

Lab Sample ID: LCS 180-428297/2
Matrix: Water
Analysis Batch: 428297

Client Sample ID: Lab Control Sample
Prep Type: Total/NA

Analyte	Spike Added	LCS Result	LCS Qualifier	Unit	D	%Rec	%Rec Limits
Total Dissolved Solids	665	634		mg/L		95	85 - 115

Lab Sample ID: 680-231281-D-3 DU
Matrix: Water
Analysis Batch: 428297

Client Sample ID: Duplicate
Prep Type: Total/NA

Analyte	Sample Result	Sample Qualifier	DU Result	DU Qualifier	Unit	D	RPD	RPD Limit
Total Dissolved Solids	290		288		mg/L		NC	10

Method: SM2320 B - Alkalinity, Total

Lab Sample ID: MB 180-428325/5
Matrix: Water
Analysis Batch: 428325

Client Sample ID: Method Blank
Prep Type: Total/NA

Analyte	MB Result	MB Qualifier	RL	MDL	Unit	D	Prepared	Analyzed	Dil Fac
Total Alkalinity as CaCO3 to pH 4.5	<5.0		5.0	5.0	mg/L			03/06/23 13:24	1
Bicarbonate Alkalinity as CaCO3	<5.0		5.0	5.0	mg/L			03/06/23 13:24	1
Carbonate Alkalinity as CaCO3	<5.0		5.0	5.0	mg/L			03/06/23 13:24	1

Lab Sample ID: LCS 180-428325/4
Matrix: Water
Analysis Batch: 428325

Client Sample ID: Lab Control Sample
Prep Type: Total/NA

Analyte	Spike Added	LCS Result	LCS Qualifier	Unit	D	%Rec	%Rec Limits
Total Alkalinity as CaCO3 to pH 4.5	255	253		mg/L		99	90 - 110

Lab Sample ID: LLCS 180-428325/3
Matrix: Water
Analysis Batch: 428325

Client Sample ID: Lab Control Sample
Prep Type: Total/NA

Analyte	Spike Added	LLCS Result	LLCS Qualifier	Unit	D	%Rec	%Rec Limits
Total Alkalinity as CaCO3 to pH 4.5	15.3	15.1		mg/L		98	75 - 125

Lab Sample ID: 680-231319-1 DU
Matrix: Water
Analysis Batch: 428325

Client Sample ID: SCH-GWA-21
Prep Type: Total/NA

Analyte	Sample Result	Sample Qualifier	DU Result	DU Qualifier	Unit	D	RPD	RPD Limit
Total Alkalinity as CaCO3 to pH 4.5	48		48.5		mg/L		0.9	20
Bicarbonate Alkalinity as CaCO3	48		48.5		mg/L		0.9	20

Eurofins Savannah

QC Sample Results

Client: Southern Company
 Project/Site: CCR - Plant Scherer PAC Ash Cell

Job ID: 680-231319-1

Method: SM2320 B - Alkalinity, Total (Continued)

Lab Sample ID: 680-231319-1 DU
Matrix: Water
Analysis Batch: 428325

Client Sample ID: SCH-GWA-21
Prep Type: Total/NA

Analyte	Sample Result	Sample Qualifier	DU Result	DU Qualifier	Unit	D	RPD	RPD Limit
Carbonate Alkalinity as CaCO3	<5.0		<5.0		mg/L		NC	20

Lab Sample ID: 680-231319-7 DU
Matrix: Water
Analysis Batch: 428325

Client Sample ID: SCH-GWC-51
Prep Type: Total/NA

Analyte	Sample Result	Sample Qualifier	DU Result	DU Qualifier	Unit	D	RPD	RPD Limit
Total Alkalinity as CaCO3 to pH 4.5	40		40.3		mg/L		1	20
Bicarbonate Alkalinity as CaCO3	40		40.3		mg/L		1	20
Carbonate Alkalinity as CaCO3	<5.0		<5.0		mg/L		NC	20

QC Association Summary

Client: Southern Company
Project/Site: CCR - Plant Scherer PAC Ash Cell

Job ID: 680-231319-1

HPLC/IC

Analysis Batch: 428116

Lab Sample ID	Client Sample ID	Prep Type	Matrix	Method	Prep Batch
680-231319-1	SCH-GWA-21	Total/NA	Water	EPA 300.0 R2.1	
680-231319-2	SCH-GWA-22	Total/NA	Water	EPA 300.0 R2.1	
680-231319-3	SCH-GWA-45	Total/NA	Water	EPA 300.0 R2.1	
680-231319-4	SCH-GWA-46	Total/NA	Water	EPA 300.0 R2.1	
680-231319-5	SCH-GWA-47	Total/NA	Water	EPA 300.0 R2.1	
680-231319-6	SCH-GWA-48	Total/NA	Water	EPA 300.0 R2.1	
680-231319-7	SCH-GWC-51	Total/NA	Water	EPA 300.0 R2.1	
680-231319-8	SCH-GWC-53	Total/NA	Water	EPA 300.0 R2.1	
680-231319-9	SCH-PAC-FB-6	Total/NA	Water	EPA 300.0 R2.1	
680-231319-10	SCH-PAC-FD-6	Total/NA	Water	EPA 300.0 R2.1	
680-231319-11	SCH-PAC-FD-7	Total/NA	Water	EPA 300.0 R2.1	
680-231319-12	SCH-PAC-FB-7	Total/NA	Water	EPA 300.0 R2.1	
MB 180-428116/36	Method Blank	Total/NA	Water	EPA 300.0 R2.1	
MB 180-428116/6	Method Blank	Total/NA	Water	EPA 300.0 R2.1	
LCS 180-428116/37	Lab Control Sample	Total/NA	Water	EPA 300.0 R2.1	
LCS 180-428116/7	Lab Control Sample	Total/NA	Water	EPA 300.0 R2.1	
680-231319-1 MS	SCH-GWA-21	Total/NA	Water	EPA 300.0 R2.1	
680-231319-1 MSD	SCH-GWA-21	Total/NA	Water	EPA 300.0 R2.1	
680-231319-11 MS	SCH-PAC-FD-7	Total/NA	Water	EPA 300.0 R2.1	
680-231319-11 MSD	SCH-PAC-FD-7	Total/NA	Water	EPA 300.0 R2.1	

Metals

Prep Batch: 428562

Lab Sample ID	Client Sample ID	Prep Type	Matrix	Method	Prep Batch
680-231319-1	SCH-GWA-21	Total/NA	Water	7470A	
680-231319-2	SCH-GWA-22	Total/NA	Water	7470A	
680-231319-3	SCH-GWA-45	Total/NA	Water	7470A	
680-231319-4	SCH-GWA-46	Total/NA	Water	7470A	
680-231319-5	SCH-GWA-47	Total/NA	Water	7470A	
680-231319-6	SCH-GWA-48	Total/NA	Water	7470A	
680-231319-7	SCH-GWC-51	Total/NA	Water	7470A	
680-231319-8	SCH-GWC-53	Total/NA	Water	7470A	
680-231319-9	SCH-PAC-FB-6	Total/NA	Water	7470A	
680-231319-10	SCH-PAC-FD-6	Total/NA	Water	7470A	
680-231319-11	SCH-PAC-FD-7	Total/NA	Water	7470A	
680-231319-12	SCH-PAC-FB-7	Total/NA	Water	7470A	
MB 180-428562/1-A	Method Blank	Total/NA	Water	7470A	
LCS 180-428562/2-A	Lab Control Sample	Total/NA	Water	7470A	
680-231213-C-16-B MS	Matrix Spike	Total/NA	Water	7470A	
680-231213-C-16-C MSD	Matrix Spike Duplicate	Total/NA	Water	7470A	

Prep Batch: 428646

Lab Sample ID	Client Sample ID	Prep Type	Matrix	Method	Prep Batch
680-231319-9	SCH-PAC-FB-6	Total Recoverable	Water	3005A	
680-231319-10	SCH-PAC-FD-6	Total Recoverable	Water	3005A	
680-231319-11	SCH-PAC-FD-7	Total Recoverable	Water	3005A	
680-231319-12	SCH-PAC-FB-7	Total Recoverable	Water	3005A	
MB 180-428646/1-A	Method Blank	Total Recoverable	Water	3005A	
LCS 180-428646/2-A	Lab Control Sample	Total Recoverable	Water	3005A	
680-231281-C-3-C MS	Matrix Spike	Total Recoverable	Water	3005A	

Eurofins Savannah

QC Association Summary

Client: Southern Company
Project/Site: CCR - Plant Scherer PAC Ash Cell

Job ID: 680-231319-1

Metals (Continued)

Prep Batch: 428646 (Continued)

Lab Sample ID	Client Sample ID	Prep Type	Matrix	Method	Prep Batch
680-231281-C-3-D MSD	Matrix Spike Duplicate	Total Recoverable	Water	3005A	

Prep Batch: 428682

Lab Sample ID	Client Sample ID	Prep Type	Matrix	Method	Prep Batch
680-231319-1	SCH-GWA-21	Total Recoverable	Water	3005A	
680-231319-2	SCH-GWA-22	Total Recoverable	Water	3005A	
680-231319-3	SCH-GWA-45	Total Recoverable	Water	3005A	
680-231319-4	SCH-GWA-46	Total Recoverable	Water	3005A	
680-231319-5	SCH-GWA-47	Total Recoverable	Water	3005A	
680-231319-6	SCH-GWA-48	Total Recoverable	Water	3005A	
680-231319-7	SCH-GWC-51	Total Recoverable	Water	3005A	
680-231319-8	SCH-GWC-53	Total Recoverable	Water	3005A	
MB 180-428682/1-A	Method Blank	Total Recoverable	Water	3005A	
LCS 180-428682/2-A	Lab Control Sample	Total Recoverable	Water	3005A	
680-231319-2 MS	SCH-GWA-22	Total Recoverable	Water	3005A	
680-231319-2 MSD	SCH-GWA-22	Total Recoverable	Water	3005A	

Analysis Batch: 428715

Lab Sample ID	Client Sample ID	Prep Type	Matrix	Method	Prep Batch
680-231319-1	SCH-GWA-21	Total/NA	Water	EPA 7470A	428562
680-231319-2	SCH-GWA-22	Total/NA	Water	EPA 7470A	428562
680-231319-3	SCH-GWA-45	Total/NA	Water	EPA 7470A	428562
680-231319-4	SCH-GWA-46	Total/NA	Water	EPA 7470A	428562
680-231319-5	SCH-GWA-47	Total/NA	Water	EPA 7470A	428562
680-231319-6	SCH-GWA-48	Total/NA	Water	EPA 7470A	428562
680-231319-7	SCH-GWC-51	Total/NA	Water	EPA 7470A	428562
680-231319-8	SCH-GWC-53	Total/NA	Water	EPA 7470A	428562
680-231319-9	SCH-PAC-FB-6	Total/NA	Water	EPA 7470A	428562
680-231319-10	SCH-PAC-FD-6	Total/NA	Water	EPA 7470A	428562
680-231319-11	SCH-PAC-FD-7	Total/NA	Water	EPA 7470A	428562
680-231319-12	SCH-PAC-FB-7	Total/NA	Water	EPA 7470A	428562
MB 180-428562/1-A	Method Blank	Total/NA	Water	EPA 7470A	428562
LCS 180-428562/2-A	Lab Control Sample	Total/NA	Water	EPA 7470A	428562
680-231213-C-16-B MS	Matrix Spike	Total/NA	Water	EPA 7470A	428562
680-231213-C-16-C MSD	Matrix Spike Duplicate	Total/NA	Water	EPA 7470A	428562

Analysis Batch: 430208

Lab Sample ID	Client Sample ID	Prep Type	Matrix	Method	Prep Batch
680-231319-1	SCH-GWA-21	Total Recoverable	Water	EPA 6020B	428682
680-231319-2	SCH-GWA-22	Total Recoverable	Water	EPA 6020B	428682
680-231319-3	SCH-GWA-45	Total Recoverable	Water	EPA 6020B	428682
680-231319-4	SCH-GWA-46	Total Recoverable	Water	EPA 6020B	428682
680-231319-5	SCH-GWA-47	Total Recoverable	Water	EPA 6020B	428682
680-231319-6	SCH-GWA-48	Total Recoverable	Water	EPA 6020B	428682
680-231319-7	SCH-GWC-51	Total Recoverable	Water	EPA 6020B	428682
680-231319-8	SCH-GWC-53	Total Recoverable	Water	EPA 6020B	428682
680-231319-9	SCH-PAC-FB-6	Total Recoverable	Water	EPA 6020B	428646
680-231319-10	SCH-PAC-FD-6	Total Recoverable	Water	EPA 6020B	428646
680-231319-11	SCH-PAC-FD-7	Total Recoverable	Water	EPA 6020B	428646
680-231319-12	SCH-PAC-FB-7	Total Recoverable	Water	EPA 6020B	428646
MB 180-428646/1-A	Method Blank	Total Recoverable	Water	EPA 6020B	428646

Eurofins Savannah

QC Association Summary

Client: Southern Company
Project/Site: CCR - Plant Scherer PAC Ash Cell

Job ID: 680-231319-1

Metals (Continued)

Analysis Batch: 430208 (Continued)

Lab Sample ID	Client Sample ID	Prep Type	Matrix	Method	Prep Batch
MB 180-428682/1-A	Method Blank	Total Recoverable	Water	EPA 6020B	428682
LCS 180-428646/2-A	Lab Control Sample	Total Recoverable	Water	EPA 6020B	428646
LCS 180-428682/2-A	Lab Control Sample	Total Recoverable	Water	EPA 6020B	428682
680-231281-C-3-C MS	Matrix Spike	Total Recoverable	Water	EPA 6020B	428646
680-231281-C-3-D MSD	Matrix Spike Duplicate	Total Recoverable	Water	EPA 6020B	428646
680-231319-2 MS	SCH-GWA-22	Total Recoverable	Water	EPA 6020B	428682
680-231319-2 MSD	SCH-GWA-22	Total Recoverable	Water	EPA 6020B	428682

Analysis Batch: 431647

Lab Sample ID	Client Sample ID	Prep Type	Matrix	Method	Prep Batch
680-231319-9	SCH-PAC-FB-6	Total Recoverable	Water	EPA 6020B	428646
680-231319-10	SCH-PAC-FD-6	Total Recoverable	Water	EPA 6020B	428646
680-231319-11	SCH-PAC-FD-7	Total Recoverable	Water	EPA 6020B	428646
MB 180-428646/1-A	Method Blank	Total Recoverable	Water	EPA 6020B	428646
LCS 180-428646/2-A	Lab Control Sample	Total Recoverable	Water	EPA 6020B	428646
680-231281-C-3-C MS	Matrix Spike	Total Recoverable	Water	EPA 6020B	428646
680-231281-C-3-D MSD	Matrix Spike Duplicate	Total Recoverable	Water	EPA 6020B	428646

Prep Batch: 431671

Lab Sample ID	Client Sample ID	Prep Type	Matrix	Method	Prep Batch
680-231319-2	SCH-GWA-22	Total Recoverable	Water	3005A	
MB 180-431671/1-A	Method Blank	Total Recoverable	Water	3005A	
LCS 180-431671/2-A	Lab Control Sample	Total Recoverable	Water	3005A	
860-43776-C-1-H MS ^5	Matrix Spike	Total Recoverable	Water	3005A	
860-43776-C-1-I MSD ^5	Matrix Spike Duplicate	Total Recoverable	Water	3005A	

Analysis Batch: 431774

Lab Sample ID	Client Sample ID	Prep Type	Matrix	Method	Prep Batch
680-231319-1	SCH-GWA-21	Total Recoverable	Water	EPA 6020B	428682
MB 180-428682/1-A	Method Blank	Total Recoverable	Water	EPA 6020B	428682
LCS 180-428682/2-A	Lab Control Sample	Total Recoverable	Water	EPA 6020B	428682

Analysis Batch: 431885

Lab Sample ID	Client Sample ID	Prep Type	Matrix	Method	Prep Batch
680-231319-2	SCH-GWA-22	Total Recoverable	Water	EPA 6020B	431671
MB 180-431671/1-A	Method Blank	Total Recoverable	Water	EPA 6020B	431671
LCS 180-431671/2-A	Lab Control Sample	Total Recoverable	Water	EPA 6020B	431671
860-43776-C-1-H MS ^5	Matrix Spike	Total Recoverable	Water	EPA 6020B	431671
860-43776-C-1-I MSD ^5	Matrix Spike Duplicate	Total Recoverable	Water	EPA 6020B	431671

Prep Batch: 432324

Lab Sample ID	Client Sample ID	Prep Type	Matrix	Method	Prep Batch
680-231319-3	SCH-GWA-45	Total Recoverable	Water	3005A	
680-231319-4	SCH-GWA-46	Total Recoverable	Water	3005A	
680-231319-5	SCH-GWA-47	Total Recoverable	Water	3005A	
680-231319-6	SCH-GWA-48	Total Recoverable	Water	3005A	
680-231319-7	SCH-GWC-51	Total Recoverable	Water	3005A	
680-231319-8	SCH-GWC-53	Total Recoverable	Water	3005A	
MB 180-432324/1-A	Method Blank	Total Recoverable	Water	3005A	
LCS 180-432324/2-A	Lab Control Sample	Total Recoverable	Water	3005A	
680-231319-5 MS	SCH-GWA-47	Total Recoverable	Water	3005A	

Eurofins Savannah

QC Association Summary

Client: Southern Company
Project/Site: CCR - Plant Scherer PAC Ash Cell

Job ID: 680-231319-1

Metals (Continued)

Prep Batch: 432324 (Continued)

Lab Sample ID	Client Sample ID	Prep Type	Matrix	Method	Prep Batch
680-231319-5 MSD	SCH-GWA-47	Total Recoverable	Water	3005A	

Analysis Batch: 432563

Lab Sample ID	Client Sample ID	Prep Type	Matrix	Method	Prep Batch
680-231319-3	SCH-GWA-45	Total Recoverable	Water	EPA 6020B	432324
680-231319-4	SCH-GWA-46	Total Recoverable	Water	EPA 6020B	432324
680-231319-5	SCH-GWA-47	Total Recoverable	Water	EPA 6020B	432324
680-231319-6	SCH-GWA-48	Total Recoverable	Water	EPA 6020B	432324
680-231319-7	SCH-GWC-51	Total Recoverable	Water	EPA 6020B	432324
680-231319-8	SCH-GWC-53	Total Recoverable	Water	EPA 6020B	432324
MB 180-432324/1-A	Method Blank	Total Recoverable	Water	EPA 6020B	432324
LCS 180-432324/2-A	Lab Control Sample	Total Recoverable	Water	EPA 6020B	432324
680-231319-5 MS	SCH-GWA-47	Total Recoverable	Water	EPA 6020B	432324
680-231319-5 MSD	SCH-GWA-47	Total Recoverable	Water	EPA 6020B	432324

Analysis Batch: 432704

Lab Sample ID	Client Sample ID	Prep Type	Matrix	Method	Prep Batch
680-231319-12	SCH-PAC-FB-7	Total Recoverable	Water	EPA 6020B	428646

General Chemistry

Analysis Batch: 428082

Lab Sample ID	Client Sample ID	Prep Type	Matrix	Method	Prep Batch
680-231319-2	SCH-GWA-22	Total/NA	Water	SM 2540C	
MB 180-428082/1	Method Blank	Total/NA	Water	SM 2540C	
LCS 180-428082/2	Lab Control Sample	Total/NA	Water	SM 2540C	
180-152742-C-4 DU	Duplicate	Total/NA	Water	SM 2540C	

Analysis Batch: 428089

Lab Sample ID	Client Sample ID	Prep Type	Matrix	Method	Prep Batch
680-231319-1	SCH-GWA-21	Total/NA	Water	SM 2540C	
MB 180-428089/1	Method Blank	Total/NA	Water	SM 2540C	
LCS 180-428089/2	Lab Control Sample	Total/NA	Water	SM 2540C	
680-231319-1 DU	SCH-GWA-21	Total/NA	Water	SM 2540C	

Analysis Batch: 428293

Lab Sample ID	Client Sample ID	Prep Type	Matrix	Method	Prep Batch
680-231319-6	SCH-GWA-48	Total/NA	Water	SM 2540C	
680-231319-7	SCH-GWC-51	Total/NA	Water	SM 2540C	
680-231319-8	SCH-GWC-53	Total/NA	Water	SM 2540C	
680-231319-9	SCH-PAC-FB-6	Total/NA	Water	SM 2540C	
680-231319-10	SCH-PAC-FD-6	Total/NA	Water	SM 2540C	
680-231319-11	SCH-PAC-FD-7	Total/NA	Water	SM 2540C	
680-231319-12	SCH-PAC-FB-7	Total/NA	Water	SM 2540C	
MB 180-428293/1	Method Blank	Total/NA	Water	SM 2540C	
LCS 180-428293/2	Lab Control Sample	Total/NA	Water	SM 2540C	
680-231325-C-2 DU	Duplicate	Total/NA	Water	SM 2540C	

Analysis Batch: 428297

Lab Sample ID	Client Sample ID	Prep Type	Matrix	Method	Prep Batch
680-231319-3	SCH-GWA-45	Total/NA	Water	SM 2540C	

Eurofins Savannah

QC Association Summary

Client: Southern Company
 Project/Site: CCR - Plant Scherer PAC Ash Cell

Job ID: 680-231319-1

General Chemistry (Continued)

Analysis Batch: 428297 (Continued)

Lab Sample ID	Client Sample ID	Prep Type	Matrix	Method	Prep Batch
680-231319-4	SCH-GWA-46	Total/NA	Water	SM 2540C	
680-231319-5	SCH-GWA-47	Total/NA	Water	SM 2540C	
MB 180-428297/1	Method Blank	Total/NA	Water	SM 2540C	
LCS 180-428297/2	Lab Control Sample	Total/NA	Water	SM 2540C	
680-231281-D-3 DU	Duplicate	Total/NA	Water	SM 2540C	

Analysis Batch: 428325

Lab Sample ID	Client Sample ID	Prep Type	Matrix	Method	Prep Batch
680-231319-1	SCH-GWA-21	Total/NA	Water	SM2320 B	
680-231319-2	SCH-GWA-22	Total/NA	Water	SM2320 B	
680-231319-3	SCH-GWA-45	Total/NA	Water	SM2320 B	
680-231319-4	SCH-GWA-46	Total/NA	Water	SM2320 B	
680-231319-5	SCH-GWA-47	Total/NA	Water	SM2320 B	
680-231319-6	SCH-GWA-48	Total/NA	Water	SM2320 B	
680-231319-7	SCH-GWC-51	Total/NA	Water	SM2320 B	
680-231319-8	SCH-GWC-53	Total/NA	Water	SM2320 B	
680-231319-9	SCH-PAC-FB-6	Total/NA	Water	SM2320 B	
680-231319-10	SCH-PAC-FD-6	Total/NA	Water	SM2320 B	
680-231319-11	SCH-PAC-FD-7	Total/NA	Water	SM2320 B	
680-231319-12	SCH-PAC-FB-7	Total/NA	Water	SM2320 B	
MB 180-428325/5	Method Blank	Total/NA	Water	SM2320 B	
LCS 180-428325/4	Lab Control Sample	Total/NA	Water	SM2320 B	
LLCS 180-428325/3	Lab Control Sample	Total/NA	Water	SM2320 B	
680-231319-1 DU	SCH-GWA-21	Total/NA	Water	SM2320 B	
680-231319-7 DU	SCH-GWC-51	Total/NA	Water	SM2320 B	

Field Service / Mobile Lab

Analysis Batch: 428291

Lab Sample ID	Client Sample ID	Prep Type	Matrix	Method	Prep Batch
680-231319-1	SCH-GWA-21	Total/NA	Water	Field Sampling	
680-231319-2	SCH-GWA-22	Total/NA	Water	Field Sampling	
680-231319-3	SCH-GWA-45	Total/NA	Water	Field Sampling	
680-231319-4	SCH-GWA-46	Total/NA	Water	Field Sampling	
680-231319-5	SCH-GWA-47	Total/NA	Water	Field Sampling	
680-231319-6	SCH-GWA-48	Total/NA	Water	Field Sampling	
680-231319-7	SCH-GWC-51	Total/NA	Water	Field Sampling	
680-231319-8	SCH-GWC-53	Total/NA	Water	Field Sampling	
680-231319-10	SCH-PAC-FD-6	Total/NA	Water	Field Sampling	
680-231319-11	SCH-PAC-FD-7	Total/NA	Water	Field Sampling	

Lab Chronicle

Client: Southern Company
 Project/Site: CCR - Plant Scherer PAC Ash Cell

Job ID: 680-231319-1

Client Sample ID: SCH-GWA-21

Lab Sample ID: 680-231319-1

Date Collected: 02/28/23 16:10

Matrix: Water

Date Received: 03/02/23 10:30

Prep Type	Batch Type	Batch Method	Run	Dil Factor	Initial Amount	Final Amount	Batch Number	Prepared or Analyzed	Analyst	Lab
Total/NA	Analysis	EPA 300.0 R2.1 Instrument ID: INTEGRION		1	1 mL	1 mL	428116	03/04/23 18:21	SNL	EET PIT
Total Recoverable	Prep	3005A			25 mL	25 mL	428682	03/09/23 13:20	HCY	EET PIT
Total Recoverable	Analysis	EPA 6020B Instrument ID: A		1			430208	03/22/23 13:36	RSK	EET PIT
Total Recoverable	Prep	3005A			25 mL	25 mL	428682	03/09/23 13:20	HCY	EET PIT
Total Recoverable	Analysis	EPA 6020B Instrument ID: A		1			431774	04/07/23 12:00	RSK	EET PIT
Total/NA	Prep	7470A			25 mL	25 mL	428562	03/08/23 14:55	RSR	EET PIT
Total/NA	Analysis	EPA 7470A Instrument ID: HGZ		1			428715	03/09/23 14:37	RJR	EET PIT
Total/NA	Analysis	SM 2540C Instrument ID: NOEQUIP		1	100 mL	100 mL	428089	03/03/23 16:17	LWM	EET PIT
Total/NA	Analysis	SM2320 B Instrument ID: PCTITRATOR		1			428325	03/06/23 13:28	MAM	EET PIT
Total/NA	Analysis	Field Sampling Instrument ID: NOEQUIP		1			428291	02/28/23 16:10	FDS	EET PIT

Client Sample ID: SCH-GWA-22

Lab Sample ID: 680-231319-2

Date Collected: 02/28/23 14:40

Matrix: Water

Date Received: 03/02/23 10:30

Prep Type	Batch Type	Batch Method	Run	Dil Factor	Initial Amount	Final Amount	Batch Number	Prepared or Analyzed	Analyst	Lab
Total/NA	Analysis	EPA 300.0 R2.1 Instrument ID: INTEGRION		1	1 mL	1 mL	428116	03/04/23 15:16	SNL	EET PIT
Total Recoverable	Prep	3005A			25 mL	25 mL	428682	03/09/23 13:20	HCY	EET PIT
Total Recoverable	Analysis	EPA 6020B Instrument ID: A		1			430208	03/22/23 13:40	RSK	EET PIT
Total Recoverable	Prep	3005A			25 mL	25 mL	431671	04/07/23 08:55	RJR	EET PIT
Total Recoverable	Analysis	EPA 6020B Instrument ID: A		1			431885	04/10/23 13:02	RSK	EET PIT
Total/NA	Prep	7470A			25 mL	25 mL	428562	03/08/23 14:55	RSR	EET PIT
Total/NA	Analysis	EPA 7470A Instrument ID: HGZ		1			428715	03/09/23 14:38	RJR	EET PIT
Total/NA	Analysis	SM 2540C Instrument ID: NOEQUIP		1	100 mL	100 mL	428082	03/03/23 15:21	LWM	EET PIT
Total/NA	Analysis	SM2320 B Instrument ID: PCTITRATOR		1			428325	03/06/23 13:38	MAM	EET PIT
Total/NA	Analysis	Field Sampling Instrument ID: NOEQUIP		1			428291	02/28/23 14:40	FDS	EET PIT

Lab Chronicle

Client: Southern Company
 Project/Site: CCR - Plant Scherer PAC Ash Cell

Job ID: 680-231319-1

Client Sample ID: SCH-GWA-45

Lab Sample ID: 680-231319-3

Date Collected: 02/28/23 15:55

Matrix: Water

Date Received: 03/02/23 10:30

Prep Type	Batch Type	Batch Method	Run	Dil Factor	Initial Amount	Final Amount	Batch Number	Prepared or Analyzed	Analyst	Lab
Total/NA	Analysis	EPA 300.0 R2.1 Instrument ID: INTEGRION		1	1 mL	1 mL	428116	03/04/23 15:34	SNL	EET PIT
Total Recoverable	Prep	3005A			25 mL	25 mL	428682	03/09/23 13:20	HCY	EET PIT
Total Recoverable	Analysis	EPA 6020B Instrument ID: A		1			430208	03/22/23 14:06	RSK	EET PIT
Total Recoverable	Prep	3005A			25 mL	25 mL	432324	04/14/23 10:15	HCY	EET PIT
Total Recoverable	Analysis	EPA 6020B Instrument ID: A		1			432563	04/17/23 10:35	RSK	EET PIT
Total/NA	Prep	7470A			25 mL	25 mL	428562	03/08/23 14:55	RSR	EET PIT
Total/NA	Analysis	EPA 7470A Instrument ID: HGZ		1			428715	03/09/23 14:39	RJR	EET PIT
Total/NA	Analysis	SM 2540C Instrument ID: NOEQUIP		1	100 mL	100 mL	428297	03/06/23 18:28	LWM	EET PIT
Total/NA	Analysis	SM2320 B Instrument ID: PCTITRATOR		1			428325	03/06/23 13:43	MAM	EET PIT
Total/NA	Analysis	Field Sampling Instrument ID: NOEQUIP		1			428291	02/28/23 15:55	FDS	EET PIT

Client Sample ID: SCH-GWA-46

Lab Sample ID: 680-231319-4

Date Collected: 02/28/23 13:13

Matrix: Water

Date Received: 03/02/23 10:30

Prep Type	Batch Type	Batch Method	Run	Dil Factor	Initial Amount	Final Amount	Batch Number	Prepared or Analyzed	Analyst	Lab
Total/NA	Analysis	EPA 300.0 R2.1 Instrument ID: INTEGRION		1	1 mL	1 mL	428116	03/04/23 15:53	SNL	EET PIT
Total Recoverable	Prep	3005A			25 mL	25 mL	428682	03/09/23 13:20	HCY	EET PIT
Total Recoverable	Analysis	EPA 6020B Instrument ID: A		1			430208	03/22/23 14:09	RSK	EET PIT
Total Recoverable	Prep	3005A			25 mL	25 mL	432324	04/14/23 10:15	HCY	EET PIT
Total Recoverable	Analysis	EPA 6020B Instrument ID: A		1			432563	04/17/23 10:39	RSK	EET PIT
Total/NA	Prep	7470A			25 mL	25 mL	428562	03/08/23 14:55	RSR	EET PIT
Total/NA	Analysis	EPA 7470A Instrument ID: HGZ		1			428715	03/09/23 14:43	RJR	EET PIT
Total/NA	Analysis	SM 2540C Instrument ID: NOEQUIP		1	100 mL	100 mL	428297	03/06/23 18:28	LWM	EET PIT
Total/NA	Analysis	SM2320 B Instrument ID: PCTITRATOR		1			428325	03/06/23 13:48	MAM	EET PIT
Total/NA	Analysis	Field Sampling Instrument ID: NOEQUIP		1			428291	02/28/23 13:13	FDS	EET PIT

Lab Chronicle

Client: Southern Company
 Project/Site: CCR - Plant Scherer PAC Ash Cell

Job ID: 680-231319-1

Client Sample ID: SCH-GWA-47

Lab Sample ID: 680-231319-5

Date Collected: 02/28/23 14:37

Matrix: Water

Date Received: 03/02/23 10:30

Prep Type	Batch Type	Batch Method	Run	Dil Factor	Initial Amount	Final Amount	Batch Number	Prepared or Analyzed	Analyst	Lab
Total/NA	Analysis	EPA 300.0 R2.1 Instrument ID: INTEGRION		1	1 mL	1 mL	428116	03/04/23 16:11	SNL	EET PIT
Total Recoverable	Prep	3005A			25 mL	25 mL	428682	03/09/23 13:20	HCY	EET PIT
Total Recoverable	Analysis	EPA 6020B Instrument ID: A		1			430208	03/22/23 14:13	RSK	EET PIT
Total Recoverable	Prep	3005A			50 mL	25 mL	432324	04/14/23 10:15	HCY	EET PIT
Total Recoverable	Analysis	EPA 6020B Instrument ID: A		1			432563	04/17/23 10:42	RSK	EET PIT
Total/NA	Prep	7470A			25 mL	25 mL	428562	03/08/23 14:55	RSR	EET PIT
Total/NA	Analysis	EPA 7470A Instrument ID: HGZ		1			428715	03/09/23 14:45	RJR	EET PIT
Total/NA	Analysis	SM 2540C Instrument ID: NOEQUIP		1	100 mL	100 mL	428297	03/06/23 18:28	LWM	EET PIT
Total/NA	Analysis	SM2320 B Instrument ID: PCTITRATOR		1			428325	03/06/23 13:52	MAM	EET PIT
Total/NA	Analysis	Field Sampling Instrument ID: NOEQUIP		1			428291	02/28/23 14:37	FDS	EET PIT

Client Sample ID: SCH-GWA-48

Lab Sample ID: 680-231319-6

Date Collected: 02/28/23 15:35

Matrix: Water

Date Received: 03/02/23 10:30

Prep Type	Batch Type	Batch Method	Run	Dil Factor	Initial Amount	Final Amount	Batch Number	Prepared or Analyzed	Analyst	Lab
Total/NA	Analysis	EPA 300.0 R2.1 Instrument ID: INTEGRION		1	1 mL	1 mL	428116	03/04/23 17:07	SNL	EET PIT
Total Recoverable	Prep	3005A			25 mL	25 mL	428682	03/09/23 13:20	HCY	EET PIT
Total Recoverable	Analysis	EPA 6020B Instrument ID: A		1			430208	03/22/23 14:17	RSK	EET PIT
Total Recoverable	Prep	3005A			25 mL	25 mL	432324	04/14/23 10:15	HCY	EET PIT
Total Recoverable	Analysis	EPA 6020B Instrument ID: A		1			432563	04/17/23 11:06	RSK	EET PIT
Total/NA	Prep	7470A			25 mL	25 mL	428562	03/08/23 14:55	RSR	EET PIT
Total/NA	Analysis	EPA 7470A Instrument ID: HGZ		1			428715	03/09/23 14:46	RJR	EET PIT
Total/NA	Analysis	SM 2540C Instrument ID: NOEQUIP		1	100 mL	100 mL	428293	03/06/23 17:37	LWM	EET PIT
Total/NA	Analysis	SM2320 B Instrument ID: PCTITRATOR		1			428325	03/06/23 13:57	MAM	EET PIT
Total/NA	Analysis	Field Sampling Instrument ID: NOEQUIP		1			428291	02/28/23 15:35	FDS	EET PIT

Lab Chronicle

Client: Southern Company
 Project/Site: CCR - Plant Scherer PAC Ash Cell

Job ID: 680-231319-1

Client Sample ID: SCH-GWC-51

Lab Sample ID: 680-231319-7

Date Collected: 02/28/23 15:35

Matrix: Water

Date Received: 03/02/23 10:30

Prep Type	Batch Type	Batch Method	Run	Dil Factor	Initial Amount	Final Amount	Batch Number	Prepared or Analyzed	Analyst	Lab
Total/NA	Analysis	EPA 300.0 R2.1 Instrument ID: INTEGRION		1	1 mL	1 mL	428116	03/04/23 17:25	SNL	EET PIT
Total Recoverable	Prep	3005A			25 mL	25 mL	428682	03/09/23 13:20	HCY	EET PIT
Total Recoverable	Analysis	EPA 6020B Instrument ID: A		1			430208	03/22/23 14:21	RSK	EET PIT
Total Recoverable	Prep	3005A			25 mL	25 mL	432324	04/14/23 10:15	HCY	EET PIT
Total Recoverable	Analysis	EPA 6020B Instrument ID: A		1			432563	04/17/23 11:10	RSK	EET PIT
Total/NA	Prep	7470A			25 mL	25 mL	428562	03/08/23 14:55	RSR	EET PIT
Total/NA	Analysis	EPA 7470A Instrument ID: HGZ		1			428715	03/09/23 14:47	RJR	EET PIT
Total/NA	Analysis	SM 2540C Instrument ID: NOEQUIP		1	100 mL	100 mL	428293	03/06/23 17:37	LWM	EET PIT
Total/NA	Analysis	SM2320 B Instrument ID: PCTITRATOR		1			428325	03/06/23 14:11	MAM	EET PIT
Total/NA	Analysis	Field Sampling Instrument ID: NOEQUIP		1			428291	02/28/23 15:35	FDS	EET PIT

Client Sample ID: SCH-GWC-53

Lab Sample ID: 680-231319-8

Date Collected: 02/28/23 14:15

Matrix: Water

Date Received: 03/02/23 10:30

Prep Type	Batch Type	Batch Method	Run	Dil Factor	Initial Amount	Final Amount	Batch Number	Prepared or Analyzed	Analyst	Lab
Total/NA	Analysis	EPA 300.0 R2.1 Instrument ID: INTEGRION		1	1 mL	1 mL	428116	03/04/23 17:44	SNL	EET PIT
Total Recoverable	Prep	3005A			25 mL	25 mL	428682	03/09/23 13:20	HCY	EET PIT
Total Recoverable	Analysis	EPA 6020B Instrument ID: A		1			430208	03/22/23 14:24	RSK	EET PIT
Total Recoverable	Prep	3005A			25 mL	25 mL	432324	04/14/23 10:15	HCY	EET PIT
Total Recoverable	Analysis	EPA 6020B Instrument ID: A		1			432563	04/17/23 11:13	RSK	EET PIT
Total/NA	Prep	7470A			25 mL	25 mL	428562	03/08/23 14:55	RSR	EET PIT
Total/NA	Analysis	EPA 7470A Instrument ID: HGZ		1			428715	03/09/23 14:48	RJR	EET PIT
Total/NA	Analysis	SM 2540C Instrument ID: NOEQUIP		1	100 mL	100 mL	428293	03/06/23 17:37	LWM	EET PIT
Total/NA	Analysis	SM2320 B Instrument ID: PCTITRATOR		1			428325	03/06/23 14:21	MAM	EET PIT
Total/NA	Analysis	Field Sampling Instrument ID: NOEQUIP		1			428291	02/28/23 14:15	FDS	EET PIT

Lab Chronicle

Client: Southern Company
 Project/Site: CCR - Plant Scherer PAC Ash Cell

Job ID: 680-231319-1

Client Sample ID: SCH-PAC-FB-6

Lab Sample ID: 680-231319-9

Date Collected: 02/28/23 15:40

Matrix: Water

Date Received: 03/02/23 10:30

Prep Type	Batch Type	Batch Method	Run	Dil Factor	Initial Amount	Final Amount	Batch Number	Prepared or Analyzed	Analyst	Lab
Total/NA	Analysis	EPA 300.0 R2.1		1	1 mL	1 mL	428116	03/04/23 18:02	SNL	EET PIT
Instrument ID: INTEGRION										
Total Recoverable	Prep	3005A			25 mL	25 mL	428646	03/09/23 09:10	HCY	EET PIT
Total Recoverable	Analysis	EPA 6020B		1			430208	03/22/23 18:29	RSK	EET PIT
Instrument ID: A										
Total Recoverable	Prep	3005A			25 mL	25 mL	428646	03/09/23 09:10	HCY	EET PIT
Total Recoverable	Analysis	EPA 6020B		1			431647	04/06/23 13:21	RSK	EET PIT
Instrument ID: A										
Total/NA	Prep	7470A			25 mL	25 mL	428562	03/08/23 14:55	RSR	EET PIT
Total/NA	Analysis	EPA 7470A		1			428715	03/09/23 14:49	RJR	EET PIT
Instrument ID: HGZ										
Total/NA	Analysis	SM 2540C		1	100 mL	100 mL	428293	03/06/23 17:37	LWM	EET PIT
Instrument ID: NOEQUIP										
Total/NA	Analysis	SM2320 B		1			428325	03/06/23 14:25	MAM	EET PIT
Instrument ID: PCTITRATOR										

Client Sample ID: SCH-PAC-FD-6

Lab Sample ID: 680-231319-10

Date Collected: 02/28/23 00:00

Matrix: Water

Date Received: 03/02/23 10:30

Prep Type	Batch Type	Batch Method	Run	Dil Factor	Initial Amount	Final Amount	Batch Number	Prepared or Analyzed	Analyst	Lab
Total/NA	Analysis	EPA 300.0 R2.1		1	1 mL	1 mL	428116	03/04/23 19:16	SNL	EET PIT
Instrument ID: INTEGRION										
Total Recoverable	Prep	3005A			25 mL	25 mL	428646	03/09/23 09:10	HCY	EET PIT
Total Recoverable	Analysis	EPA 6020B		1			430208	03/22/23 18:40	RSK	EET PIT
Instrument ID: A										
Total Recoverable	Prep	3005A			25 mL	25 mL	428646	03/09/23 09:10	HCY	EET PIT
Total Recoverable	Analysis	EPA 6020B		1			431647	04/06/23 13:25	RSK	EET PIT
Instrument ID: A										
Total/NA	Prep	7470A			25 mL	25 mL	428562	03/08/23 14:55	RSR	EET PIT
Total/NA	Analysis	EPA 7470A		1			428715	03/09/23 14:50	RJR	EET PIT
Instrument ID: HGZ										
Total/NA	Analysis	SM 2540C		1	100 mL	100 mL	428293	03/06/23 17:37	LWM	EET PIT
Instrument ID: NOEQUIP										
Total/NA	Analysis	SM2320 B		1			428325	03/06/23 14:27	MAM	EET PIT
Instrument ID: PCTITRATOR										
Total/NA	Analysis	Field Sampling		1			428291	02/28/23 00:00	FDS	EET PIT
Instrument ID: NOEQUIP										

Lab Chronicle

Client: Southern Company
 Project/Site: CCR - Plant Scherer PAC Ash Cell

Job ID: 680-231319-1

Client Sample ID: SCH-PAC-FD-7

Lab Sample ID: 680-231319-11

Date Collected: 02/28/23 00:00

Matrix: Water

Date Received: 03/02/23 10:30

Prep Type	Batch Type	Batch Method	Run	Dil Factor	Initial Amount	Final Amount	Batch Number	Prepared or Analyzed	Analyst	Lab
Total/NA	Analysis	EPA 300.0 R2.1 Instrument ID: INTEGRION		1	1 mL	1 mL	428116	03/04/23 23:16	SNL	EET PIT
Total Recoverable	Prep	3005A			25 mL	25 mL	428646	03/09/23 09:10	HCY	EET PIT
Total Recoverable	Analysis	EPA 6020B Instrument ID: A		1			430208	03/22/23 18:44	RSK	EET PIT
Total Recoverable	Prep	3005A			25 mL	25 mL	428646	03/09/23 09:10	HCY	EET PIT
Total Recoverable	Analysis	EPA 6020B Instrument ID: A		1			431647	04/06/23 13:28	RSK	EET PIT
Total/NA	Prep	7470A			25 mL	25 mL	428562	03/08/23 14:55	RSR	EET PIT
Total/NA	Analysis	EPA 7470A Instrument ID: HGZ		1			428715	03/09/23 14:51	RJR	EET PIT
Total/NA	Analysis	SM 2540C Instrument ID: NOEQUIP		1	100 mL	100 mL	428293	03/06/23 17:37	LWM	EET PIT
Total/NA	Analysis	SM2320 B Instrument ID: PCTITRATOR		1			428325	03/06/23 14:32	MAM	EET PIT
Total/NA	Analysis	Field Sampling Instrument ID: NOEQUIP		1			428291	02/28/23 00:00	FDS	EET PIT

Client Sample ID: SCH-PAC-FB-7

Lab Sample ID: 680-231319-12

Date Collected: 02/28/23 15:10

Matrix: Water

Date Received: 03/02/23 10:30

Prep Type	Batch Type	Batch Method	Run	Dil Factor	Initial Amount	Final Amount	Batch Number	Prepared or Analyzed	Analyst	Lab
Total/NA	Analysis	EPA 300.0 R2.1 Instrument ID: INTEGRION		1	1 mL	1 mL	428116	03/04/23 19:34	SNL	EET PIT
Total Recoverable	Prep	3005A			25 mL	25 mL	428646	03/09/23 09:10	HCY	EET PIT
Total Recoverable	Analysis	EPA 6020B Instrument ID: A		1			430208	03/22/23 18:48	RSK	EET PIT
Total Recoverable	Prep	3005A			25 mL	25 mL	428646	03/09/23 09:10	HCY	EET PIT
Total Recoverable	Analysis	EPA 6020B Instrument ID: A		1			432704	04/18/23 12:26	RSK	EET PIT
Total/NA	Prep	7470A			25 mL	25 mL	428562	03/08/23 14:55	RSR	EET PIT
Total/NA	Analysis	EPA 7470A Instrument ID: HGZ		1			428715	03/09/23 14:52	RJR	EET PIT
Total/NA	Analysis	SM 2540C Instrument ID: NOEQUIP		1	100 mL	100 mL	428293	03/06/23 17:37	LWM	EET PIT
Total/NA	Analysis	SM2320 B Instrument ID: PCTITRATOR		1			428325	03/06/23 14:36	MAM	EET PIT

Laboratory References:

EET PIT = Eurofins Pittsburgh, 301 Alpha Drive, RIDC Park, Pittsburgh, PA 15238, TEL (412)963-7058

Eurofins Savannah

Accreditation/Certification Summary

Client: Southern Company
 Project/Site: CCR - Plant Scherer PAC Ash Cell

Job ID: 680-231319-1

Laboratory: Eurofins Pittsburgh

All accreditations/certifications held by this laboratory are listed. Not all accreditations/certifications are applicable to this report.

Authority	Program	Identification Number	Expiration Date
Arkansas DEQ	State	19-033-0	06-27-23
California	State	2891	04-30-23
Connecticut	State	PH-0688	09-30-24
Florida	NELAP	E871008	06-30-23
Georgia	State	PA 02-00416	04-30-23
Illinois	NELAP	004375	06-30-23
Kansas	NELAP	E-10350	01-31-24
Kentucky (UST)	State	162013	04-30-23
Kentucky (WW)	State	KY98043	12-31-23
Louisiana	NELAP	04041	06-30-22 *
Louisiana (All)	NELAP	04041	06-30-23
Maine	State	PA00164	03-06-24
Minnesota	NELAP	042-999-482	12-31-23
New Hampshire	NELAP	2030	04-04-24
New Jersey	NELAP	PA005	06-30-23
New York	NELAP	11182	04-01-24
North Carolina (WW/SW)	State	434	12-31-23
North Dakota	State	R-227	04-30-23
Oregon	NELAP	PA-2151	02-06-24
Pennsylvania	NELAP	02-00416	04-30-24
Rhode Island	State	LAO00362	12-31-22 *
South Carolina	State	89014	04-30-23
Texas	NELAP	T104704528	03-31-24
USDA	US Federal Programs	P330-16-00211	06-21-24
Utah	NELAP	PA001462019-8	05-31-23
Virginia	NELAP	10043	09-14-23
West Virginia DEP	State	142	03-31-23 *
Wisconsin	State	998027800	08-31-23

* Accreditation/Certification renewal pending - accreditation/certification considered valid.

Method Summary

Client: Southern Company
Project/Site: CCR - Plant Scherer PAC Ash Cell

Job ID: 680-231319-1

Method	Method Description	Protocol	Laboratory
EPA 300.0 R2.1	Anions, Ion Chromatography	EPA	EET PIT
EPA 6020B	Metals (ICP/MS)	SW846	EET PIT
EPA 7470A	Mercury (CVAA)	SW846	EET PIT
SM 2540C	Solids, Total Dissolved (TDS)	SM	EET PIT
SM2320 B	Alkalinity, Total	SM18	EET PIT
Field Sampling	Field Sampling	EPA	EET PIT
3005A	Preparation, Total Recoverable or Dissolved Metals	SW846	EET PIT
7470A	Preparation, Mercury	SW846	EET PIT

Protocol References:

EPA = US Environmental Protection Agency

SM = "Standard Methods For The Examination Of Water And Wastewater"

SM18 = "Standard Methods For The Examination Of Water And Wastewater", 18th Edition, 1992.

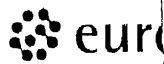
SW846 = "Test Methods For Evaluating Solid Waste, Physical/Chemical Methods", Third Edition, November 1986 And Its Updates.

Laboratory References:

EET PIT = Eurofins Pittsburgh, 301 Alpha Drive, RIDC Park, Pittsburgh, PA 15238, TEL (412)963-7058



Part # 159469-434 M/TW EXP 11/23



RT 198
FZ 197

1 10:30
A 0892
03.02

Testing

ORIGIN ID:LIYA (678) 966-9991
GEORGE TAYLOR
EUROFINS ATLANTA SC
6215 REGENCY PARKWAY NW
SUITE 900
NORCROSS, GA 30071
UNITED STATES US

SHIP DATE: 01MAR23
ACTWGT: 50.00 LB MAN
CAD: 859116/CAFE3616

BILL RECEIPT

TO SAMPLE RECEIVING
EUROFINS TESTAMERICA PITTSBURGH
301 ALPHA DR.
RIDC PARK
PITTSBURGH PA 15238

(412) 963-7058 REF: DEPT:
INV: PO:

Uncorrected temp 2.7 °C
Thermometer ID 18
CF Initials Mo
PT-WI-SR-001 effective 11/8/18

FedEx Express




3 of 3
MPS# 0263 6072 5517 0892
Mstr# 6072 5517 0870

THU - 02 MAR 10:30A
PRIORITY OVERNIGHT

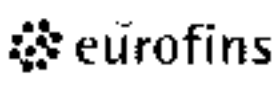
XN AGCA

15238
PA-US PIT





Do not lift using this tag.



Environment Testing
TestAmerica

Full Service and Support

ORIGIN: 06/11/08 (876) 400-8880
GENERAL MAILING
EUROFINS 275 ANTA DR
KYLE HIGHWAY PARKWAY NJ
08511
INTERNATIONAL SA 30073
UNITED STATES US

198
197
10:30
A
0801
03 02

TO SAMPLE RECEIVING
EUROFINS TESTAMER
301 ALPHA DR.
RIDC PARK
PITTSBURGH PA 15238

(412) 958-7058



Uncorrected temp	3.6	°C
Thermometer ID	18	
OF Oil	Initials	MD

PC-AV-8F 001-Indru 11/8/18



2 of 5
MPS# 6072 5517 0881
Metri# 6072 5517 0870

THU - 02 MAR 10:30A
PRIORITY OVERNIGHT

XN AGCA

15238
PA-US PIT




- 1
- 2
- 3
- 4
- 5
- 6
- 7
- 8
- 9
- 10
- 11
- 12

TestAmerica Pittsburgh
 301 Alpha Drive
 RIDC Park
 Pittsburgh, PA 15238-2907
 phone 412 963 7058 fax 412 963.2466

Chain of Custody Record

TestAmerica
 THE LEADER IN ENVIRONMENTAL TESTING

TestAmerica Laboratories, Inc.



680-231319 Chain of Custody

Client Contact
 Joju Abraham
 Southern Company
 241 Ralph McGill Blvd SE B10185
 Atlanta, GA 30308
 j.abraham@southernco.com
Project Name: CCR - Plant Scherer PAC Ash Cell
 Site Georgia
Project #: 68027798

Project Manager: Dawn Prell
 Tel/Fax: 248-536-5445

Analysis Turnaround Time
 CALENDAR DAYS WORKING DAYS
 TAT if different from Below 3-5 days
 2 weeks
 1 week
 2 days
 1 day

Site Contact: Dawn Prell NPDES RCRA Other:
Lab Contact: David Fuller

Date: 09/10/23 **COC No.:** 1 of 1 COCs
Carrier: *Boyle, How*

Sampler: For Lab Use Only:
 Walk-in Client
 Lab Sampling.

Job / SDG No

244-ATLANTA

Sample Identification	Sample Date	Sample Type (C=Comp, G=Grab)	Sample Time	Matrix	# of Cont.	Filtered Sample (Y/N)		Perform MS / MSD (Y / N)		Cr, Co, Cu, Pb, Hg, Ni, Sb, Se, Ag, Cd, B, Ba, Ca		Cations: Na, Mg, K		Cl, F, So4, TDS		Alkalinity (total, CO3, HCO3)		Sample Specific Notes
						Y	N	Y	N	Y	N	Y	N	Y	N	Y	N	
SCH-GWA-21	2/28/2023	G	16 10	WG	4	N	N	N	N	X	X	X	X	X	X	X	X	pH. 5 81
SCH-GWA-22	2/28/2023	G	14 40	WG	4	N	N	N	N	X	X	X	X	X	X	X	X	pH 6 21
SCH-GWA-45	2/28/2023	G	15 55	WG	4	N	N	N	N	X	X	X	X	X	X	X	X	pH 5 88
SCH-GWA-46	2/28/2023	G	13 13	WG	4	N	N	N	N	X	X	X	X	X	X	X	X	pH 5 91
SCH-GWA-47	2/28/2023	G	14 37	WG	4	N	N	N	N	X	X	X	X	X	X	X	X	pH 6 52
SCH-GWA-48	2/28/2023	G	15 35	WG	4	N	N	N	N	X	X	X	X	X	X	X	X	pH 6 87
SCH-GWC-51	2/28/2023	G	15 35	WG	4	N	N	N	N	X	X	X	X	X	X	X	X	pH 5 86
SCH-GWC-53	2/28/2023	G	14 15	WG	4	N	N	N	N	X	X	X	X	X	X	X	X	pH 5 66
SCH-PAC-FB-6	2/28/2023	G	15 40	WQ	4	N	N	N	N	X	X	X	X	X	X	X	X	pH 6 21
SCH-PAC-FD-6	2/28/2023	G	-	WG	4	N	N	N	N	X	X	X	X	X	X	X	X	pH 5 66
SCH-PAC-FD-7	2/28/2023	G	-	WG	4	N	N	N	N	X	X	X	X	X	X	X	X	
SCH-PAC-FB-7	2/28/2023	G	15 10	WQ	4	N	N	N	N	X	X	X	X	X	X	X	X	

Preservation of Used Containers: 1=HCl; 2=HCl; 3=H2SO4; 4=HNO3; 5=NaOH; 6=Other

Possible Hazard Identification: Are any samples from a listed EPA Hazardous Waste? Please List any EPA Waste Codes for the sample in the Comments Section if the lab is to dispose of the sample

Non-Hazard Flammable Skin Irritant Poison B Unknown

Return to Client Disposal by Lab Archive for _____ Months

Sample Disposal (A fee may be assessed if samples are retained longer than 1 month)

Special Instructions/QC Requirements & Comments: SCH-CCR-ASSMT-2023S1

Custody Seals Intact. Yes No

Relinquished by: *Don R. Davis* **Company:** *Fulton* **Custody Seal No.:** *WSP*

Relinquished by: *Miki G Emrick* **Company:** *Boyle-How* **Date/Time:** *3/1/23 8:13*

Relinquished by: *Michael McCred* **Company:** *Boyle-How* **Date/Time:** *3/1/23 8:13*

Relinquished by: *Michael McCred* **Company:** *Boyle-How* **Date/Time:** *3-2-23*

Requested by: *Miki G Emrick* **Company:** *Boyle-How* **Date/Time:** *3/1/23 8:13*

Received in Laboratory by: *Michael McCred* **Company:** *Boyle-How* **Date/Time:** *3-2-23*

Received in Laboratory by: *Michael McCred* **Company:** *Boyle-How* **Date/Time:** *3-2-23*

Corr'd: *Boyle-How* **Therm ID No:** _____ **Date/Time:** *3/1/23 8:13*

Login Sample Receipt Checklist

Client: Southern Company

Job Number: 680-231319-1

Login Number: 231319

List Number: 2

Creator: Kovitch, Christina M

List Source: Eurofins Pittsburgh

List Creation: 03/02/23 07:12 PM

Question	Answer	Comment
Radioactivity wasn't checked or is \leq background as measured by a survey meter.	N/A	
The cooler's custody seal, if present, is intact.	True	
Sample custody seals, if present, are intact.	True	
The cooler or samples do not appear to have been compromised or tampered with.	True	
Samples were received on ice.	True	
Cooler Temperature is acceptable.	True	
Cooler Temperature is recorded.	True	
COC is present.	True	
COC is filled out in ink and legible.	True	
COC is filled out with all pertinent information.	True	
Is the Field Sampler's name present on COC?	True	
There are no discrepancies between the containers received and the COC.	True	
Samples are received within Holding Time (excluding tests with immediate HTs)	True	
Sample containers have legible labels.	True	
Containers are not broken or leaking.	True	
Sample collection date/times are provided.	True	
Appropriate sample containers are used.	True	
Sample bottles are completely filled.	True	
Sample Preservation Verified.	True	
There is sufficient vol. for all requested analyses, incl. any requested MS/MSDs	True	
Containers requiring zero headspace have no headspace or bubble is <math><6\text{mm}</math> (1/4").	True	
Multiphasic samples are not present.	True	
Samples do not require splitting or compositing.	True	
Residual Chlorine Checked.	N/A	



APPENDIX B

**Analytical Results
May 2023**



ANALYTICAL REPORT

PREPARED FOR

Attn: Joju Abraham
Southern Company
241 Ralph McGill Blvd SE
B10185
Atlanta, Georgia 30308

Generated 5/19/2023 5:15:46 PM Revision 1

JOB DESCRIPTION

CCR - Plant Scherer - Cell 1

JOB NUMBER

680-234485-1

Eurofins Savannah

Job Notes

This report may not be reproduced except in full, and with written approval from the laboratory. The results relate only to the samples tested. For questions please contact the Project Manager at the e-mail address or telephone number listed on this page.

The test results in this report relate only to the samples as received by the laboratory and will meet all requirements of the methodology, with any exceptions noted. This report shall not be reproduced except in full, without the express written approval of the laboratory. All questions should be directed to the Eurofins Environment Testing Southeast, LLC Project Manager.

Authorization



Authorized for release by
David Fuller, Project Manager
David.Fuller@et.eurofinsus.com
(770)344-8986

Generated
5/19/2023 5:15:46 PM
Revision 1

Definitions/Glossary

Client: Southern Company
Project/Site: CCR - Plant Scherer - Cell 1

Job ID: 680-234485-1

Glossary

Abbreviation	These commonly used abbreviations may or may not be present in this report.
α	Listed under the "D" column to designate that the result is reported on a dry weight basis
%R	Percent Recovery
CFL	Contains Free Liquid
CFU	Colony Forming Unit
CNF	Contains No Free Liquid
DER	Duplicate Error Ratio (normalized absolute difference)
Dil Fac	Dilution Factor
DL	Detection Limit (DoD/DOE)
DL, RA, RE, IN	Indicates a Dilution, Re-analysis, Re-extraction, or additional Initial metals/anion analysis of the sample
DLC	Decision Level Concentration (Radiochemistry)
EDL	Estimated Detection Limit (Dioxin)
LOD	Limit of Detection (DoD/DOE)
LOQ	Limit of Quantitation (DoD/DOE)
MCL	EPA recommended "Maximum Contaminant Level"
MDA	Minimum Detectable Activity (Radiochemistry)
MDC	Minimum Detectable Concentration (Radiochemistry)
MDL	Method Detection Limit
ML	Minimum Level (Dioxin)
MPN	Most Probable Number
MQL	Method Quantitation Limit
NC	Not Calculated
ND	Not Detected at the reporting limit (or MDL or EDL if shown)
NEG	Negative / Absent
POS	Positive / Present
PQL	Practical Quantitation Limit
PRES	Presumptive
QC	Quality Control
RER	Relative Error Ratio (Radiochemistry)
RL	Reporting Limit or Requested Limit (Radiochemistry)
RPD	Relative Percent Difference, a measure of the relative difference between two points
TEF	Toxicity Equivalent Factor (Dioxin)
TEQ	Toxicity Equivalent Quotient (Dioxin)
TNTC	Too Numerous To Count

Sample Summary

Client: Southern Company
Project/Site: CCR - Plant Scherer - Cell 1

Job ID: 680-234485-1

Lab Sample ID	Client Sample ID	Matrix	Collected	Received
680-234485-1	SCH-CELL1-FB-1	Water	05/02/23 13:45	05/04/23 08:10
680-234485-2	SCH-CELL1-EB-1	Water	05/02/23 12:00	05/04/23 08:10
680-234485-3	SCH-GWC-4	Water	05/02/23 13:35	05/04/23 08:10
680-234485-4	SCH-GWC-7	Water	05/02/23 14:55	05/04/23 08:10
680-234485-5	SCH-GWC-8A	Water	05/02/23 16:06	05/04/23 08:10
680-234485-6	SCH-GWC-10	Water	05/02/23 16:00	05/04/23 08:10
680-234485-7	SCH-GWC-3	Water	05/02/23 11:50	05/04/23 08:10

1

2

3

4

5

6

7

8

9

10

11

12

Case Narrative

Client: Southern Company
Project/Site: CCR - Plant Scherer - Cell 1

Job ID: 680-234485-1

Job ID: 680-234485-1

Laboratory: Eurofins Savannah

Narrative

**Job Narrative
680-234485-1**

Revision 1

The report being provided is a revision of the original report sent on 5/16/2023. The report (revision 1) is being revised in order to remove Sulfate Matrix Spikes from analytical batch 778663 in the QC Summary Results section of the report.

Receipt

The samples were received on 5/4/2023 8:10 AM. Unless otherwise noted below, the samples arrived in good condition, and, where required, properly preserved and on ice. The temperature of the cooler at receipt time was 5.0°C

HPLC/IC

No additional analytical or quality issues were noted, other than those described above or in the Definitions/ Glossary page.

Metals

No additional analytical or quality issues were noted, other than those described above or in the Definitions/ Glossary page.

General Chemistry

No additional analytical or quality issues were noted, other than those described above or in the Definitions/ Glossary page.



Client Sample Results

Client: Southern Company
Project/Site: CCR - Plant Scherer - Cell 1

Job ID: 680-234485-1

Client Sample ID: SCH-CELL1-FB-1

Lab Sample ID: 680-234485-1

Date Collected: 05/02/23 13:45

Matrix: Water

Date Received: 05/04/23 08:10

Method: MCAWW 300.0-1993 R2.1 - Anions, Ion Chromatography

Analyte	Result	Qualifier	RL	MDL	Unit	D	Prepared	Analyzed	Dil Fac
Chloride	<0.20		1.0	0.20	mg/L			05/12/23 19:58	1

General Chemistry

Analyte	Result	Qualifier	RL	MDL	Unit	D	Prepared	Analyzed	Dil Fac
Total Dissolved Solids (SM 2540C-2011)	<10		10	10	mg/L			05/08/23 09:36	1

Client Sample ID: SCH-CELL1-EB-1

Lab Sample ID: 680-234485-2

Date Collected: 05/02/23 12:00

Matrix: Water

Date Received: 05/04/23 08:10

Method: MCAWW 300.0-1993 R2.1 - Anions, Ion Chromatography

Analyte	Result	Qualifier	RL	MDL	Unit	D	Prepared	Analyzed	Dil Fac
Sulfate	<0.40		1.0	0.40	mg/L			05/12/23 20:10	1

Client Sample ID: SCH-GWC-4

Lab Sample ID: 680-234485-3

Date Collected: 05/02/23 13:35

Matrix: Water

Date Received: 05/04/23 08:10

Method: MCAWW 300.0-1993 R2.1 - Anions, Ion Chromatography

Analyte	Result	Qualifier	RL	MDL	Unit	D	Prepared	Analyzed	Dil Fac
Chloride	24		1.0	0.20	mg/L			05/15/23 12:29	1

General Chemistry

Analyte	Result	Qualifier	RL	MDL	Unit	D	Prepared	Analyzed	Dil Fac
Total Dissolved Solids (SM 2540C-2011)	290		40	40	mg/L			05/08/23 09:36	1

Method: EPA Field Sampling - Field Sampling

Analyte	Result	Qualifier	RL	MDL	Unit	D	Prepared	Analyzed	Dil Fac
Field pH	6.13				SU			05/02/23 13:35	1

Client Sample ID: SCH-GWC-7

Lab Sample ID: 680-234485-4

Date Collected: 05/02/23 14:55

Matrix: Water

Date Received: 05/04/23 08:10

Method: SW846 6020B - Metals (ICP/MS) - Total Recoverable

Analyte	Result	Qualifier	RL	MDL	Unit	D	Prepared	Analyzed	Dil Fac
Nickel	<0.00042		0.0010	0.00042	mg/L		05/05/23 05:46	05/05/23 19:25	1

Method: EPA Field Sampling - Field Sampling

Analyte	Result	Qualifier	RL	MDL	Unit	D	Prepared	Analyzed	Dil Fac
Field pH	6.38				SU			05/02/23 14:55	1

Client Sample ID: SCH-GWC-8A

Lab Sample ID: 680-234485-5

Date Collected: 05/02/23 16:06

Matrix: Water

Date Received: 05/04/23 08:10

Method: SW846 6020B - Metals (ICP/MS) - Total Recoverable

Analyte	Result	Qualifier	RL	MDL	Unit	D	Prepared	Analyzed	Dil Fac
Nickel	0.0062		0.0010	0.00042	mg/L		05/05/23 05:46	05/05/23 19:16	1

Eurofins Savannah

Client Sample Results

Client: Southern Company
Project/Site: CCR - Plant Scherer - Cell 1

Job ID: 680-234485-1

Client Sample ID: SCH-GWC-8A

Lab Sample ID: 680-234485-5

Date Collected: 05/02/23 16:06

Matrix: Water

Date Received: 05/04/23 08:10

Method: EPA Field Sampling - Field Sampling

Analyte	Result	Qualifier	RL	MDL	Unit	D	Prepared	Analyzed	Dil Fac
Field pH	6.23				SU			05/02/23 16:06	1

Client Sample ID: SCH-GWC-10

Lab Sample ID: 680-234485-6

Date Collected: 05/02/23 16:00

Matrix: Water

Date Received: 05/04/23 08:10

Method: MCAWW 300.0-1993 R2.1 - Anions, Ion Chromatography

Analyte	Result	Qualifier	RL	MDL	Unit	D	Prepared	Analyzed	Dil Fac
Sulfate	4.3		1.0	0.40	mg/L			05/15/23 13:07	1

Method: EPA Field Sampling - Field Sampling

Analyte	Result	Qualifier	RL	MDL	Unit	D	Prepared	Analyzed	Dil Fac
Field pH	6.30				SU			05/02/23 16:00	1

Client Sample ID: SCH-GWC-3

Lab Sample ID: 680-234485-7

Date Collected: 05/02/23 11:50

Matrix: Water

Date Received: 05/04/23 08:10

Method: MCAWW 300.0-1993 R2.1 - Anions, Ion Chromatography

Analyte	Result	Qualifier	RL	MDL	Unit	D	Prepared	Analyzed	Dil Fac
Sulfate	4.2		1.0	0.40	mg/L			05/15/23 13:19	1

Method: EPA Field Sampling - Field Sampling

Analyte	Result	Qualifier	RL	MDL	Unit	D	Prepared	Analyzed	Dil Fac
Field pH	6.27				SU			05/02/23 11:50	1

QC Sample Results

Client: Southern Company
 Project/Site: CCR - Plant Scherer - Cell 1

Job ID: 680-234485-1

Method: 300.0-1993 R2.1 - Anions, Ion Chromatography

Lab Sample ID: MB 680-778393/44
Matrix: Water
Analysis Batch: 778393

Client Sample ID: Method Blank
Prep Type: Total/NA

Analyte	MB Result	MB Qualifier	RL	MDL	Unit	D	Prepared	Analyzed	Dil Fac
Chloride	<0.20		1.0	0.20	mg/L			05/12/23 19:20	1
Sulfate	<0.40		1.0	0.40	mg/L			05/12/23 19:20	1

Lab Sample ID: LCS 680-778393/45
Matrix: Water
Analysis Batch: 778393

Client Sample ID: Lab Control Sample
Prep Type: Total/NA

Analyte	Spike Added	LCS Result	LCS Qualifier	Unit	D	%Rec	%Rec Limits
Chloride	10.0	10.1		mg/L		101	90 - 110
Sulfate	10.0	9.99		mg/L		100	90 - 110

Lab Sample ID: LCSD 680-778393/46
Matrix: Water
Analysis Batch: 778393

Client Sample ID: Lab Control Sample Dup
Prep Type: Total/NA

Analyte	Spike Added	LCSD Result	LCSD Qualifier	Unit	D	%Rec	%Rec Limits	RPD	RPD Limit
Chloride	10.0	10.1		mg/L		101	90 - 110	0	15
Sulfate	10.0	10.0		mg/L		100	90 - 110	0	15

Lab Sample ID: 752-6283-D-10 MS
Matrix: Water
Analysis Batch: 778393

Client Sample ID: Matrix Spike
Prep Type: Total/NA

Analyte	Sample Result	Sample Qualifier	Spike Added	MS Result	MS Qualifier	Unit	D	%Rec	%Rec Limits
Chloride	8.2		10.0	18.8		mg/L		106	80 - 120
Sulfate	<0.40		10.0	10.2		mg/L		102	80 - 120

Lab Sample ID: 752-6283-D-10 MSD
Matrix: Water
Analysis Batch: 778393

Client Sample ID: Matrix Spike Duplicate
Prep Type: Total/NA

Analyte	Sample Result	Sample Qualifier	Spike Added	MSD Result	MSD Qualifier	Unit	D	%Rec	%Rec Limits	RPD	RPD Limit
Chloride	8.2		10.0	18.3		mg/L		100	80 - 120	3	15
Sulfate	<0.40		10.0	9.73		mg/L		97	80 - 120	5	15

Lab Sample ID: MB 680-778663/2
Matrix: Water
Analysis Batch: 778663

Client Sample ID: Method Blank
Prep Type: Total/NA

Analyte	MB Result	MB Qualifier	RL	MDL	Unit	D	Prepared	Analyzed	Dil Fac
Chloride	<0.20		1.0	0.20	mg/L			05/15/23 11:22	1
Sulfate	<0.40		1.0	0.40	mg/L			05/15/23 11:22	1

Lab Sample ID: LCS 680-778663/4
Matrix: Water
Analysis Batch: 778663

Client Sample ID: Lab Control Sample
Prep Type: Total/NA

Analyte	Spike Added	LCS Result	LCS Qualifier	Unit	D	%Rec	%Rec Limits
Chloride	10.0	10.0		mg/L		100	90 - 110
Sulfate	10.0	10.2		mg/L		102	90 - 110

Eurofins Savannah

QC Sample Results

Client: Southern Company
Project/Site: CCR - Plant Scherer - Cell 1

Job ID: 680-234485-1

Method: 300.0-1993 R2.1 - Anions, Ion Chromatography

Lab Sample ID: LCSD 680-778663/5
Matrix: Water
Analysis Batch: 778663

Client Sample ID: Lab Control Sample Dup
Prep Type: Total/NA

Analyte	Spike Added	LCSD Result	LCSD Qualifier	Unit	D	%Rec	%Rec Limits	RPD	RPD Limit
Chloride	10.0	9.99		mg/L		100	90 - 110	0	15
Sulfate	10.0	10.2		mg/L		102	90 - 110	0	15

Lab Sample ID: 680-234485-3 MS
Matrix: Water
Analysis Batch: 778663

Client Sample ID: SCH-GWC-4
Prep Type: Total/NA

Analyte	Sample Result	Sample Qualifier	Spike Added	MS Result	MS Qualifier	Unit	D	%Rec	%Rec Limits
Chloride	24		10.0	34.6		mg/L		104	80 - 120

Lab Sample ID: 680-234485-3 MSD
Matrix: Water
Analysis Batch: 778663

Client Sample ID: SCH-GWC-4
Prep Type: Total/NA

Analyte	Sample Result	Sample Qualifier	Spike Added	MSD Result	MSD Qualifier	Unit	D	%Rec	%Rec Limits	RPD	RPD Limit
Chloride	24		10.0	34.1		mg/L		99	80 - 120	1	15

Method: 6020B - Metals (ICP/MS)

Lab Sample ID: MB 680-777086/1-A
Matrix: Water
Analysis Batch: 777326

Client Sample ID: Method Blank
Prep Type: Total Recoverable
Prep Batch: 777086

Analyte	MB Result	MB Qualifier	RL	MDL	Unit	D	Prepared	Analyzed	Dil Fac
Nickel	<0.00042		0.0010	0.00042	mg/L		05/05/23 05:46	05/05/23 18:19	1

Lab Sample ID: LCS 680-777086/2-A
Matrix: Water
Analysis Batch: 777326

Client Sample ID: Lab Control Sample
Prep Type: Total Recoverable
Prep Batch: 777086

Analyte	Spike Added	LCS Result	LCS Qualifier	Unit	D	%Rec	%Rec Limits
Nickel	0.100	0.101		mg/L		101	80 - 120

Lab Sample ID: 680-234482-A-4-B MS
Matrix: Water
Analysis Batch: 777326

Client Sample ID: Matrix Spike
Prep Type: Total Recoverable
Prep Batch: 777086

Analyte	Sample Result	Sample Qualifier	Spike Added	MS Result	MS Qualifier	Unit	D	%Rec	%Rec Limits
Nickel	0.00046	J	0.100	0.103		mg/L		102	75 - 125

Lab Sample ID: 680-234482-A-4-C MSD
Matrix: Water
Analysis Batch: 777326

Client Sample ID: Matrix Spike Duplicate
Prep Type: Total Recoverable
Prep Batch: 777086

Analyte	Sample Result	Sample Qualifier	Spike Added	MSD Result	MSD Qualifier	Unit	D	%Rec	%Rec Limits	RPD	RPD Limit
Nickel	0.00046	J	0.100	0.102		mg/L		101	75 - 125	1	20

Eurofins Savannah

QC Sample Results

Client: Southern Company
 Project/Site: CCR - Plant Scherer - Cell 1

Job ID: 680-234485-1

Method: 2540C-2011 - Total Dissolved Solids (Dried at 180 °C)

Lab Sample ID: MB 680-777447/1
Matrix: Water
Analysis Batch: 777447

Client Sample ID: Method Blank
Prep Type: Total/NA

Analyte	MB Result	MB Qualifier	RL	MDL	Unit	D	Prepared	Analyzed	Dil Fac
Total Dissolved Solids	<10		10	10	mg/L			05/08/23 09:36	1

Lab Sample ID: LCS 680-777447/2
Matrix: Water
Analysis Batch: 777447

Client Sample ID: Lab Control Sample
Prep Type: Total/NA

Analyte	Spike Added	LCS Result	LCS Qualifier	Unit	D	%Rec	%Rec Limits
Total Dissolved Solids	2410	2510		mg/L		104	80 - 120

Lab Sample ID: LCSD 680-777447/3
Matrix: Water
Analysis Batch: 777447

Client Sample ID: Lab Control Sample Dup
Prep Type: Total/NA

Analyte	Spike Added	LCSD Result	LCSD Qualifier	Unit	D	%Rec	%Rec Limits	RPD	RPD Limit
Total Dissolved Solids	2410	2430		mg/L		101	80 - 120	3	25

Lab Sample ID: 680-234485-3 DU
Matrix: Water
Analysis Batch: 777447

Client Sample ID: SCH-GWC-4
Prep Type: Total/NA

Analyte	Sample Result	Sample Qualifier	DU Result	DU Qualifier	Unit	D	RPD	RPD Limit
Total Dissolved Solids	290		292		mg/L		0.7	5

QC Association Summary

Client: Southern Company
Project/Site: CCR - Plant Scherer - Cell 1

Job ID: 680-234485-1

HPLC/IC

Analysis Batch: 778393

Lab Sample ID	Client Sample ID	Prep Type	Matrix	Method	Prep Batch
680-234485-1	SCH-CELL1-FB-1	Total/NA	Water	300.0-1993 R2.1	
680-234485-2	SCH-CELL1-EB-1	Total/NA	Water	300.0-1993 R2.1	
MB 680-778393/44	Method Blank	Total/NA	Water	300.0-1993 R2.1	
LCS 680-778393/45	Lab Control Sample	Total/NA	Water	300.0-1993 R2.1	
LCSD 680-778393/46	Lab Control Sample Dup	Total/NA	Water	300.0-1993 R2.1	
752-6283-D-10 MS	Matrix Spike	Total/NA	Water	300.0-1993 R2.1	
752-6283-D-10 MSD	Matrix Spike Duplicate	Total/NA	Water	300.0-1993 R2.1	

Analysis Batch: 778663

Lab Sample ID	Client Sample ID	Prep Type	Matrix	Method	Prep Batch
680-234485-3	SCH-GWC-4	Total/NA	Water	300.0-1993 R2.1	
680-234485-6	SCH-GWC-10	Total/NA	Water	300.0-1993 R2.1	
680-234485-7	SCH-GWC-3	Total/NA	Water	300.0-1993 R2.1	
MB 680-778663/2	Method Blank	Total/NA	Water	300.0-1993 R2.1	
LCS 680-778663/4	Lab Control Sample	Total/NA	Water	300.0-1993 R2.1	
LCSD 680-778663/5	Lab Control Sample Dup	Total/NA	Water	300.0-1993 R2.1	
680-234485-3 MS	SCH-GWC-4	Total/NA	Water	300.0-1993 R2.1	
680-234485-3 MSD	SCH-GWC-4	Total/NA	Water	300.0-1993 R2.1	

Metals

Prep Batch: 777086

Lab Sample ID	Client Sample ID	Prep Type	Matrix	Method	Prep Batch
680-234485-4	SCH-GWC-7	Total Recoverable	Water	3005A	
680-234485-5	SCH-GWC-8A	Total Recoverable	Water	3005A	
MB 680-777086/1-A	Method Blank	Total Recoverable	Water	3005A	
LCS 680-777086/2-A	Lab Control Sample	Total Recoverable	Water	3005A	
680-234482-A-4-B MS	Matrix Spike	Total Recoverable	Water	3005A	
680-234482-A-4-C MSD	Matrix Spike Duplicate	Total Recoverable	Water	3005A	

Analysis Batch: 777326

Lab Sample ID	Client Sample ID	Prep Type	Matrix	Method	Prep Batch
680-234485-4	SCH-GWC-7	Total Recoverable	Water	6020B	777086
680-234485-5	SCH-GWC-8A	Total Recoverable	Water	6020B	777086
MB 680-777086/1-A	Method Blank	Total Recoverable	Water	6020B	777086
LCS 680-777086/2-A	Lab Control Sample	Total Recoverable	Water	6020B	777086
680-234482-A-4-B MS	Matrix Spike	Total Recoverable	Water	6020B	777086
680-234482-A-4-C MSD	Matrix Spike Duplicate	Total Recoverable	Water	6020B	777086

General Chemistry

Analysis Batch: 777447

Lab Sample ID	Client Sample ID	Prep Type	Matrix	Method	Prep Batch
680-234485-1	SCH-CELL1-FB-1	Total/NA	Water	2540C-2011	
680-234485-3	SCH-GWC-4	Total/NA	Water	2540C-2011	
MB 680-777447/1	Method Blank	Total/NA	Water	2540C-2011	
LCS 680-777447/2	Lab Control Sample	Total/NA	Water	2540C-2011	
LCSD 680-777447/3	Lab Control Sample Dup	Total/NA	Water	2540C-2011	
680-234485-3 DU	SCH-GWC-4	Total/NA	Water	2540C-2011	

Eurofins Savannah

QC Association Summary

Client: Southern Company
Project/Site: CCR - Plant Scherer - Cell 1

Job ID: 680-234485-1

Field Service / Mobile Lab

Analysis Batch: 777646

Lab Sample ID	Client Sample ID	Prep Type	Matrix	Method	Prep Batch
680-234485-3	SCH-GWC-4	Total/NA	Water	Field Sampling	
680-234485-4	SCH-GWC-7	Total/NA	Water	Field Sampling	
680-234485-5	SCH-GWC-8A	Total/NA	Water	Field Sampling	
680-234485-6	SCH-GWC-10	Total/NA	Water	Field Sampling	
680-234485-7	SCH-GWC-3	Total/NA	Water	Field Sampling	

1

2

3

4

5

6

7

8

9

10

11

12

Lab Chronicle

Client: Southern Company
Project/Site: CCR - Plant Scherer - Cell 1

Job ID: 680-234485-1

Client Sample ID: SCH-CELL1-FB-1

Lab Sample ID: 680-234485-1

Date Collected: 05/02/23 13:45

Matrix: Water

Date Received: 05/04/23 08:10

Prep Type	Batch Type	Batch Method	Run	Dil Factor	Initial Amount	Final Amount	Batch Number	Prepared or Analyzed	Analyst	Lab
Total/NA	Analysis	300.0-1993 R2.1 Instrument ID: CICK		1	5 mL	5 mL	778393	05/12/23 19:58	UI	EET SAV
Total/NA	Analysis	2540C-2011 Instrument ID: NOEQUIP		1	200 mL	200 mL	777447	05/08/23 09:36	AS	EET SAV

Client Sample ID: SCH-CELL1-EB-1

Lab Sample ID: 680-234485-2

Date Collected: 05/02/23 12:00

Matrix: Water

Date Received: 05/04/23 08:10

Prep Type	Batch Type	Batch Method	Run	Dil Factor	Initial Amount	Final Amount	Batch Number	Prepared or Analyzed	Analyst	Lab
Total/NA	Analysis	300.0-1993 R2.1 Instrument ID: CICK		1	5 mL	5 mL	778393	05/12/23 20:10	UI	EET SAV

Client Sample ID: SCH-GWC-4

Lab Sample ID: 680-234485-3

Date Collected: 05/02/23 13:35

Matrix: Water

Date Received: 05/04/23 08:10

Prep Type	Batch Type	Batch Method	Run	Dil Factor	Initial Amount	Final Amount	Batch Number	Prepared or Analyzed	Analyst	Lab
Total/NA	Analysis	300.0-1993 R2.1 Instrument ID: CICK		1	5 mL	5 mL	778663	05/15/23 12:29	OK	EET SAV
Total/NA	Analysis	2540C-2011 Instrument ID: NOEQUIP		1	50 mL	200 mL	777447	05/08/23 09:36	AS	EET SAV
Total/NA	Analysis	Field Sampling Instrument ID: NOEQUIP		1			777646	05/02/23 13:35	T1C	EET SAV

Client Sample ID: SCH-GWC-7

Lab Sample ID: 680-234485-4

Date Collected: 05/02/23 14:55

Matrix: Water

Date Received: 05/04/23 08:10

Prep Type	Batch Type	Batch Method	Run	Dil Factor	Initial Amount	Final Amount	Batch Number	Prepared or Analyzed	Analyst	Lab
Total Recoverable	Prep	3005A			25 mL	125 mL	777086	05/05/23 05:46	RR	EET SAV
Total Recoverable	Analysis	6020B Instrument ID: ICPMSC		1			777326	05/05/23 19:25	BWR	EET SAV
Total/NA	Analysis	Field Sampling Instrument ID: NOEQUIP		1			777646	05/02/23 14:55	T1C	EET SAV

Client Sample ID: SCH-GWC-8A

Lab Sample ID: 680-234485-5

Date Collected: 05/02/23 16:06

Matrix: Water

Date Received: 05/04/23 08:10

Prep Type	Batch Type	Batch Method	Run	Dil Factor	Initial Amount	Final Amount	Batch Number	Prepared or Analyzed	Analyst	Lab
Total Recoverable	Prep	3005A			25 mL	125 mL	777086	05/05/23 05:46	RR	EET SAV
Total Recoverable	Analysis	6020B Instrument ID: ICPMSC		1			777326	05/05/23 19:16	BWR	EET SAV
Total/NA	Analysis	Field Sampling Instrument ID: NOEQUIP		1			777646	05/02/23 16:06	T1C	EET SAV

Eurofins Savannah

Lab Chronicle

Client: Southern Company
 Project/Site: CCR - Plant Scherer - Cell 1

Job ID: 680-234485-1

Client Sample ID: SCH-GWC-10

Lab Sample ID: 680-234485-6

Date Collected: 05/02/23 16:00

Matrix: Water

Date Received: 05/04/23 08:10

Prep Type	Batch Type	Batch Method	Run	Dil Factor	Initial Amount	Final Amount	Batch Number	Prepared or Analyzed	Analyst	Lab
Total/NA	Analysis	300.0-1993 R2.1		1	5 mL	5 mL	778663	05/15/23 13:07	OK	EET SAV
Instrument ID: CICK										
Total/NA	Analysis	Field Sampling		1			777646	05/02/23 16:00	T1C	EET SAV
Instrument ID: NOEQUIP										

Client Sample ID: SCH-GWC-3

Lab Sample ID: 680-234485-7

Date Collected: 05/02/23 11:50

Matrix: Water

Date Received: 05/04/23 08:10

Prep Type	Batch Type	Batch Method	Run	Dil Factor	Initial Amount	Final Amount	Batch Number	Prepared or Analyzed	Analyst	Lab
Total/NA	Analysis	300.0-1993 R2.1		1	5 mL	5 mL	778663	05/15/23 13:19	OK	EET SAV
Instrument ID: CICK										
Total/NA	Analysis	Field Sampling		1			777646	05/02/23 11:50	T1C	EET SAV
Instrument ID: NOEQUIP										

Laboratory References:

EET SAV = Eurofins Savannah, 5102 LaRoche Avenue, Savannah, GA 31404, TEL (912)354-7858

Accreditation/Certification Summary

Client: Southern Company
 Project/Site: CCR - Plant Scherer - Cell 1

Job ID: 680-234485-1

Laboratory: Eurofins Savannah

All accreditations/certifications held by this laboratory are listed. Not all accreditations/certifications are applicable to this report.

Authority	Program	Identification Number	Expiration Date
	AFCEE	SAVLAB	
Alabama	State	41450	06-30-23
ANAB	Dept. of Defense ELAP	L2463	09-22-24
Arkansas DEQ	State	19-015-0	02-01-24
California	State	2939	06-30-23
Florida	NELAP	E87052	06-30-23
Georgia	State	E87052	06-30-23
Georgia (DW)	State	803	06-30-23
Guam	State	19-007R	04-17-24
Hawaii	State	<cert No.>	06-30-23
Illinois	NELAP	200022	11-30-23
Indiana	State	C-GA-02	06-30-23
Iowa	State	353	07-01-23
Kentucky (UST)	State	NA	06-30-23
Louisiana	NELAP	30690	06-30-23
Louisiana (All)	NELAP	30690	06-30-23
Louisiana (DW)	State	LA009	12-31-23
Maine	State	GA00006	09-25-24
Maryland	State	250	12-31-23
Massachusetts	State	M-GA006	06-30-23
Michigan	State	9925	06-30-23
Mississippi	State	<cert No.>	06-30-23
Nebraska	State	NE-OS-7-04	06-30-23
New Jersey	NELAP	GA769	06-30-23
New Mexico	State	GA00006	06-30-23
North Carolina (DW)	State	13701	07-31-23
North Carolina (WW/SW)	State	269	12-31-23
Pennsylvania	NELAP	68-00474	06-30-23
Puerto Rico	State	GA00006	01-01-24
South Carolina	State	98001	06-30-23
Tennessee	State	TN02961	06-30-23
Texas	NELAP	T1047004185-19-14	11-30-23
Texas	TCEQ Water Supply	T104704185	06-30-23
USDA	US Federal Programs	P330-18-00313	09-03-24
Virginia	NELAP	460161	06-14-23
Wyoming	State	8TMS-L	06-30-23

Method Summary

Client: Southern Company
Project/Site: CCR - Plant Scherer - Cell 1

Job ID: 680-234485-1

Method	Method Description	Protocol	Laboratory
300.0-1993 R2.1	Anions, Ion Chromatography	MCAWW	EET SAV
6020B	Metals (ICP/MS)	SW846	EET SAV
2540C-2011	Total Dissolved Solids (Dried at 180 °C)	SM	EET SAV
Field Sampling	Field Sampling	EPA	EET SAV
3005A	Preparation, Total Recoverable or Dissolved Metals	SW846	EET SAV

Protocol References:

EPA = US Environmental Protection Agency

MCAWW = "Methods For Chemical Analysis Of Water And Wastes", EPA-600/4-79-020, March 1983 And Subsequent Revisions.

SM = "Standard Methods For The Examination Of Water And Wastewater"

SW846 = "Test Methods For Evaluating Solid Waste, Physical/Chemical Methods", Third Edition, November 1986 And Its Updates.

Laboratory References:

EET SAV = Eurofins Savannah, 5102 LaRoche Avenue, Savannah, GA 31404, TEL (912)354-7858

Eurofins Savannah

5102 LaRoche Avenue
Savannah, GA 31404
Phone (912) 354-7858 Phone (912) 352-0165

Chain of Custody Record

244-ATLAN Eurofins Environment Testing

Client Information		Sampler: <i>K. Minkara</i>		Lab PM: Fuller, David		Carrier Tracking No(s):		COC No																																																																																													
Client Contact: Joju Abraham		Phone: <i>770-880-3117</i>		E-Mail: David Fuller@et.eurofinsus.com		State of Origin: GA		Page: Page 1 of 1																																																																																													
Company: Southern Company		PWSID		Analysis Requested						Job #:																																																																																											
Address: 241 Ralph McGill Blvd SE B10185		Due Date Requested		<table border="1"> <tr> <td>Field Filtered Sample (Yes or No)</td> <td>Perform MS/MSD (Yes or No)</td> <td>300_ORGFM_28D - Chloride and Sulfate</td> <td>6020B - Nickel & Zinc</td> <td>2540C - Solids, Total Dissolved (TDS)</td> <td>300_ORGFM_28D - Chloride</td> <td>6020B - Zinc</td> <td>6020B - Nickel</td> <td>300_ORGFM_28D - Sulfate</td> </tr> <tr> <td></td> <td></td> <td></td> <td></td> <td></td> <td></td> <td></td> <td></td> <td></td> </tr> <tr> <td></td> <td></td> <td></td> <td></td> <td></td> <td></td> <td></td> <td></td> <td></td> </tr> <tr> <td></td> <td></td> <td></td> <td></td> <td></td> <td></td> <td></td> <td></td> <td></td> </tr> <tr> <td></td> <td></td> <td></td> <td></td> <td></td> <td></td> <td></td> <td></td> <td></td> </tr> </table>						Field Filtered Sample (Yes or No)	Perform MS/MSD (Yes or No)	300_ORGFM_28D - Chloride and Sulfate	6020B - Nickel & Zinc	2540C - Solids, Total Dissolved (TDS)	300_ORGFM_28D - Chloride	6020B - Zinc	6020B - Nickel	300_ORGFM_28D - Sulfate																																					Preservation Codes: A - HCL M Hexane B NaOH N None C - Zn Acetate O AsNaO2 D - Nitric Acid P Na2O4S E - NaHSO4 Q Na2SO3 F MeOH R Na2S2O3 G Amchlor S - H2SO4 H Ascorbic Acid T TSP Dodecahydrate I Ice U Acetone J DI Water V MCAA K EDTA W - pH 4-5 L EDA Y Trizma Z other (specify)																																														
Field Filtered Sample (Yes or No)	Perform MS/MSD (Yes or No)	300_ORGFM_28D - Chloride and Sulfate	6020B - Nickel & Zinc							2540C - Solids, Total Dissolved (TDS)	300_ORGFM_28D - Chloride	6020B - Zinc	6020B - Nickel	300_ORGFM_28D - Sulfate																																																																																							
City: Atlanta		TAT Requested (days)		<table border="1"> <tr> <td>Sample Identification</td> <td>Sample Date</td> <td>Sample Time</td> <td>Sample Type (C=comp, G=grab)</td> <td>Matrix (W=water, S=solid, O=waste/oil, BT=Tissue, A=Air)</td> <td>Field Filtered Sample (Yes or No)</td> <td>Perform MS/MSD (Yes or No)</td> <td>300_ORGFM_28D - Chloride and Sulfate</td> <td>6020B - Nickel & Zinc</td> <td>2540C - Solids, Total Dissolved (TDS)</td> <td>300_ORGFM_28D - Chloride</td> <td>6020B - Zinc</td> <td>6020B - Nickel</td> <td>300_ORGFM_28D - Sulfate</td> <td>Total Number of Containers</td> </tr> <tr> <td></td> <td></td> <td></td> <td></td> <td></td> <td></td> <td></td> <td></td> <td></td> <td></td> <td></td> <td></td> <td></td> <td></td> <td></td> </tr> <tr> <td>SCH-CELL1-FB-1</td> <td>5-2-23</td> <td>1345</td> <td>G</td> <td>W</td> <td></td> <td></td> <td></td> <td></td> <td>XX</td> <td></td> <td></td> <td></td> <td></td> <td>2</td> </tr> <tr> <td>SCH-CELL1-EB-1</td> <td>5-2-23</td> <td>1200</td> <td>G</td> <td>W</td> <td></td> <td></td> <td></td> <td></td> <td></td> <td></td> <td></td> <td></td> <td>X</td> <td>1</td> </tr> </table>						Sample Identification	Sample Date	Sample Time	Sample Type (C=comp, G=grab)	Matrix (W=water, S=solid, O=waste/oil, BT=Tissue, A=Air)	Field Filtered Sample (Yes or No)	Perform MS/MSD (Yes or No)	300_ORGFM_28D - Chloride and Sulfate	6020B - Nickel & Zinc	2540C - Solids, Total Dissolved (TDS)	300_ORGFM_28D - Chloride	6020B - Zinc	6020B - Nickel	300_ORGFM_28D - Sulfate	Total Number of Containers																SCH-CELL1-FB-1	5-2-23	1345	G	W					XX					2	SCH-CELL1-EB-1	5-2-23	1200	G	W									X	1	Task Code: SCH-CCR-ASSMT-2023S1 R																															
Sample Identification	Sample Date	Sample Time	Sample Type (C=comp, G=grab)							Matrix (W=water, S=solid, O=waste/oil, BT=Tissue, A=Air)	Field Filtered Sample (Yes or No)	Perform MS/MSD (Yes or No)	300_ORGFM_28D - Chloride and Sulfate	6020B - Nickel & Zinc	2540C - Solids, Total Dissolved (TDS)	300_ORGFM_28D - Chloride	6020B - Zinc	6020B - Nickel	300_ORGFM_28D - Sulfate	Total Number of Containers																																																																																	
SCH-CELL1-FB-1	5-2-23	1345	G							W					XX					2																																																																																	
SCH-CELL1-EB-1	5-2-23	1200	G	W									X	1																																																																																							
State Zip: GA, 30308		Compliance Project. Δ Yes Δ No		<table border="1"> <tr> <td>Lab Project # (DO NOT REMOVE)</td> <td>PO # (DO NOT REMOVE)</td> <td>Project #</td> <td>SSOW#</td> </tr> <tr> <td>68027798</td> <td>GPC82130-0006 / PO Line #3 & #4</td> <td></td> <td></td> </tr> <tr> <td></td> <td></td> <td></td> <td></td> </tr> </table>						Lab Project # (DO NOT REMOVE)	PO # (DO NOT REMOVE)	Project #	SSOW#	68027798	GPC82130-0006 / PO Line #3 & #4							Special Instructions/Notes:																																																																															
Lab Project # (DO NOT REMOVE)	PO # (DO NOT REMOVE)	Project #	SSOW#																																																																																																		
68027798	GPC82130-0006 / PO Line #3 & #4																																																																																																				
Phone		Lab Project # (DO NOT REMOVE)		<table border="1"> <tr> <td>PO # (DO NOT REMOVE)</td> <td>Project #</td> <td>SSOW#</td> </tr> <tr> <td>GPC82130-0006 / PO Line #3 & #4</td> <td></td> <td></td> </tr> </table>						PO # (DO NOT REMOVE)	Project #	SSOW#	GPC82130-0006 / PO Line #3 & #4			Other:																																																																																					
PO # (DO NOT REMOVE)	Project #	SSOW#																																																																																																			
GPC82130-0006 / PO Line #3 & #4																																																																																																					
Email: JAbraham@southernco.com		PO # (DO NOT REMOVE)		<table border="1"> <tr> <td>Project Name</td> <td>Project #</td> <td>SSOW#</td> </tr> <tr> <td>CCR - Plant Scherer</td> <td></td> <td></td> </tr> </table>						Project Name	Project #	SSOW#	CCR - Plant Scherer			Task Code: SCH-CCR-ASSMT-2023S1 R																																																																																					
Project Name	Project #	SSOW#																																																																																																			
CCR - Plant Scherer																																																																																																					
Project Name: CCR - Plant Scherer		Project #		<table border="1"> <tr> <td>Site: <i>Cell 1</i></td> <td>SSOW#</td> </tr> <tr> <td></td> <td></td> </tr> </table>						Site: <i>Cell 1</i>	SSOW#			Special Instructions/Notes:																																																																																							
Site: <i>Cell 1</i>	SSOW#																																																																																																				
Site: <i>Cell 1</i>		SSOW#		<table border="1"> <tr> <td>SCH-GWC-50 <i>KM</i></td> <td></td> <td></td> <td></td> <td></td> <td></td> <td></td> <td></td> <td></td> <td></td> <td></td> <td></td> <td></td> <td></td> <td></td> </tr> <tr> <td>SCH-GWC-4</td> <td>5-2-23</td> <td>1335</td> <td>G</td> <td>W</td> <td></td> <td></td> <td></td> <td></td> <td>XX</td> <td></td> <td></td> <td></td> <td></td> <td>2</td> </tr> <tr> <td>SCH-GWC-7</td> <td>5-2-23</td> <td>1455</td> <td>G</td> <td>W</td> <td></td> <td></td> <td></td> <td></td> <td></td> <td></td> <td></td> <td>X</td> <td></td> <td>1</td> </tr> <tr> <td>SCH-GWC-8A</td> <td>5-2-23</td> <td>1606</td> <td>G</td> <td>W</td> <td></td> <td></td> <td></td> <td></td> <td></td> <td></td> <td></td> <td>X</td> <td></td> <td>1</td> </tr> <tr> <td>SCH-GWC-10</td> <td>5-2-27</td> <td>1600</td> <td>G</td> <td>W</td> <td></td> <td></td> <td></td> <td></td> <td></td> <td></td> <td></td> <td>X</td> <td></td> <td>1</td> </tr> <tr> <td>SCH-GWC-3</td> <td>5-2-23</td> <td>1150</td> <td>G</td> <td>W</td> <td></td> <td></td> <td></td> <td></td> <td></td> <td></td> <td></td> <td>X</td> <td></td> <td>1</td> </tr> </table>						SCH-GWC-50 <i>KM</i>															SCH-GWC-4	5-2-23	1335	G	W					XX					2	SCH-GWC-7	5-2-23	1455	G	W								X		1	SCH-GWC-8A	5-2-23	1606	G	W								X		1	SCH-GWC-10	5-2-27	1600	G	W								X		1	SCH-GWC-3	5-2-23	1150	G	W								X		1	Special Instructions/Notes: pH: 6.18, 6.13, 6.38, 6.23, 6.30, 6.27	
SCH-GWC-50 <i>KM</i>																																																																																																					
SCH-GWC-4	5-2-23	1335	G	W					XX					2																																																																																							
SCH-GWC-7	5-2-23	1455	G	W								X		1																																																																																							
SCH-GWC-8A	5-2-23	1606	G	W								X		1																																																																																							
SCH-GWC-10	5-2-27	1600	G	W								X		1																																																																																							
SCH-GWC-3	5-2-23	1150	G	W								X		1																																																																																							
Possible Hazard Identification		Sample Disposal (A fee may be assessed if samples are retained longer than 1 month)		<table border="1"> <tr> <td><input type="checkbox"/> Non-Hazard</td> <td><input type="checkbox"/> Flammable</td> <td><input type="checkbox"/> Skin Irritant</td> <td><input type="checkbox"/> Poison B</td> <td><input type="checkbox"/> Unknown</td> <td><input type="checkbox"/> Radiological</td> <td><input type="checkbox"/> Return To Client</td> <td><input type="checkbox"/> Disposal By Lab</td> <td><input type="checkbox"/> Archive For</td> <td>Months</td> </tr> <tr> <td colspan="10">Deliverable Requested I, II, III, IV, Other (specify)</td> </tr> </table>						<input type="checkbox"/> Non-Hazard	<input type="checkbox"/> Flammable	<input type="checkbox"/> Skin Irritant	<input type="checkbox"/> Poison B	<input type="checkbox"/> Unknown	<input type="checkbox"/> Radiological	<input type="checkbox"/> Return To Client	<input type="checkbox"/> Disposal By Lab	<input type="checkbox"/> Archive For	Months	Deliverable Requested I, II, III, IV, Other (specify)										Special Instructions/Notes:																																																																							
<input type="checkbox"/> Non-Hazard	<input type="checkbox"/> Flammable	<input type="checkbox"/> Skin Irritant	<input type="checkbox"/> Poison B							<input type="checkbox"/> Unknown	<input type="checkbox"/> Radiological	<input type="checkbox"/> Return To Client	<input type="checkbox"/> Disposal By Lab	<input type="checkbox"/> Archive For	Months																																																																																						
Deliverable Requested I, II, III, IV, Other (specify)																																																																																																					
Empty Kit Relinquished by		Date		Time		Method of Shipment:																																																																																															
Relinquished by: <i>K. Minkara</i>		Date/Time: 5-3-23/1200		Company: WSP		Received by: <i>C. Minkara</i>		Date/Time: 5/4/23 8:10		Company:																																																																																											
Relinquished by:		Date/Time:		Company:		Received by:		Date/Time:		Company:																																																																																											
Relinquished by:		Date/Time:		Company:		Received by:		Date/Time:		Company:																																																																																											
Custody Seals Intact: Δ Yes Δ No		Custody Seal No		Cooler Temperature(s) °C and Other Remarks: 5.2/5.0																																																																																																	

Login Sample Receipt Checklist

Client: Southern Company

Job Number: 680-234485-1

Login Number: 234485

List Source: Eurofins Savannah

List Number: 1

Creator: Munro, Caroline

Question	Answer	Comment
Radioactivity wasn't checked or is </= background as measured by a survey meter.	N/A	
The cooler's custody seal, if present, is intact.	True	
Sample custody seals, if present, are intact.	True	
The cooler or samples do not appear to have been compromised or tampered with.	True	
Samples were received on ice.	True	
Cooler Temperature is acceptable.	True	
Cooler Temperature is recorded.	True	
COC is present.	True	
COC is filled out in ink and legible.	True	
COC is filled out with all pertinent information.	True	
Is the Field Sampler's name present on COC?	True	
There are no discrepancies between the containers received and the COC.	True	
Samples are received within Holding Time (excluding tests with immediate HTs)	True	
Sample containers have legible labels.	True	
Containers are not broken or leaking.	True	
Sample collection date/times are provided.	True	
Appropriate sample containers are used.	True	
Sample bottles are completely filled.	True	
Sample Preservation Verified.	N/A	
There is sufficient vol. for all requested analyses, incl. any requested MS/MSDs	True	
Containers requiring zero headspace have no headspace or bubble is <6mm (1/4").	N/A	
Multiphasic samples are not present.	True	
Samples do not require splitting or compositing.	True	
Residual Chlorine Checked.	N/A	



ANALYTICAL REPORT

PREPARED FOR

Attn: Joju Abraham
Southern Company
241 Ralph McGill Blvd SE
B10185
Atlanta, Georgia 30308

Generated 5/16/2023 6:12:25 PM

JOB DESCRIPTION

CCR - Plant Scherer - PAC Ash

JOB NUMBER

680-234486-1

Eurofins Savannah

Job Notes

This report may not be reproduced except in full, and with written approval from the laboratory. The results relate only to the samples tested. For questions please contact the Project Manager at the e-mail address or telephone number listed on this page.

The test results in this report relate only to the samples as received by the laboratory and will meet all requirements of the methodology, with any exceptions noted. This report shall not be reproduced except in full, without the express written approval of the laboratory. All questions should be directed to the Eurofins Environment Testing Southeast, LLC Project Manager.

Authorization



Authorized for release by
David Fuller, Project Manager
David.Fuller@et.eurofinsus.com
(770)344-8986

Generated
5/16/2023 6:12:25 PM

Definitions/Glossary

Client: Southern Company
Project/Site: CCR - Plant Scherer - PAC Ash

Job ID: 680-234486-1

Glossary

Abbreviation	These commonly used abbreviations may or may not be present in this report.
α	Listed under the "D" column to designate that the result is reported on a dry weight basis
%R	Percent Recovery
CFL	Contains Free Liquid
CFU	Colony Forming Unit
CNF	Contains No Free Liquid
DER	Duplicate Error Ratio (normalized absolute difference)
Dil Fac	Dilution Factor
DL	Detection Limit (DoD/DOE)
DL, RA, RE, IN	Indicates a Dilution, Re-analysis, Re-extraction, or additional Initial metals/anion analysis of the sample
DLC	Decision Level Concentration (Radiochemistry)
EDL	Estimated Detection Limit (Dioxin)
LOD	Limit of Detection (DoD/DOE)
LOQ	Limit of Quantitation (DoD/DOE)
MCL	EPA recommended "Maximum Contaminant Level"
MDA	Minimum Detectable Activity (Radiochemistry)
MDC	Minimum Detectable Concentration (Radiochemistry)
MDL	Method Detection Limit
ML	Minimum Level (Dioxin)
MPN	Most Probable Number
MQL	Method Quantitation Limit
NC	Not Calculated
ND	Not Detected at the reporting limit (or MDL or EDL if shown)
NEG	Negative / Absent
POS	Positive / Present
PQL	Practical Quantitation Limit
PRES	Presumptive
QC	Quality Control
RER	Relative Error Ratio (Radiochemistry)
RL	Reporting Limit or Requested Limit (Radiochemistry)
RPD	Relative Percent Difference, a measure of the relative difference between two points
TEF	Toxicity Equivalent Factor (Dioxin)
TEQ	Toxicity Equivalent Quotient (Dioxin)
TNTC	Too Numerous To Count

Sample Summary

Client: Southern Company
Project/Site: CCR - Plant Scherer - PAC Ash

Job ID: 680-234486-1

Lab Sample ID	Client Sample ID	Matrix	Collected	Received
680-234486-1	SCH-PAC-FD-1	Water	05/02/23 00:00	05/04/23 08:10
680-234486-2	SCH-GWC-50	Water	05/02/23 15:00	05/04/23 08:10

1

2

3

4

5

6

7

8

9

10

11

12

Case Narrative

Client: Southern Company
Project/Site: CCR - Plant Scherer - PAC Ash

Job ID: 680-234486-1

Job ID: 680-234486-1

Laboratory: Eurofins Savannah

Narrative

**Job Narrative
680-234486-1**

Receipt

The samples were received on 5/4/2023 8:10 AM. Unless otherwise noted below, the samples arrived in good condition, and, where required, properly preserved and on ice. The temperature of the cooler at receipt time was 5.0°C

HPLC/IC

No additional analytical or quality issues were noted, other than those described above or in the Definitions/ Glossary page.

Metals

No additional analytical or quality issues were noted, other than those described above or in the Definitions/ Glossary page.

1

2

3

4

5

6

7

8

9

10

11

12

Client Sample Results

Client: Southern Company
 Project/Site: CCR - Plant Scherer - PAC Ash

Job ID: 680-234486-1

Client Sample ID: SCH-PAC-FD-1

Lab Sample ID: 680-234486-1

Date Collected: 05/02/23 00:00

Matrix: Water

Date Received: 05/04/23 08:10

Method: MCAWW 300.0-1993 R2.1 - Anions, Ion Chromatography

Analyte	Result	Qualifier	RL	MDL	Unit	D	Prepared	Analyzed	Dil Fac
Chloride	1.7		1.0	0.20	mg/L			05/15/23 13:32	1

Method: SW846 6020B - Metals (ICP/MS) - Total Recoverable

Analyte	Result	Qualifier	RL	MDL	Unit	D	Prepared	Analyzed	Dil Fac
Zinc	<0.0028		0.015	0.0028	mg/L		05/05/23 05:46	05/05/23 18:52	1

Client Sample ID: SCH-GWC-50

Lab Sample ID: 680-234486-2

Date Collected: 05/02/23 15:00

Matrix: Water

Date Received: 05/04/23 08:10

Method: MCAWW 300.0-1993 R2.1 - Anions, Ion Chromatography

Analyte	Result	Qualifier	RL	MDL	Unit	D	Prepared	Analyzed	Dil Fac
Chloride	1.7		1.0	0.20	mg/L			05/15/23 13:45	1

Method: SW846 6020B - Metals (ICP/MS) - Total Recoverable

Analyte	Result	Qualifier	RL	MDL	Unit	D	Prepared	Analyzed	Dil Fac
Zinc	<0.0028		0.015	0.0028	mg/L		05/05/23 05:17	05/05/23 21:43	1

Method: EPA Field Sampling - Field Sampling

Analyte	Result	Qualifier	RL	MDL	Unit	D	Prepared	Analyzed	Dil Fac
Field pH	5.82				SU			05/02/23 00:00	1

QC Sample Results

Client: Southern Company
 Project/Site: CCR - Plant Scherer - PAC Ash

Job ID: 680-234486-1

Method: 300.0-1993 R2.1 - Anions, Ion Chromatography

Lab Sample ID: MB 680-778663/2
 Matrix: Water
 Analysis Batch: 778663

Client Sample ID: Method Blank
 Prep Type: Total/NA

Analyte	MB Result	MB Qualifier	RL	MDL	Unit	D	Prepared	Analyzed	Dil Fac
Chloride	<0.20		1.0	0.20	mg/L			05/15/23 11:22	1

Lab Sample ID: LCS 680-778663/4
 Matrix: Water
 Analysis Batch: 778663

Client Sample ID: Lab Control Sample
 Prep Type: Total/NA

Analyte	Spike Added	LCS Result	LCS Qualifier	Unit	D	%Rec	%Rec Limits
Chloride	10.0	10.0		mg/L		100	90 - 110

Lab Sample ID: LCSD 680-778663/5
 Matrix: Water
 Analysis Batch: 778663

Client Sample ID: Lab Control Sample Dup
 Prep Type: Total/NA

Analyte	Spike Added	LCSD Result	LCSD Qualifier	Unit	D	%Rec	%Rec Limits	RPD	RPD Limit
Chloride	10.0	9.99		mg/L		100	90 - 110	0	15

Lab Sample ID: 680-234485-B-3 MS
 Matrix: Water
 Analysis Batch: 778663

Client Sample ID: Matrix Spike
 Prep Type: Total/NA

Analyte	Sample Result	Sample Qualifier	Spike Added	MS Result	MS Qualifier	Unit	D	%Rec	%Rec Limits
Chloride	24		10.0	34.6		mg/L		104	80 - 120

Lab Sample ID: 680-234485-B-3 MSD
 Matrix: Water
 Analysis Batch: 778663

Client Sample ID: Matrix Spike Duplicate
 Prep Type: Total/NA

Analyte	Sample Result	Sample Qualifier	Spike Added	MSD Result	MSD Qualifier	Unit	D	%Rec	%Rec Limits	RPD	RPD Limit
Chloride	24		10.0	34.1		mg/L		99	80 - 120	1	15

Method: 6020B - Metals (ICP/MS)

Lab Sample ID: MB 680-777085/1-A
 Matrix: Water
 Analysis Batch: 777326

Client Sample ID: Method Blank
 Prep Type: Total Recoverable
 Prep Batch: 777085

Analyte	MB Result	MB Qualifier	RL	MDL	Unit	D	Prepared	Analyzed	Dil Fac
Zinc	<0.0028		0.015	0.0028	mg/L		05/05/23 05:17	05/05/23 19:53	1

Lab Sample ID: LCS 680-777085/2-A
 Matrix: Water
 Analysis Batch: 777326

Client Sample ID: Lab Control Sample
 Prep Type: Total Recoverable
 Prep Batch: 777085

Analyte	Spike Added	LCS Result	LCS Qualifier	Unit	D	%Rec	%Rec Limits
Zinc	0.100	0.0991		mg/L		99	80 - 120

Eurofins Savannah

QC Sample Results

Client: Southern Company
 Project/Site: CCR - Plant Scherer - PAC Ash

Job ID: 680-234486-1

Method: 6020B - Metals (ICP/MS) (Continued)

Lab Sample ID: 680-234482-A-17-B MS
Matrix: Water
Analysis Batch: 777326

Client Sample ID: Matrix Spike
Prep Type: Total Recoverable
Prep Batch: 777085

Analyte	Sample Result	Sample Qualifier	Spike Added	MS Result	MS Qualifier	Unit	D	%Rec	%Rec Limits
Zinc	0.0038	J	0.100	0.109		mg/L		105	75 - 125

Lab Sample ID: 680-234482-A-17-C MSD
Matrix: Water
Analysis Batch: 777326

Client Sample ID: Matrix Spike Duplicate
Prep Type: Total Recoverable
Prep Batch: 777085

Analyte	Sample Result	Sample Qualifier	Spike Added	MSD Result	MSD Qualifier	Unit	D	%Rec	%Rec Limits	RPD	RPD Limit
Zinc	0.0038	J	0.100	0.105		mg/L		101	75 - 125	4	20

Lab Sample ID: MB 680-777086/1-A
Matrix: Water
Analysis Batch: 777326

Client Sample ID: Method Blank
Prep Type: Total Recoverable
Prep Batch: 777086

Analyte	MB Result	MB Qualifier	RL	MDL	Unit	D	Prepared	Analyzed	Dil Fac
Zinc	<0.0028		0.015	0.0028	mg/L		05/05/23 05:46	05/05/23 18:19	1

Lab Sample ID: LCS 680-777086/2-A
Matrix: Water
Analysis Batch: 777326

Client Sample ID: Lab Control Sample
Prep Type: Total Recoverable
Prep Batch: 777086

Analyte	Spike Added	LCS Result	LCS Qualifier	Unit	D	%Rec	%Rec Limits
Zinc	0.100	0.0984		mg/L		98	80 - 120

Lab Sample ID: 680-234482-A-4-B MS
Matrix: Water
Analysis Batch: 777326

Client Sample ID: Matrix Spike
Prep Type: Total Recoverable
Prep Batch: 777086

Analyte	Sample Result	Sample Qualifier	Spike Added	MS Result	MS Qualifier	Unit	D	%Rec	%Rec Limits
Zinc	0.0043	J	0.100	0.104		mg/L		100	75 - 125

Lab Sample ID: 680-234482-A-4-C MSD
Matrix: Water
Analysis Batch: 777326

Client Sample ID: Matrix Spike Duplicate
Prep Type: Total Recoverable
Prep Batch: 777086

Analyte	Sample Result	Sample Qualifier	Spike Added	MSD Result	MSD Qualifier	Unit	D	%Rec	%Rec Limits	RPD	RPD Limit
Zinc	0.0043	J	0.100	0.104		mg/L		100	75 - 125	0	20

QC Association Summary

Client: Southern Company
Project/Site: CCR - Plant Scherer - PAC Ash

Job ID: 680-234486-1

HPLC/IC

Analysis Batch: 778663

Lab Sample ID	Client Sample ID	Prep Type	Matrix	Method	Prep Batch
680-234486-1	SCH-PAC-FD-1	Total/NA	Water	300.0-1993 R2.1	
680-234486-2	SCH-GWC-50	Total/NA	Water	300.0-1993 R2.1	
MB 680-778663/2	Method Blank	Total/NA	Water	300.0-1993 R2.1	
LCS 680-778663/4	Lab Control Sample	Total/NA	Water	300.0-1993 R2.1	
LCSD 680-778663/5	Lab Control Sample Dup	Total/NA	Water	300.0-1993 R2.1	
680-234485-B-3 MS	Matrix Spike	Total/NA	Water	300.0-1993 R2.1	
680-234485-B-3 MSD	Matrix Spike Duplicate	Total/NA	Water	300.0-1993 R2.1	

Metals

Prep Batch: 777085

Lab Sample ID	Client Sample ID	Prep Type	Matrix	Method	Prep Batch
680-234486-2	SCH-GWC-50	Total Recoverable	Water	3005A	
MB 680-777085/1-A	Method Blank	Total Recoverable	Water	3005A	
LCS 680-777085/2-A	Lab Control Sample	Total Recoverable	Water	3005A	
680-234482-A-17-B MS	Matrix Spike	Total Recoverable	Water	3005A	
680-234482-A-17-C MSD	Matrix Spike Duplicate	Total Recoverable	Water	3005A	

Prep Batch: 777086

Lab Sample ID	Client Sample ID	Prep Type	Matrix	Method	Prep Batch
680-234486-1	SCH-PAC-FD-1	Total Recoverable	Water	3005A	
MB 680-777086/1-A	Method Blank	Total Recoverable	Water	3005A	
LCS 680-777086/2-A	Lab Control Sample	Total Recoverable	Water	3005A	
680-234482-A-4-B MS	Matrix Spike	Total Recoverable	Water	3005A	
680-234482-A-4-C MSD	Matrix Spike Duplicate	Total Recoverable	Water	3005A	

Analysis Batch: 777326

Lab Sample ID	Client Sample ID	Prep Type	Matrix	Method	Prep Batch
680-234486-1	SCH-PAC-FD-1	Total Recoverable	Water	6020B	777086
680-234486-2	SCH-GWC-50	Total Recoverable	Water	6020B	777085
MB 680-777085/1-A	Method Blank	Total Recoverable	Water	6020B	777085
MB 680-777086/1-A	Method Blank	Total Recoverable	Water	6020B	777086
LCS 680-777085/2-A	Lab Control Sample	Total Recoverable	Water	6020B	777085
LCS 680-777086/2-A	Lab Control Sample	Total Recoverable	Water	6020B	777086
680-234482-A-4-B MS	Matrix Spike	Total Recoverable	Water	6020B	777086
680-234482-A-4-C MSD	Matrix Spike Duplicate	Total Recoverable	Water	6020B	777086
680-234482-A-17-B MS	Matrix Spike	Total Recoverable	Water	6020B	777085
680-234482-A-17-C MSD	Matrix Spike Duplicate	Total Recoverable	Water	6020B	777085

Field Service / Mobile Lab

Analysis Batch: 777646

Lab Sample ID	Client Sample ID	Prep Type	Matrix	Method	Prep Batch
680-234486-2	SCH-GWC-50	Total/NA	Water	Field Sampling	

Eurofins Savannah

Lab Chronicle

Client: Southern Company
 Project/Site: CCR - Plant Scherer - PAC Ash

Job ID: 680-234486-1

Client Sample ID: SCH-PAC-FD-1

Lab Sample ID: 680-234486-1

Date Collected: 05/02/23 00:00

Matrix: Water

Date Received: 05/04/23 08:10

Prep Type	Batch Type	Batch Method	Run	Dil Factor	Initial Amount	Final Amount	Batch Number	Prepared or Analyzed	Analyst	Lab
Total/NA	Analysis	300.0-1993 R2.1		1	5 mL	5 mL	778663	05/15/23 13:32	OK	EET SAV
Instrument ID: CICK										
Total Recoverable	Prep	3005A			25 mL	125 mL	777086	05/05/23 05:46	RR	EET SAV
Total Recoverable	Analysis	6020B		1			777326	05/05/23 18:52	BWR	EET SAV
Instrument ID: ICPMSC										

Client Sample ID: SCH-GWC-50

Lab Sample ID: 680-234486-2

Date Collected: 05/02/23 15:00

Matrix: Water

Date Received: 05/04/23 08:10

Prep Type	Batch Type	Batch Method	Run	Dil Factor	Initial Amount	Final Amount	Batch Number	Prepared or Analyzed	Analyst	Lab
Total/NA	Analysis	300.0-1993 R2.1		1	5 mL	5 mL	778663	05/15/23 13:45	OK	EET SAV
Instrument ID: CICK										
Total Recoverable	Prep	3005A			25 mL	125 mL	777085	05/05/23 05:17	RR	EET SAV
Total Recoverable	Analysis	6020B		1			777326	05/05/23 21:43	BWR	EET SAV
Instrument ID: ICPMSC										
Total/NA	Analysis	Field Sampling		1			777646	05/02/23 00:00	T1C	EET SAV
Instrument ID: NOEQUIP										

Laboratory References:

EET SAV = Eurofins Savannah, 5102 LaRoche Avenue, Savannah, GA 31404, TEL (912)354-7858

Accreditation/Certification Summary

Client: Southern Company
 Project/Site: CCR - Plant Scherer - PAC Ash

Job ID: 680-234486-1

Laboratory: Eurofins Savannah

All accreditations/certifications held by this laboratory are listed. Not all accreditations/certifications are applicable to this report.

Authority	Program	Identification Number	Expiration Date
	AFCEE	SAVLAB	
Alabama	State	41450	06-30-23
ANAB	Dept. of Defense ELAP	L2463	09-22-24
Arkansas DEQ	State	19-015-0	02-01-24
California	State	2939	06-30-23
Florida	NELAP	E87052	06-30-23
Georgia	State	E87052	06-30-23
Georgia (DW)	State	803	06-30-23
Guam	State	19-007R	04-17-24
Hawaii	State	<cert No.>	06-30-23
Illinois	NELAP	200022	11-30-23
Indiana	State	C-GA-02	06-30-23
Iowa	State	353	07-01-23
Kentucky (UST)	State	NA	06-30-23
Louisiana	NELAP	30690	06-30-23
Louisiana (All)	NELAP	30690	06-30-23
Louisiana (DW)	State	LA009	12-31-23
Maine	State	GA00006	09-25-24
Maryland	State	250	12-31-23
Massachusetts	State	M-GA006	06-30-23
Michigan	State	9925	06-30-23
Mississippi	State	<cert No.>	06-30-23
Nebraska	State	NE-OS-7-04	06-30-23
New Jersey	NELAP	GA769	06-30-23
New Mexico	State	GA00006	06-30-23
North Carolina (DW)	State	13701	07-31-23
North Carolina (WW/SW)	State	269	12-31-23
Pennsylvania	NELAP	68-00474	06-30-23
Puerto Rico	State	GA00006	01-01-24
South Carolina	State	98001	06-30-23
Tennessee	State	TN02961	06-30-23
Texas	NELAP	T1047004185-19-14	11-30-23
Texas	TCEQ Water Supply	T104704185	06-30-23
USDA	US Federal Programs	P330-18-00313	09-03-24
Virginia	NELAP	460161	06-14-23
Wyoming	State	8TMS-L	06-30-23

Method Summary

Client: Southern Company
Project/Site: CCR - Plant Scherer - PAC Ash

Job ID: 680-234486-1

Method	Method Description	Protocol	Laboratory
300.0-1993 R2.1	Anions, Ion Chromatography	MCAWW	EET SAV
6020B	Metals (ICP/MS)	SW846	EET SAV
Field Sampling	Field Sampling	EPA	EET SAV
3005A	Preparation, Total Recoverable or Dissolved Metals	SW846	EET SAV

Protocol References:

EPA = US Environmental Protection Agency

MCAWW = "Methods For Chemical Analysis Of Water And Wastes", EPA-600/4-79-020, March 1983 And Subsequent Revisions.

SW846 = "Test Methods For Evaluating Solid Waste, Physical/Chemical Methods", Third Edition, November 1986 And Its Updates.

Laboratory References:

EET SAV = Eurofins Savannah, 5102 LaRoche Avenue, Savannah, GA 31404, TEL (912)354-7858

Eurofins Savannah

5102 LaRoche Avenue
Savannah, GA 31404
Phone (912) 354-7858 Phone (912) 352-0165

Chain of Custody Record

244-ATLAN Environment Testing

Client Information		Sampler: <i>K. Minkara</i>		Lab PM Fuller, David		Carrier Tracking No(s)		COC No					
Client Contact: Joju Abraham		Phone: <i>770-880-3117</i>		E-Mail: David.Fuller@et.eurofins.com		State of Origin: GA		Page: Page 1 of 1					
Company: Southern Company				PWSID		Analysis Requested							
Address: 241 Ralph McGill Blvd SE B10185		Due Date Requested		Field Filtered Sample (Yes or No)		Perform MS/MSD (Yes or No)		Total Number of containers		Preservation Codes:			
City: Atlanta		TAT Requested (days)								A HCL		M Hexane	
State Zip: GA, 30308		Compliance Project. <input type="checkbox"/> Yes <input type="checkbox"/> No								B NaOH		N None	
Phone		Lab Project #: (DO NOT REMOVE) 68027798								C - Zn Acetate		O AsNaO2	
Email: JAbraham@southernco.com		PO #. (DO NOT REMOVE) GPC82130-0006 / PO Line #3 & #4		D Nitric Acid		P Na2O4S		E NaHSO4		Q Na2SO3			
Project Name: CCR - Plant Scherer		Project #.		F MeOH		R Na2S2O3		G Amchlor		S H2SO4			
Site: <i>PAC Ash</i>		SSOW#:		H - Ascorbic Acid		T TSP Dodecahydrate		I - Ice		U Acetone			
				J DI Water		V MCAA		K EDTA		W pH 4-5			
				L EDA		Y Trizma		Z - other (specify)		Other:			
										Task_Code: SCH-CCR-ASSMT-2023S1R			
										Special Instructions/Notes			
Sample Identification	Sample Date	Sample Time	Sample Type (C=Comp, G=grab)	Matrix (W=water, S=solid, O=waste/leil, BT=Tissue, A=Air)	Preservation Code	300_ORGFWM_28D - Chloride and Sulfate	6020B - Nickel & Zinc	2540C - Solids, Total Dissolved (TDS)	300_ORGFWM_28D - Chloride	6020B - Zinc	6020B - Nickel	300_ORGFWM_28D - Sulfate	
SCH-CELL1-FD-1	SCH-PAC-FD-1	5-2-23	6	W	X	N	D	N	N	D	D	N	
SCH-CELL1-FD-1	SCH-PAC-FD-1	5-2-23	6	W	X	N	D	N	N	D	D	N	
SCH-CELL1-FB-1 <i>Km</i>													
SCH-CELL1-EB-1 <i>Km</i>													
SCH-GWC-50	5-2-23	1500	6	W									
SCH-GWC-4 <i>Km</i>													
SCH-GWC-7 <i>Km</i>													
SCH-GWC-8A <i>Km</i>													
SCH-GWC-10 <i>Km</i>													
SCH-GWC-3 <i>Km</i>													
Possible Hazard Identification <input type="checkbox"/> Non-Hazard <input type="checkbox"/> Flammable <input type="checkbox"/> Skin Irritant <input type="checkbox"/> Poison B <input type="checkbox"/> Unknown <input type="checkbox"/> Radiological						Sample Disposal (A fee may be assessed if samples are retained longer than 1 month) <input type="checkbox"/> Return To Client <input type="checkbox"/> Disposal By Lab <input type="checkbox"/> Archive For _____ Months							
Deliverable Requested I, II, III, IV, Other (specify)						Special Instructions/QC Requirements							
Empty Kit Relinquished by		Date		Time		Method of Shipment:							
Relinquished by: <i>K. Minkara</i>		Date/Time: <i>5-3-23/1200</i>		Company: <i>WSP</i>		Received by: <i>C. Muno</i>		Date/Time: <i>5/4/23 8:10</i>		Company:			
Relinquished by:		Date/Time:		Company:		Received by:		Date/Time:		Company:			
Relinquished by:		Date/Time:		Company:		Received by:		Date/Time:		Company:			
Custody Seals Intact: <input type="checkbox"/> Yes <input type="checkbox"/> No		Custody Seal No		Cooler Temperature(s) °C and Other Remarks: <i>5.2/5.0</i>									

Login Sample Receipt Checklist

Client: Southern Company

Job Number: 680-234486-1

Login Number: 234486

List Source: Eurofins Savannah

List Number: 1

Creator: Munro, Caroline

Question	Answer	Comment
Radioactivity wasn't checked or is </= background as measured by a survey meter.	N/A	
The cooler's custody seal, if present, is intact.	True	
Sample custody seals, if present, are intact.	True	
The cooler or samples do not appear to have been compromised or tampered with.	True	
Samples were received on ice.	True	
Cooler Temperature is acceptable.	True	
Cooler Temperature is recorded.	True	
COC is present.	True	
COC is filled out in ink and legible.	True	
COC is filled out with all pertinent information.	True	
Is the Field Sampler's name present on COC?	True	
There are no discrepancies between the containers received and the COC.	True	
Samples are received within Holding Time (excluding tests with immediate HTs)	True	
Sample containers have legible labels.	True	
Containers are not broken or leaking.	True	
Sample collection date/times are provided.	True	
Appropriate sample containers are used.	True	
Sample bottles are completely filled.	True	
Sample Preservation Verified.	N/A	
There is sufficient vol. for all requested analyses, incl. any requested MS/MSDs	True	
Containers requiring zero headspace have no headspace or bubble is <6mm (1/4").	N/A	
Multiphasic samples are not present.	True	
Samples do not require splitting or compositing.	True	
Residual Chlorine Checked.	N/A	

APPENDIX B

**Analytical Results
August 2023**



ANALYTICAL REPORT

PREPARED FOR

Attn: Joju Abraham
Southern Company
241 Ralph McGill Blvd SE
B10185
Atlanta, Georgia 30308

Generated 8/15/2023 9:50:21 PM

JOB DESCRIPTION

CCR - Plant Scherer Cell 1

JOB NUMBER

680-238693-2

Eurofins Savannah

Job Notes

This report may not be reproduced except in full, and with written approval from the laboratory. The results relate only to the samples tested. For questions please contact the Project Manager at the e-mail address or telephone number listed on this page.

The test results in this report relate only to the samples as received by the laboratory and will meet all requirements of the methodology, with any exceptions noted. This report shall not be reproduced except in full, without the express written approval of the laboratory. All questions should be directed to the Eurofins Environment Testing Southeast, LLC Project Manager.

Authorization



Authorized for release by
David Fuller, Project Manager
David.Fuller@et.eurofinsus.com
(770)344-8986

Generated
8/15/2023 9:50:21 PM

Definitions/Glossary

Client: Southern Company
Project/Site: CCR - Plant Scherer Cell 1

Job ID: 680-238693-2

Qualifiers

HPLC/IC

Qualifier	Qualifier Description
J	Result is less than the RL but greater than or equal to the MDL and the concentration is an approximate value.

Metals

Qualifier	Qualifier Description
4	MS, MSD: The analyte present in the original sample is greater than 4 times the matrix spike concentration; therefore, control limits are not applicable.
J	Result is less than the RL but greater than or equal to the MDL and the concentration is an approximate value.

Glossary

Abbreviation	These commonly used abbreviations may or may not be present in this report.
α	Listed under the "D" column to designate that the result is reported on a dry weight basis
%R	Percent Recovery
CFL	Contains Free Liquid
CFU	Colony Forming Unit
CNF	Contains No Free Liquid
DER	Duplicate Error Ratio (normalized absolute difference)
Dil Fac	Dilution Factor
DL	Detection Limit (DoD/DOE)
DL, RA, RE, IN	Indicates a Dilution, Re-analysis, Re-extraction, or additional Initial metals/anion analysis of the sample
DLC	Decision Level Concentration (Radiochemistry)
EDL	Estimated Detection Limit (Dioxin)
LOD	Limit of Detection (DoD/DOE)
LOQ	Limit of Quantitation (DoD/DOE)
MCL	EPA recommended "Maximum Contaminant Level"
MDA	Minimum Detectable Activity (Radiochemistry)
MDC	Minimum Detectable Concentration (Radiochemistry)
MDL	Method Detection Limit
ML	Minimum Level (Dioxin)
MPN	Most Probable Number
MQL	Method Quantitation Limit
NC	Not Calculated
ND	Not Detected at the reporting limit (or MDL or EDL if shown)
NEG	Negative / Absent
POS	Positive / Present
PQL	Practical Quantitation Limit
PRES	Presumptive
QC	Quality Control
RER	Relative Error Ratio (Radiochemistry)
RL	Reporting Limit or Requested Limit (Radiochemistry)
RPD	Relative Percent Difference, a measure of the relative difference between two points
TEF	Toxicity Equivalent Factor (Dioxin)
TEQ	Toxicity Equivalent Quotient (Dioxin)
TNTC	Too Numerous To Count

Sample Summary

Client: Southern Company
Project/Site: CCR - Plant Scherer Cell 1

Job ID: 680-238693-2

Lab Sample ID	Client Sample ID	Matrix	Collected	Received
680-238693-13	SCH-GWA-15	Water	08/03/23 17:13	08/05/23 08:00
680-238693-14	SCH-GWA-16	Water	08/03/23 16:11	08/05/23 08:00
680-238693-15	SCH-GWA-17	Water	08/03/23 16:22	08/05/23 08:00

1

2

3

4

5

6

7

8

9

10

11

12

Case Narrative

Client: Southern Company
Project/Site: CCR - Plant Scherer Cell 1

Job ID: 680-238693-2

Job ID: 680-238693-2

Laboratory: Eurofins Savannah

Narrative

**Job Narrative
680-238693-2**

Receipt

The samples were received on 8/5/2023 8:00 AM. Unless otherwise noted below, the samples arrived in good condition, and, where required, properly preserved and on ice. The temperature of the cooler at receipt time was 2.5°C

HPLC/IC


No additional analytical or quality issues were noted, other than those described above or in the Definitions/ Glossary page.

Metals

No additional analytical or quality issues were noted, other than those described above or in the Definitions/ Glossary page.

General Chemistry

No additional analytical or quality issues were noted, other than those described above or in the Definitions/ Glossary page.



Client Sample Results

Client: Southern Company
Project/Site: CCR - Plant Scherer Cell 1

Job ID: 680-238693-2

Client Sample ID: SCH-GWA-15

Lab Sample ID: 680-238693-13

Date Collected: 08/03/23 17:13

Matrix: Water

Date Received: 08/05/23 08:00

Method: MCAWW 300.0-1993 R2.1 - Anions, Ion Chromatography

Analyte	Result	Qualifier	RL	MDL	Unit	D	Prepared	Analyzed	Dil Fac
Sulfate	1.7		1.0	0.40	mg/L			08/12/23 23:21	1
Fluoride	<0.040		0.10	0.040	mg/L			08/12/23 23:21	1
Chloride	6.3		1.0	0.20	mg/L			08/12/23 23:21	1

Method: SW846 6020B - Metals (ICP/MS) - Total Recoverable

Analyte	Result	Qualifier	RL	MDL	Unit	D	Prepared	Analyzed	Dil Fac
Antimony	<0.00034		0.0020	0.00034	mg/L		08/08/23 08:58	08/08/23 17:31	1
Arsenic	<0.00086		0.0010	0.00086	mg/L		08/08/23 08:58	08/08/23 17:31	1
Barium	0.010		0.010	0.00089	mg/L		08/08/23 08:58	08/08/23 17:31	1
Beryllium	<0.00020		0.0025	0.00020	mg/L		08/08/23 08:58	08/08/23 17:31	1
Boron	0.030	J	0.080	0.022	mg/L		08/08/23 08:58	08/10/23 13:27	1
Cadmium	<0.000078		0.0025	0.000078	mg/L		08/08/23 08:58	08/08/23 17:31	1
Calcium	4.7		0.50	0.14	mg/L		08/08/23 08:58	08/08/23 17:31	1
Chromium	<0.0012		0.0020	0.0012	mg/L		08/08/23 08:58	08/08/23 17:31	1
Cobalt	0.0017	J	0.0025	0.00022	mg/L		08/08/23 08:58	08/08/23 17:31	1
Copper	<0.0011		0.0020	0.0011	mg/L		08/08/23 08:58	08/08/23 17:31	1
Lead	<0.00021		0.0010	0.00021	mg/L		08/08/23 08:58	08/08/23 17:31	1
Magnesium	2.2		0.50	0.023	mg/L		08/08/23 08:58	08/08/23 17:31	1
Nickel	0.00099	J	0.0010	0.00042	mg/L		08/08/23 08:58	08/08/23 17:31	1
Potassium	0.25	J	0.50	0.044	mg/L		08/08/23 08:58	08/08/23 17:31	1
Selenium	<0.00099		0.0050	0.00099	mg/L		08/08/23 08:58	08/08/23 17:31	1
Silver	<0.00039		0.0010	0.00039	mg/L		08/08/23 08:58	08/08/23 17:31	1
Sodium	5.9		0.50	0.20	mg/L		08/08/23 08:58	08/08/23 17:31	1
Thallium	<0.00026		0.0010	0.00026	mg/L		08/08/23 08:58	08/08/23 17:31	1
Vanadium	<0.00063		0.0020	0.00063	mg/L		08/08/23 08:58	08/08/23 17:31	1
Zinc	<0.0028		0.0050	0.0028	mg/L		08/08/23 08:58	08/08/23 17:31	1

Method: SW846 7470A - Mercury (CVAA)

Analyte	Result	Qualifier	RL	MDL	Unit	D	Prepared	Analyzed	Dil Fac
Mercury	<0.000080		0.00020	0.000080	mg/L		08/08/23 16:17	08/09/23 17:09	1

General Chemistry

Analyte	Result	Qualifier	RL	MDL	Unit	D	Prepared	Analyzed	Dil Fac
Total Alkalinity as CaCO3 to pH 4.5 (SM 2320B-2011)	21		5.0	2.2	mg/L			08/07/23 22:26	1
Bicarbonate Alkalinity as CaCO3 (SM 2320B-2011)	21		5.0	5.0	mg/L			08/07/23 22:26	1
Carbonate Alkalinity as CaCO3 (SM 2320B-2011)	<5.0		5.0	5.0	mg/L			08/07/23 22:26	1
Total Dissolved Solids (SM 2540C-2011)	53		10	10	mg/L			08/09/23 10:51	1

Client Sample ID: SCH-GWA-16

Lab Sample ID: 680-238693-14

Date Collected: 08/03/23 16:11

Matrix: Water

Date Received: 08/05/23 08:00

Method: MCAWW 300.0-1993 R2.1 - Anions, Ion Chromatography

Analyte	Result	Qualifier	RL	MDL	Unit	D	Prepared	Analyzed	Dil Fac
Sulfate	0.40	J	1.0	0.40	mg/L			08/12/23 23:33	1
Fluoride	0.074	J	0.10	0.040	mg/L			08/12/23 23:33	1
Chloride	1.6		1.0	0.20	mg/L			08/12/23 23:33	1

Eurofins Savannah

Client Sample Results

Client: Southern Company
Project/Site: CCR - Plant Scherer Cell 1

Job ID: 680-238693-2

Client Sample ID: SCH-GWA-16

Lab Sample ID: 680-238693-14

Date Collected: 08/03/23 16:11

Matrix: Water

Date Received: 08/05/23 08:00

Method: SW846 6020B - Metals (ICP/MS) - Total Recoverable

Analyte	Result	Qualifier	RL	MDL	Unit	D	Prepared	Analyzed	Dil Fac
Antimony	<0.00034		0.0020	0.00034	mg/L		08/07/23 12:18	08/08/23 21:05	1
Arsenic	<0.00086		0.0010	0.00086	mg/L		08/07/23 12:18	08/08/23 21:05	1
Barium	0.026		0.010	0.00089	mg/L		08/07/23 12:18	08/08/23 21:05	1
Beryllium	<0.00020		0.0025	0.00020	mg/L		08/07/23 12:18	08/08/23 21:05	1
Boron	<0.022		0.080	0.022	mg/L		08/07/23 12:18	08/10/23 14:28	1
Cadmium	<0.000078		0.0025	0.000078	mg/L		08/07/23 12:18	08/08/23 21:05	1
Calcium	13		0.50	0.14	mg/L		08/07/23 12:18	08/08/23 21:05	1
Chromium	0.0073		0.0020	0.0012	mg/L		08/07/23 12:18	08/08/23 21:05	1
Cobalt	<0.00022		0.0025	0.00022	mg/L		08/07/23 12:18	08/08/23 21:05	1
Copper	<0.0011		0.0020	0.0011	mg/L		08/07/23 12:18	08/08/23 21:05	1
Lead	<0.00021		0.0010	0.00021	mg/L		08/07/23 12:18	08/08/23 21:05	1
Magnesium	4.1		0.50	0.023	mg/L		08/07/23 12:18	08/08/23 21:05	1
Nickel	<0.00042		0.0010	0.00042	mg/L		08/07/23 12:18	08/08/23 21:05	1
Potassium	0.93		0.50	0.044	mg/L		08/07/23 12:18	08/08/23 21:05	1
Selenium	<0.00099		0.0050	0.00099	mg/L		08/07/23 12:18	08/08/23 21:05	1
Silver	<0.00039		0.0010	0.00039	mg/L		08/07/23 12:18	08/08/23 21:05	1
Sodium	9.3		0.50	0.20	mg/L		08/07/23 12:18	08/08/23 21:05	1
Thallium	<0.00026		0.0010	0.00026	mg/L		08/07/23 12:18	08/08/23 21:05	1
Vanadium	0.0086		0.0020	0.00063	mg/L		08/07/23 12:18	08/08/23 21:05	1
Zinc	0.0035	J	0.0050	0.0028	mg/L		08/07/23 12:18	08/08/23 21:05	1

Method: SW846 7470A - Mercury (CVAA)

Analyte	Result	Qualifier	RL	MDL	Unit	D	Prepared	Analyzed	Dil Fac
Mercury	<0.000080		0.00020	0.000080	mg/L		08/08/23 16:17	08/09/23 17:10	1

General Chemistry

Analyte	Result	Qualifier	RL	MDL	Unit	D	Prepared	Analyzed	Dil Fac
Total Alkalinity as CaCO3 to pH 4.5 (SM 2320B-2011)	69		5.0	2.2	mg/L			08/07/23 21:37	1
Bicarbonate Alkalinity as CaCO3 (SM 2320B-2011)	69		5.0	5.0	mg/L			08/07/23 21:37	1
Carbonate Alkalinity as CaCO3 (SM 2320B-2011)	<5.0		5.0	5.0	mg/L			08/07/23 21:37	1
Total Dissolved Solids (SM 2540C-2011)	110		10	10	mg/L			08/09/23 10:51	1

Client Sample ID: SCH-GWA-17

Lab Sample ID: 680-238693-15

Date Collected: 08/03/23 16:22

Matrix: Water

Date Received: 08/05/23 08:00

Method: MCAWW 300.0-1993 R2.1 - Anions, Ion Chromatography

Analyte	Result	Qualifier	RL	MDL	Unit	D	Prepared	Analyzed	Dil Fac
Sulfate	<0.40		1.0	0.40	mg/L			08/12/23 23:46	1
Fluoride	0.068	J	0.10	0.040	mg/L			08/12/23 23:46	1
Chloride	1.3		1.0	0.20	mg/L			08/12/23 23:46	1

Method: SW846 6020B - Metals (ICP/MS) - Total Recoverable

Analyte	Result	Qualifier	RL	MDL	Unit	D	Prepared	Analyzed	Dil Fac
Antimony	<0.00034		0.0020	0.00034	mg/L		08/08/23 08:58	08/08/23 17:35	1
Arsenic	<0.00086		0.0010	0.00086	mg/L		08/08/23 08:58	08/08/23 17:35	1
Barium	0.027		0.010	0.00089	mg/L		08/08/23 08:58	08/08/23 17:35	1
Beryllium	<0.00020		0.0025	0.00020	mg/L		08/08/23 08:58	08/08/23 17:35	1

Eurofins Savannah

Client Sample Results

Client: Southern Company
Project/Site: CCR - Plant Scherer Cell 1

Job ID: 680-238693-2

Client Sample ID: SCH-GWA-17

Lab Sample ID: 680-238693-15

Date Collected: 08/03/23 16:22

Matrix: Water

Date Received: 08/05/23 08:00

Method: SW846 6020B - Metals (ICP/MS) - Total Recoverable (Continued)

Analyte	Result	Qualifier	RL	MDL	Unit	D	Prepared	Analyzed	Dil Fac
Boron	<0.022		0.080	0.022	mg/L		08/08/23 08:58	08/10/23 13:31	1
Cadmium	<0.000078		0.0025	0.000078	mg/L		08/08/23 08:58	08/08/23 17:35	1
Calcium	8.3		0.50	0.14	mg/L		08/08/23 08:58	08/08/23 17:35	1
Chromium	0.0089		0.0020	0.0012	mg/L		08/08/23 08:58	08/08/23 17:35	1
Cobalt	<0.00022		0.0025	0.00022	mg/L		08/08/23 08:58	08/08/23 17:35	1
Copper	<0.0011		0.0020	0.0011	mg/L		08/08/23 08:58	08/08/23 17:35	1
Lead	<0.00021		0.0010	0.00021	mg/L		08/08/23 08:58	08/08/23 17:35	1
Magnesium	3.0		0.50	0.023	mg/L		08/08/23 08:58	08/08/23 17:35	1
Nickel	<0.00042		0.0010	0.00042	mg/L		08/08/23 08:58	08/08/23 17:35	1
Potassium	0.93		0.50	0.044	mg/L		08/08/23 08:58	08/08/23 17:35	1
Selenium	<0.00099		0.0050	0.00099	mg/L		08/08/23 08:58	08/08/23 17:35	1
Silver	<0.00039		0.0010	0.00039	mg/L		08/08/23 08:58	08/08/23 17:35	1
Sodium	10		0.50	0.20	mg/L		08/08/23 08:58	08/08/23 17:35	1
Thallium	<0.00026		0.0010	0.00026	mg/L		08/08/23 08:58	08/08/23 17:35	1
Vanadium	0.0041		0.0020	0.00063	mg/L		08/08/23 08:58	08/08/23 17:35	1
Zinc	<0.0028		0.0050	0.0028	mg/L		08/08/23 08:58	08/08/23 17:35	1

Method: SW846 7470A - Mercury (CVAA)

Analyte	Result	Qualifier	RL	MDL	Unit	D	Prepared	Analyzed	Dil Fac
Mercury	<0.000080		0.00020	0.000080	mg/L		08/08/23 16:17	08/09/23 17:15	1

General Chemistry

Analyte	Result	Qualifier	RL	MDL	Unit	D	Prepared	Analyzed	Dil Fac
Total Alkalinity as CaCO3 to pH 4.5 (SM 2320B-2011)	54		5.0	2.2	mg/L			08/07/23 22:17	1
Bicarbonate Alkalinity as CaCO3 (SM 2320B-2011)	54		5.0	5.0	mg/L			08/07/23 22:17	1
Carbonate Alkalinity as CaCO3 (SM 2320B-2011)	<5.0		5.0	5.0	mg/L			08/07/23 22:17	1
Total Dissolved Solids (SM 2540C-2011)	85		10	10	mg/L			08/09/23 10:51	1

QC Sample Results

Client: Southern Company
Project/Site: CCR - Plant Scherer Cell 1

Job ID: 680-238693-2

Method: 300.0-1993 R2.1 - Anions, Ion Chromatography

Lab Sample ID: MB 680-793134/33
Matrix: Water
Analysis Batch: 793134

Client Sample ID: Method Blank
Prep Type: Total/NA

Analyte	MB MB		RL	MDL	Unit	D	Prepared	Analyzed	Dil Fac
	Result	Qualifier							
Sulfate	<0.40		1.0	0.40	mg/L			08/12/23 18:29	1
Fluoride	<0.040		0.10	0.040	mg/L			08/12/23 18:29	1
Chloride	<0.20		1.0	0.20	mg/L			08/12/23 18:29	1

Lab Sample ID: LCS 680-793134/34
Matrix: Water
Analysis Batch: 793134

Client Sample ID: Lab Control Sample
Prep Type: Total/NA

Analyte	Spike Added	LCS Result	LCS Qualifier	Unit	D	%Rec	%Rec Limits
Fluoride	2.00	2.06		mg/L		103	90 - 110
Chloride	10.0	9.89		mg/L		99	90 - 110

Lab Sample ID: LCSD 680-793134/35
Matrix: Water
Analysis Batch: 793134

Client Sample ID: Lab Control Sample Dup
Prep Type: Total/NA

Analyte	Spike Added	LCSD Result	LCSD Qualifier	Unit	D	%Rec	%Rec Limits	RPD	RPD Limit
Fluoride	2.00	2.07		mg/L		104	90 - 110	0	15
Chloride	10.0	9.91		mg/L		99	90 - 110	0	15

Lab Sample ID: 752-10145-D-1 MS
Matrix: Water
Analysis Batch: 793134

Client Sample ID: Matrix Spike
Prep Type: Total/NA

Analyte	Sample Result	Sample Qualifier	Spike Added	MS Result	MS Qualifier	Unit	D	%Rec	%Rec Limits
Fluoride	0.47		2.00	2.54		mg/L		103	80 - 120
Chloride	4.7		10.0	14.9		mg/L		101	80 - 120

Lab Sample ID: 752-10145-D-1 MSD
Matrix: Water
Analysis Batch: 793134

Client Sample ID: Matrix Spike Duplicate
Prep Type: Total/NA

Analyte	Sample Result	Sample Qualifier	Spike Added	MSD Result	MSD Qualifier	Unit	D	%Rec	%Rec Limits	RPD	RPD Limit
Fluoride	0.47		2.00	2.63		mg/L		108	80 - 120	3	15
Chloride	4.7		10.0	15.3		mg/L		105	80 - 120	3	15

Method: 6020B - Metals (ICP/MS)

Lab Sample ID: MB 680-792127/1-A
Matrix: Water
Analysis Batch: 792446

Client Sample ID: Method Blank
Prep Type: Total Recoverable
Prep Batch: 792127

Analyte	MB MB		RL	MDL	Unit	D	Prepared	Analyzed	Dil Fac
	Result	Qualifier							
Antimony	<0.00034		0.0020	0.00034	mg/L		08/07/23 12:18	08/08/23 19:49	1
Arsenic	<0.00086		0.0010	0.00086	mg/L		08/07/23 12:18	08/08/23 19:49	1
Barium	<0.00089		0.010	0.00089	mg/L		08/07/23 12:18	08/08/23 19:49	1

Eurofins Savannah

QC Sample Results

Client: Southern Company
Project/Site: CCR - Plant Scherer Cell 1

Job ID: 680-238693-2

Method: 6020B - Metals (ICP/MS) (Continued)

Lab Sample ID: MB 680-792127/1-A
Matrix: Water
Analysis Batch: 792446

Client Sample ID: Method Blank
Prep Type: Total Recoverable
Prep Batch: 792127

Analyte	MB	MB	RL	MDL	Unit	D	Prepared	Analyzed	Dil Fac
	Result	Qualifier							
Beryllium	<0.00020		0.0025	0.00020	mg/L		08/07/23 12:18	08/08/23 19:49	1
Cadmium	<0.000078		0.0025	0.000078	mg/L		08/07/23 12:18	08/08/23 19:49	1
Calcium	<0.14		0.50	0.14	mg/L		08/07/23 12:18	08/08/23 19:49	1
Chromium	<0.0012		0.0020	0.0012	mg/L		08/07/23 12:18	08/08/23 19:49	1
Cobalt	<0.00022		0.0025	0.00022	mg/L		08/07/23 12:18	08/08/23 19:49	1
Copper	<0.0011		0.0020	0.0011	mg/L		08/07/23 12:18	08/08/23 19:49	1
Lead	<0.00021		0.0010	0.00021	mg/L		08/07/23 12:18	08/08/23 19:49	1
Magnesium	<0.023		0.50	0.023	mg/L		08/07/23 12:18	08/08/23 19:49	1
Nickel	<0.00042		0.0010	0.00042	mg/L		08/07/23 12:18	08/08/23 19:49	1
Potassium	<0.044		0.50	0.044	mg/L		08/07/23 12:18	08/08/23 19:49	1
Selenium	<0.00099		0.0050	0.00099	mg/L		08/07/23 12:18	08/08/23 19:49	1
Silver	<0.00039		0.0010	0.00039	mg/L		08/07/23 12:18	08/08/23 19:49	1
Sodium	<0.20		0.50	0.20	mg/L		08/07/23 12:18	08/08/23 19:49	1
Thallium	<0.00026		0.0010	0.00026	mg/L		08/07/23 12:18	08/08/23 19:49	1
Vanadium	<0.00063		0.0020	0.00063	mg/L		08/07/23 12:18	08/08/23 19:49	1
Zinc	<0.0028		0.0050	0.0028	mg/L		08/07/23 12:18	08/08/23 19:49	1

Lab Sample ID: MB 680-792127/1-A
Matrix: Water
Analysis Batch: 792890

Client Sample ID: Method Blank
Prep Type: Total Recoverable
Prep Batch: 792127

Analyte	MB	MB	RL	MDL	Unit	D	Prepared	Analyzed	Dil Fac
	Result	Qualifier							
Boron	<0.022		0.080	0.022	mg/L		08/07/23 12:18	08/10/23 13:43	1

Lab Sample ID: LCS 680-792127/2-A
Matrix: Water
Analysis Batch: 792446

Client Sample ID: Lab Control Sample
Prep Type: Total Recoverable
Prep Batch: 792127

Analyte	Spike Added	LCS	LCS	Unit	D	%Rec	%Rec Limits
		Result	Qualifier				
Antimony	0.0500	0.0454		mg/L		91	80 - 120
Arsenic	0.100	0.0968		mg/L		97	80 - 120
Barium	0.100	0.0945		mg/L		95	80 - 120
Beryllium	0.0500	0.0477		mg/L		95	80 - 120
Cadmium	0.0500	0.0459		mg/L		92	80 - 120
Calcium	5.00	4.95		mg/L		99	80 - 120
Chromium	0.100	0.0963		mg/L		96	80 - 120
Cobalt	0.0500	0.0457		mg/L		91	80 - 120
Copper	0.100	0.0984		mg/L		98	80 - 120
Lead	0.500	0.453		mg/L		91	80 - 120
Magnesium	5.00	4.52		mg/L		90	80 - 120
Nickel	0.100	0.0963		mg/L		96	80 - 120
Potassium	7.00	6.56		mg/L		94	80 - 120
Selenium	0.100	0.0994		mg/L		99	80 - 120
Silver	0.0500	0.0459		mg/L		92	80 - 120
Sodium	5.00	4.93		mg/L		99	80 - 120
Thallium	0.0500	0.0449		mg/L		90	80 - 120
Vanadium	0.100	0.0926		mg/L		93	80 - 120
Zinc	0.100	0.0975		mg/L		98	80 - 120

QC Sample Results

Client: Southern Company
Project/Site: CCR - Plant Scherer Cell 1

Job ID: 680-238693-2

Method: 6020B - Metals (ICP/MS) (Continued)

Lab Sample ID: LCS 680-792127/2-A
Matrix: Water
Analysis Batch: 792890

Client Sample ID: Lab Control Sample
Prep Type: Total Recoverable
Prep Batch: 792127

Analyte	Spike Added	LCS Result	LCS Qualifier	Unit	D	%Rec	%Rec Limits
Boron	0.200	0.203		mg/L		102	80 - 120

Lab Sample ID: 752-10100-D-2-E MS
Matrix: Water
Analysis Batch: 792446

Client Sample ID: Matrix Spike
Prep Type: Total Recoverable
Prep Batch: 792127

Analyte	Sample Result	Sample Qualifier	Spike Added	MS Result	MS Qualifier	Unit	D	%Rec	%Rec Limits
Antimony	<0.00034		0.0500	0.0495		mg/L		99	75 - 125
Arsenic	<0.00086		0.100	0.102		mg/L		102	75 - 125
Barium	0.021		0.100	0.120		mg/L		99	75 - 125
Beryllium	<0.00020		0.0500	0.0504		mg/L		101	75 - 125
Cadmium	<0.000078		0.0500	0.0510		mg/L		102	75 - 125
Calcium	29		5.00	33.1	4	mg/L		84	75 - 125
Chromium	<0.0012		0.100	0.103		mg/L		103	75 - 125
Cobalt	<0.00022		0.0500	0.0501		mg/L		100	75 - 125
Copper	<0.0011		0.100	0.105		mg/L		105	75 - 125
Lead	<0.00021		0.500	0.491		mg/L		98	75 - 125
Magnesium	16		5.00	19.6		mg/L		79	75 - 125
Nickel	0.00076	J	0.100	0.100		mg/L		99	75 - 125
Potassium	1.3		7.00	8.12		mg/L		98	75 - 125
Selenium	<0.00099		0.100	0.106		mg/L		106	75 - 125
Silver	<0.00039		0.0500	0.0492		mg/L		98	75 - 125
Sodium	15		5.00	18.5		mg/L		76	75 - 125
Thallium	<0.00026		0.0500	0.0485		mg/L		97	75 - 125
Vanadium	0.0012	J	0.100	0.100		mg/L		99	75 - 125
Zinc	0.010		0.100	0.108		mg/L		98	75 - 125

Lab Sample ID: 752-10100-D-2-E MS
Matrix: Water
Analysis Batch: 792890

Client Sample ID: Matrix Spike
Prep Type: Total Recoverable
Prep Batch: 792127

Analyte	Sample Result	Sample Qualifier	Spike Added	MS Result	MS Qualifier	Unit	D	%Rec	%Rec Limits
Boron	<0.022		0.200	0.214		mg/L		107	75 - 125

Lab Sample ID: 752-10100-D-2-F MSD
Matrix: Water
Analysis Batch: 792446

Client Sample ID: Matrix Spike Duplicate
Prep Type: Total Recoverable
Prep Batch: 792127

Analyte	Sample Result	Sample Qualifier	Spike Added	MSD Result	MSD Qualifier	Unit	D	%Rec	%Rec Limits	RPD	Limit
Antimony	<0.00034		0.0500	0.0525		mg/L		105	75 - 125	6	20
Arsenic	<0.00086		0.100	0.105		mg/L		105	75 - 125	4	20
Barium	0.021		0.100	0.127		mg/L		106	75 - 125	6	20
Beryllium	<0.00020		0.0500	0.0524		mg/L		105	75 - 125	4	20
Cadmium	<0.000078		0.0500	0.0536		mg/L		107	75 - 125	5	20
Calcium	29		5.00	35.1	4	mg/L		123	75 - 125	6	20
Chromium	<0.0012		0.100	0.108		mg/L		108	75 - 125	5	20
Cobalt	<0.00022		0.0500	0.0511		mg/L		102	75 - 125	2	20
Copper	<0.0011		0.100	0.111		mg/L		111	75 - 125	6	20
Lead	<0.00021		0.500	0.528		mg/L		106	75 - 125	7	20

Eurofins Savannah

QC Sample Results

Client: Southern Company
Project/Site: CCR - Plant Scherer Cell 1

Job ID: 680-238693-2

Method: 6020B - Metals (ICP/MS) (Continued)

Lab Sample ID: 752-10100-D-2-F MSD
Matrix: Water
Analysis Batch: 792446

Client Sample ID: Matrix Spike Duplicate
Prep Type: Total Recoverable
Prep Batch: 792127

Analyte	Sample	Sample	Spike	MSD	MSD	Unit	D	%Rec	%Rec	RPD	RPD
	Result	Qualifier		Result	Qualifier				Limits		Limit
Magnesium	16		5.00	21.2		mg/L		112	75 - 125	8	20
Nickel	0.00076	J	0.100	0.106		mg/L		105	75 - 125	6	20
Potassium	1.3		7.00	8.61		mg/L		105	75 - 125	6	20
Selenium	<0.00099		0.100	0.106		mg/L		106	75 - 125	0	20
Silver	<0.00039		0.0500	0.0520		mg/L		104	75 - 125	6	20
Sodium	15		5.00	19.6		mg/L		98	75 - 125	6	20
Thallium	<0.00026		0.0500	0.0517		mg/L		103	75 - 125	6	20
Vanadium	0.0012	J	0.100	0.106		mg/L		105	75 - 125	6	20
Zinc	0.010		0.100	0.114		mg/L		104	75 - 125	6	20

Lab Sample ID: 752-10100-D-2-F MSD
Matrix: Water
Analysis Batch: 792890

Client Sample ID: Matrix Spike Duplicate
Prep Type: Total Recoverable
Prep Batch: 792127

Analyte	Sample	Sample	Spike	MSD	MSD	Unit	D	%Rec	%Rec	RPD	RPD
	Result	Qualifier		Result	Qualifier				Limits		Limit
Boron	<0.022		0.200	0.209		mg/L		105	75 - 125	2	20

Lab Sample ID: MB 680-792245/1-A
Matrix: Water
Analysis Batch: 792446

Client Sample ID: Method Blank
Prep Type: Total Recoverable
Prep Batch: 792245

Analyte	MB	MB	RL	MDL	Unit	D	Prepared	Analyzed	Dil Fac
	Result	Qualifier							
Antimony	<0.00034		0.0020	0.00034	mg/L		08/08/23 08:58	08/08/23 16:14	1
Arsenic	<0.00086		0.0010	0.00086	mg/L		08/08/23 08:58	08/08/23 16:14	1
Barium	<0.00089		0.010	0.00089	mg/L		08/08/23 08:58	08/08/23 16:14	1
Beryllium	<0.00020		0.0025	0.00020	mg/L		08/08/23 08:58	08/08/23 16:14	1
Cadmium	<0.000078		0.0025	0.000078	mg/L		08/08/23 08:58	08/08/23 16:14	1
Calcium	<0.14		0.50	0.14	mg/L		08/08/23 08:58	08/08/23 16:14	1
Chromium	<0.0012		0.0020	0.0012	mg/L		08/08/23 08:58	08/08/23 16:14	1
Cobalt	<0.00022		0.0025	0.00022	mg/L		08/08/23 08:58	08/08/23 16:14	1
Copper	<0.0011		0.0020	0.0011	mg/L		08/08/23 08:58	08/08/23 16:14	1
Lead	<0.00021		0.0010	0.00021	mg/L		08/08/23 08:58	08/08/23 16:14	1
Magnesium	<0.023		0.50	0.023	mg/L		08/08/23 08:58	08/08/23 16:14	1
Nickel	<0.00042		0.0010	0.00042	mg/L		08/08/23 08:58	08/08/23 16:14	1
Potassium	<0.044		0.50	0.044	mg/L		08/08/23 08:58	08/08/23 16:14	1
Selenium	<0.00099		0.0050	0.00099	mg/L		08/08/23 08:58	08/08/23 16:14	1
Silver	<0.00039		0.0010	0.00039	mg/L		08/08/23 08:58	08/08/23 16:14	1
Sodium	<0.20		0.50	0.20	mg/L		08/08/23 08:58	08/08/23 16:14	1
Thallium	<0.00026		0.0010	0.00026	mg/L		08/08/23 08:58	08/08/23 16:14	1
Vanadium	<0.00063		0.0020	0.00063	mg/L		08/08/23 08:58	08/08/23 16:14	1
Zinc	<0.0028		0.0050	0.0028	mg/L		08/08/23 08:58	08/08/23 16:14	1

Lab Sample ID: MB 680-792245/1-A
Matrix: Water
Analysis Batch: 792890

Client Sample ID: Method Blank
Prep Type: Total Recoverable
Prep Batch: 792245

Analyte	MB	MB	RL	MDL	Unit	D	Prepared	Analyzed	Dil Fac
	Result	Qualifier							
Boron	<0.022		0.080	0.022	mg/L		08/08/23 08:58	08/10/23 12:42	1

QC Sample Results

Client: Southern Company
Project/Site: CCR - Plant Scherer Cell 1

Job ID: 680-238693-2

Method: 6020B - Metals (ICP/MS) (Continued)

Lab Sample ID: LCS 680-792245/2-A
Matrix: Water
Analysis Batch: 792446

Client Sample ID: Lab Control Sample
Prep Type: Total Recoverable
Prep Batch: 792245

Analyte	Spike Added	LCS Result	LCS Qualifier	Unit	D	%Rec	%Rec Limits
Antimony	0.0500	0.0485		mg/L		97	80 - 120
Arsenic	0.100	0.102		mg/L		102	80 - 120
Barium	0.100	0.0998		mg/L		100	80 - 120
Beryllium	0.0500	0.0499		mg/L		100	80 - 120
Cadmium	0.0500	0.0506		mg/L		101	80 - 120
Calcium	5.00	5.08		mg/L		102	80 - 120
Chromium	0.100	0.106		mg/L		106	80 - 120
Cobalt	0.0500	0.0495		mg/L		99	80 - 120
Copper	0.100	0.105		mg/L		105	80 - 120
Lead	0.500	0.509		mg/L		102	80 - 120
Magnesium	5.00	4.90		mg/L		98	80 - 120
Nickel	0.100	0.104		mg/L		104	80 - 120
Potassium	7.00	6.95		mg/L		99	80 - 120
Selenium	0.100	0.106		mg/L		106	80 - 120
Silver	0.0500	0.0507		mg/L		101	80 - 120
Sodium	5.00	5.35		mg/L		107	80 - 120
Thallium	0.0500	0.0481		mg/L		96	80 - 120
Vanadium	0.100	0.106		mg/L		106	80 - 120
Zinc	0.100	0.107		mg/L		107	80 - 120

Lab Sample ID: LCS 680-792245/2-A
Matrix: Water
Analysis Batch: 792890

Client Sample ID: Lab Control Sample
Prep Type: Total Recoverable
Prep Batch: 792245

Analyte	Spike Added	LCS Result	LCS Qualifier	Unit	D	%Rec	%Rec Limits
Boron	0.200	0.199		mg/L		100	80 - 120

Lab Sample ID: 680-238694-E-1-B MS
Matrix: Water
Analysis Batch: 792446

Client Sample ID: Matrix Spike
Prep Type: Total Recoverable
Prep Batch: 792245

Analyte	Sample Result	Sample Qualifier	Spike Added	MS Result	MS Qualifier	Unit	D	%Rec	%Rec Limits
Antimony	<0.00034		0.0500	0.0488		mg/L		98	75 - 125
Arsenic	<0.00086		0.100	0.103		mg/L		103	75 - 125
Barium	0.013		0.100	0.112		mg/L		99	75 - 125
Beryllium	<0.00020		0.0500	0.0506		mg/L		101	75 - 125
Cadmium	<0.000078		0.0500	0.0509		mg/L		102	75 - 125
Calcium	14		5.00	18.9		mg/L		96	75 - 125
Chromium	0.0028		0.100	0.109		mg/L		106	75 - 125
Cobalt	0.00052	J	0.0500	0.0496		mg/L		98	75 - 125
Copper	<0.0011		0.100	0.106		mg/L		106	75 - 125
Lead	0.00036	J	0.500	0.532		mg/L		106	75 - 125
Magnesium	8.7		5.00	13.2		mg/L		90	75 - 125
Nickel	0.0010		0.100	0.107		mg/L		106	75 - 125
Potassium	0.79		7.00	7.79		mg/L		100	75 - 125
Selenium	<0.00099		0.100	0.110		mg/L		110	75 - 125
Silver	<0.00039		0.0500	0.0505		mg/L		101	75 - 125
Sodium	4.9		5.00	10.1		mg/L		104	75 - 125
Thallium	<0.00026		0.0500	0.0503		mg/L		101	75 - 125

Eurofins Savannah

QC Sample Results

Client: Southern Company
Project/Site: CCR - Plant Scherer Cell 1

Job ID: 680-238693-2

Method: 6020B - Metals (ICP/MS) (Continued)

Lab Sample ID: 680-238694-E-1-B MS
Matrix: Water
Analysis Batch: 792446

Client Sample ID: Matrix Spike
Prep Type: Total Recoverable
Prep Batch: 792245

Analyte	Sample	Sample	Spike	MS	MS	Unit	D	%Rec	%Rec	
	Result	Qualifier		Result	Qualifier				Limits	Limits
Vanadium	0.0013	J	0.100	0.104		mg/L		102	75 - 125	
Zinc	0.0028	J	0.100	0.108		mg/L		105	75 - 125	

Lab Sample ID: 680-238694-E-1-B MS
Matrix: Water
Analysis Batch: 792890

Client Sample ID: Matrix Spike
Prep Type: Total Recoverable
Prep Batch: 792245

Analyte	Sample	Sample	Spike	MS	MS	Unit	D	%Rec	%Rec	
	Result	Qualifier		Result	Qualifier				Limits	Limits
Boron	<0.022		0.200	0.205		mg/L		102	75 - 125	

Lab Sample ID: 680-238694-E-1-C MSD
Matrix: Water
Analysis Batch: 792446

Client Sample ID: Matrix Spike Duplicate
Prep Type: Total Recoverable
Prep Batch: 792245

Analyte	Sample	Sample	Spike	MSD	MSD	Unit	D	%Rec	%Rec		RPD	
	Result	Qualifier		Result	Qualifier				Limits	Limits	RPD	Limit
Antimony	<0.00034		0.0500	0.0510		mg/L		102	75 - 125	4	20	
Arsenic	<0.00086		0.100	0.107		mg/L		107	75 - 125	4	20	
Barium	0.013		0.100	0.114		mg/L		101	75 - 125	2	20	
Beryllium	<0.00020		0.0500	0.0534		mg/L		107	75 - 125	5	20	
Cadmium	<0.000078		0.0500	0.0518		mg/L		104	75 - 125	2	20	
Calcium	14		5.00	19.7		mg/L		112	75 - 125	4	20	
Chromium	0.0028		0.100	0.114		mg/L		111	75 - 125	4	20	
Cobalt	0.00052	J	0.0500	0.0520		mg/L		103	75 - 125	5	20	
Copper	<0.0011		0.100	0.112		mg/L		112	75 - 125	5	20	
Lead	0.00036	J	0.500	0.547		mg/L		109	75 - 125	3	20	
Magnesium	8.7		5.00	14.0		mg/L		107	75 - 125	6	20	
Nickel	0.0010		0.100	0.111		mg/L		110	75 - 125	3	20	
Potassium	0.79		7.00	8.11		mg/L		105	75 - 125	4	20	
Selenium	<0.00099		0.100	0.112		mg/L		112	75 - 125	3	20	
Silver	<0.00039		0.0500	0.0531		mg/L		106	75 - 125	5	20	
Sodium	4.9		5.00	10.6		mg/L		115	75 - 125	5	20	
Thallium	<0.00026		0.0500	0.0517		mg/L		103	75 - 125	3	20	
Vanadium	0.0013	J	0.100	0.109		mg/L		107	75 - 125	5	20	
Zinc	0.0028	J	0.100	0.111		mg/L		108	75 - 125	3	20	

Lab Sample ID: 680-238694-E-1-C MSD
Matrix: Water
Analysis Batch: 792890

Client Sample ID: Matrix Spike Duplicate
Prep Type: Total Recoverable
Prep Batch: 792245

Analyte	Sample	Sample	Spike	MSD	MSD	Unit	D	%Rec	%Rec		RPD	
	Result	Qualifier		Result	Qualifier				Limits	Limits	RPD	Limit
Boron	<0.022		0.200	0.211		mg/L		106	75 - 125	3	20	

Method: 7470A - Mercury (CVAA)

Lab Sample ID: MB 680-792399/1-A
Matrix: Water
Analysis Batch: 792626

Client Sample ID: Method Blank
Prep Type: Total/NA
Prep Batch: 792399

Analyte	MB MB		RL	MDL	Unit	D	Prepared	Analyzed	Dil Fac
	Result	Qualifier							
Mercury	<0.000080		0.00020	0.000080	mg/L		08/08/23 16:17	08/09/23 16:38	1

Eurofins Savannah

QC Sample Results

Client: Southern Company
 Project/Site: CCR - Plant Scherer Cell 1

Job ID: 680-238693-2

Method: 7470A - Mercury (CVAA)

Lab Sample ID: LCS 680-792399/2-A
Matrix: Water
Analysis Batch: 792626

Client Sample ID: Lab Control Sample
Prep Type: Total/NA
Prep Batch: 792399

Analyte	Spike Added	LCS Result	LCS Qualifier	Unit	D	%Rec	%Rec Limits
Mercury	0.00250	0.00242		mg/L		97	80 - 120

Lab Sample ID: 680-238484-A-2-H MS
Matrix: Water
Analysis Batch: 792626

Client Sample ID: Matrix Spike
Prep Type: Dissolved
Prep Batch: 792399

Analyte	Sample Result	Sample Qualifier	Spike Added	MS Result	MS Qualifier	Unit	D	%Rec	%Rec Limits
Mercury	<0.000080		0.00100	0.000965		mg/L		96	80 - 120

Lab Sample ID: 680-238484-A-2-I MSD
Matrix: Water
Analysis Batch: 792626

Client Sample ID: Matrix Spike Duplicate
Prep Type: Dissolved
Prep Batch: 792399

Analyte	Sample Result	Sample Qualifier	Spike Added	MSD Result	MSD Qualifier	Unit	D	%Rec	%Rec Limits	RPD	RPD Limit
Mercury	<0.000080		0.00100	0.000943		mg/L		94	80 - 120	2	20

Method: 2320B-2011 - Alkalinity, Total

Lab Sample ID: MB 680-792258/4
Matrix: Water
Analysis Batch: 792258

Client Sample ID: Method Blank
Prep Type: Total/NA

Analyte	MB Result	MB Qualifier	RL	MDL	Unit	D	Prepared	Analyzed	Dil Fac
Total Alkalinity as CaCO3 to pH 4.5	<2.2		5.0	2.2	mg/L			08/07/23 19:18	1
Bicarbonate Alkalinity as CaCO3	<5.0		5.0	5.0	mg/L			08/07/23 19:18	1
Carbonate Alkalinity as CaCO3	<5.0		5.0	5.0	mg/L			08/07/23 19:18	1

Lab Sample ID: LCS 680-792258/6
Matrix: Water
Analysis Batch: 792258

Client Sample ID: Lab Control Sample
Prep Type: Total/NA

Analyte	Spike Added	LCS Result	LCS Qualifier	Unit	D	%Rec	%Rec Limits
Total Alkalinity as CaCO3 to pH 4.5	250	244		mg/L		98	90 - 112

Lab Sample ID: LCSD 680-792258/31
Matrix: Water
Analysis Batch: 792258

Client Sample ID: Lab Control Sample Dup
Prep Type: Total/NA

Analyte	Spike Added	LCSD Result	LCSD Qualifier	Unit	D	%Rec	%Rec Limits	RPD	RPD Limit
Total Alkalinity as CaCO3 to pH 4.5	250	244		mg/L		98	90 - 112	0	30

Lab Sample ID: 680-238693-14 DU
Matrix: Water
Analysis Batch: 792258

Client Sample ID: SCH-GWA-16
Prep Type: Total/NA

Analyte	Sample Result	Sample Qualifier	DU Result	DU Qualifier	Unit	D	RPD	RPD Limit
Total Alkalinity as CaCO3 to pH 4.5	69		66.0		mg/L		4	30
Bicarbonate Alkalinity as CaCO3	69		66.0		mg/L		4	30

Eurofins Savannah

QC Sample Results

Client: Southern Company
 Project/Site: CCR - Plant Scherer Cell 1

Job ID: 680-238693-2

Method: 2320B-2011 - Alkalinity, Total (Continued)

Lab Sample ID: 680-238693-14 DU
 Matrix: Water
 Analysis Batch: 792258

Client Sample ID: SCH-GWA-16
 Prep Type: Total/NA

Analyte	Sample Result	Sample Qualifier	DU Result	DU Qualifier	Unit	D	RPD	RPD Limit
Carbonate Alkalinity as CaCO3	<5.0		<5.0		mg/L		NC	30

Method: 2540C-2011 - Total Dissolved Solids (Dried at 180 °C)

Lab Sample ID: MB 680-792496/1
 Matrix: Water
 Analysis Batch: 792496

Client Sample ID: Method Blank
 Prep Type: Total/NA

Analyte	MB Result	MB Qualifier	RL	MDL	Unit	D	Prepared	Analyzed	Dil Fac
Total Dissolved Solids	<10		10	10	mg/L			08/09/23 10:51	1

Lab Sample ID: LCS 680-792496/2
 Matrix: Water
 Analysis Batch: 792496

Client Sample ID: Lab Control Sample
 Prep Type: Total/NA

Analyte	Spike Added	LCS Result	LCS Qualifier	Unit	D	%Rec	%Rec Limits
Total Dissolved Solids	2380	2370		mg/L		100	80 - 120

Lab Sample ID: LCSD 680-792496/3
 Matrix: Water
 Analysis Batch: 792496

Client Sample ID: Lab Control Sample Dup
 Prep Type: Total/NA

Analyte	Spike Added	LCSD Result	LCSD Qualifier	Unit	D	%Rec	%Rec Limits	RPD	RPD Limit
Total Dissolved Solids	2380	2330		mg/L		98	80 - 120	2	25

Lab Sample ID: 680-238693-A-3 DU
 Matrix: Water
 Analysis Batch: 792496

Client Sample ID: Duplicate
 Prep Type: Total/NA

Analyte	Sample Result	Sample Qualifier	DU Result	DU Qualifier	Unit	D	RPD	RPD Limit
Total Dissolved Solids	310		302		mg/L		3	5

QC Association Summary

Client: Southern Company
 Project/Site: CCR - Plant Scherer Cell 1

Job ID: 680-238693-2

HPLC/IC

Analysis Batch: 793134

Lab Sample ID	Client Sample ID	Prep Type	Matrix	Method	Prep Batch
680-238693-13	SCH-GWA-15	Total/NA	Water	300.0-1993 R2.1	
680-238693-14	SCH-GWA-16	Total/NA	Water	300.0-1993 R2.1	
680-238693-15	SCH-GWA-17	Total/NA	Water	300.0-1993 R2.1	
MB 680-793134/33	Method Blank	Total/NA	Water	300.0-1993 R2.1	
LCS 680-793134/34	Lab Control Sample	Total/NA	Water	300.0-1993 R2.1	
LCSD 680-793134/35	Lab Control Sample Dup	Total/NA	Water	300.0-1993 R2.1	
752-10145-D-1 MS	Matrix Spike	Total/NA	Water	300.0-1993 R2.1	
752-10145-D-1 MSD	Matrix Spike Duplicate	Total/NA	Water	300.0-1993 R2.1	

Metals

Prep Batch: 792127

Lab Sample ID	Client Sample ID	Prep Type	Matrix	Method	Prep Batch
680-238693-14	SCH-GWA-16	Total Recoverable	Water	3005A	
MB 680-792127/1-A	Method Blank	Total Recoverable	Water	3005A	
LCS 680-792127/2-A	Lab Control Sample	Total Recoverable	Water	3005A	
752-10100-D-2-E MS	Matrix Spike	Total Recoverable	Water	3005A	
752-10100-D-2-F MSD	Matrix Spike Duplicate	Total Recoverable	Water	3005A	

Prep Batch: 792245

Lab Sample ID	Client Sample ID	Prep Type	Matrix	Method	Prep Batch
680-238693-13	SCH-GWA-15	Total Recoverable	Water	3005A	
680-238693-15	SCH-GWA-17	Total Recoverable	Water	3005A	
MB 680-792245/1-A	Method Blank	Total Recoverable	Water	3005A	
LCS 680-792245/2-A	Lab Control Sample	Total Recoverable	Water	3005A	
680-238694-E-1-B MS	Matrix Spike	Total Recoverable	Water	3005A	
680-238694-E-1-C MSD	Matrix Spike Duplicate	Total Recoverable	Water	3005A	

Prep Batch: 792399

Lab Sample ID	Client Sample ID	Prep Type	Matrix	Method	Prep Batch
680-238693-13	SCH-GWA-15	Total/NA	Water	7470A	
680-238693-14	SCH-GWA-16	Total/NA	Water	7470A	
680-238693-15	SCH-GWA-17	Total/NA	Water	7470A	
MB 680-792399/1-A	Method Blank	Total/NA	Water	7470A	
LCS 680-792399/2-A	Lab Control Sample	Total/NA	Water	7470A	
680-238484-A-2-H MS	Matrix Spike	Dissolved	Water	7470A	
680-238484-A-2-I MSD	Matrix Spike Duplicate	Dissolved	Water	7470A	

Analysis Batch: 792446

Lab Sample ID	Client Sample ID	Prep Type	Matrix	Method	Prep Batch
680-238693-13	SCH-GWA-15	Total Recoverable	Water	6020B	792245
680-238693-14	SCH-GWA-16	Total Recoverable	Water	6020B	792127
680-238693-15	SCH-GWA-17	Total Recoverable	Water	6020B	792245
MB 680-792127/1-A	Method Blank	Total Recoverable	Water	6020B	792127
MB 680-792245/1-A	Method Blank	Total Recoverable	Water	6020B	792245
LCS 680-792127/2-A	Lab Control Sample	Total Recoverable	Water	6020B	792127
LCS 680-792245/2-A	Lab Control Sample	Total Recoverable	Water	6020B	792245
680-238694-E-1-B MS	Matrix Spike	Total Recoverable	Water	6020B	792245
680-238694-E-1-C MSD	Matrix Spike Duplicate	Total Recoverable	Water	6020B	792245
752-10100-D-2-E MS	Matrix Spike	Total Recoverable	Water	6020B	792127
752-10100-D-2-F MSD	Matrix Spike Duplicate	Total Recoverable	Water	6020B	792127

QC Association Summary

Client: Southern Company
Project/Site: CCR - Plant Scherer Cell 1

Job ID: 680-238693-2

Metals

Analysis Batch: 792626

Lab Sample ID	Client Sample ID	Prep Type	Matrix	Method	Prep Batch
680-238693-13	SCH-GWA-15	Total/NA	Water	7470A	792399
680-238693-14	SCH-GWA-16	Total/NA	Water	7470A	792399
680-238693-15	SCH-GWA-17	Total/NA	Water	7470A	792399
MB 680-792399/1-A	Method Blank	Total/NA	Water	7470A	792399
LCS 680-792399/2-A	Lab Control Sample	Total/NA	Water	7470A	792399
680-238484-A-2-H MS	Matrix Spike	Dissolved	Water	7470A	792399
680-238484-A-2-I MSD	Matrix Spike Duplicate	Dissolved	Water	7470A	792399

Analysis Batch: 792890

Lab Sample ID	Client Sample ID	Prep Type	Matrix	Method	Prep Batch
680-238693-13	SCH-GWA-15	Total Recoverable	Water	6020B	792245
680-238693-14	SCH-GWA-16	Total Recoverable	Water	6020B	792127
680-238693-15	SCH-GWA-17	Total Recoverable	Water	6020B	792245
MB 680-792127/1-A	Method Blank	Total Recoverable	Water	6020B	792127
MB 680-792245/1-A	Method Blank	Total Recoverable	Water	6020B	792245
LCS 680-792127/2-A	Lab Control Sample	Total Recoverable	Water	6020B	792127
LCS 680-792245/2-A	Lab Control Sample	Total Recoverable	Water	6020B	792245
680-238694-E-1-B MS	Matrix Spike	Total Recoverable	Water	6020B	792245
680-238694-E-1-C MSD	Matrix Spike Duplicate	Total Recoverable	Water	6020B	792245
752-10100-D-2-E MS	Matrix Spike	Total Recoverable	Water	6020B	792127
752-10100-D-2-F MSD	Matrix Spike Duplicate	Total Recoverable	Water	6020B	792127

General Chemistry

Analysis Batch: 792258

Lab Sample ID	Client Sample ID	Prep Type	Matrix	Method	Prep Batch
680-238693-13	SCH-GWA-15	Total/NA	Water	2320B-2011	
680-238693-14	SCH-GWA-16	Total/NA	Water	2320B-2011	
680-238693-15	SCH-GWA-17	Total/NA	Water	2320B-2011	
MB 680-792258/4	Method Blank	Total/NA	Water	2320B-2011	
LCS 680-792258/6	Lab Control Sample	Total/NA	Water	2320B-2011	
LCSD 680-792258/31	Lab Control Sample Dup	Total/NA	Water	2320B-2011	
680-238693-14 DU	SCH-GWA-16	Total/NA	Water	2320B-2011	

Analysis Batch: 792496

Lab Sample ID	Client Sample ID	Prep Type	Matrix	Method	Prep Batch
680-238693-13	SCH-GWA-15	Total/NA	Water	2540C-2011	
680-238693-14	SCH-GWA-16	Total/NA	Water	2540C-2011	
680-238693-15	SCH-GWA-17	Total/NA	Water	2540C-2011	
MB 680-792496/1	Method Blank	Total/NA	Water	2540C-2011	
LCS 680-792496/2	Lab Control Sample	Total/NA	Water	2540C-2011	
LCSD 680-792496/3	Lab Control Sample Dup	Total/NA	Water	2540C-2011	
680-238693-A-3 DU	Duplicate	Total/NA	Water	2540C-2011	

Lab Chronicle

Client: Southern Company
Project/Site: CCR - Plant Scherer Cell 1

Job ID: 680-238693-2

Client Sample ID: SCH-GWA-15

Lab Sample ID: 680-238693-13

Date Collected: 08/03/23 17:13

Matrix: Water

Date Received: 08/05/23 08:00

Prep Type	Batch Type	Batch Method	Run	Dil Factor	Initial Amount	Final Amount	Batch Number	Prepared or Analyzed	Analyst	Lab
Total/NA	Analysis	300.0-1993 R2.1		1	5 mL	5 mL	793134	08/12/23 23:21	T1C	EET SAV
Instrument ID: CICK										
Total Recoverable	Prep	3005A			25 mL	125 mL	792245	08/08/23 08:58	RR	EET SAV
Total Recoverable	Analysis	6020B		1			792446	08/08/23 17:31	BWR	EET SAV
Instrument ID: ICPMSC										
Total Recoverable	Prep	3005A			25 mL	125 mL	792245	08/08/23 08:58	RR	EET SAV
Total Recoverable	Analysis	6020B		1			792890	08/10/23 13:27	BWR	EET SAV
Instrument ID: ICPMSC										
Total/NA	Prep	7470A			50 mL	50 mL	792399	08/08/23 16:17	DW	EET SAV
Total/NA	Analysis	7470A		1			792626	08/09/23 17:09	BJB	EET SAV
Instrument ID: QuickTrace2										
Total/NA	Analysis	2320B-2011		1			792258	08/07/23 22:26	PG	EET SAV
Instrument ID: MANTECH 2										
Total/NA	Analysis	2540C-2011		1	200 mL	200 mL	792496	08/09/23 10:51	PG	EET SAV
Instrument ID: NOEQUIP										

Client Sample ID: SCH-GWA-16

Lab Sample ID: 680-238693-14

Date Collected: 08/03/23 16:11

Matrix: Water

Date Received: 08/05/23 08:00

Prep Type	Batch Type	Batch Method	Run	Dil Factor	Initial Amount	Final Amount	Batch Number	Prepared or Analyzed	Analyst	Lab
Total/NA	Analysis	300.0-1993 R2.1		1	5 mL	5 mL	793134	08/12/23 23:33	T1C	EET SAV
Instrument ID: CICK										
Total Recoverable	Prep	3005A			25 mL	125 mL	792127	08/07/23 12:18	RR	EET SAV
Total Recoverable	Analysis	6020B		1			792446	08/08/23 21:05	BWR	EET SAV
Instrument ID: ICPMSC										
Total Recoverable	Prep	3005A			25 mL	125 mL	792127	08/07/23 12:18	RR	EET SAV
Total Recoverable	Analysis	6020B		1			792890	08/10/23 14:28	BWR	EET SAV
Instrument ID: ICPMSC										
Total/NA	Prep	7470A			50 mL	50 mL	792399	08/08/23 16:17	DW	EET SAV
Total/NA	Analysis	7470A		1			792626	08/09/23 17:10	BJB	EET SAV
Instrument ID: QuickTrace2										
Total/NA	Analysis	2320B-2011		1			792258	08/07/23 21:37	PG	EET SAV
Instrument ID: MANTECH 2										
Total/NA	Analysis	2540C-2011		1	200 mL	200 mL	792496	08/09/23 10:51	PG	EET SAV
Instrument ID: NOEQUIP										

Client Sample ID: SCH-GWA-17

Lab Sample ID: 680-238693-15

Date Collected: 08/03/23 16:22

Matrix: Water

Date Received: 08/05/23 08:00

Prep Type	Batch Type	Batch Method	Run	Dil Factor	Initial Amount	Final Amount	Batch Number	Prepared or Analyzed	Analyst	Lab
Total/NA	Analysis	300.0-1993 R2.1		1	5 mL	5 mL	793134	08/12/23 23:46	T1C	EET SAV
Instrument ID: CICK										

Lab Chronicle

Client: Southern Company
 Project/Site: CCR - Plant Scherer Cell 1

Job ID: 680-238693-2

Client Sample ID: SCH-GWA-17

Lab Sample ID: 680-238693-15

Date Collected: 08/03/23 16:22

Matrix: Water

Date Received: 08/05/23 08:00

Prep Type	Batch Type	Batch Method	Run	Dil Factor	Initial Amount	Final Amount	Batch Number	Prepared or Analyzed	Analyst	Lab
Total Recoverable	Prep	3005A			25 mL	125 mL	792245	08/08/23 08:58	RR	EET SAV
Total Recoverable	Analysis	6020B		1			792446	08/08/23 17:35	BWR	EET SAV
Instrument ID: ICPMSC										
Total Recoverable	Prep	3005A			25 mL	125 mL	792245	08/08/23 08:58	RR	EET SAV
Total Recoverable	Analysis	6020B		1			792890	08/10/23 13:31	BWR	EET SAV
Instrument ID: ICPMSC										
Total/NA	Prep	7470A			50 mL	50 mL	792399	08/08/23 16:17	DW	EET SAV
Total/NA	Analysis	7470A		1			792626	08/09/23 17:15	BJB	EET SAV
Instrument ID: QuickTrace2										
Total/NA	Analysis	2320B-2011		1			792258	08/07/23 22:17	PG	EET SAV
Instrument ID: MANTECH 2										
Total/NA	Analysis	2540C-2011		1	200 mL	200 mL	792496	08/09/23 10:51	PG	EET SAV
Instrument ID: NOEQUIP										

Laboratory References:

EET SAV = Eurofins Savannah, 5102 LaRoche Avenue, Savannah, GA 31404, TEL (912)354-7858



Accreditation/Certification Summary

Client: Southern Company
Project/Site: CCR - Plant Scherer Cell 1

Job ID: 680-238693-2

Laboratory: Eurofins Savannah

The accreditations/certifications listed below are applicable to this report.

Authority	Program	Identification Number	Expiration Date
Florida	NELAP	E87052	06-30-24
Georgia	State	E87052	06-30-24

1

2

3

4

5

6

7

8

9

10

11

12

Method Summary

Client: Southern Company
Project/Site: CCR - Plant Scherer Cell 1

Job ID: 680-238693-2

Method	Method Description	Protocol	Laboratory
300.0-1993 R2.1	Anions, Ion Chromatography	MCAWW	EET SAV
6020B	Metals (ICP/MS)	SW846	EET SAV
7470A	Mercury (CVAA)	SW846	EET SAV
2320B-2011	Alkalinity, Total	SM	EET SAV
2540C-2011	Total Dissolved Solids (Dried at 180 °C)	SM	EET SAV
3005A	Preparation, Total Recoverable or Dissolved Metals	SW846	EET SAV
7470A	Preparation, Mercury	SW846	EET SAV

Protocol References:

- MCAWW = "Methods For Chemical Analysis Of Water And Wastes", EPA-600/4-79-020, March 1983 And Subsequent Revisions.
- SM = "Standard Methods For The Examination Of Water And Wastewater"
- SW846 = "Test Methods For Evaluating Solid Waste, Physical/Chemical Methods", Third Edition, November 1986 And Its Updates.

Laboratory References:

- EET SAV = Eurofins Savannah, 5102 LaRoche Avenue, Savannah, GA 31404, TEL (912)354-7858



TestAmerica Pittsburgh

301 Alpha Drive
 RIOC Park
 Pittsburgh, PA 15238-2907
 phone 412.963.7058 fax 412.963.2468

Chain of Custody Record



TestAmerica Laboratories, Inc.

Regulatory Program: DW NRCOS RCRA Other:

Client Contact		Project Manager: Dawn Proll		Site Contact: Dawn Proll		Date: 08/04/2023		COC No:																													
Joju Abraham		Tel/Fax: 248-636-5445		Lab Contact: David Fuller		Carrier:		1 of 1 COCs																													
Southern Company		Analysis Turnaround Time		Perform MS / MSD (Y / N) SO ₂ , TATQA: As, Ba, B, Br, Ca, Cd, Cr, Co, Cu, Pb, Hg, Ni, Sb, Se, Ag, Ti, V, Zn Cations: Na, Mg, K Cl, F, SO ₄ , TDS Alkalinity (Total), CO ₃ , HCO ₃		Sampler: For Lab Use Only: Walk-in Client: <input type="checkbox"/> Lab Sampling: <input type="checkbox"/> Job / SDG No.:		Sample Specific Notes:																													
241 Ralph McGill Blvd SE B10185		<input checked="" type="checkbox"/> CALENDAR DAYS <input type="checkbox"/> WORKING DAYS TAT if different from Below 3-5 days,																																			
Atlanta, GA 30308		<input type="checkbox"/> 2 weeks <input type="checkbox"/> 1 week <input type="checkbox"/> 2 days <input type="checkbox"/> 1 day																																			
jAbraham@southernco.com Project Name: CCR - Plant Scherer Cell 1 Site: Georgia Project #: 31406440.022																																					
Sample Identification	Sample Date	Sample Time	Sample Type (G=Comp, G=Grav)	Matrix	# of Cont.	Filtered	MS	MSD	Y	N	SO ₂	TATQA	As	Ba	B	Br	Ca	Cd	Cr	Co	Cu	Pb	Hg	Ni	Sb	Se	Ag	Ti	V	Zn	Cations: Na, Mg, K	Cl	F	SO ₄	TDS	Alkalinity (Total), CO ₃ , HCO ₃	
SCH-GWA-15	8/3/2023	17:13	G	WG	4	N	N	X	X	X	X																										
SCH-GWA-16	8/3/2023	16:11	G	WG	4	N	N	X	X	X	X																										
SCH-GWA-17	8/3/2023	16:22	G	WG	4	N	N	X	X	X	X																										
Preservation Used: 1= Ice, 2= HCl; 3= H2SO4; 4= HNO3; 5= NaOH; 6= Other							4	4	1	1																											
Possible Hazard Identification: Are any samples from a listed EPA Hazardous Waste? Please List any EPA Waste Codes for the sample in the Comments Section if the lab is to dispose of the sample.						Sample Disposal (A fee may be assessed if samples are retained longer than 3 months)																															
<input type="checkbox"/> Non-Hazard <input type="checkbox"/> Removable <input type="checkbox"/> Skin Irritant <input type="checkbox"/> Poison B <input type="checkbox"/> Unknown						<input type="checkbox"/> Return to Client <input type="checkbox"/> Disposal by Lab <input type="checkbox"/> Archive for _____ months																															
Special Instructions/QC Requirements & Comments: SCH-CCR-ASSMT-202352																																					
Custody Seals Intact: <input type="checkbox"/> Yes <input type="checkbox"/> No		Custody Seal No.:		Cooler Temp. (°C): Obs'd:		Corr'd:		Therm ID No:																													
Reinquished by: MARK MANN / <i>[Signature]</i>		Company: WSP		Date/Time: 08/04/23 1500		Received by: <i>[Signature]</i>		Company:		Date/Time: 8/4 1300																											
Reinquished by: <i>[Signature]</i>		Company:		Date/Time: 8/4 1300		Received by:		Company:		Date/Time:																											
Reinquished by:		Company:		Date/Time:		Received in Laboratory by: <i>[Signature]</i>		Company:		Date/Time: 8/5/23 0800																											

244-ATLANTA

Login Sample Receipt Checklist

Client: Southern Company

Job Number: 680-238693-2

Login Number: 238693

List Number: 1

Creator: Munro, Caroline

List Source: Eurofins Savannah

Question	Answer	Comment
Radioactivity wasn't checked or is <=/ background as measured by a survey meter.	N/A	
The cooler's custody seal, if present, is intact.	True	
Sample custody seals, if present, are intact.	True	
The cooler or samples do not appear to have been compromised or tampered with.	True	
Samples were received on ice.	True	
Cooler Temperature is acceptable.	True	
Cooler Temperature is recorded.	True	
COC is present.	True	
COC is filled out in ink and legible.	True	
COC is filled out with all pertinent information.	True	
Is the Field Sampler's name present on COC?	True	
There are no discrepancies between the containers received and the COC.	True	
Samples are received within Holding Time (excluding tests with immediate HTs)	True	
Sample containers have legible labels.	True	
Containers are not broken or leaking.	True	
Sample collection date/times are provided.	True	
Appropriate sample containers are used.	True	
Sample bottles are completely filled.	True	
Sample Preservation Verified.	N/A	
There is sufficient vol. for all requested analyses, incl. any requested MS/MSDs	True	
Containers requiring zero headspace have no headspace or bubble is <6mm (1/4").	N/A	
Multiphasic samples are not present.	True	
Samples do not require splitting or compositing.	True	
Residual Chlorine Checked.	N/A	



ANALYTICAL REPORT

PREPARED FOR

Attn: Joju Abraham
Southern Company
241 Ralph McGill Blvd SE
B10185
Atlanta, Georgia 30308

Generated 8/17/2023 4:15:18 PM

JOB DESCRIPTION

CCR - Plant Scherer Cell 1

JOB NUMBER

680-238848-1

Eurofins Savannah

Job Notes

This report may not be reproduced except in full, and with written approval from the laboratory. The results relate only to the samples tested. For questions please contact the Project Manager at the e-mail address or telephone number listed on this page.

The test results in this report relate only to the samples as received by the laboratory and will meet all requirements of the methodology, with any exceptions noted. This report shall not be reproduced except in full, without the express written approval of the laboratory. All questions should be directed to the Eurofins Environment Testing Southeast, LLC Project Manager.

Authorization



Authorized for release by
David Fuller, Project Manager
David.Fuller@et.eurofinsus.com
(770)344-8986

Generated
8/17/2023 4:15:18 PM

Definitions/Glossary

Client: Southern Company
Project/Site: CCR - Plant Scherer Cell 1

Job ID: 680-238848-1

Qualifiers

HPLC/IC

Qualifier	Qualifier Description
J	Result is less than the RL but greater than or equal to the MDL and the concentration is an approximate value.

Metals

Qualifier	Qualifier Description
4	MS, MSD: The analyte present in the original sample is greater than 4 times the matrix spike concentration; therefore, control limits are not applicable.
B	Compound was found in the blank and sample.
F1	MS and/or MSD recovery exceeds control limits.
F2	MS/MSD RPD exceeds control limits
J	Result is less than the RL but greater than or equal to the MDL and the concentration is an approximate value.

General Chemistry

Qualifier	Qualifier Description
F3	Duplicate RPD exceeds the control limit

Glossary

Abbreviation	These commonly used abbreviations may or may not be present in this report.
α	Listed under the "D" column to designate that the result is reported on a dry weight basis
%R	Percent Recovery
CFL	Contains Free Liquid
CFU	Colony Forming Unit
CNF	Contains No Free Liquid
DER	Duplicate Error Ratio (normalized absolute difference)
Dil Fac	Dilution Factor
DL	Detection Limit (DoD/DOE)
DL, RA, RE, IN	Indicates a Dilution, Re-analysis, Re-extraction, or additional Initial metals/anion analysis of the sample
DLC	Decision Level Concentration (Radiochemistry)
EDL	Estimated Detection Limit (Dioxin)
LOD	Limit of Detection (DoD/DOE)
LOQ	Limit of Quantitation (DoD/DOE)
MCL	EPA recommended "Maximum Contaminant Level"
MDA	Minimum Detectable Activity (Radiochemistry)
MDC	Minimum Detectable Concentration (Radiochemistry)
MDL	Method Detection Limit
ML	Minimum Level (Dioxin)
MPN	Most Probable Number
MQL	Method Quantitation Limit
NC	Not Calculated
ND	Not Detected at the reporting limit (or MDL or EDL if shown)
NEG	Negative / Absent
POS	Positive / Present
PQL	Practical Quantitation Limit
PRES	Presumptive
QC	Quality Control
RER	Relative Error Ratio (Radiochemistry)
RL	Reporting Limit or Requested Limit (Radiochemistry)
RPD	Relative Percent Difference, a measure of the relative difference between two points
TEF	Toxicity Equivalent Factor (Dioxin)
TEQ	Toxicity Equivalent Quotient (Dioxin)
TNTC	Too Numerous To Count

Sample Summary

Client: Southern Company
Project/Site: CCR - Plant Scherer Cell 1

Job ID: 680-238848-1

Lab Sample ID	Client Sample ID	Matrix	Collected	Received
680-238848-1	SCH-GWC-4	Water	08/08/23 13:51	08/09/23 11:15
680-238848-2	SCH-GWC-5	Water	08/08/23 11:01	08/09/23 11:15
680-238848-3	SCH-GWC-6	Water	08/08/23 12:09	08/09/23 11:15
680-238848-4	SCH-GWC-7	Water	08/08/23 13:02	08/09/23 11:15
680-238848-5	SCH-GWC-8A	Water	08/08/23 15:02	08/09/23 11:15
680-238848-6	SCH-GWC-9	Water	08/08/23 15:38	08/09/23 11:15
680-238848-7	SCH-GWC-19	Water	08/08/23 16:25	08/09/23 11:15
680-238848-8	SCH-GWC-20	Water	08/08/23 14:55	08/09/23 11:15
680-238848-9	SCH-CELL1-FD-4	Water	08/08/23 00:00	08/09/23 11:15
680-238848-10	SCH-CELL1-FD-5	Water	08/08/23 00:00	08/09/23 11:15
680-238848-11	SCH-CELL1-EB-4	Water	08/08/23 16:30	08/09/23 11:15
680-238848-12	SCH-CELL1-FB-4	Water	08/08/23 16:05	08/09/23 11:15



Case Narrative

Client: Southern Company
Project/Site: CCR - Plant Scherer Cell 1

Job ID: 680-238848-1

Job ID: 680-238848-1

Laboratory: Eurofins Savannah

Narrative

Job Narrative 680-238848-1

Receipt

The samples were received on 8/9/2023 11:15 AM. Unless otherwise noted below, the samples arrived in good condition, and, where required, properly preserved and on ice. The temperatures of the 5 coolers at receipt time were 1.0°C, 2.5°C, 2.9°C, 3.3°C and 3.5°C

HPLC/IC

No additional analytical or quality issues were noted, other than those described above or in the Definitions/ Glossary page.

Metals


No additional analytical or quality issues were noted, other than those described above or in the Definitions/ Glossary page.

General Chemistry

Method 2540C: A lesser volume of sample was used for the following samples due to the nature of the sample matrix resulting in elevated reporting limits: SCH-GWC-4 (680-238848-1), SCH-GWC-5 (680-238848-2), SCH-GWC-8A (680-238848-5), SCH-CELL1-FD-4 (680-238848-9) and SCH-CELL1-FD-5 (680-238848-10).

Method 2540C: The sample duplicate precision for the following sample associated with analytical batch 680-792966 was outside control limits: (680-238848-A-2 DU). The associated Laboratory Control Sample / Laboratory Control Sample Duplicate (LCS/LCSD) precision met acceptance criteria.

No additional analytical or quality issues were noted, other than those described above or in the Definitions/ Glossary page.



Client Sample Results

Client: Southern Company
Project/Site: CCR - Plant Scherer Cell 1

Job ID: 680-238848-1

Client Sample ID: SCH-GWC-4

Lab Sample ID: 680-238848-1

Date Collected: 08/08/23 13:51

Matrix: Water

Date Received: 08/09/23 11:15

Method: MCAWW 300.0-1993 R2.1 - Anions, Ion Chromatography

Analyte	Result	Qualifier	RL	MDL	Unit	D	Prepared	Analyzed	Dil Fac
Chloride	16		1.0	0.20	mg/L			08/15/23 22:01	1
Fluoride	0.10		0.10	0.040	mg/L			08/15/23 22:01	1
Sulfate	53		1.0	0.40	mg/L			08/15/23 22:01	1

Method: SW846 6020B - Metals (ICP/MS) - Total Recoverable

Analyte	Result	Qualifier	RL	MDL	Unit	D	Prepared	Analyzed	Dil Fac
Antimony	<0.00034		0.0020	0.00034	mg/L		08/10/23 06:19	08/11/23 18:14	1
Arsenic	<0.00086		0.0010	0.00086	mg/L		08/10/23 06:19	08/11/23 18:14	1
Barium	0.085		0.010	0.00089	mg/L		08/10/23 06:19	08/11/23 18:14	1
Beryllium	<0.00020		0.0025	0.00020	mg/L		08/10/23 06:19	08/11/23 18:14	1
Boron	<0.022		0.080	0.022	mg/L		08/10/23 06:19	08/11/23 18:14	1
Cadmium	<0.000078		0.0025	0.000078	mg/L		08/10/23 06:19	08/11/23 18:14	1
Calcium	25		0.50	0.14	mg/L		08/10/23 06:19	08/11/23 18:14	1
Chromium	0.0049		0.0020	0.0012	mg/L		08/10/23 06:19	08/11/23 18:14	1
Cobalt	<0.00022		0.0025	0.00022	mg/L		08/10/23 06:19	08/11/23 18:14	1
Copper	<0.0011		0.0020	0.0011	mg/L		08/10/23 06:19	08/11/23 18:14	1
Lead	<0.00021		0.0010	0.00021	mg/L		08/10/23 06:19	08/11/23 18:14	1
Magnesium	13		0.50	0.023	mg/L		08/10/23 06:19	08/11/23 18:14	1
Nickel	0.0010		0.0010	0.00042	mg/L		08/10/23 06:19	08/11/23 18:14	1
Potassium	1.6	B	0.50	0.044	mg/L		08/10/23 06:19	08/11/23 18:14	1
Selenium	0.0041	J	0.0050	0.00099	mg/L		08/10/23 06:19	08/11/23 18:14	1
Silver	<0.00039		0.0010	0.00039	mg/L		08/10/23 06:19	08/11/23 18:14	1
Sodium	13		0.50	0.20	mg/L		08/10/23 06:19	08/11/23 18:14	1
Thallium	<0.00026		0.0010	0.00026	mg/L		08/10/23 06:19	08/11/23 18:14	1
Vanadium	0.0056		0.0020	0.00063	mg/L		08/10/23 06:19	08/11/23 18:14	1
Zinc	<0.0028		0.0050	0.0028	mg/L		08/10/23 06:19	08/11/23 18:14	1

Method: SW846 7470A - Mercury (CVAA)

Analyte	Result	Qualifier	RL	MDL	Unit	D	Prepared	Analyzed	Dil Fac
Mercury	<0.000080		0.00020	0.000080	mg/L		08/10/23 11:07	08/11/23 11:00	1

General Chemistry

Analyte	Result	Qualifier	RL	MDL	Unit	D	Prepared	Analyzed	Dil Fac
Total Alkalinity as CaCO3 to pH 4.5 (SM 2320B-2011)	62		5.0	2.2	mg/L			08/10/23 20:31	1
Bicarbonate Alkalinity as CaCO3 (SM 2320B-2011)	62		5.0	5.0	mg/L			08/10/23 20:31	1
Carbonate Alkalinity as CaCO3 (SM 2320B-2011)	<5.0		5.0	5.0	mg/L			08/10/23 20:31	1
Total Dissolved Solids (SM 2540C-2011)	220		40	40	mg/L			08/11/23 11:01	1

Client Sample ID: SCH-GWC-5

Lab Sample ID: 680-238848-2

Date Collected: 08/08/23 11:01

Matrix: Water

Date Received: 08/09/23 11:15

Method: MCAWW 300.0-1993 R2.1 - Anions, Ion Chromatography

Analyte	Result	Qualifier	RL	MDL	Unit	D	Prepared	Analyzed	Dil Fac
Chloride	8.2		1.0	0.20	mg/L			08/15/23 22:14	1
Fluoride	0.066	J	0.10	0.040	mg/L			08/15/23 22:14	1
Sulfate	79		1.0	0.40	mg/L			08/15/23 22:14	1

Eurofins Savannah

Client Sample Results

Client: Southern Company
Project/Site: CCR - Plant Scherer Cell 1

Job ID: 680-238848-1

Client Sample ID: SCH-GWC-5

Lab Sample ID: 680-238848-2

Date Collected: 08/08/23 11:01

Matrix: Water

Date Received: 08/09/23 11:15

Method: SW846 6020B - Metals (ICP/MS) - Total Recoverable

Analyte	Result	Qualifier	RL	MDL	Unit	D	Prepared	Analyzed	Dil Fac
Antimony	<0.00034		0.0020	0.00034	mg/L		08/10/23 06:19	08/11/23 19:39	1
Arsenic	<0.00086		0.0010	0.00086	mg/L		08/10/23 06:19	08/11/23 19:39	1
Barium	0.031		0.010	0.00089	mg/L		08/10/23 06:19	08/11/23 19:39	1
Beryllium	<0.00020		0.0025	0.00020	mg/L		08/10/23 06:19	08/11/23 19:39	1
Boron	0.15		0.080	0.022	mg/L		08/10/23 06:19	08/11/23 19:39	1
Cadmium	<0.000078		0.0025	0.000078	mg/L		08/10/23 06:19	08/11/23 19:39	1
Calcium	30		0.50	0.14	mg/L		08/10/23 06:19	08/11/23 19:39	1
Chromium	0.0066		0.0020	0.0012	mg/L		08/10/23 06:19	08/11/23 19:39	1
Cobalt	<0.00022		0.0025	0.00022	mg/L		08/10/23 06:19	08/11/23 19:39	1
Copper	<0.0011		0.0020	0.0011	mg/L		08/10/23 06:19	08/11/23 19:39	1
Lead	<0.00021		0.0010	0.00021	mg/L		08/10/23 06:19	08/11/23 19:39	1
Magnesium	14		0.50	0.023	mg/L		08/10/23 06:19	08/11/23 19:39	1
Nickel	<0.00042		0.0010	0.00042	mg/L		08/10/23 06:19	08/11/23 19:39	1
Potassium	0.96	B	0.50	0.044	mg/L		08/10/23 06:19	08/11/23 19:39	1
Selenium	0.0030	J	0.0050	0.00099	mg/L		08/10/23 06:19	08/11/23 19:39	1
Silver	<0.00039		0.0010	0.00039	mg/L		08/10/23 06:19	08/11/23 19:39	1
Sodium	11		0.50	0.20	mg/L		08/10/23 06:19	08/11/23 19:39	1
Thallium	<0.00026		0.0010	0.00026	mg/L		08/10/23 06:19	08/11/23 19:39	1
Vanadium	0.0018	J	0.0020	0.00063	mg/L		08/10/23 06:19	08/11/23 19:39	1
Zinc	<0.0028		0.0050	0.0028	mg/L		08/10/23 06:19	08/11/23 19:39	1

Method: SW846 7470A - Mercury (CVAA)

Analyte	Result	Qualifier	RL	MDL	Unit	D	Prepared	Analyzed	Dil Fac
Mercury	<0.000080		0.00020	0.000080	mg/L		08/10/23 11:07	08/11/23 11:01	1

General Chemistry

Analyte	Result	Qualifier	RL	MDL	Unit	D	Prepared	Analyzed	Dil Fac
Total Alkalinity as CaCO3 to pH 4.5 (SM 2320B-2011)	64		5.0	2.2	mg/L			08/10/23 20:49	1
Bicarbonate Alkalinity as CaCO3 (SM 2320B-2011)	64		5.0	5.0	mg/L			08/10/23 20:49	1
Carbonate Alkalinity as CaCO3 (SM 2320B-2011)	<5.0		5.0	5.0	mg/L			08/10/23 20:49	1
Total Dissolved Solids (SM 2540C-2011)	230		40	40	mg/L			08/11/23 11:01	1

Client Sample ID: SCH-GWC-6

Lab Sample ID: 680-238848-3

Date Collected: 08/08/23 12:09

Matrix: Water

Date Received: 08/09/23 11:15

Method: MCAWW 300.0-1993 R2.1 - Anions, Ion Chromatography

Analyte	Result	Qualifier	RL	MDL	Unit	D	Prepared	Analyzed	Dil Fac
Chloride	5.5		1.0	0.20	mg/L			08/16/23 11:09	1
Fluoride	0.10		0.10	0.040	mg/L			08/16/23 11:09	1
Sulfate	6.5		1.0	0.40	mg/L			08/16/23 11:09	1

Method: SW846 6020B - Metals (ICP/MS) - Total Recoverable

Analyte	Result	Qualifier	RL	MDL	Unit	D	Prepared	Analyzed	Dil Fac
Antimony	<0.00034		0.0020	0.00034	mg/L		08/10/23 06:31	08/12/23 00:57	1
Arsenic	<0.00086		0.0010	0.00086	mg/L		08/10/23 06:31	08/12/23 00:57	1
Barium	0.046		0.010	0.00089	mg/L		08/10/23 06:31	08/12/23 00:57	1
Beryllium	<0.00020		0.0025	0.00020	mg/L		08/10/23 06:31	08/12/23 00:57	1

Eurofins Savannah

Client Sample Results

Client: Southern Company
Project/Site: CCR - Plant Scherer Cell 1

Job ID: 680-238848-1

Client Sample ID: SCH-GWC-6

Lab Sample ID: 680-238848-3

Date Collected: 08/08/23 12:09

Matrix: Water

Date Received: 08/09/23 11:15

Method: SW846 6020B - Metals (ICP/MS) - Total Recoverable (Continued)

Analyte	Result	Qualifier	RL	MDL	Unit	D	Prepared	Analyzed	Dil Fac
Boron	<0.022		0.080	0.022	mg/L		08/10/23 06:31	08/14/23 13:48	1
Cadmium	<0.000078		0.0025	0.000078	mg/L		08/10/23 06:31	08/12/23 00:57	1
Calcium	15		0.50	0.14	mg/L		08/10/23 06:31	08/12/23 00:57	1
Chromium	0.0048		0.0020	0.0012	mg/L		08/10/23 06:31	08/12/23 00:57	1
Cobalt	<0.00022		0.0025	0.00022	mg/L		08/10/23 06:31	08/12/23 00:57	1
Copper	<0.0011		0.0020	0.0011	mg/L		08/10/23 06:31	08/12/23 00:57	1
Lead	<0.00021		0.0010	0.00021	mg/L		08/10/23 06:31	08/12/23 00:57	1
Magnesium	6.2		0.50	0.023	mg/L		08/10/23 06:31	08/12/23 00:57	1
Nickel	0.00075	J	0.0010	0.00042	mg/L		08/10/23 06:31	08/12/23 00:57	1
Potassium	1.4		0.50	0.044	mg/L		08/10/23 06:31	08/12/23 00:57	1
Selenium	<0.00099		0.0050	0.00099	mg/L		08/10/23 06:31	08/12/23 00:57	1
Silver	<0.00039		0.0010	0.00039	mg/L		08/10/23 06:31	08/12/23 00:57	1
Sodium	9.0		0.50	0.20	mg/L		08/10/23 06:31	08/12/23 00:57	1
Thallium	<0.00026		0.0010	0.00026	mg/L		08/10/23 06:31	08/12/23 00:57	1
Vanadium	0.0094		0.0020	0.00063	mg/L		08/10/23 06:31	08/12/23 00:57	1
Zinc	<0.0028		0.0050	0.0028	mg/L		08/10/23 06:31	08/12/23 00:57	1

Method: SW846 7470A - Mercury (CVAA)

Analyte	Result	Qualifier	RL	MDL	Unit	D	Prepared	Analyzed	Dil Fac
Mercury	<0.000080		0.00020	0.000080	mg/L		08/10/23 11:07	08/11/23 11:03	1

General Chemistry

Analyte	Result	Qualifier	RL	MDL	Unit	D	Prepared	Analyzed	Dil Fac
Total Alkalinity as CaCO3 to pH 4.5 (SM 2320B-2011)	73		5.0	2.2	mg/L			08/10/23 20:40	1
Bicarbonate Alkalinity as CaCO3 (SM 2320B-2011)	73		5.0	5.0	mg/L			08/10/23 20:40	1
Carbonate Alkalinity as CaCO3 (SM 2320B-2011)	<5.0		5.0	5.0	mg/L			08/10/23 20:40	1
Total Dissolved Solids (SM 2540C-2011)	110		10	10	mg/L			08/11/23 11:01	1

Client Sample ID: SCH-GWC-7

Lab Sample ID: 680-238848-4

Date Collected: 08/08/23 13:02

Matrix: Water

Date Received: 08/09/23 11:15

Method: MCAWW 300.0-1993 R2.1 - Anions, Ion Chromatography

Analyte	Result	Qualifier	RL	MDL	Unit	D	Prepared	Analyzed	Dil Fac
Chloride	3.8		1.0	0.20	mg/L			08/16/23 11:47	1
Fluoride	0.084	J	0.10	0.040	mg/L			08/16/23 11:47	1
Sulfate	<0.40		1.0	0.40	mg/L			08/16/23 11:47	1

Method: SW846 6020B - Metals (ICP/MS) - Total Recoverable

Analyte	Result	Qualifier	RL	MDL	Unit	D	Prepared	Analyzed	Dil Fac
Antimony	<0.00034		0.0020	0.00034	mg/L		08/10/23 06:19	08/11/23 18:55	1
Arsenic	<0.00086		0.0010	0.00086	mg/L		08/10/23 06:19	08/11/23 18:55	1
Barium	0.034		0.010	0.00089	mg/L		08/10/23 06:19	08/11/23 18:55	1
Beryllium	<0.00020		0.0025	0.00020	mg/L		08/10/23 06:19	08/11/23 18:55	1
Boron	<0.022		0.080	0.022	mg/L		08/10/23 06:19	08/11/23 18:55	1
Cadmium	<0.000078		0.0025	0.000078	mg/L		08/10/23 06:19	08/11/23 18:55	1
Calcium	15		0.50	0.14	mg/L		08/10/23 06:19	08/11/23 18:55	1
Chromium	0.0094		0.0020	0.0012	mg/L		08/10/23 06:19	08/11/23 18:55	1

Eurofins Savannah

Client Sample Results

Client: Southern Company
Project/Site: CCR - Plant Scherer Cell 1

Job ID: 680-238848-1

Client Sample ID: SCH-GWC-7

Lab Sample ID: 680-238848-4

Date Collected: 08/08/23 13:02

Matrix: Water

Date Received: 08/09/23 11:15

Method: SW846 6020B - Metals (ICP/MS) - Total Recoverable (Continued)

Analyte	Result	Qualifier	RL	MDL	Unit	D	Prepared	Analyzed	Dil Fac
Cobalt	<0.00022		0.0025	0.00022	mg/L		08/10/23 06:19	08/11/23 18:55	1
Copper	<0.0011		0.0020	0.0011	mg/L		08/10/23 06:19	08/11/23 18:55	1
Lead	<0.00021		0.0010	0.00021	mg/L		08/10/23 06:19	08/11/23 18:55	1
Magnesium	6.0		0.50	0.023	mg/L		08/10/23 06:19	08/11/23 18:55	1
Nickel	<0.00042		0.0010	0.00042	mg/L		08/10/23 06:19	08/11/23 18:55	1
Potassium	1.0 B		0.50	0.044	mg/L		08/10/23 06:19	08/11/23 18:55	1
Selenium	<0.00099		0.0050	0.00099	mg/L		08/10/23 06:19	08/11/23 18:55	1
Silver	<0.00039		0.0010	0.00039	mg/L		08/10/23 06:19	08/11/23 18:55	1
Sodium	8.2		0.50	0.20	mg/L		08/10/23 06:19	08/11/23 18:55	1
Thallium	<0.00026		0.0010	0.00026	mg/L		08/10/23 06:19	08/11/23 18:55	1
Vanadium	0.012		0.0020	0.00063	mg/L		08/10/23 06:19	08/11/23 18:55	1
Zinc	<0.0028		0.0050	0.0028	mg/L		08/10/23 06:19	08/11/23 18:55	1

Method: SW846 7470A - Mercury (CVAA)

Analyte	Result	Qualifier	RL	MDL	Unit	D	Prepared	Analyzed	Dil Fac
Mercury	<0.000080		0.00020	0.000080	mg/L		08/10/23 11:07	08/11/23 11:08	1

General Chemistry

Analyte	Result	Qualifier	RL	MDL	Unit	D	Prepared	Analyzed	Dil Fac
Total Alkalinity as CaCO3 to pH 4.5 (SM 2320B-2011)	81		5.0	2.2	mg/L			08/10/23 22:02	1
Bicarbonate Alkalinity as CaCO3 (SM 2320B-2011)	81		5.0	5.0	mg/L			08/10/23 22:02	1
Carbonate Alkalinity as CaCO3 (SM 2320B-2011)	<5.0		5.0	5.0	mg/L			08/10/23 22:02	1
Total Dissolved Solids (SM 2540C-2011)	130		10	10	mg/L			08/11/23 11:01	1

Client Sample ID: SCH-GWC-8A

Lab Sample ID: 680-238848-5

Date Collected: 08/08/23 15:02

Matrix: Water

Date Received: 08/09/23 11:15

Method: MCAWW 300.0-1993 R2.1 - Anions, Ion Chromatography

Analyte	Result	Qualifier	RL	MDL	Unit	D	Prepared	Analyzed	Dil Fac
Chloride	8.2		1.0	0.20	mg/L			08/16/23 11:59	1
Fluoride	0.053 J		0.10	0.040	mg/L			08/16/23 11:59	1
Sulfate	7.8		1.0	0.40	mg/L			08/16/23 11:59	1

Method: SW846 6020B - Metals (ICP/MS) - Total Recoverable

Analyte	Result	Qualifier	RL	MDL	Unit	D	Prepared	Analyzed	Dil Fac
Antimony	<0.00034		0.0020	0.00034	mg/L		08/10/23 06:19	08/11/23 19:35	1
Arsenic	0.00091 J		0.0010	0.00086	mg/L		08/10/23 06:19	08/11/23 19:35	1
Barium	0.051		0.010	0.00089	mg/L		08/10/23 06:19	08/11/23 19:35	1
Beryllium	<0.00020		0.0025	0.00020	mg/L		08/10/23 06:19	08/11/23 19:35	1
Boron	0.14		0.080	0.022	mg/L		08/10/23 06:19	08/11/23 19:35	1
Cadmium	<0.000078		0.0025	0.000078	mg/L		08/10/23 06:19	08/11/23 19:35	1
Calcium	53		0.50	0.14	mg/L		08/10/23 06:19	08/11/23 19:35	1
Chromium	0.0013 J		0.0020	0.0012	mg/L		08/10/23 06:19	08/11/23 19:35	1
Cobalt	0.0044		0.0025	0.00022	mg/L		08/10/23 06:19	08/11/23 19:35	1
Copper	<0.0011		0.0020	0.0011	mg/L		08/10/23 06:19	08/11/23 19:35	1
Lead	<0.00021		0.0010	0.00021	mg/L		08/10/23 06:19	08/11/23 19:35	1
Magnesium	26		0.50	0.023	mg/L		08/10/23 06:19	08/11/23 19:35	1

Eurofins Savannah

Client Sample Results

Client: Southern Company
Project/Site: CCR - Plant Scherer Cell 1

Job ID: 680-238848-1

Client Sample ID: SCH-GWC-8A

Lab Sample ID: 680-238848-5

Date Collected: 08/08/23 15:02

Matrix: Water

Date Received: 08/09/23 11:15

Method: SW846 6020B - Metals (ICP/MS) - Total Recoverable (Continued)

Analyte	Result	Qualifier	RL	MDL	Unit	D	Prepared	Analyzed	Dil Fac
Nickel	0.0087		0.0010	0.00042	mg/L		08/10/23 06:19	08/11/23 19:35	1
Potassium	2.3	B	0.50	0.044	mg/L		08/10/23 06:19	08/11/23 19:35	1
Selenium	<0.00099		0.0050	0.00099	mg/L		08/10/23 06:19	08/11/23 19:35	1
Silver	<0.00039		0.0010	0.00039	mg/L		08/10/23 06:19	08/11/23 19:35	1
Sodium	15		0.50	0.20	mg/L		08/10/23 06:19	08/11/23 19:35	1
Thallium	<0.00026		0.0010	0.00026	mg/L		08/10/23 06:19	08/11/23 19:35	1
Vanadium	<0.00063		0.0020	0.00063	mg/L		08/10/23 06:19	08/11/23 19:35	1
Zinc	<0.0028		0.0050	0.0028	mg/L		08/10/23 06:19	08/11/23 19:35	1

Method: SW846 7470A - Mercury (CVAA)

Analyte	Result	Qualifier	RL	MDL	Unit	D	Prepared	Analyzed	Dil Fac
Mercury	<0.000080	F2 F1	0.00020	0.000080	mg/L		08/10/23 11:07	08/11/23 11:09	1

General Chemistry

Analyte	Result	Qualifier	RL	MDL	Unit	D	Prepared	Analyzed	Dil Fac
Total Alkalinity as CaCO3 to pH 4.5 (SM 2320B-2011)	260		5.0	2.2	mg/L			08/10/23 21:23	1
Bicarbonate Alkalinity as CaCO3 (SM 2320B-2011)	260		5.0	5.0	mg/L			08/10/23 21:23	1
Carbonate Alkalinity as CaCO3 (SM 2320B-2011)	<5.0		5.0	5.0	mg/L			08/10/23 21:23	1
Total Dissolved Solids (SM 2540C-2011)	910		40	40	mg/L			08/11/23 11:01	1

Client Sample ID: SCH-GWC-9

Lab Sample ID: 680-238848-6

Date Collected: 08/08/23 15:38

Matrix: Water

Date Received: 08/09/23 11:15

Method: MCAWW 300.0-1993 R2.1 - Anions, Ion Chromatography

Analyte	Result	Qualifier	RL	MDL	Unit	D	Prepared	Analyzed	Dil Fac
Chloride	4.0		1.0	0.20	mg/L			08/16/23 12:12	1
Fluoride	0.088	J	0.10	0.040	mg/L			08/16/23 12:12	1
Sulfate	13		1.0	0.40	mg/L			08/16/23 12:12	1

Method: SW846 6020B - Metals (ICP/MS) - Total Recoverable

Analyte	Result	Qualifier	RL	MDL	Unit	D	Prepared	Analyzed	Dil Fac
Antimony	<0.00034		0.0020	0.00034	mg/L		08/10/23 06:19	08/11/23 17:58	1
Arsenic	<0.00086		0.0010	0.00086	mg/L		08/10/23 06:19	08/11/23 17:58	1
Barium	0.027		0.010	0.00089	mg/L		08/10/23 06:19	08/11/23 17:58	1
Beryllium	<0.00020		0.0025	0.00020	mg/L		08/10/23 06:19	08/11/23 17:58	1
Boron	0.087		0.080	0.022	mg/L		08/10/23 06:19	08/11/23 17:58	1
Cadmium	<0.000078		0.0025	0.000078	mg/L		08/10/23 06:19	08/11/23 17:58	1
Calcium	18		0.50	0.14	mg/L		08/10/23 06:19	08/11/23 17:58	1
Chromium	0.0085		0.0020	0.0012	mg/L		08/10/23 06:19	08/11/23 17:58	1
Cobalt	<0.00022		0.0025	0.00022	mg/L		08/10/23 06:19	08/11/23 17:58	1
Copper	<0.0011		0.0020	0.0011	mg/L		08/10/23 06:19	08/11/23 17:58	1
Lead	<0.00021		0.0010	0.00021	mg/L		08/10/23 06:19	08/11/23 17:58	1
Magnesium	7.3		0.50	0.023	mg/L		08/10/23 06:19	08/11/23 17:58	1
Nickel	0.00066	J	0.0010	0.00042	mg/L		08/10/23 06:19	08/11/23 17:58	1
Potassium	1.2	B	0.50	0.044	mg/L		08/10/23 06:19	08/11/23 17:58	1
Selenium	<0.00099		0.0050	0.00099	mg/L		08/10/23 06:19	08/11/23 17:58	1
Silver	<0.00039		0.0010	0.00039	mg/L		08/10/23 06:19	08/11/23 17:58	1

Eurofins Savannah

Client Sample Results

Client: Southern Company
Project/Site: CCR - Plant Scherer Cell 1

Job ID: 680-238848-1

Client Sample ID: SCH-GWC-9

Lab Sample ID: 680-238848-6

Date Collected: 08/08/23 15:38

Matrix: Water

Date Received: 08/09/23 11:15

Method: SW846 6020B - Metals (ICP/MS) - Total Recoverable (Continued)

Analyte	Result	Qualifier	RL	MDL	Unit	D	Prepared	Analyzed	Dil Fac
Sodium	8.0		0.50	0.20	mg/L		08/10/23 06:19	08/11/23 17:58	1
Thallium	<0.00026		0.0010	0.00026	mg/L		08/10/23 06:19	08/11/23 17:58	1
Vanadium	0.019		0.0020	0.00063	mg/L		08/10/23 06:19	08/11/23 17:58	1
Zinc	<0.0028		0.0050	0.0028	mg/L		08/10/23 06:19	08/11/23 17:58	1

Method: SW846 7470A - Mercury (CVAA)

Analyte	Result	Qualifier	RL	MDL	Unit	D	Prepared	Analyzed	Dil Fac
Mercury	<0.000080		0.00020	0.000080	mg/L		08/10/23 11:56	08/11/23 11:20	1

General Chemistry

Analyte	Result	Qualifier	RL	MDL	Unit	D	Prepared	Analyzed	Dil Fac
Total Alkalinity as CaCO3 to pH 4.5 (SM 2320B-2011)	83		5.0	2.2	mg/L			08/10/23 21:43	1
Bicarbonate Alkalinity as CaCO3 (SM 2320B-2011)	83		5.0	5.0	mg/L			08/10/23 21:43	1
Carbonate Alkalinity as CaCO3 (SM 2320B-2011)	<5.0		5.0	5.0	mg/L			08/10/23 21:43	1
Total Dissolved Solids (SM 2540C-2011)	150		10	10	mg/L			08/11/23 11:01	1

Client Sample ID: SCH-GWC-19

Lab Sample ID: 680-238848-7

Date Collected: 08/08/23 16:25

Matrix: Water

Date Received: 08/09/23 11:15

Method: MCAWW 300.0-1993 R2.1 - Anions, Ion Chromatography

Analyte	Result	Qualifier	RL	MDL	Unit	D	Prepared	Analyzed	Dil Fac
Chloride	2.6		1.0	0.20	mg/L			08/16/23 12:25	1
Fluoride	0.067	J	0.10	0.040	mg/L			08/16/23 12:25	1
Sulfate	<0.40		1.0	0.40	mg/L			08/16/23 12:25	1

Method: SW846 6020B - Metals (ICP/MS) - Total Recoverable

Analyte	Result	Qualifier	RL	MDL	Unit	D	Prepared	Analyzed	Dil Fac
Antimony	<0.00034		0.0020	0.00034	mg/L		08/10/23 06:19	08/11/23 18:59	1
Arsenic	<0.00086		0.0010	0.00086	mg/L		08/10/23 06:19	08/11/23 18:59	1
Barium	0.032		0.010	0.00089	mg/L		08/10/23 06:19	08/11/23 18:59	1
Beryllium	<0.00020		0.0025	0.00020	mg/L		08/10/23 06:19	08/11/23 18:59	1
Boron	<0.022		0.080	0.022	mg/L		08/10/23 06:19	08/11/23 18:59	1
Cadmium	<0.000078		0.0025	0.000078	mg/L		08/10/23 06:19	08/11/23 18:59	1
Calcium	18		0.50	0.14	mg/L		08/10/23 06:19	08/11/23 18:59	1
Chromium	0.014		0.0020	0.0012	mg/L		08/10/23 06:19	08/11/23 18:59	1
Cobalt	<0.00022		0.0025	0.00022	mg/L		08/10/23 06:19	08/11/23 18:59	1
Copper	<0.0011		0.0020	0.0011	mg/L		08/10/23 06:19	08/11/23 18:59	1
Lead	<0.00021		0.0010	0.00021	mg/L		08/10/23 06:19	08/11/23 18:59	1
Magnesium	7.5		0.50	0.023	mg/L		08/10/23 06:19	08/11/23 18:59	1
Nickel	0.00051	J	0.0010	0.00042	mg/L		08/10/23 06:19	08/11/23 18:59	1
Potassium	1.2	B	0.50	0.044	mg/L		08/10/23 06:19	08/11/23 18:59	1
Selenium	<0.00099		0.0050	0.00099	mg/L		08/10/23 06:19	08/11/23 18:59	1
Silver	<0.00039		0.0010	0.00039	mg/L		08/10/23 06:19	08/11/23 18:59	1
Sodium	9.1		0.50	0.20	mg/L		08/10/23 06:19	08/11/23 18:59	1
Thallium	<0.00026		0.0010	0.00026	mg/L		08/10/23 06:19	08/11/23 18:59	1
Vanadium	0.0070		0.0020	0.00063	mg/L		08/10/23 06:19	08/11/23 18:59	1
Zinc	<0.0028		0.0050	0.0028	mg/L		08/10/23 06:19	08/11/23 18:59	1

Eurofins Savannah

Client Sample Results

Client: Southern Company
Project/Site: CCR - Plant Scherer Cell 1

Job ID: 680-238848-1

Client Sample ID: SCH-GWC-19

Lab Sample ID: 680-238848-7

Date Collected: 08/08/23 16:25

Matrix: Water

Date Received: 08/09/23 11:15

Method: SW846 7470A - Mercury (CVAA)

Analyte	Result	Qualifier	RL	MDL	Unit	D	Prepared	Analyzed	Dil Fac
Mercury	<0.000080		0.00020	0.000080	mg/L		08/10/23 11:56	08/11/23 11:22	1

General Chemistry

Analyte	Result	Qualifier	RL	MDL	Unit	D	Prepared	Analyzed	Dil Fac
Total Alkalinity as CaCO3 to pH 4.5 (SM 2320B-2011)	96		5.0	2.2	mg/L			08/10/23 21:52	1
Bicarbonate Alkalinity as CaCO3 (SM 2320B-2011)	96		5.0	5.0	mg/L			08/10/23 21:52	1
Carbonate Alkalinity as CaCO3 (SM 2320B-2011)	<5.0		5.0	5.0	mg/L			08/10/23 21:52	1
Total Dissolved Solids (SM 2540C-2011)	130		10	10	mg/L			08/11/23 11:01	1

Client Sample ID: SCH-GWC-20

Lab Sample ID: 680-238848-8

Date Collected: 08/08/23 14:55

Matrix: Water

Date Received: 08/09/23 11:15

Method: MCAWW 300.0-1993 R2.1 - Anions, Ion Chromatography

Analyte	Result	Qualifier	RL	MDL	Unit	D	Prepared	Analyzed	Dil Fac
Chloride	2.2		1.0	0.20	mg/L			08/16/23 12:37	1
Fluoride	0.053	J	0.10	0.040	mg/L			08/16/23 12:37	1
Sulfate	<0.40		1.0	0.40	mg/L			08/16/23 12:37	1

Method: SW846 6020B - Metals (ICP/MS) - Total Recoverable

Analyte	Result	Qualifier	RL	MDL	Unit	D	Prepared	Analyzed	Dil Fac
Antimony	<0.00034		0.0020	0.00034	mg/L		08/10/23 06:19	08/11/23 19:03	1
Arsenic	<0.00086		0.0010	0.00086	mg/L		08/10/23 06:19	08/11/23 19:03	1
Barium	0.035		0.010	0.00089	mg/L		08/10/23 06:19	08/11/23 19:03	1
Beryllium	<0.00020		0.0025	0.00020	mg/L		08/10/23 06:19	08/11/23 19:03	1
Boron	<0.022		0.080	0.022	mg/L		08/10/23 06:19	08/11/23 19:03	1
Cadmium	<0.000078		0.0025	0.000078	mg/L		08/10/23 06:19	08/11/23 19:03	1
Calcium	16		0.50	0.14	mg/L		08/10/23 06:19	08/11/23 19:03	1
Chromium	0.010		0.0020	0.0012	mg/L		08/10/23 06:19	08/11/23 19:03	1
Cobalt	<0.00022		0.0025	0.00022	mg/L		08/10/23 06:19	08/11/23 19:03	1
Copper	<0.0011		0.0020	0.0011	mg/L		08/10/23 06:19	08/11/23 19:03	1
Lead	<0.00021		0.0010	0.00021	mg/L		08/10/23 06:19	08/11/23 19:03	1
Magnesium	6.4		0.50	0.023	mg/L		08/10/23 06:19	08/11/23 19:03	1
Nickel	0.00067	J	0.0010	0.00042	mg/L		08/10/23 06:19	08/11/23 19:03	1
Potassium	1.1	B	0.50	0.044	mg/L		08/10/23 06:19	08/11/23 19:03	1
Selenium	<0.00099		0.0050	0.00099	mg/L		08/10/23 06:19	08/11/23 19:03	1
Silver	<0.00039		0.0010	0.00039	mg/L		08/10/23 06:19	08/11/23 19:03	1
Sodium	7.2		0.50	0.20	mg/L		08/10/23 06:19	08/11/23 19:03	1
Thallium	<0.00026		0.0010	0.00026	mg/L		08/10/23 06:19	08/11/23 19:03	1
Vanadium	0.018		0.0020	0.00063	mg/L		08/10/23 06:19	08/11/23 19:03	1
Zinc	<0.0028		0.0050	0.0028	mg/L		08/10/23 06:19	08/11/23 19:03	1

Method: SW846 7470A - Mercury (CVAA)

Analyte	Result	Qualifier	RL	MDL	Unit	D	Prepared	Analyzed	Dil Fac
Mercury	<0.000080		0.00020	0.000080	mg/L		08/10/23 11:56	08/11/23 11:23	1

Client Sample Results

Client: Southern Company
Project/Site: CCR - Plant Scherer Cell 1

Job ID: 680-238848-1

Client Sample ID: SCH-GWC-20

Lab Sample ID: 680-238848-8

Date Collected: 08/08/23 14:55

Matrix: Water

Date Received: 08/09/23 11:15

General Chemistry

Analyte	Result	Qualifier	RL	MDL	Unit	D	Prepared	Analyzed	Dil Fac
Total Alkalinity as CaCO3 to pH 4.5 (SM 2320B-2011)	79		5.0	2.2	mg/L			08/15/23 13:07	1
Bicarbonate Alkalinity as CaCO3 (SM 2320B-2011)	79		5.0	5.0	mg/L			08/15/23 13:07	1
Carbonate Alkalinity as CaCO3 (SM 2320B-2011)	<5.0		5.0	5.0	mg/L			08/15/23 13:07	1
Total Dissolved Solids (SM 2540C-2011)	130		10	10	mg/L			08/11/23 11:01	1

Client Sample ID: SCH-CELL1-FD-4

Lab Sample ID: 680-238848-9

Date Collected: 08/08/23 00:00

Matrix: Water

Date Received: 08/09/23 11:15

Method: MCAWW 300.0-1993 R2.1 - Anions, Ion Chromatography

Analyte	Result	Qualifier	RL	MDL	Unit	D	Prepared	Analyzed	Dil Fac
Chloride	8.6		1.0	0.20	mg/L			08/16/23 12:50	1
Fluoride	0.070	J	0.10	0.040	mg/L			08/16/23 12:50	1
Sulfate	81		1.0	0.40	mg/L			08/16/23 12:50	1

Method: SW846 6020B - Metals (ICP/MS) - Total Recoverable

Analyte	Result	Qualifier	RL	MDL	Unit	D	Prepared	Analyzed	Dil Fac
Antimony	<0.00034		0.0020	0.00034	mg/L		08/10/23 06:19	08/11/23 18:46	1
Arsenic	<0.00086		0.0010	0.00086	mg/L		08/10/23 06:19	08/11/23 18:46	1
Barium	0.033		0.010	0.00089	mg/L		08/10/23 06:19	08/11/23 18:46	1
Beryllium	<0.00020		0.0025	0.00020	mg/L		08/10/23 06:19	08/11/23 18:46	1
Boron	0.13		0.080	0.022	mg/L		08/10/23 06:19	08/11/23 18:46	1
Cadmium	<0.000078		0.0025	0.000078	mg/L		08/10/23 06:19	08/11/23 18:46	1
Calcium	29		0.50	0.14	mg/L		08/10/23 06:19	08/11/23 18:46	1
Chromium	0.0074		0.0020	0.0012	mg/L		08/10/23 06:19	08/11/23 18:46	1
Cobalt	<0.00022		0.0025	0.00022	mg/L		08/10/23 06:19	08/11/23 18:46	1
Copper	<0.0011		0.0020	0.0011	mg/L		08/10/23 06:19	08/11/23 18:46	1
Lead	<0.00021		0.0010	0.00021	mg/L		08/10/23 06:19	08/11/23 18:46	1
Magnesium	14		0.50	0.023	mg/L		08/10/23 06:19	08/11/23 18:46	1
Nickel	<0.00042		0.0010	0.00042	mg/L		08/10/23 06:19	08/11/23 18:46	1
Potassium	0.98	B	0.50	0.044	mg/L		08/10/23 06:19	08/11/23 18:46	1
Selenium	0.0031	J	0.0050	0.00099	mg/L		08/10/23 06:19	08/11/23 18:46	1
Silver	<0.00039		0.0010	0.00039	mg/L		08/10/23 06:19	08/11/23 18:46	1
Sodium	12		0.50	0.20	mg/L		08/10/23 06:19	08/11/23 18:46	1
Thallium	<0.00026		0.0010	0.00026	mg/L		08/10/23 06:19	08/11/23 18:46	1
Vanadium	0.0022		0.0020	0.00063	mg/L		08/10/23 06:19	08/11/23 18:46	1
Zinc	0.0028	J	0.0050	0.0028	mg/L		08/10/23 06:19	08/11/23 18:46	1

Method: SW846 7470A - Mercury (CVAA)

Analyte	Result	Qualifier	RL	MDL	Unit	D	Prepared	Analyzed	Dil Fac
Mercury	<0.000080		0.00020	0.000080	mg/L		08/10/23 11:56	08/11/23 11:25	1

General Chemistry

Analyte	Result	Qualifier	RL	MDL	Unit	D	Prepared	Analyzed	Dil Fac
Total Alkalinity as CaCO3 to pH 4.5 (SM 2320B-2011)	64		5.0	2.2	mg/L			08/15/23 13:56	1
Bicarbonate Alkalinity as CaCO3 (SM 2320B-2011)	64		5.0	5.0	mg/L			08/15/23 13:56	1

Eurofins Savannah

Client Sample Results

Client: Southern Company
Project/Site: CCR - Plant Scherer Cell 1

Job ID: 680-238848-1

Client Sample ID: SCH-CELL1-FD-4

Lab Sample ID: 680-238848-9

Date Collected: 08/08/23 00:00

Matrix: Water

Date Received: 08/09/23 11:15

General Chemistry (Continued)

Analyte	Result	Qualifier	RL	MDL	Unit	D	Prepared	Analyzed	Dil Fac
Carbonate Alkalinity as CaCO3 (SM 2320B-2011)	<5.0		5.0	5.0	mg/L			08/15/23 13:56	1
Total Dissolved Solids (SM 2540C-2011)	240		40	40	mg/L			08/11/23 11:01	1

Client Sample ID: SCH-CELL1-FD-5

Lab Sample ID: 680-238848-10

Date Collected: 08/08/23 00:00

Matrix: Water

Date Received: 08/09/23 11:15

Method: MCAWW 300.0-1993 R2.1 - Anions, Ion Chromatography

Analyte	Result	Qualifier	RL	MDL	Unit	D	Prepared	Analyzed	Dil Fac
Chloride	8.3		1.0	0.20	mg/L			08/16/23 13:03	1
Fluoride	0.075	J	0.10	0.040	mg/L			08/16/23 13:03	1
Sulfate	8.2		1.0	0.40	mg/L			08/16/23 13:03	1

Method: SW846 6020B - Metals (ICP/MS) - Total Recoverable

Analyte	Result	Qualifier	RL	MDL	Unit	D	Prepared	Analyzed	Dil Fac
Antimony	<0.00034		0.0020	0.00034	mg/L		08/10/23 06:19	08/11/23 18:42	1
Arsenic	<0.00086		0.0010	0.00086	mg/L		08/10/23 06:19	08/11/23 18:42	1
Barium	0.047		0.010	0.00089	mg/L		08/10/23 06:19	08/11/23 18:42	1
Beryllium	<0.00020		0.0025	0.00020	mg/L		08/10/23 06:19	08/11/23 18:42	1
Boron	0.099		0.080	0.022	mg/L		08/10/23 06:19	08/11/23 18:42	1
Cadmium	<0.000078		0.0025	0.000078	mg/L		08/10/23 06:19	08/11/23 18:42	1
Calcium	52		0.50	0.14	mg/L		08/10/23 06:19	08/11/23 18:42	1
Chromium	<0.0012		0.0020	0.0012	mg/L		08/10/23 06:19	08/11/23 18:42	1
Cobalt	0.0040		0.0025	0.00022	mg/L		08/10/23 06:19	08/11/23 18:42	1
Copper	<0.0011		0.0020	0.0011	mg/L		08/10/23 06:19	08/11/23 18:42	1
Lead	<0.00021		0.0010	0.00021	mg/L		08/10/23 06:19	08/11/23 18:42	1
Magnesium	23		0.50	0.023	mg/L		08/10/23 06:19	08/11/23 18:42	1
Nickel	0.0061		0.0010	0.00042	mg/L		08/10/23 06:19	08/11/23 18:42	1
Potassium	2.1	B	0.50	0.044	mg/L		08/10/23 06:19	08/11/23 18:42	1
Selenium	<0.00099		0.0050	0.00099	mg/L		08/10/23 06:19	08/11/23 18:42	1
Silver	<0.00039		0.0010	0.00039	mg/L		08/10/23 06:19	08/11/23 18:42	1
Sodium	14		0.50	0.20	mg/L		08/10/23 06:19	08/11/23 18:42	1
Thallium	<0.00026		0.0010	0.00026	mg/L		08/10/23 06:19	08/11/23 18:42	1
Vanadium	<0.00063		0.0020	0.00063	mg/L		08/10/23 06:19	08/11/23 18:42	1
Zinc	<0.0028		0.0050	0.0028	mg/L		08/10/23 06:19	08/11/23 18:42	1

Method: SW846 7470A - Mercury (CVAA)

Analyte	Result	Qualifier	RL	MDL	Unit	D	Prepared	Analyzed	Dil Fac
Mercury	<0.000080		0.00020	0.000080	mg/L		08/10/23 11:56	08/11/23 11:26	1

General Chemistry

Analyte	Result	Qualifier	RL	MDL	Unit	D	Prepared	Analyzed	Dil Fac
Total Alkalinity as CaCO3 to pH 4.5 (SM 2320B-2011)	250		5.0	2.2	mg/L			08/15/23 13:26	1
Bicarbonate Alkalinity as CaCO3 (SM 2320B-2011)	250		5.0	5.0	mg/L			08/15/23 13:26	1
Carbonate Alkalinity as CaCO3 (SM 2320B-2011)	<5.0		5.0	5.0	mg/L			08/15/23 13:26	1
Total Dissolved Solids (SM 2540C-2011)	320		40	40	mg/L			08/11/23 11:01	1

Eurofins Savannah

Client Sample Results

Client: Southern Company
Project/Site: CCR - Plant Scherer Cell 1

Job ID: 680-238848-1

Client Sample ID: SCH-CELL1-EB-4

Lab Sample ID: 680-238848-11

Date Collected: 08/08/23 16:30

Matrix: Water

Date Received: 08/09/23 11:15

Method: MCAWW 300.0-1993 R2.1 - Anions, Ion Chromatography

Analyte	Result	Qualifier	RL	MDL	Unit	D	Prepared	Analyzed	Dil Fac
Chloride	<0.20		1.0	0.20	mg/L			08/16/23 13:15	1
Fluoride	<0.040		0.10	0.040	mg/L			08/16/23 13:15	1
Sulfate	<0.40		1.0	0.40	mg/L			08/16/23 13:15	1

Method: SW846 6020B - Metals (ICP/MS) - Total Recoverable

Analyte	Result	Qualifier	RL	MDL	Unit	D	Prepared	Analyzed	Dil Fac
Antimony	<0.00034		0.0020	0.00034	mg/L		08/10/23 06:19	08/11/23 18:50	1
Arsenic	<0.00086		0.0010	0.00086	mg/L		08/10/23 06:19	08/11/23 18:50	1
Barium	0.0018	J	0.010	0.00089	mg/L		08/10/23 06:19	08/11/23 18:50	1
Beryllium	<0.00020		0.0025	0.00020	mg/L		08/10/23 06:19	08/11/23 18:50	1
Boron	<0.022		0.080	0.022	mg/L		08/10/23 06:19	08/11/23 18:50	1
Cadmium	<0.000078		0.0025	0.000078	mg/L		08/10/23 06:19	08/11/23 18:50	1
Calcium	<0.14		0.50	0.14	mg/L		08/10/23 06:19	08/11/23 18:50	1
Chromium	<0.0012		0.0020	0.0012	mg/L		08/10/23 06:19	08/11/23 18:50	1
Cobalt	<0.00022		0.0025	0.00022	mg/L		08/10/23 06:19	08/11/23 18:50	1
Copper	<0.0011		0.0020	0.0011	mg/L		08/10/23 06:19	08/11/23 18:50	1
Lead	<0.00021		0.0010	0.00021	mg/L		08/10/23 06:19	08/11/23 18:50	1
Magnesium	<0.023		0.50	0.023	mg/L		08/10/23 06:19	08/11/23 18:50	1
Nickel	<0.00042		0.0010	0.00042	mg/L		08/10/23 06:19	08/11/23 18:50	1
Potassium	0.069	J B	0.50	0.044	mg/L		08/10/23 06:19	08/11/23 18:50	1
Selenium	<0.00099		0.0050	0.00099	mg/L		08/10/23 06:19	08/11/23 18:50	1
Silver	<0.00039		0.0010	0.00039	mg/L		08/10/23 06:19	08/11/23 18:50	1
Sodium	<0.20		0.50	0.20	mg/L		08/10/23 06:19	08/11/23 18:50	1
Thallium	<0.00026		0.0010	0.00026	mg/L		08/10/23 06:19	08/11/23 18:50	1
Vanadium	<0.00063		0.0020	0.00063	mg/L		08/10/23 06:19	08/11/23 18:50	1
Zinc	<0.0028		0.0050	0.0028	mg/L		08/10/23 06:19	08/11/23 18:50	1

Method: SW846 7470A - Mercury (CVAA)

Analyte	Result	Qualifier	RL	MDL	Unit	D	Prepared	Analyzed	Dil Fac
Mercury	<0.000080		0.00020	0.000080	mg/L		08/10/23 11:56	08/11/23 11:28	1

General Chemistry

Analyte	Result	Qualifier	RL	MDL	Unit	D	Prepared	Analyzed	Dil Fac
Total Alkalinity as CaCO3 to pH 4.5 (SM 2320B-2011)	<2.2		5.0	2.2	mg/L			08/15/23 13:47	1
Bicarbonate Alkalinity as CaCO3 (SM 2320B-2011)	<5.0		5.0	5.0	mg/L			08/15/23 13:47	1
Carbonate Alkalinity as CaCO3 (SM 2320B-2011)	<5.0		5.0	5.0	mg/L			08/15/23 13:47	1
Total Dissolved Solids (SM 2540C-2011)	<10		10	10	mg/L			08/11/23 11:01	1

Client Sample ID: SCH-CELL1-FB-4

Lab Sample ID: 680-238848-12

Date Collected: 08/08/23 16:05

Matrix: Water

Date Received: 08/09/23 11:15

Method: MCAWW 300.0-1993 R2.1 - Anions, Ion Chromatography

Analyte	Result	Qualifier	RL	MDL	Unit	D	Prepared	Analyzed	Dil Fac
Chloride	<0.20		1.0	0.20	mg/L			08/16/23 13:28	1
Fluoride	<0.040		0.10	0.040	mg/L			08/16/23 13:28	1
Sulfate	<0.40		1.0	0.40	mg/L			08/16/23 13:28	1

Eurofins Savannah

Client Sample Results

Client: Southern Company
Project/Site: CCR - Plant Scherer Cell 1

Job ID: 680-238848-1

Client Sample ID: SCH-CELL1-FB-4

Lab Sample ID: 680-238848-12

Date Collected: 08/08/23 16:05

Matrix: Water

Date Received: 08/09/23 11:15

Method: SW846 6020B - Metals (ICP/MS) - Total Recoverable

Analyte	Result	Qualifier	RL	MDL	Unit	D	Prepared	Analyzed	Dil Fac
Antimony	<0.00034		0.0020	0.00034	mg/L		08/10/23 06:19	08/11/23 18:10	1
Arsenic	<0.00086		0.0010	0.00086	mg/L		08/10/23 06:19	08/11/23 18:10	1
Barium	<0.00089		0.010	0.00089	mg/L		08/10/23 06:19	08/11/23 18:10	1
Beryllium	<0.00020		0.0025	0.00020	mg/L		08/10/23 06:19	08/11/23 18:10	1
Boron	<0.022		0.080	0.022	mg/L		08/10/23 06:19	08/11/23 18:10	1
Cadmium	<0.000078		0.0025	0.000078	mg/L		08/10/23 06:19	08/11/23 18:10	1
Calcium	<0.14		0.50	0.14	mg/L		08/10/23 06:19	08/11/23 18:10	1
Chromium	0.0023		0.0020	0.0012	mg/L		08/10/23 06:19	08/11/23 18:10	1
Cobalt	<0.00022		0.0025	0.00022	mg/L		08/10/23 06:19	08/11/23 18:10	1
Copper	<0.0011		0.0020	0.0011	mg/L		08/10/23 06:19	08/11/23 18:10	1
Lead	<0.00021		0.0010	0.00021	mg/L		08/10/23 06:19	08/11/23 18:10	1
Magnesium	<0.023		0.50	0.023	mg/L		08/10/23 06:19	08/11/23 18:10	1
Nickel	<0.00042		0.0010	0.00042	mg/L		08/10/23 06:19	08/11/23 18:10	1
Potassium	0.057	J B	0.50	0.044	mg/L		08/10/23 06:19	08/11/23 18:10	1
Selenium	<0.00099		0.0050	0.00099	mg/L		08/10/23 06:19	08/11/23 18:10	1
Silver	<0.00039		0.0010	0.00039	mg/L		08/10/23 06:19	08/11/23 18:10	1
Sodium	<0.20		0.50	0.20	mg/L		08/10/23 06:19	08/11/23 18:10	1
Thallium	<0.00026		0.0010	0.00026	mg/L		08/10/23 06:19	08/11/23 18:10	1
Vanadium	<0.00063		0.0020	0.00063	mg/L		08/10/23 06:19	08/11/23 18:10	1
Zinc	<0.0028		0.0050	0.0028	mg/L		08/10/23 06:19	08/11/23 18:10	1

Method: SW846 7470A - Mercury (CVAA)

Analyte	Result	Qualifier	RL	MDL	Unit	D	Prepared	Analyzed	Dil Fac
Mercury	<0.000080		0.00020	0.000080	mg/L		08/10/23 11:56	08/11/23 11:29	1

General Chemistry

Analyte	Result	Qualifier	RL	MDL	Unit	D	Prepared	Analyzed	Dil Fac
Total Alkalinity as CaCO3 to pH 4.5 (SM 2320B-2011)	<2.2		5.0	2.2	mg/L			08/15/23 13:32	1
Bicarbonate Alkalinity as CaCO3 (SM 2320B-2011)	<5.0		5.0	5.0	mg/L			08/15/23 13:32	1
Carbonate Alkalinity as CaCO3 (SM 2320B-2011)	<5.0		5.0	5.0	mg/L			08/15/23 13:32	1
Total Dissolved Solids (SM 2540C-2011)	<10		10	10	mg/L			08/11/23 11:01	1

QC Sample Results

Client: Southern Company
 Project/Site: CCR - Plant Scherer Cell 1

Job ID: 680-238848-1

Method: 300.0-1993 R2.1 - Anions, Ion Chromatography

Lab Sample ID: MB 680-793484/33
Matrix: Water
Analysis Batch: 793484

Client Sample ID: Method Blank
Prep Type: Total/NA

Analyte	MB MB		RL	MDL	Unit	D	Prepared	Analyzed	Dil Fac
	Result	Qualifier							
Chloride	<0.20		1.0	0.20	mg/L			08/15/23 16:32	1
Fluoride	<0.040		0.10	0.040	mg/L			08/15/23 16:32	1
Sulfate	<0.40		1.0	0.40	mg/L			08/15/23 16:32	1

Lab Sample ID: LCS 680-793484/34
Matrix: Water
Analysis Batch: 793484

Client Sample ID: Lab Control Sample
Prep Type: Total/NA

Analyte	Spike Added	LCS Result	LCS Qualifier	Unit	D	%Rec	%Rec Limits
Fluoride	2.00	2.11		mg/L		105	90 - 110
Sulfate	10.0	9.99		mg/L		100	90 - 110

Lab Sample ID: LCSD 680-793484/35
Matrix: Water
Analysis Batch: 793484

Client Sample ID: Lab Control Sample Dup
Prep Type: Total/NA

Analyte	Spike Added	LCSD Result	LCSD Qualifier	Unit	D	%Rec	%Rec Limits	RPD	RPD Limit
Fluoride	2.00	2.12		mg/L		106	90 - 110	0	15
Sulfate	10.0	10.0		mg/L		100	90 - 110	1	15

Lab Sample ID: 680-239030-D-55 MS
Matrix: Water
Analysis Batch: 793484

Client Sample ID: Matrix Spike
Prep Type: Total/NA

Analyte	Sample Result	Sample Qualifier	Spike Added	MS Result	MS Qualifier	Unit	D	%Rec	%Rec Limits
Fluoride	0.054	J	2.00	2.08		mg/L		101	80 - 120
Sulfate	2.1		10.0	11.6		mg/L		94	80 - 120

Lab Sample ID: 680-239030-D-55 MSD
Matrix: Water
Analysis Batch: 793484

Client Sample ID: Matrix Spike Duplicate
Prep Type: Total/NA

Analyte	Sample Result	Sample Qualifier	Spike Added	MSD Result	MSD Qualifier	Unit	D	%Rec	%Rec Limits	RPD	RPD Limit
Fluoride	0.054	J	2.00	2.05		mg/L		100	80 - 120	2	15
Sulfate	2.1		10.0	11.6		mg/L		95	80 - 120	0	15

Lab Sample ID: MB 680-793668/2
Matrix: Water
Analysis Batch: 793668

Client Sample ID: Method Blank
Prep Type: Total/NA

Analyte	MB MB		RL	MDL	Unit	D	Prepared	Analyzed	Dil Fac
	Result	Qualifier							
Chloride	<0.20		1.0	0.20	mg/L			08/16/23 09:58	1
Fluoride	<0.040		0.10	0.040	mg/L			08/16/23 09:58	1
Sulfate	<0.40		1.0	0.40	mg/L			08/16/23 09:58	1

QC Sample Results

Client: Southern Company
Project/Site: CCR - Plant Scherer Cell 1

Job ID: 680-238848-1

Method: 300.0-1993 R2.1 - Anions, Ion Chromatography (Continued)

Lab Sample ID: LCS 680-793668/4
Matrix: Water
Analysis Batch: 793668

Client Sample ID: Lab Control Sample
Prep Type: Total/NA

Analyte	Spike Added	LCS Result	LCS Qualifier	Unit	D	%Rec	%Rec Limits	
Chloride	10.0	9.85		mg/L		99	90 - 110	
Fluoride	2.00	2.07		mg/L		103	90 - 110	
Sulfate	10.0	9.98		mg/L		100	90 - 110	

Lab Sample ID: LCSD 680-793668/5
Matrix: Water
Analysis Batch: 793668

Client Sample ID: Lab Control Sample Dup
Prep Type: Total/NA

Analyte	Spike Added	LCSD Result	LCSD Qualifier	Unit	D	%Rec	%Rec Limits		RPD	Limit
Chloride	10.0	9.88		mg/L		99	90 - 110	0	15	
Fluoride	2.00	2.08		mg/L		104	90 - 110	1	15	
Sulfate	10.0	10.0		mg/L		100	90 - 110	1	15	

Lab Sample ID: 680-238848-3 MS
Matrix: Water
Analysis Batch: 793668

Client Sample ID: SCH-GWC-6
Prep Type: Total/NA

Analyte	Sample Result	Sample Qualifier	Spike Added	MS Result	MS Qualifier	Unit	D	%Rec	%Rec Limits	
Chloride	5.5		10.0	15.8		mg/L		104	80 - 120	
Fluoride	0.10		2.00	2.21		mg/L		105	80 - 120	
Sulfate	6.5		10.0	16.6		mg/L		101	80 - 120	

Lab Sample ID: 680-238848-3 MSD
Matrix: Water
Analysis Batch: 793668

Client Sample ID: SCH-GWC-6
Prep Type: Total/NA

Analyte	Sample Result	Sample Qualifier	Spike Added	MSD Result	MSD Qualifier	Unit	D	%Rec	%Rec Limits		RPD	Limit
Chloride	5.5		10.0	15.4		mg/L		99	80 - 120	3	15	
Fluoride	0.10		2.00	2.12		mg/L		101	80 - 120	4	15	
Sulfate	6.5		10.0	16.2		mg/L		97	80 - 120	3	15	

Method: 6020B - Metals (ICP/MS)

Lab Sample ID: MB 680-792646/1-A
Matrix: Water
Analysis Batch: 793132

Client Sample ID: Method Blank
Prep Type: Total Recoverable
Prep Batch: 792646

Analyte	MB MB		RL	MDL	Unit	D	Prepared	Analyzed	Dil Fac
	Result	Qualifier							
Antimony	<0.00034		0.0020	0.00034	mg/L		08/10/23 06:19	08/11/23 17:49	1
Arsenic	<0.00086		0.0010	0.00086	mg/L		08/10/23 06:19	08/11/23 17:49	1
Barium	<0.00089		0.010	0.00089	mg/L		08/10/23 06:19	08/11/23 17:49	1
Beryllium	<0.00020		0.0025	0.00020	mg/L		08/10/23 06:19	08/11/23 17:49	1
Boron	<0.022		0.080	0.022	mg/L		08/10/23 06:19	08/11/23 17:49	1
Cadmium	<0.000078		0.0025	0.000078	mg/L		08/10/23 06:19	08/11/23 17:49	1
Calcium	<0.14		0.50	0.14	mg/L		08/10/23 06:19	08/11/23 17:49	1
Chromium	<0.0012		0.0020	0.0012	mg/L		08/10/23 06:19	08/11/23 17:49	1
Cobalt	<0.00022		0.0025	0.00022	mg/L		08/10/23 06:19	08/11/23 17:49	1
Copper	<0.0011		0.0020	0.0011	mg/L		08/10/23 06:19	08/11/23 17:49	1
Lead	<0.00021		0.0010	0.00021	mg/L		08/10/23 06:19	08/11/23 17:49	1
Magnesium	<0.023		0.50	0.023	mg/L		08/10/23 06:19	08/11/23 17:49	1

Eurofins Savannah

QC Sample Results

Client: Southern Company
Project/Site: CCR - Plant Scherer Cell 1

Job ID: 680-238848-1

Method: 6020B - Metals (ICP/MS) (Continued)

Lab Sample ID: MB 680-792646/1-A
Matrix: Water
Analysis Batch: 793132

Client Sample ID: Method Blank
Prep Type: Total Recoverable
Prep Batch: 792646

Analyte	MB Result	MB Qualifier	RL	MDL	Unit	D	Prepared	Analyzed	Dil Fac
Nickel	<0.00042		0.0010	0.00042	mg/L		08/10/23 06:19	08/11/23 17:49	1
Potassium	0.0461	J	0.50	0.044	mg/L		08/10/23 06:19	08/11/23 17:49	1
Selenium	<0.00099		0.0050	0.00099	mg/L		08/10/23 06:19	08/11/23 17:49	1
Silver	<0.00039		0.0010	0.00039	mg/L		08/10/23 06:19	08/11/23 17:49	1
Sodium	<0.20		0.50	0.20	mg/L		08/10/23 06:19	08/11/23 17:49	1
Thallium	<0.00026		0.0010	0.00026	mg/L		08/10/23 06:19	08/11/23 17:49	1
Vanadium	<0.00063		0.0020	0.00063	mg/L		08/10/23 06:19	08/11/23 17:49	1
Zinc	<0.0028		0.0050	0.0028	mg/L		08/10/23 06:19	08/11/23 17:49	1

Lab Sample ID: LCS 680-792646/2-A
Matrix: Water
Analysis Batch: 793132

Client Sample ID: Lab Control Sample
Prep Type: Total Recoverable
Prep Batch: 792646

Analyte	Spike Added	LCS Result	LCS Qualifier	Unit	D	%Rec	%Rec Limits
Antimony	0.0500	0.0458		mg/L		92	80 - 120
Arsenic	0.100	0.0999		mg/L		100	80 - 120
Barium	0.100	0.0987		mg/L		99	80 - 120
Beryllium	0.0500	0.0481		mg/L		96	80 - 120
Boron	0.200	0.183		mg/L		92	80 - 120
Cadmium	0.0500	0.0463		mg/L		93	80 - 120
Calcium	5.00	4.93		mg/L		99	80 - 120
Chromium	0.100	0.102		mg/L		102	80 - 120
Cobalt	0.0500	0.0502		mg/L		100	80 - 120
Copper	0.100	0.103		mg/L		103	80 - 120
Lead	0.500	0.481		mg/L		96	80 - 120
Magnesium	5.00	4.19		mg/L		84	80 - 120
Nickel	0.100	0.0980		mg/L		98	80 - 120
Potassium	7.00	6.60		mg/L		94	80 - 120
Selenium	0.100	0.102		mg/L		102	80 - 120
Silver	0.0500	0.0458		mg/L		92	80 - 120
Sodium	5.00	4.87		mg/L		97	80 - 120
Thallium	0.0500	0.0468		mg/L		94	80 - 120
Vanadium	0.100	0.0995		mg/L		100	80 - 120
Zinc	0.100	0.0964		mg/L		96	80 - 120

Lab Sample ID: 680-238848-6 MS
Matrix: Water
Analysis Batch: 793132

Client Sample ID: SCH-GWC-9
Prep Type: Total Recoverable
Prep Batch: 792646

Analyte	Sample Result	Sample Qualifier	Spike Added	MS Result	MS Qualifier	Unit	D	%Rec	%Rec Limits
Antimony	<0.00034		0.0500	0.0506		mg/L		101	75 - 125
Arsenic	<0.00086		0.100	0.106		mg/L		106	75 - 125
Barium	0.027		0.100	0.137		mg/L		110	75 - 125
Beryllium	<0.00020		0.0500	0.0517		mg/L		103	75 - 125
Boron	0.087		0.200	0.284		mg/L		98	75 - 125
Cadmium	<0.000078		0.0500	0.0497		mg/L		99	75 - 125
Calcium	18		5.00	24.3		mg/L		121	75 - 125
Chromium	0.0085		0.100	0.118		mg/L		110	75 - 125
Cobalt	<0.00022		0.0500	0.0536		mg/L		107	75 - 125

Eurofins Savannah

QC Sample Results

Client: Southern Company
Project/Site: CCR - Plant Scherer Cell 1

Job ID: 680-238848-1

Method: 6020B - Metals (ICP/MS) (Continued)

Lab Sample ID: 680-238848-6 MS

Matrix: Water

Analysis Batch: 793132

Client Sample ID: SCH-GWC-9

Prep Type: Total Recoverable

Prep Batch: 792646

Analyte	Sample	Sample	Spike	MS	MS	Unit	D	%Rec	%Rec	
	Result	Qualifier		Result	Qualifier				Limits	Limits
Copper	<0.0011		0.100	0.112		mg/L		112	75 - 125	
Lead	<0.00021		0.500	0.518		mg/L		104	75 - 125	
Magnesium	7.3		5.00	12.4		mg/L		103	75 - 125	
Nickel	0.00066	J	0.100	0.103		mg/L		102	75 - 125	
Potassium	1.2	B	7.00	8.29		mg/L		101	75 - 125	
Selenium	<0.00099		0.100	0.103		mg/L		103	75 - 125	
Silver	<0.00039		0.0500	0.0489		mg/L		98	75 - 125	
Sodium	8.0		5.00	13.8		mg/L		117	75 - 125	
Thallium	<0.00026		0.0500	0.0502		mg/L		100	75 - 125	
Vanadium	0.019		0.100	0.129		mg/L		110	75 - 125	
Zinc	<0.0028		0.100	0.102		mg/L		102	75 - 125	

Lab Sample ID: 680-238848-6 MSD

Matrix: Water

Analysis Batch: 793132

Client Sample ID: SCH-GWC-9

Prep Type: Total Recoverable

Prep Batch: 792646

Analyte	Sample	Sample	Spike	MSD	MSD	Unit	D	%Rec	%Rec		RPD	
	Result	Qualifier		Result	Qualifier				Limits	Limits	RPD	Limit
Antimony	<0.00034		0.0500	0.0472		mg/L		94	75 - 125	7	20	
Arsenic	<0.00086		0.100	0.0983		mg/L		98	75 - 125	8	20	
Barium	0.027		0.100	0.128		mg/L		101	75 - 125	7	20	
Beryllium	<0.00020		0.0500	0.0500		mg/L		100	75 - 125	4	20	
Boron	0.087		0.200	0.269		mg/L		91	75 - 125	5	20	
Cadmium	<0.000078		0.0500	0.0463		mg/L		93	75 - 125	7	20	
Calcium	18		5.00	22.8		mg/L		91	75 - 125	6	20	
Chromium	0.0085		0.100	0.110		mg/L		102	75 - 125	7	20	
Cobalt	<0.00022		0.0500	0.0504		mg/L		101	75 - 125	6	20	
Copper	<0.0011		0.100	0.105		mg/L		105	75 - 125	6	20	
Lead	<0.00021		0.500	0.482		mg/L		96	75 - 125	7	20	
Magnesium	7.3		5.00	11.7		mg/L		88	75 - 125	6	20	
Nickel	0.00066	J	0.100	0.0971		mg/L		96	75 - 125	6	20	
Potassium	1.2	B	7.00	7.70		mg/L		93	75 - 125	7	20	
Selenium	<0.00099		0.100	0.0983		mg/L		98	75 - 125	5	20	
Silver	<0.00039		0.0500	0.0461		mg/L		92	75 - 125	6	20	
Sodium	8.0		5.00	12.9		mg/L		97	75 - 125	7	20	
Thallium	<0.00026		0.0500	0.0465		mg/L		93	75 - 125	8	20	
Vanadium	0.019		0.100	0.122		mg/L		103	75 - 125	6	20	
Zinc	<0.0028		0.100	0.0954		mg/L		95	75 - 125	7	20	

Lab Sample ID: MB 680-792649/1-A

Matrix: Water

Analysis Batch: 793132

Client Sample ID: Method Blank

Prep Type: Total Recoverable

Prep Batch: 792649

Analyte	MB	MB	RL	MDL	Unit	D	Prepared	Analyzed	Dil	Fac
	Result	Qualifier								
Antimony	<0.00034		0.0020	0.00034	mg/L		08/10/23 06:31	08/11/23 23:52		1
Arsenic	<0.00086		0.0010	0.00086	mg/L		08/10/23 06:31	08/11/23 23:52		1
Barium	<0.00089		0.010	0.00089	mg/L		08/10/23 06:31	08/11/23 23:52		1
Beryllium	<0.00020		0.0025	0.00020	mg/L		08/10/23 06:31	08/11/23 23:52		1
Cadmium	<0.000078		0.0025	0.000078	mg/L		08/10/23 06:31	08/11/23 23:52		1
Calcium	<0.14		0.50	0.14	mg/L		08/10/23 06:31	08/11/23 23:52		1

Eurofins Savannah

QC Sample Results

Client: Southern Company
Project/Site: CCR - Plant Scherer Cell 1

Job ID: 680-238848-1

Method: 6020B - Metals (ICP/MS) (Continued)

Lab Sample ID: MB 680-792649/1-A
Matrix: Water
Analysis Batch: 793132

Client Sample ID: Method Blank
Prep Type: Total Recoverable
Prep Batch: 792649

Analyte	MB	MB	RL	MDL	Unit	D	Prepared	Analyzed	Dil Fac
	Result	Qualifier							
Chromium	<0.0012		0.0020	0.0012	mg/L		08/10/23 06:31	08/11/23 23:52	1
Cobalt	<0.00022		0.0025	0.00022	mg/L		08/10/23 06:31	08/11/23 23:52	1
Copper	<0.0011		0.0020	0.0011	mg/L		08/10/23 06:31	08/11/23 23:52	1
Lead	<0.00021		0.0010	0.00021	mg/L		08/10/23 06:31	08/11/23 23:52	1
Magnesium	<0.023		0.50	0.023	mg/L		08/10/23 06:31	08/11/23 23:52	1
Nickel	<0.00042		0.0010	0.00042	mg/L		08/10/23 06:31	08/11/23 23:52	1
Potassium	<0.044		0.50	0.044	mg/L		08/10/23 06:31	08/11/23 23:52	1
Selenium	<0.00099		0.0050	0.00099	mg/L		08/10/23 06:31	08/11/23 23:52	1
Silver	<0.00039		0.0010	0.00039	mg/L		08/10/23 06:31	08/11/23 23:52	1
Sodium	<0.20		0.50	0.20	mg/L		08/10/23 06:31	08/11/23 23:52	1
Thallium	<0.00026		0.0010	0.00026	mg/L		08/10/23 06:31	08/11/23 23:52	1
Vanadium	<0.00063		0.0020	0.00063	mg/L		08/10/23 06:31	08/11/23 23:52	1
Zinc	<0.0028		0.0050	0.0028	mg/L		08/10/23 06:31	08/11/23 23:52	1

Lab Sample ID: MB 680-792649/1-A
Matrix: Water
Analysis Batch: 793414

Client Sample ID: Method Blank
Prep Type: Total Recoverable
Prep Batch: 792649

Analyte	MB	MB	RL	MDL	Unit	D	Prepared	Analyzed	Dil Fac
	Result	Qualifier							
Boron	<0.022		0.080	0.022	mg/L		08/10/23 06:31	08/14/23 13:28	1

Lab Sample ID: LCS 680-792649/2-A
Matrix: Water
Analysis Batch: 793132

Client Sample ID: Lab Control Sample
Prep Type: Total Recoverable
Prep Batch: 792649

Analyte	Spike Added	LCS	LCS	Unit	D	%Rec	%Rec Limits
		Result	Qualifier				
Antimony	0.0500	0.0465		mg/L		93	80 - 120
Arsenic	0.100	0.0996		mg/L		100	80 - 120
Barium	0.100	0.0964		mg/L		96	80 - 120
Beryllium	0.0500	0.0474		mg/L		95	80 - 120
Cadmium	0.0500	0.0462		mg/L		92	80 - 120
Calcium	5.00	4.84		mg/L		97	80 - 120
Chromium	0.100	0.0997		mg/L		100	80 - 120
Cobalt	0.0500	0.0491		mg/L		98	80 - 120
Copper	0.100	0.100		mg/L		100	80 - 120
Lead	0.500	0.472		mg/L		94	80 - 120
Magnesium	5.00	4.17		mg/L		83	80 - 120
Nickel	0.100	0.0962		mg/L		96	80 - 120
Potassium	7.00	6.44		mg/L		92	80 - 120
Selenium	0.100	0.0991		mg/L		99	80 - 120
Silver	0.0500	0.0458		mg/L		92	80 - 120
Sodium	5.00	4.73		mg/L		95	80 - 120
Thallium	0.0500	0.0461		mg/L		92	80 - 120
Vanadium	0.100	0.0936		mg/L		94	80 - 120
Zinc	0.100	0.0996		mg/L		100	80 - 120

QC Sample Results

Client: Southern Company
Project/Site: CCR - Plant Scherer Cell 1

Job ID: 680-238848-1

Method: 6020B - Metals (ICP/MS) (Continued)

Lab Sample ID: LCS 680-792649/2-A
Matrix: Water
Analysis Batch: 793414

Client Sample ID: Lab Control Sample
Prep Type: Total Recoverable
Prep Batch: 792649

Analyte	Spike Added	LCS Result	LCS Qualifier	Unit	D	%Rec	%Rec Limits
Boron	0.200	0.208		mg/L		104	80 - 120

Lab Sample ID: 680-238818-G-1-D MS
Matrix: Water
Analysis Batch: 793132

Client Sample ID: Matrix Spike
Prep Type: Total Recoverable
Prep Batch: 792649

Analyte	Sample Result	Sample Qualifier	Spike Added	MS Result	MS Qualifier	Unit	D	%Rec	%Rec Limits
Antimony	0.00034	J	0.0500	0.0491		mg/L		98	75 - 125
Arsenic	0.0075		0.100	0.110		mg/L		102	75 - 125
Barium	0.20		0.100	0.302		mg/L		101	75 - 125
Beryllium	0.0017	J	0.0500	0.0511		mg/L		99	75 - 125
Cadmium	0.00013	J	0.0500	0.0478		mg/L		95	75 - 125
Calcium	38		5.00	43.1	4	mg/L		97	75 - 125
Chromium	0.011		0.100	0.111		mg/L		100	75 - 125
Cobalt	0.013		0.0500	0.0637		mg/L		100	75 - 125
Copper	0.011		0.100	0.116		mg/L		105	75 - 125
Lead	0.0051		0.500	0.503		mg/L		100	75 - 125
Magnesium	35		5.00	40.5	4	mg/L		104	75 - 125
Nickel	0.031		0.100	0.128		mg/L		96	75 - 125
Potassium	20		7.00	26.7		mg/L		100	75 - 125
Selenium	<0.00099		0.100	0.102		mg/L		102	75 - 125
Silver	<0.00039		0.0500	0.0470		mg/L		94	75 - 125
Sodium	140		5.00	149	4	mg/L		131	75 - 125
Thallium	<0.00026		0.0500	0.0492		mg/L		98	75 - 125
Vanadium	0.015		0.100	0.113		mg/L		98	75 - 125
Zinc	0.22		0.100	0.321		mg/L		97	75 - 125

Lab Sample ID: 680-238818-G-1-D MS
Matrix: Water
Analysis Batch: 793414

Client Sample ID: Matrix Spike
Prep Type: Total Recoverable
Prep Batch: 792649

Analyte	Sample Result	Sample Qualifier	Spike Added	MS Result	MS Qualifier	Unit	D	%Rec	%Rec Limits
Boron	0.023	J	0.200	0.225		mg/L		101	75 - 125

Lab Sample ID: 680-238818-G-1-E MSD
Matrix: Water
Analysis Batch: 793132

Client Sample ID: Matrix Spike Duplicate
Prep Type: Total Recoverable
Prep Batch: 792649

Analyte	Sample Result	Sample Qualifier	Spike Added	MSD Result	MSD Qualifier	Unit	D	%Rec	%Rec Limits	RPD	RPD Limit
Antimony	0.00034	J	0.0500	0.0483		mg/L		97	75 - 125	2	20
Arsenic	0.0075		0.100	0.107		mg/L		99	75 - 125	3	20
Barium	0.20		0.100	0.292		mg/L		91	75 - 125	3	20
Beryllium	0.0017	J	0.0500	0.0506		mg/L		98	75 - 125	1	20
Cadmium	0.00013	J	0.0500	0.0470		mg/L		94	75 - 125	2	20
Calcium	38		5.00	42.5	4	mg/L		86	75 - 125	1	20
Chromium	0.011		0.100	0.109		mg/L		99	75 - 125	1	20
Cobalt	0.013		0.0500	0.0625		mg/L		98	75 - 125	2	20
Copper	0.011		0.100	0.114		mg/L		103	75 - 125	2	20
Lead	0.0051		0.500	0.492		mg/L		97	75 - 125	2	20

Eurofins Savannah

QC Sample Results

Client: Southern Company
Project/Site: CCR - Plant Scherer Cell 1

Job ID: 680-238848-1

Method: 6020B - Metals (ICP/MS) (Continued)

Lab Sample ID: 680-238818-G-1-E MSD
Matrix: Water
Analysis Batch: 793132

Client Sample ID: Matrix Spike Duplicate
Prep Type: Total Recoverable
Prep Batch: 792649

Analyte	Sample	Sample	Spike	MSD	MSD	Unit	D	%Rec	%Rec	RPD	RPD
	Result	Qualifier	Added	Result	Qualifier				Limits		Limit
Magnesium	35		5.00	39.1	4	mg/L		75	75 - 125	4	20
Nickel	0.031		0.100	0.125		mg/L		94	75 - 125	2	20
Potassium	20		7.00	27.1		mg/L		106	75 - 125	2	20
Selenium	<0.00099		0.100	0.101		mg/L		101	75 - 125	1	20
Silver	<0.00039		0.0500	0.0469		mg/L		94	75 - 125	0	20
Sodium	140		5.00	144	4	mg/L		37	75 - 125	3	20
Thallium	<0.00026		0.0500	0.0481		mg/L		96	75 - 125	2	20
Vanadium	0.015		0.100	0.116		mg/L		101	75 - 125	3	20
Zinc	0.22		0.100	0.310		mg/L		86	75 - 125	4	20

Lab Sample ID: 680-238818-G-1-E MSD
Matrix: Water
Analysis Batch: 793414

Client Sample ID: Matrix Spike Duplicate
Prep Type: Total Recoverable
Prep Batch: 792649

Analyte	Sample	Sample	Spike	MSD	MSD	Unit	D	%Rec	%Rec	RPD	RPD
	Result	Qualifier	Added	Result	Qualifier				Limits		Limit
Boron	0.023	J	0.200	0.227		mg/L		102	75 - 125	1	20

Method: 7470A - Mercury (CVAA)

Lab Sample ID: MB 680-792736/1-A
Matrix: Water
Analysis Batch: 793062

Client Sample ID: Method Blank
Prep Type: Total/NA
Prep Batch: 792736

Analyte	MB	MB	RL	MDL	Unit	D	Prepared	Analyzed	Dil	Fac
	Result	Qualifier								
Mercury	<0.000080		0.00020	0.000080	mg/L		08/10/23 11:07	08/11/23 10:30		1

Lab Sample ID: LCS 680-792736/2-A
Matrix: Water
Analysis Batch: 793062

Client Sample ID: Lab Control Sample
Prep Type: Total/NA
Prep Batch: 792736

Analyte	Spike Added	LCS Result	LCS Qualifier	Unit	D	%Rec	%Rec
							Limits
Mercury	0.00250	0.00246		mg/L		98	80 - 120

Lab Sample ID: 680-238848-5 MS
Matrix: Water
Analysis Batch: 793062

Client Sample ID: SCH-GWC-8A
Prep Type: Total/NA
Prep Batch: 792736

Analyte	Sample	Sample	Spike	MS	MS	Unit	D	%Rec	%Rec
	Result	Qualifier	Added	Result	Qualifier				Limits
Mercury	<0.000080	F2 F1	0.00100	0.000182	J F1	mg/L		18	80 - 120

Lab Sample ID: 680-238848-5 MSD
Matrix: Water
Analysis Batch: 793062

Client Sample ID: SCH-GWC-8A
Prep Type: Total/NA
Prep Batch: 792736

Analyte	Sample	Sample	Spike	MSD	MSD	Unit	D	%Rec	%Rec	RPD	RPD
	Result	Qualifier	Added	Result	Qualifier				Limits		Limit
Mercury	<0.000080	F2 F1	0.00100	0.000131	J F2 F1	mg/L		13	80 - 120	33	20

QC Sample Results

Client: Southern Company
 Project/Site: CCR - Plant Scherer Cell 1

Job ID: 680-238848-1

Method: 7470A - Mercury (CVAA) (Continued)

Lab Sample ID: MB 680-792758/1-A
Matrix: Water
Analysis Batch: 793062

Client Sample ID: Method Blank
Prep Type: Total/NA
Prep Batch: 792758

Analyte	MB Result	MB Qualifier	RL	MDL	Unit	D	Prepared	Analyzed	Dil Fac
Mercury	<0.000080		0.00020	0.000080	mg/L		08/10/23 11:56	08/11/23 11:17	1

Lab Sample ID: LCS 680-792758/2-A
Matrix: Water
Analysis Batch: 793062

Client Sample ID: Lab Control Sample
Prep Type: Total/NA
Prep Batch: 792758

Analyte	Spike Added	LCS Result	LCS Qualifier	Unit	D	%Rec	%Rec Limits
Mercury	0.00250	0.00253		mg/L		101	80 - 120

Lab Sample ID: 680-238662-A-9-B MS
Matrix: Water
Analysis Batch: 793062

Client Sample ID: Matrix Spike
Prep Type: Total/NA
Prep Batch: 792758

Analyte	Sample Result	Sample Qualifier	Spike Added	MS Result	MS Qualifier	Unit	D	%Rec	%Rec Limits
Mercury	<0.000080		0.00100	0.000883		mg/L		88	80 - 120

Lab Sample ID: 680-238662-A-9-C MSD
Matrix: Water
Analysis Batch: 793062

Client Sample ID: Matrix Spike Duplicate
Prep Type: Total/NA
Prep Batch: 792758

Analyte	Sample Result	Sample Qualifier	Spike Added	MSD Result	MSD Qualifier	Unit	D	%Rec	%Rec Limits	RPD	RPD Limit
Mercury	<0.000080		0.00100	0.000832		mg/L		83	80 - 120	6	20

Method: 2320B-2011 - Alkalinity, Total

Lab Sample ID: MB 680-792948/4
Matrix: Water
Analysis Batch: 792948

Client Sample ID: Method Blank
Prep Type: Total/NA

Analyte	MB Result	MB Qualifier	RL	MDL	Unit	D	Prepared	Analyzed	Dil Fac
Total Alkalinity as CaCO3 to pH 4.5	<2.2		5.0	2.2	mg/L			08/10/23 18:58	1
Bicarbonate Alkalinity as CaCO3	<5.0		5.0	5.0	mg/L			08/10/23 18:58	1
Carbonate Alkalinity as CaCO3	<5.0		5.0	5.0	mg/L			08/10/23 18:58	1

Lab Sample ID: LCS 680-792948/6
Matrix: Water
Analysis Batch: 792948

Client Sample ID: Lab Control Sample
Prep Type: Total/NA

Analyte	Spike Added	LCS Result	LCS Qualifier	Unit	D	%Rec	%Rec Limits
Total Alkalinity as CaCO3 to pH 4.5	250	243		mg/L		97	90 - 112

Lab Sample ID: LCSD 680-792948/31
Matrix: Water
Analysis Batch: 792948

Client Sample ID: Lab Control Sample Dup
Prep Type: Total/NA

Analyte	Spike Added	LCSD Result	LCSD Qualifier	Unit	D	%Rec	%Rec Limits	RPD	RPD Limit
Total Alkalinity as CaCO3 to pH 4.5	250	253		mg/L		101	90 - 112	4	30

QC Sample Results

Client: Southern Company
 Project/Site: CCR - Plant Scherer Cell 1

Job ID: 680-238848-1

Method: 2320B-2011 - Alkalinity, Total (Continued)

Lab Sample ID: 680-238848-5 DU
Matrix: Water
Analysis Batch: 792948

Client Sample ID: SCH-GWC-8A
Prep Type: Total/NA

Analyte	Sample	Sample	DU	DU	Unit	D	RPD	Limit
	Result	Qualifier	Result	Qualifier				
Total Alkalinity as CaCO3 to pH 4.5	260		259		mg/L		1	30
Bicarbonate Alkalinity as CaCO3	260		259		mg/L		1	30
Carbonate Alkalinity as CaCO3	<5.0		<5.0		mg/L		NC	30

Lab Sample ID: MB 680-793686/4
Matrix: Water
Analysis Batch: 793686

Client Sample ID: Method Blank
Prep Type: Total/NA

Analyte	MB	MB	RL	MDL	Unit	D	Prepared	Analyzed	Dil Fac
	Result	Qualifier							
Total Alkalinity as CaCO3 to pH 4.5	<2.2		5.0	2.2	mg/L			08/15/23 12:41	1
Bicarbonate Alkalinity as CaCO3	<5.0		5.0	5.0	mg/L			08/15/23 12:41	1
Carbonate Alkalinity as CaCO3	<5.0		5.0	5.0	mg/L			08/15/23 12:41	1

Lab Sample ID: LCS 680-793686/6
Matrix: Water
Analysis Batch: 793686

Client Sample ID: Lab Control Sample
Prep Type: Total/NA

Analyte	Spike Added	LCS	LCS	Unit	D	%Rec	%Rec Limits
		Result	Qualifier				
Total Alkalinity as CaCO3 to pH 4.5	250	245		mg/L		98	90 - 112

Lab Sample ID: LCSD 680-793686/31
Matrix: Water
Analysis Batch: 793686

Client Sample ID: Lab Control Sample Dup
Prep Type: Total/NA

Analyte	Spike Added	LCSD	LCSD	Unit	D	%Rec	%Rec Limits	RPD	Limit
		Result	Qualifier						
Total Alkalinity as CaCO3 to pH 4.5	250	248		mg/L		99	90 - 112	1	30

Lab Sample ID: 680-238848-8 DU
Matrix: Water
Analysis Batch: 793686

Client Sample ID: SCH-GWC-20
Prep Type: Total/NA

Analyte	Sample	Sample	DU	DU	Unit	D	RPD	Limit
	Result	Qualifier	Result	Qualifier				
Total Alkalinity as CaCO3 to pH 4.5	79		80.3		mg/L		1	30
Bicarbonate Alkalinity as CaCO3	79		80.3		mg/L		1	30
Carbonate Alkalinity as CaCO3	<5.0		<5.0		mg/L		NC	30

Method: 2540C-2011 - Total Dissolved Solids (Dried at 180 °C)

Lab Sample ID: MB 680-792966/1
Matrix: Water
Analysis Batch: 792966

Client Sample ID: Method Blank
Prep Type: Total/NA

Analyte	MB	MB	RL	MDL	Unit	D	Prepared	Analyzed	Dil Fac
	Result	Qualifier							
Total Dissolved Solids	<10		10	10	mg/L			08/11/23 11:01	1

QC Sample Results

Client: Southern Company
 Project/Site: CCR - Plant Scherer Cell 1

Job ID: 680-238848-1

Method: 2540C-2011 - Total Dissolved Solids (Dried at 180 °C) (Continued)

Lab Sample ID: LCS 680-792966/2
Matrix: Water
Analysis Batch: 792966

Client Sample ID: Lab Control Sample
Prep Type: Total/NA

Analyte	Spike Added	LCS Result	LCS Qualifier	Unit	D	%Rec	%Rec Limits
Total Dissolved Solids	2380	2410		mg/L		101	80 - 120

Lab Sample ID: LCSD 680-792966/3
Matrix: Water
Analysis Batch: 792966

Client Sample ID: Lab Control Sample Dup
Prep Type: Total/NA

Analyte	Spike Added	LCSD Result	LCSD Qualifier	Unit	D	%Rec	%Rec Limits	RPD	RPD Limit
Total Dissolved Solids	2380	2420		mg/L		102	80 - 120	0	25

Lab Sample ID: 680-238848-1 DU
Matrix: Water
Analysis Batch: 792966

Client Sample ID: SCH-GWC-4
Prep Type: Total/NA

Analyte	Sample Result	Sample Qualifier	DU Result	DU Qualifier	Unit	D	RPD	RPD Limit
Total Dissolved Solids	220		208		mg/L		4	5

Lab Sample ID: 680-238848-2 DU
Matrix: Water
Analysis Batch: 792966

Client Sample ID: SCH-GWC-5
Prep Type: Total/NA

Analyte	Sample Result	Sample Qualifier	DU Result	DU Qualifier	Unit	D	RPD	RPD Limit
Total Dissolved Solids	230		246	F3	mg/L		8	5

QC Association Summary

Client: Southern Company
 Project/Site: CCR - Plant Scherer Cell 1

Job ID: 680-238848-1

HPLC/IC

Analysis Batch: 793484

Lab Sample ID	Client Sample ID	Prep Type	Matrix	Method	Prep Batch
680-238848-1	SCH-GWC-4	Total/NA	Water	300.0-1993 R2.1	
680-238848-2	SCH-GWC-5	Total/NA	Water	300.0-1993 R2.1	
MB 680-793484/33	Method Blank	Total/NA	Water	300.0-1993 R2.1	
LCS 680-793484/34	Lab Control Sample	Total/NA	Water	300.0-1993 R2.1	
LCSD 680-793484/35	Lab Control Sample Dup	Total/NA	Water	300.0-1993 R2.1	
680-239030-D-55 MS	Matrix Spike	Total/NA	Water	300.0-1993 R2.1	
680-239030-D-55 MSD	Matrix Spike Duplicate	Total/NA	Water	300.0-1993 R2.1	

Analysis Batch: 793668

Lab Sample ID	Client Sample ID	Prep Type	Matrix	Method	Prep Batch
680-238848-3	SCH-GWC-6	Total/NA	Water	300.0-1993 R2.1	
680-238848-4	SCH-GWC-7	Total/NA	Water	300.0-1993 R2.1	
680-238848-5	SCH-GWC-8A	Total/NA	Water	300.0-1993 R2.1	
680-238848-6	SCH-GWC-9	Total/NA	Water	300.0-1993 R2.1	
680-238848-7	SCH-GWC-19	Total/NA	Water	300.0-1993 R2.1	
680-238848-8	SCH-GWC-20	Total/NA	Water	300.0-1993 R2.1	
680-238848-9	SCH-CELL1-FD-4	Total/NA	Water	300.0-1993 R2.1	
680-238848-10	SCH-CELL1-FD-5	Total/NA	Water	300.0-1993 R2.1	
680-238848-11	SCH-CELL1-EB-4	Total/NA	Water	300.0-1993 R2.1	
680-238848-12	SCH-CELL1-FB-4	Total/NA	Water	300.0-1993 R2.1	
MB 680-793668/2	Method Blank	Total/NA	Water	300.0-1993 R2.1	
LCS 680-793668/4	Lab Control Sample	Total/NA	Water	300.0-1993 R2.1	
LCSD 680-793668/5	Lab Control Sample Dup	Total/NA	Water	300.0-1993 R2.1	
680-238848-3 MS	SCH-GWC-6	Total/NA	Water	300.0-1993 R2.1	
680-238848-3 MSD	SCH-GWC-6	Total/NA	Water	300.0-1993 R2.1	

Metals

Prep Batch: 792646

Lab Sample ID	Client Sample ID	Prep Type	Matrix	Method	Prep Batch
680-238848-1	SCH-GWC-4	Total Recoverable	Water	3005A	
680-238848-2	SCH-GWC-5	Total Recoverable	Water	3005A	
680-238848-4	SCH-GWC-7	Total Recoverable	Water	3005A	
680-238848-5	SCH-GWC-8A	Total Recoverable	Water	3005A	
680-238848-6	SCH-GWC-9	Total Recoverable	Water	3005A	
680-238848-7	SCH-GWC-19	Total Recoverable	Water	3005A	
680-238848-8	SCH-GWC-20	Total Recoverable	Water	3005A	
680-238848-9	SCH-CELL1-FD-4	Total Recoverable	Water	3005A	
680-238848-10	SCH-CELL1-FD-5	Total Recoverable	Water	3005A	
680-238848-11	SCH-CELL1-EB-4	Total Recoverable	Water	3005A	
680-238848-12	SCH-CELL1-FB-4	Total Recoverable	Water	3005A	
MB 680-792646/1-A	Method Blank	Total Recoverable	Water	3005A	
LCS 680-792646/2-A	Lab Control Sample	Total Recoverable	Water	3005A	
680-238848-6 MS	SCH-GWC-9	Total Recoverable	Water	3005A	
680-238848-6 MSD	SCH-GWC-9	Total Recoverable	Water	3005A	

Prep Batch: 792649

Lab Sample ID	Client Sample ID	Prep Type	Matrix	Method	Prep Batch
680-238848-3	SCH-GWC-6	Total Recoverable	Water	3005A	
MB 680-792649/1-A	Method Blank	Total Recoverable	Water	3005A	
LCS 680-792649/2-A	Lab Control Sample	Total Recoverable	Water	3005A	

Eurofins Savannah

QC Association Summary

Client: Southern Company
 Project/Site: CCR - Plant Scherer Cell 1

Job ID: 680-238848-1

Metals (Continued)

Prep Batch: 792649 (Continued)

Lab Sample ID	Client Sample ID	Prep Type	Matrix	Method	Prep Batch
680-238818-G-1-D MS	Matrix Spike	Total Recoverable	Water	3005A	
680-238818-G-1-E MSD	Matrix Spike Duplicate	Total Recoverable	Water	3005A	

Prep Batch: 792736

Lab Sample ID	Client Sample ID	Prep Type	Matrix	Method	Prep Batch
680-238848-1	SCH-GWC-4	Total/NA	Water	7470A	
680-238848-2	SCH-GWC-5	Total/NA	Water	7470A	
680-238848-3	SCH-GWC-6	Total/NA	Water	7470A	
680-238848-4	SCH-GWC-7	Total/NA	Water	7470A	
680-238848-5	SCH-GWC-8A	Total/NA	Water	7470A	
MB 680-792736/1-A	Method Blank	Total/NA	Water	7470A	
LCS 680-792736/2-A	Lab Control Sample	Total/NA	Water	7470A	
680-238848-5 MS	SCH-GWC-8A	Total/NA	Water	7470A	
680-238848-5 MSD	SCH-GWC-8A	Total/NA	Water	7470A	

Prep Batch: 792758

Lab Sample ID	Client Sample ID	Prep Type	Matrix	Method	Prep Batch
680-238848-6	SCH-GWC-9	Total/NA	Water	7470A	
680-238848-7	SCH-GWC-19	Total/NA	Water	7470A	
680-238848-8	SCH-GWC-20	Total/NA	Water	7470A	
680-238848-9	SCH-CELL1-FD-4	Total/NA	Water	7470A	
680-238848-10	SCH-CELL1-FD-5	Total/NA	Water	7470A	
680-238848-11	SCH-CELL1-EB-4	Total/NA	Water	7470A	
680-238848-12	SCH-CELL1-FB-4	Total/NA	Water	7470A	
MB 680-792758/1-A	Method Blank	Total/NA	Water	7470A	
LCS 680-792758/2-A	Lab Control Sample	Total/NA	Water	7470A	
680-238662-A-9-B MS	Matrix Spike	Total/NA	Water	7470A	
680-238662-A-9-C MSD	Matrix Spike Duplicate	Total/NA	Water	7470A	

Analysis Batch: 793062

Lab Sample ID	Client Sample ID	Prep Type	Matrix	Method	Prep Batch
680-238848-1	SCH-GWC-4	Total/NA	Water	7470A	792736
680-238848-2	SCH-GWC-5	Total/NA	Water	7470A	792736
680-238848-3	SCH-GWC-6	Total/NA	Water	7470A	792736
680-238848-4	SCH-GWC-7	Total/NA	Water	7470A	792736
680-238848-5	SCH-GWC-8A	Total/NA	Water	7470A	792736
680-238848-6	SCH-GWC-9	Total/NA	Water	7470A	792758
680-238848-7	SCH-GWC-19	Total/NA	Water	7470A	792758
680-238848-8	SCH-GWC-20	Total/NA	Water	7470A	792758
680-238848-9	SCH-CELL1-FD-4	Total/NA	Water	7470A	792758
680-238848-10	SCH-CELL1-FD-5	Total/NA	Water	7470A	792758
680-238848-11	SCH-CELL1-EB-4	Total/NA	Water	7470A	792758
680-238848-12	SCH-CELL1-FB-4	Total/NA	Water	7470A	792758
MB 680-792736/1-A	Method Blank	Total/NA	Water	7470A	792736
MB 680-792758/1-A	Method Blank	Total/NA	Water	7470A	792758
LCS 680-792736/2-A	Lab Control Sample	Total/NA	Water	7470A	792736
LCS 680-792758/2-A	Lab Control Sample	Total/NA	Water	7470A	792758
680-238662-A-9-B MS	Matrix Spike	Total/NA	Water	7470A	792758
680-238662-A-9-C MSD	Matrix Spike Duplicate	Total/NA	Water	7470A	792758
680-238848-5 MS	SCH-GWC-8A	Total/NA	Water	7470A	792736
680-238848-5 MSD	SCH-GWC-8A	Total/NA	Water	7470A	792736

QC Association Summary

Client: Southern Company
 Project/Site: CCR - Plant Scherer Cell 1

Job ID: 680-238848-1

Metals

Analysis Batch: 793132

Lab Sample ID	Client Sample ID	Prep Type	Matrix	Method	Prep Batch
680-238848-1	SCH-GWC-4	Total Recoverable	Water	6020B	792646
680-238848-2	SCH-GWC-5	Total Recoverable	Water	6020B	792646
680-238848-3	SCH-GWC-6	Total Recoverable	Water	6020B	792649
680-238848-4	SCH-GWC-7	Total Recoverable	Water	6020B	792646
680-238848-5	SCH-GWC-8A	Total Recoverable	Water	6020B	792646
680-238848-6	SCH-GWC-9	Total Recoverable	Water	6020B	792646
680-238848-7	SCH-GWC-19	Total Recoverable	Water	6020B	792646
680-238848-8	SCH-GWC-20	Total Recoverable	Water	6020B	792646
680-238848-9	SCH-CELL1-FD-4	Total Recoverable	Water	6020B	792646
680-238848-10	SCH-CELL1-FD-5	Total Recoverable	Water	6020B	792646
680-238848-11	SCH-CELL1-EB-4	Total Recoverable	Water	6020B	792646
680-238848-12	SCH-CELL1-FB-4	Total Recoverable	Water	6020B	792646
MB 680-792646/1-A	Method Blank	Total Recoverable	Water	6020B	792646
MB 680-792649/1-A	Method Blank	Total Recoverable	Water	6020B	792649
LCS 680-792646/2-A	Lab Control Sample	Total Recoverable	Water	6020B	792646
LCS 680-792649/2-A	Lab Control Sample	Total Recoverable	Water	6020B	792649
680-238818-G-1-D MS	Matrix Spike	Total Recoverable	Water	6020B	792649
680-238818-G-1-E MSD	Matrix Spike Duplicate	Total Recoverable	Water	6020B	792649
680-238848-6 MS	SCH-GWC-9	Total Recoverable	Water	6020B	792646
680-238848-6 MSD	SCH-GWC-9	Total Recoverable	Water	6020B	792646

Analysis Batch: 793414

Lab Sample ID	Client Sample ID	Prep Type	Matrix	Method	Prep Batch
680-238848-3	SCH-GWC-6	Total Recoverable	Water	6020B	792649
MB 680-792649/1-A	Method Blank	Total Recoverable	Water	6020B	792649
LCS 680-792649/2-A	Lab Control Sample	Total Recoverable	Water	6020B	792649
680-238818-G-1-D MS	Matrix Spike	Total Recoverable	Water	6020B	792649
680-238818-G-1-E MSD	Matrix Spike Duplicate	Total Recoverable	Water	6020B	792649

General Chemistry

Analysis Batch: 792948

Lab Sample ID	Client Sample ID	Prep Type	Matrix	Method	Prep Batch
680-238848-1	SCH-GWC-4	Total/NA	Water	2320B-2011	
680-238848-2	SCH-GWC-5	Total/NA	Water	2320B-2011	
680-238848-3	SCH-GWC-6	Total/NA	Water	2320B-2011	
680-238848-4	SCH-GWC-7	Total/NA	Water	2320B-2011	
680-238848-5	SCH-GWC-8A	Total/NA	Water	2320B-2011	
680-238848-6	SCH-GWC-9	Total/NA	Water	2320B-2011	
680-238848-7	SCH-GWC-19	Total/NA	Water	2320B-2011	
MB 680-792948/4	Method Blank	Total/NA	Water	2320B-2011	
LCS 680-792948/6	Lab Control Sample	Total/NA	Water	2320B-2011	
LCSD 680-792948/31	Lab Control Sample Dup	Total/NA	Water	2320B-2011	
680-238848-5 DU	SCH-GWC-8A	Total/NA	Water	2320B-2011	

Analysis Batch: 792966

Lab Sample ID	Client Sample ID	Prep Type	Matrix	Method	Prep Batch
680-238848-1	SCH-GWC-4	Total/NA	Water	2540C-2011	
680-238848-2	SCH-GWC-5	Total/NA	Water	2540C-2011	
680-238848-3	SCH-GWC-6	Total/NA	Water	2540C-2011	
680-238848-4	SCH-GWC-7	Total/NA	Water	2540C-2011	

Eurofins Savannah

QC Association Summary

Client: Southern Company
Project/Site: CCR - Plant Scherer Cell 1

Job ID: 680-238848-1

General Chemistry (Continued)

Analysis Batch: 792966 (Continued)

Lab Sample ID	Client Sample ID	Prep Type	Matrix	Method	Prep Batch
680-238848-5	SCH-GWC-8A	Total/NA	Water	2540C-2011	
680-238848-6	SCH-GWC-9	Total/NA	Water	2540C-2011	
680-238848-7	SCH-GWC-19	Total/NA	Water	2540C-2011	
680-238848-8	SCH-GWC-20	Total/NA	Water	2540C-2011	
680-238848-9	SCH-CELL1-FD-4	Total/NA	Water	2540C-2011	
680-238848-10	SCH-CELL1-FD-5	Total/NA	Water	2540C-2011	
680-238848-11	SCH-CELL1-EB-4	Total/NA	Water	2540C-2011	
680-238848-12	SCH-CELL1-FB-4	Total/NA	Water	2540C-2011	
MB 680-792966/1	Method Blank	Total/NA	Water	2540C-2011	
LCS 680-792966/2	Lab Control Sample	Total/NA	Water	2540C-2011	
LCSD 680-792966/3	Lab Control Sample Dup	Total/NA	Water	2540C-2011	
680-238848-1 DU	SCH-GWC-4	Total/NA	Water	2540C-2011	
680-238848-2 DU	SCH-GWC-5	Total/NA	Water	2540C-2011	

Analysis Batch: 793686

Lab Sample ID	Client Sample ID	Prep Type	Matrix	Method	Prep Batch
680-238848-8	SCH-GWC-20	Total/NA	Water	2320B-2011	
680-238848-9	SCH-CELL1-FD-4	Total/NA	Water	2320B-2011	
680-238848-10	SCH-CELL1-FD-5	Total/NA	Water	2320B-2011	
680-238848-11	SCH-CELL1-EB-4	Total/NA	Water	2320B-2011	
680-238848-12	SCH-CELL1-FB-4	Total/NA	Water	2320B-2011	
MB 680-793686/4	Method Blank	Total/NA	Water	2320B-2011	
LCS 680-793686/6	Lab Control Sample	Total/NA	Water	2320B-2011	
LCSD 680-793686/31	Lab Control Sample Dup	Total/NA	Water	2320B-2011	
680-238848-8 DU	SCH-GWC-20	Total/NA	Water	2320B-2011	

Lab Chronicle

Client: Southern Company
 Project/Site: CCR - Plant Scherer Cell 1

Job ID: 680-238848-1

Client Sample ID: SCH-GWC-4

Lab Sample ID: 680-238848-1

Date Collected: 08/08/23 13:51

Matrix: Water

Date Received: 08/09/23 11:15

Prep Type	Batch Type	Batch Method	Run	Dil Factor	Initial Amount	Final Amount	Batch Number	Prepared or Analyzed	Analyst	Lab
Total/NA	Analysis	300.0-1993 R2.1		1	5 mL	5 mL	793484	08/15/23 22:01	UI	EET SAV
Instrument ID: CICK										
Total Recoverable	Prep	3005A			25 mL	125 mL	792646	08/10/23 06:19	RR	EET SAV
Total Recoverable	Analysis	6020B		1			793132	08/11/23 18:14	BWR	EET SAV
Instrument ID: ICPMSC										
Total/NA	Prep	7470A			50 mL	50 mL	792736	08/10/23 11:07	DW	EET SAV
Total/NA	Analysis	7470A		1			793062	08/11/23 11:00	BJB	EET SAV
Instrument ID: QuickTrace2										
Total/NA	Analysis	2320B-2011		1			792948	08/10/23 20:31	PG	EET SAV
Instrument ID: MANTECH 2										
Total/NA	Analysis	2540C-2011		1	50 mL	200 mL	792966	08/11/23 11:01	PG	EET SAV
Instrument ID: NOEQUIP										

Client Sample ID: SCH-GWC-5

Lab Sample ID: 680-238848-2

Date Collected: 08/08/23 11:01

Matrix: Water

Date Received: 08/09/23 11:15

Prep Type	Batch Type	Batch Method	Run	Dil Factor	Initial Amount	Final Amount	Batch Number	Prepared or Analyzed	Analyst	Lab
Total/NA	Analysis	300.0-1993 R2.1		1	5 mL	5 mL	793484	08/15/23 22:14	UI	EET SAV
Instrument ID: CICK										
Total Recoverable	Prep	3005A			25 mL	125 mL	792646	08/10/23 06:19	RR	EET SAV
Total Recoverable	Analysis	6020B		1			793132	08/11/23 19:39	BWR	EET SAV
Instrument ID: ICPMSC										
Total/NA	Prep	7470A			50 mL	50 mL	792736	08/10/23 11:07	DW	EET SAV
Total/NA	Analysis	7470A		1			793062	08/11/23 11:01	BJB	EET SAV
Instrument ID: QuickTrace2										
Total/NA	Analysis	2320B-2011		1			792948	08/10/23 20:49	PG	EET SAV
Instrument ID: MANTECH 2										
Total/NA	Analysis	2540C-2011		1	50 mL	200 mL	792966	08/11/23 11:01	PG	EET SAV
Instrument ID: NOEQUIP										

Client Sample ID: SCH-GWC-6

Lab Sample ID: 680-238848-3

Date Collected: 08/08/23 12:09

Matrix: Water

Date Received: 08/09/23 11:15

Prep Type	Batch Type	Batch Method	Run	Dil Factor	Initial Amount	Final Amount	Batch Number	Prepared or Analyzed	Analyst	Lab
Total/NA	Analysis	300.0-1993 R2.1		1	5 mL	5 mL	793668	08/16/23 11:09	T1C	EET SAV
Instrument ID: CICK										
Total Recoverable	Prep	3005A			25 mL	125 mL	792649	08/10/23 06:31	RR	EET SAV
Total Recoverable	Analysis	6020B		1			793132	08/12/23 00:57	BWR	EET SAV
Instrument ID: ICPMSC										
Total Recoverable	Prep	3005A			25 mL	125 mL	792649	08/10/23 06:31	RR	EET SAV
Total Recoverable	Analysis	6020B		1			793414	08/14/23 13:48	BWR	EET SAV
Instrument ID: ICPMSC										

Eurofins Savannah

Lab Chronicle

Client: Southern Company
Project/Site: CCR - Plant Scherer Cell 1

Job ID: 680-238848-1

Client Sample ID: SCH-GWC-6

Lab Sample ID: 680-238848-3

Date Collected: 08/08/23 12:09

Matrix: Water

Date Received: 08/09/23 11:15

Prep Type	Batch Type	Batch Method	Run	Dil Factor	Initial Amount	Final Amount	Batch Number	Prepared or Analyzed	Analyst	Lab
Total/NA	Prep	7470A			50 mL	50 mL	792736	08/10/23 11:07	DW	EET SAV
Total/NA	Analysis	7470A		1			793062	08/11/23 11:03	BJB	EET SAV
Instrument ID: QuickTrace2										
Total/NA	Analysis	2320B-2011		1			792948	08/10/23 20:40	PG	EET SAV
Instrument ID: MANTECH 2										
Total/NA	Analysis	2540C-2011		1	200 mL	200 mL	792966	08/11/23 11:01	PG	EET SAV
Instrument ID: NOEQUIP										

Client Sample ID: SCH-GWC-7

Lab Sample ID: 680-238848-4

Date Collected: 08/08/23 13:02

Matrix: Water

Date Received: 08/09/23 11:15

Prep Type	Batch Type	Batch Method	Run	Dil Factor	Initial Amount	Final Amount	Batch Number	Prepared or Analyzed	Analyst	Lab
Total/NA	Analysis	300.0-1993 R2.1		1	5 mL	5 mL	793668	08/16/23 11:47	T1C	EET SAV
Instrument ID: CICK										
Total Recoverable	Prep	3005A			25 mL	125 mL	792646	08/10/23 06:19	RR	EET SAV
Total Recoverable	Analysis	6020B		1			793132	08/11/23 18:55	BWR	EET SAV
Instrument ID: ICPMSC										
Total/NA	Prep	7470A			50 mL	50 mL	792736	08/10/23 11:07	DW	EET SAV
Total/NA	Analysis	7470A		1			793062	08/11/23 11:08	BJB	EET SAV
Instrument ID: QuickTrace2										
Total/NA	Analysis	2320B-2011		1			792948	08/10/23 22:02	PG	EET SAV
Instrument ID: MANTECH 2										
Total/NA	Analysis	2540C-2011		1	200 mL	200 mL	792966	08/11/23 11:01	PG	EET SAV
Instrument ID: NOEQUIP										

Client Sample ID: SCH-GWC-8A

Lab Sample ID: 680-238848-5

Date Collected: 08/08/23 15:02

Matrix: Water

Date Received: 08/09/23 11:15

Prep Type	Batch Type	Batch Method	Run	Dil Factor	Initial Amount	Final Amount	Batch Number	Prepared or Analyzed	Analyst	Lab
Total/NA	Analysis	300.0-1993 R2.1		1	5 mL	5 mL	793668	08/16/23 11:59	T1C	EET SAV
Instrument ID: CICK										
Total Recoverable	Prep	3005A			25 mL	125 mL	792646	08/10/23 06:19	RR	EET SAV
Total Recoverable	Analysis	6020B		1			793132	08/11/23 19:35	BWR	EET SAV
Instrument ID: ICPMSC										
Total/NA	Prep	7470A			50 mL	50 mL	792736	08/10/23 11:07	DW	EET SAV
Total/NA	Analysis	7470A		1			793062	08/11/23 11:09	BJB	EET SAV
Instrument ID: QuickTrace2										
Total/NA	Analysis	2320B-2011		1			792948	08/10/23 21:23	PG	EET SAV
Instrument ID: MANTECH 2										
Total/NA	Analysis	2540C-2011		1	50 mL	200 mL	792966	08/11/23 11:01	PG	EET SAV
Instrument ID: NOEQUIP										

Lab Chronicle

Client: Southern Company
 Project/Site: CCR - Plant Scherer Cell 1

Job ID: 680-238848-1

Client Sample ID: SCH-GWC-9

Lab Sample ID: 680-238848-6

Date Collected: 08/08/23 15:38

Matrix: Water

Date Received: 08/09/23 11:15

Prep Type	Batch Type	Batch Method	Run	Dil Factor	Initial Amount	Final Amount	Batch Number	Prepared or Analyzed	Analyst	Lab
Total/NA	Analysis	300.0-1993 R2.1		1	5 mL	5 mL	793668	08/16/23 12:12	T1C	EET SAV
Instrument ID: CICK										
Total Recoverable	Prep	3005A			25 mL	125 mL	792646	08/10/23 06:19	RR	EET SAV
Total Recoverable	Analysis	6020B		1			793132	08/11/23 17:58	BWR	EET SAV
Instrument ID: ICPMSC										
Total/NA	Prep	7470A			50 mL	50 mL	792758	08/10/23 11:56	DW	EET SAV
Total/NA	Analysis	7470A		1			793062	08/11/23 11:20	BJB	EET SAV
Instrument ID: QuickTrace2										
Total/NA	Analysis	2320B-2011		1			792948	08/10/23 21:43	PG	EET SAV
Instrument ID: MANTECH 2										
Total/NA	Analysis	2540C-2011		1	200 mL	200 mL	792966	08/11/23 11:01	PG	EET SAV
Instrument ID: NOEQUIP										

Client Sample ID: SCH-GWC-19

Lab Sample ID: 680-238848-7

Date Collected: 08/08/23 16:25

Matrix: Water

Date Received: 08/09/23 11:15

Prep Type	Batch Type	Batch Method	Run	Dil Factor	Initial Amount	Final Amount	Batch Number	Prepared or Analyzed	Analyst	Lab
Total/NA	Analysis	300.0-1993 R2.1		1	5 mL	5 mL	793668	08/16/23 12:25	T1C	EET SAV
Instrument ID: CICK										
Total Recoverable	Prep	3005A			25 mL	125 mL	792646	08/10/23 06:19	RR	EET SAV
Total Recoverable	Analysis	6020B		1			793132	08/11/23 18:59	BWR	EET SAV
Instrument ID: ICPMSC										
Total/NA	Prep	7470A			50 mL	50 mL	792758	08/10/23 11:56	DW	EET SAV
Total/NA	Analysis	7470A		1			793062	08/11/23 11:22	BJB	EET SAV
Instrument ID: QuickTrace2										
Total/NA	Analysis	2320B-2011		1			792948	08/10/23 21:52	PG	EET SAV
Instrument ID: MANTECH 2										
Total/NA	Analysis	2540C-2011		1	200 mL	200 mL	792966	08/11/23 11:01	PG	EET SAV
Instrument ID: NOEQUIP										

Client Sample ID: SCH-GWC-20

Lab Sample ID: 680-238848-8

Date Collected: 08/08/23 14:55

Matrix: Water

Date Received: 08/09/23 11:15

Prep Type	Batch Type	Batch Method	Run	Dil Factor	Initial Amount	Final Amount	Batch Number	Prepared or Analyzed	Analyst	Lab
Total/NA	Analysis	300.0-1993 R2.1		1	5 mL	5 mL	793668	08/16/23 12:37	T1C	EET SAV
Instrument ID: CICK										
Total Recoverable	Prep	3005A			25 mL	125 mL	792646	08/10/23 06:19	RR	EET SAV
Total Recoverable	Analysis	6020B		1			793132	08/11/23 19:03	BWR	EET SAV
Instrument ID: ICPMSC										
Total/NA	Prep	7470A			50 mL	50 mL	792758	08/10/23 11:56	DW	EET SAV
Total/NA	Analysis	7470A		1			793062	08/11/23 11:23	BJB	EET SAV
Instrument ID: QuickTrace2										

Lab Chronicle

Client: Southern Company
 Project/Site: CCR - Plant Scherer Cell 1

Job ID: 680-238848-1

Client Sample ID: SCH-GWC-20

Lab Sample ID: 680-238848-8

Date Collected: 08/08/23 14:55

Matrix: Water

Date Received: 08/09/23 11:15

Prep Type	Batch Type	Batch Method	Run	Dil Factor	Initial Amount	Final Amount	Batch Number	Prepared or Analyzed	Analyst	Lab
Total/NA	Analysis	2320B-2011		1			793686	08/15/23 13:07	PG	EET SAV
Total/NA	Analysis	2540C-2011		1	200 mL	200 mL	792966	08/11/23 11:01	PG	EET SAV
Instrument ID: NOEQUIP										

Client Sample ID: SCH-CELL1-FD-4

Lab Sample ID: 680-238848-9

Date Collected: 08/08/23 00:00

Matrix: Water

Date Received: 08/09/23 11:15

Prep Type	Batch Type	Batch Method	Run	Dil Factor	Initial Amount	Final Amount	Batch Number	Prepared or Analyzed	Analyst	Lab
Total/NA	Analysis	300.0-1993 R2.1		1	5 mL	5 mL	793668	08/16/23 12:50	T1C	EET SAV
Instrument ID: CICK										
Total Recoverable	Prep	3005A			25 mL	125 mL	792646	08/10/23 06:19	RR	EET SAV
Total Recoverable	Analysis	6020B		1			793132	08/11/23 18:46	BWR	EET SAV
Instrument ID: ICPMSC										
Total/NA	Prep	7470A			50 mL	50 mL	792758	08/10/23 11:56	DW	EET SAV
Total/NA	Analysis	7470A		1			793062	08/11/23 11:25	BJB	EET SAV
Instrument ID: QuickTrace2										
Total/NA	Analysis	2320B-2011		1			793686	08/15/23 13:56	PG	EET SAV
Instrument ID: MANTECH 2										
Total/NA	Analysis	2540C-2011		1	50 mL	200 mL	792966	08/11/23 11:01	PG	EET SAV
Instrument ID: NOEQUIP										

Client Sample ID: SCH-CELL1-FD-5

Lab Sample ID: 680-238848-10

Date Collected: 08/08/23 00:00

Matrix: Water

Date Received: 08/09/23 11:15

Prep Type	Batch Type	Batch Method	Run	Dil Factor	Initial Amount	Final Amount	Batch Number	Prepared or Analyzed	Analyst	Lab
Total/NA	Analysis	300.0-1993 R2.1		1	5 mL	5 mL	793668	08/16/23 13:03	T1C	EET SAV
Instrument ID: CICK										
Total Recoverable	Prep	3005A			25 mL	125 mL	792646	08/10/23 06:19	RR	EET SAV
Total Recoverable	Analysis	6020B		1			793132	08/11/23 18:42	BWR	EET SAV
Instrument ID: ICPMSC										
Total/NA	Prep	7470A			50 mL	50 mL	792758	08/10/23 11:56	DW	EET SAV
Total/NA	Analysis	7470A		1			793062	08/11/23 11:26	BJB	EET SAV
Instrument ID: QuickTrace2										
Total/NA	Analysis	2320B-2011		1			793686	08/15/23 13:26	PG	EET SAV
Instrument ID: MANTECH 2										
Total/NA	Analysis	2540C-2011		1	50 mL	200 mL	792966	08/11/23 11:01	PG	EET SAV
Instrument ID: NOEQUIP										

Lab Chronicle

Client: Southern Company
Project/Site: CCR - Plant Scherer Cell 1

Job ID: 680-238848-1

Client Sample ID: SCH-CELL1-EB-4

Lab Sample ID: 680-238848-11

Date Collected: 08/08/23 16:30

Matrix: Water

Date Received: 08/09/23 11:15

Prep Type	Batch Type	Batch Method	Run	Dil Factor	Initial Amount	Final Amount	Batch Number	Prepared or Analyzed	Analyst	Lab
Total/NA	Analysis	300.0-1993 R2.1		1	5 mL	5 mL	793668	08/16/23 13:15	T1C	EET SAV
Instrument ID: CICK										
Total Recoverable	Prep	3005A			25 mL	125 mL	792646	08/10/23 06:19	RR	EET SAV
Total Recoverable	Analysis	6020B		1			793132	08/11/23 18:50	BWR	EET SAV
Instrument ID: ICPMSC										
Total/NA	Prep	7470A			50 mL	50 mL	792758	08/10/23 11:56	DW	EET SAV
Total/NA	Analysis	7470A		1			793062	08/11/23 11:28	BJB	EET SAV
Instrument ID: QuickTrace2										
Total/NA	Analysis	2320B-2011		1			793686	08/15/23 13:47	PG	EET SAV
Instrument ID: MANTECH 2										
Total/NA	Analysis	2540C-2011		1	200 mL	200 mL	792966	08/11/23 11:01	PG	EET SAV
Instrument ID: NOEQUIP										

Client Sample ID: SCH-CELL1-FB-4

Lab Sample ID: 680-238848-12

Date Collected: 08/08/23 16:05

Matrix: Water

Date Received: 08/09/23 11:15

Prep Type	Batch Type	Batch Method	Run	Dil Factor	Initial Amount	Final Amount	Batch Number	Prepared or Analyzed	Analyst	Lab
Total/NA	Analysis	300.0-1993 R2.1		1	5 mL	5 mL	793668	08/16/23 13:28	T1C	EET SAV
Instrument ID: CICK										
Total Recoverable	Prep	3005A			25 mL	125 mL	792646	08/10/23 06:19	RR	EET SAV
Total Recoverable	Analysis	6020B		1			793132	08/11/23 18:10	BWR	EET SAV
Instrument ID: ICPMSC										
Total/NA	Prep	7470A			50 mL	50 mL	792758	08/10/23 11:56	DW	EET SAV
Total/NA	Analysis	7470A		1			793062	08/11/23 11:29	BJB	EET SAV
Instrument ID: QuickTrace2										
Total/NA	Analysis	2320B-2011		1			793686	08/15/23 13:32	PG	EET SAV
Instrument ID: MANTECH 2										
Total/NA	Analysis	2540C-2011		1	200 mL	200 mL	792966	08/11/23 11:01	PG	EET SAV
Instrument ID: NOEQUIP										

Laboratory References:

EET SAV = Eurofins Savannah, 5102 LaRoche Avenue, Savannah, GA 31404, TEL (912)354-7858

Accreditation/Certification Summary

Client: Southern Company
Project/Site: CCR - Plant Scherer Cell 1

Job ID: 680-238848-1

Laboratory: Eurofins Savannah

The accreditations/certifications listed below are applicable to this report.

Authority	Program	Identification Number	Expiration Date
Florida	NELAP	E87052	06-30-24
Georgia	State	E87052	06-30-24

- 1
- 2
- 3
- 4
- 5
- 6
- 7
- 8
- 9
- 10
- 11
- 12

Method Summary

Client: Southern Company
Project/Site: CCR - Plant Scherer Cell 1

Job ID: 680-238848-1

Method	Method Description	Protocol	Laboratory
300.0-1993 R2.1	Anions, Ion Chromatography	MCAWW	EET SAV
6020B	Metals (ICP/MS)	SW846	EET SAV
7470A	Mercury (CVAA)	SW846	EET SAV
2320B-2011	Alkalinity, Total	SM	EET SAV
2540C-2011	Total Dissolved Solids (Dried at 180 °C)	SM	EET SAV
3005A	Preparation, Total Recoverable or Dissolved Metals	SW846	EET SAV
7470A	Preparation, Mercury	SW846	EET SAV

Protocol References:

- MCAWW = "Methods For Chemical Analysis Of Water And Wastes", EPA-600/4-79-020, March 1983 And Subsequent Revisions.
- SM = "Standard Methods For The Examination Of Water And Wastewater"
- SW846 = "Test Methods For Evaluating Solid Waste, Physical/Chemical Methods", Third Edition, November 1986 And Its Updates.

Laboratory References:

- EET SAV = Eurofins Savannah, 5102 LaRoche Avenue, Savannah, GA 31404, TEL (912)354-7858



TestAmerica Pittsburgh

301 Alpha Drive
 RIDC Park
 Pittsburgh, PA 15238-2907
 phone 412.963.7058 fax 412.963.2468

Chain of Custody Record

TestAmerica

THE LEADER IN ENVIRONMENTAL TESTING

TestAmerica Laboratories, Inc.

Regulatory Program: DW NPDES RCRA Other:

Client Contact		Project Manager: Dawn Prell				Site Contact: Dawn Prell				Date: 08/08/2023		COC No:	
Joju Abraham		Tel/Fax: 248-536-5445				Lab Contact: David Fuller				Carrier:		___1___ of ___1___ COCs	
Southern Company		Analysis Turnaround Time				Filtered Sample (Y/N)	Perform MS / MSD (Y/N)	6020, 7470A: As, Ba, B, Be, Ca, Cd, Cr, Co, Cu, Pb, Hg, Ni, Sb, Se, Ag, Tl, Vn, Zn	Cations: Na, Mg, K	Cl, F, SO ₄ , TDS	Alkalinity (total, CO ₃ , HCO ₃)	Sampler:	
241 Ralph McGill Blvd SE B10185		<input checked="" type="checkbox"/> CALENDAR DAYS <input type="checkbox"/> WORKING DAYS										For Lab Use Only:	
Atlanta, GA 30308		TAT if different from Below ___3-5 days___										Walk-in Client:	
JAbraham@southernco.com		<input type="checkbox"/> 2 weeks										Lab Sampling:	
Project Name: CCR - Plant Scherer Cell 1		<input type="checkbox"/> 1 week										Job / SDG No.:	
Site: Georgia		<input type="checkbox"/> 2 days											
Project #: 31406440.022		<input type="checkbox"/> 1 day											
Sample Identification		Sample Date	Sample Time	Sample Type (C=Comp, G=Grab)	Matrix	# of Cont.							Sample Specific Notes:
SCH-GWC-4		8/8/2023	13:51	G	WG	4	N	N	X	X	X	X	
SCH-GWC-5		8/8/2023	11:01	G	WG	4	N	N	X	X	X	X	
SCH-GWC-6		8/8/2023	12:09	G	WG	4	N	N	X	X	X	X	
SCH-GWC-7		8/8/2023	13:02	G	WG	4	N	N	X	X	X	X	
SCH-GWC-8A		8/8/2023	15:02	G	WG	4	N	N	X	X	X	X	
SCH-GWC-9		8/8/2023	15:38	G	WG	4	N	N	X	X	X	X	
SCH-GWC-19		8/8/2023	16:25	G	WG	4	N	N	X	X	X	X	
SCH-GWC-20		8/8/2023	14:55	G	WG	4	N	N	X	X	X	X	
SCH-CELL1-FD-4		8/8/2023	--	G	WG	4	N	N	X	X	X	X	
SCH-CELL1-FD-5		8/8/2023	--	G	WG	4	N	N	X	X	X	X	
SCH-CELL1-EB-4		8/8/2023	16:30	G	WQ	4	N	N	X	X	X	X	
SCH-CELL1-FB-4		8/8/2023	16:05	G	WQ	4	N	N	X	X	X	X	
Preservation Used: 1= Ice, 2= HCl; 3= H ₂ SO ₄ ; 4=HNO ₃ ; 5=NaOH; 6= Other							4	4	1	1			
Possible Hazard Identification: Are any samples from a listed EPA Hazardous Waste? Please List any EPA Waste Codes for the sample in the Comments Section if the lab is to dispose of the sample.							Sample Disposal (A fee may be assessed if samples are retained longer than 1 month)						
<input type="checkbox"/> Non-Hazard <input type="checkbox"/> Flammable <input type="checkbox"/> Skin Irritant <input type="checkbox"/> Poison B <input type="checkbox"/> Unknown							<input type="checkbox"/> Return to Client <input type="checkbox"/> Disposal by Lab <input type="checkbox"/> Archive for _____ Months						
Special Instructions/QC Requirements & Comments: SCH-CCR-ASSMT-2023S2													
Custody Seals Intact: <input type="checkbox"/> Yes <input type="checkbox"/> No		Custody Seal No.:				Cooler Temp. (°C): Obs'd:				Corr'd:		Therm ID No.:	
Relinquished by: MARK MANN		Company: WSP		Date/Time: 8/8/23 7:55		Received by: MIKE GEMMILL		Company: CENOW		Date/Time: 8/8/23 7:55			
Relinquished by:		Company:		Date/Time:		Received by:		Company:		Date/Time: 8/9/23			
Relinquished by:		Company:		Date/Time:		Received in Laboratory by:		Company: CENOW		Date/Time: 8/9/23 11:15			



680-238848 Chain of Custody

3.2/3.3 0.9/1.0 3.4/3.5 2.8/2.9 2.4/2.5 Form No. CA-C-WI-002, Rev. 4.20, dated 2/28/2019

Login Sample Receipt Checklist

Client: Southern Company

Job Number: 680-238848-1

Login Number: 238848

List Number: 1

Creator: Munro, Caroline

List Source: Eurofins Savannah

Question	Answer	Comment
Radioactivity wasn't checked or is <=/ background as measured by a survey meter.	N/A	
The cooler's custody seal, if present, is intact.	True	
Sample custody seals, if present, are intact.	True	
The cooler or samples do not appear to have been compromised or tampered with.	True	
Samples were received on ice.	True	
Cooler Temperature is acceptable.	True	
Cooler Temperature is recorded.	True	
COC is present.	True	
COC is filled out in ink and legible.	True	
COC is filled out with all pertinent information.	True	
Is the Field Sampler's name present on COC?	True	
There are no discrepancies between the containers received and the COC.	True	
Samples are received within Holding Time (excluding tests with immediate HTs)	True	
Sample containers have legible labels.	True	
Containers are not broken or leaking.	True	
Sample collection date/times are provided.	True	
Appropriate sample containers are used.	True	
Sample bottles are completely filled.	True	
Sample Preservation Verified.	N/A	
There is sufficient vol. for all requested analyses, incl. any requested MS/MSDs	True	
Containers requiring zero headspace have no headspace or bubble is <6mm (1/4").	N/A	
Multiphasic samples are not present.	True	
Samples do not require splitting or compositing.	True	
Residual Chlorine Checked.	N/A	



ANALYTICAL REPORT

PREPARED FOR

Attn: Joju Abraham
Southern Company
241 Ralph McGill Blvd SE
B10185
Atlanta, Georgia 30308

Generated 8/23/2023 5:17:38 PM

JOB DESCRIPTION

CCR - Plant Scherer Cell 1

JOB NUMBER

680-238970-1

Eurofins Savannah

Job Notes

This report may not be reproduced except in full, and with written approval from the laboratory. The results relate only to the samples tested. For questions please contact the Project Manager at the e-mail address or telephone number listed on this page.

The test results in this report relate only to the samples as received by the laboratory and will meet all requirements of the methodology, with any exceptions noted. This report shall not be reproduced except in full, without the express written approval of the laboratory. All questions should be directed to the Eurofins Environment Testing Southeast, LLC Project Manager.

Authorization



Authorized for release by
David Fuller, Project Manager
David.Fuller@et.eurofinsus.com
(770)344-8986

Generated
8/23/2023 5:17:38 PM

Definitions/Glossary

Client: Southern Company
Project/Site: CCR - Plant Scherer Cell 1

Job ID: 680-238970-1

Qualifiers

HPLC/IC

Qualifier	Qualifier Description
J	Result is less than the RL but greater than or equal to the MDL and the concentration is an approximate value.

Metals

Qualifier	Qualifier Description
4	MS, MSD: The analyte present in the original sample is greater than 4 times the matrix spike concentration; therefore, control limits are not applicable.
B	Compound was found in the blank and sample.
E	Result exceeded calibration range.
F1	MS and/or MSD recovery exceeds control limits.
J	Result is less than the RL but greater than or equal to the MDL and the concentration is an approximate value.

Glossary

Abbreviation	These commonly used abbreviations may or may not be present in this report.
α	Listed under the "D" column to designate that the result is reported on a dry weight basis
%R	Percent Recovery
CFL	Contains Free Liquid
CFU	Colony Forming Unit
CNF	Contains No Free Liquid
DER	Duplicate Error Ratio (normalized absolute difference)
Dil Fac	Dilution Factor
DL	Detection Limit (DoD/DOE)
DL, RA, RE, IN	Indicates a Dilution, Re-analysis, Re-extraction, or additional Initial metals/anion analysis of the sample
DLC	Decision Level Concentration (Radiochemistry)
EDL	Estimated Detection Limit (Dioxin)
LOD	Limit of Detection (DoD/DOE)
LOQ	Limit of Quantitation (DoD/DOE)
MCL	EPA recommended "Maximum Contaminant Level"
MDA	Minimum Detectable Activity (Radiochemistry)
MDC	Minimum Detectable Concentration (Radiochemistry)
MDL	Method Detection Limit
ML	Minimum Level (Dioxin)
MPN	Most Probable Number
MQL	Method Quantitation Limit
NC	Not Calculated
ND	Not Detected at the reporting limit (or MDL or EDL if shown)
NEG	Negative / Absent
POS	Positive / Present
PQL	Practical Quantitation Limit
PRES	Presumptive
QC	Quality Control
RER	Relative Error Ratio (Radiochemistry)
RL	Reporting Limit or Requested Limit (Radiochemistry)
RPD	Relative Percent Difference, a measure of the relative difference between two points
TEF	Toxicity Equivalent Factor (Dioxin)
TEQ	Toxicity Equivalent Quotient (Dioxin)
TNTC	Too Numerous To Count

Sample Summary

Client: Southern Company
Project/Site: CCR - Plant Scherer Cell 1

Job ID: 680-238970-1

Lab Sample ID	Client Sample ID	Matrix	Collected	Received
680-238970-1	SCH-GWC-1	Water	08/09/23 11:15	08/11/23 08:00
680-238970-2	SCH-GWC-2	Water	08/09/23 12:11	08/11/23 08:00
680-238970-3	SCH-GWC-3	Water	08/09/23 14:23	08/11/23 08:00
680-238970-4	SCH-GWC-10	Water	08/09/23 12:58	08/11/23 08:00
680-238970-5	SCH-GWC-11	Water	08/09/23 11:04	08/11/23 08:00
680-238970-6	SCH-GWC-12	Water	08/09/23 09:52	08/11/23 08:00
680-238970-7	SCH-GWC-13	Water	08/09/23 09:00	08/11/23 08:00
680-238970-8	SCH-GWC-14	Water	08/09/23 10:32	08/11/23 08:00
680-238970-9	SCH-GWC-18	Water	08/09/23 12:26	08/11/23 08:00
680-238970-10	SCH-CELL1-FB-5	Water	08/09/23 09:45	08/11/23 08:00
680-238970-11	SCH-CELL1-EB-5	Water	08/09/23 07:45	08/11/23 08:00



Case Narrative

Client: Southern Company
Project/Site: CCR - Plant Scherer Cell 1

Job ID: 680-238970-1

Job ID: 680-238970-1

Laboratory: Eurofins Savannah

Narrative

**Job Narrative
680-238970-1**

Receipt

The samples were received on 8/11/2023 8:00 AM. Unless otherwise noted below, the samples arrived in good condition, and, where required, properly preserved and on ice. The temperature of the cooler at receipt time was 4.9°C

HPLC/IC


No additional analytical or quality issues were noted, other than those described above or in the Definitions/ Glossary page.

Metals

No additional analytical or quality issues were noted, other than those described above or in the Definitions/ Glossary page.

General Chemistry

No additional analytical or quality issues were noted, other than those described above or in the Definitions/ Glossary page.



Client Sample Results

Client: Southern Company
Project/Site: CCR - Plant Scherer Cell 1

Job ID: 680-238970-1

Client Sample ID: SCH-GWC-1

Lab Sample ID: 680-238970-1

Date Collected: 08/09/23 11:15

Matrix: Water

Date Received: 08/11/23 08:00

Method: MCAWW 300.0-1993 R2.1 - Anions, Ion Chromatography

Analyte	Result	Qualifier	RL	MDL	Unit	D	Prepared	Analyzed	Dil Fac
Sulfate	0.46	J	1.0	0.40	mg/L			08/16/23 17:29	1
Fluoride	0.11		0.10	0.040	mg/L			08/16/23 17:29	1
Chloride	3.5		1.0	0.20	mg/L			08/16/23 17:29	1

Method: SW846 6020B - Metals (ICP/MS) - Total Recoverable

Analyte	Result	Qualifier	RL	MDL	Unit	D	Prepared	Analyzed	Dil Fac
Antimony	<0.00034		0.0020	0.00034	mg/L		08/14/23 05:50	08/14/23 18:04	1
Arsenic	<0.00086		0.0010	0.00086	mg/L		08/14/23 05:50	08/14/23 18:04	1
Barium	0.048		0.010	0.00089	mg/L		08/14/23 05:50	08/14/23 18:04	1
Beryllium	<0.00020		0.0025	0.00020	mg/L		08/14/23 05:50	08/14/23 18:04	1
Boron	<0.022		0.080	0.022	mg/L		08/14/23 05:50	08/14/23 18:04	1
Cadmium	<0.000078		0.0025	0.000078	mg/L		08/14/23 05:50	08/14/23 18:04	1
Calcium	18		0.50	0.14	mg/L		08/14/23 05:50	08/14/23 18:04	1
Chromium	0.017		0.0020	0.0012	mg/L		08/14/23 05:50	08/14/23 18:04	1
Cobalt	<0.00022		0.0025	0.00022	mg/L		08/14/23 05:50	08/14/23 18:04	1
Copper	<0.0011		0.0020	0.0011	mg/L		08/14/23 05:50	08/14/23 18:04	1
Lead	<0.00021		0.0010	0.00021	mg/L		08/14/23 05:50	08/14/23 18:04	1
Magnesium	8.6		0.50	0.023	mg/L		08/14/23 05:50	08/14/23 18:04	1
Nickel	0.0071		0.0010	0.00042	mg/L		08/14/23 05:50	08/14/23 18:04	1
Potassium	0.93	B	0.50	0.044	mg/L		08/14/23 05:50	08/14/23 18:04	1
Selenium	<0.00099		0.0050	0.00099	mg/L		08/14/23 05:50	08/14/23 18:04	1
Silver	<0.00039		0.0010	0.00039	mg/L		08/14/23 05:50	08/14/23 18:04	1
Sodium	9.4		0.50	0.20	mg/L		08/14/23 05:50	08/14/23 18:04	1
Thallium	<0.00026		0.0010	0.00026	mg/L		08/14/23 05:50	08/14/23 18:04	1
Vanadium	0.019		0.0020	0.00063	mg/L		08/14/23 05:50	08/14/23 18:04	1
Zinc	<0.0028		0.0050	0.0028	mg/L		08/14/23 05:50	08/14/23 18:04	1

Method: SW846 7470A - Mercury (CVAA)

Analyte	Result	Qualifier	RL	MDL	Unit	D	Prepared	Analyzed	Dil Fac
Mercury	<0.000080		0.00020	0.000080	mg/L		08/14/23 11:38	08/15/23 12:30	1

General Chemistry

Analyte	Result	Qualifier	RL	MDL	Unit	D	Prepared	Analyzed	Dil Fac
Total Alkalinity as CaCO3 to pH 4.5 (SM 2320B-2011)	94		5.0	2.2	mg/L			08/15/23 19:31	1
Bicarbonate Alkalinity as CaCO3 (SM 2320B-2011)	94		5.0	5.0	mg/L			08/15/23 19:31	1
Carbonate Alkalinity as CaCO3 (SM 2320B-2011)	<5.0		5.0	5.0	mg/L			08/15/23 19:31	1
Total Dissolved Solids (SM 2540C-2011)	140		10	10	mg/L			08/16/23 15:34	1

Client Sample ID: SCH-GWC-2

Lab Sample ID: 680-238970-2

Date Collected: 08/09/23 12:11

Matrix: Water

Date Received: 08/11/23 08:00

Method: MCAWW 300.0-1993 R2.1 - Anions, Ion Chromatography

Analyte	Result	Qualifier	RL	MDL	Unit	D	Prepared	Analyzed	Dil Fac
Sulfate	0.51	J	1.0	0.40	mg/L			08/16/23 18:07	1
Fluoride	0.068	J	0.10	0.040	mg/L			08/16/23 18:07	1
Chloride	2.1		1.0	0.20	mg/L			08/16/23 18:07	1

Eurofins Savannah

Client Sample Results

Client: Southern Company
Project/Site: CCR - Plant Scherer Cell 1

Job ID: 680-238970-1

Client Sample ID: SCH-GWC-2

Lab Sample ID: 680-238970-2

Date Collected: 08/09/23 12:11

Matrix: Water

Date Received: 08/11/23 08:00

Method: SW846 6020B - Metals (ICP/MS) - Total Recoverable

Analyte	Result	Qualifier	RL	MDL	Unit	D	Prepared	Analyzed	Dil Fac
Antimony	<0.00034		0.0020	0.00034	mg/L		08/14/23 05:50	08/14/23 18:08	1
Arsenic	<0.00086		0.0010	0.00086	mg/L		08/14/23 05:50	08/14/23 18:08	1
Barium	0.045		0.010	0.00089	mg/L		08/14/23 05:50	08/14/23 18:08	1
Beryllium	<0.00020		0.0025	0.00020	mg/L		08/14/23 05:50	08/14/23 18:08	1
Boron	<0.022		0.080	0.022	mg/L		08/14/23 05:50	08/14/23 18:08	1
Cadmium	<0.000078		0.0025	0.000078	mg/L		08/14/23 05:50	08/14/23 18:08	1
Calcium	18		0.50	0.14	mg/L		08/14/23 05:50	08/14/23 18:08	1
Chromium	0.012		0.0020	0.0012	mg/L		08/14/23 05:50	08/14/23 18:08	1
Cobalt	<0.00022		0.0025	0.00022	mg/L		08/14/23 05:50	08/14/23 18:08	1
Copper	<0.0011		0.0020	0.0011	mg/L		08/14/23 05:50	08/14/23 18:08	1
Lead	<0.00021		0.0010	0.00021	mg/L		08/14/23 05:50	08/14/23 18:08	1
Magnesium	7.4		0.50	0.023	mg/L		08/14/23 05:50	08/14/23 18:08	1
Nickel	0.0017		0.0010	0.00042	mg/L		08/14/23 05:50	08/14/23 18:08	1
Potassium	1.3 B		0.50	0.044	mg/L		08/14/23 05:50	08/14/23 18:08	1
Selenium	<0.00099		0.0050	0.00099	mg/L		08/14/23 05:50	08/14/23 18:08	1
Silver	<0.00039		0.0010	0.00039	mg/L		08/14/23 05:50	08/14/23 18:08	1
Sodium	8.8		0.50	0.20	mg/L		08/14/23 05:50	08/14/23 18:08	1
Thallium	<0.00026		0.0010	0.00026	mg/L		08/14/23 05:50	08/14/23 18:08	1
Vanadium	0.016		0.0020	0.00063	mg/L		08/14/23 05:50	08/14/23 18:08	1
Zinc	0.0046 J		0.0050	0.0028	mg/L		08/14/23 05:50	08/14/23 18:08	1

Method: SW846 7470A - Mercury (CVAA)

Analyte	Result	Qualifier	RL	MDL	Unit	D	Prepared	Analyzed	Dil Fac
Mercury	<0.000080		0.00020	0.000080	mg/L		08/14/23 11:38	08/15/23 12:35	1

General Chemistry

Analyte	Result	Qualifier	RL	MDL	Unit	D	Prepared	Analyzed	Dil Fac
Total Alkalinity as CaCO3 to pH 4.5 (SM 2320B-2011)	91		5.0	2.2	mg/L			08/15/23 19:41	1
Bicarbonate Alkalinity as CaCO3 (SM 2320B-2011)	91		5.0	5.0	mg/L			08/15/23 19:41	1
Carbonate Alkalinity as CaCO3 (SM 2320B-2011)	<5.0		5.0	5.0	mg/L			08/15/23 19:41	1
Total Dissolved Solids (SM 2540C-2011)	120		10	10	mg/L			08/16/23 15:34	1

Client Sample ID: SCH-GWC-3

Lab Sample ID: 680-238970-3

Date Collected: 08/09/23 14:23

Matrix: Water

Date Received: 08/11/23 08:00

Method: MCAWW 300.0-1993 R2.1 - Anions, Ion Chromatography

Analyte	Result	Qualifier	RL	MDL	Unit	D	Prepared	Analyzed	Dil Fac
Sulfate	3.6		1.0	0.40	mg/L			08/16/23 18:19	1
Fluoride	0.076 J		0.10	0.040	mg/L			08/16/23 18:19	1
Chloride	3.2		1.0	0.20	mg/L			08/16/23 18:19	1

Method: SW846 6020B - Metals (ICP/MS) - Total Recoverable

Analyte	Result	Qualifier	RL	MDL	Unit	D	Prepared	Analyzed	Dil Fac
Antimony	<0.00034		0.0020	0.00034	mg/L		08/14/23 05:50	08/14/23 18:12	1
Arsenic	<0.00086		0.0010	0.00086	mg/L		08/14/23 05:50	08/14/23 18:12	1
Barium	0.013		0.010	0.00089	mg/L		08/14/23 05:50	08/14/23 18:12	1
Beryllium	<0.00020		0.0025	0.00020	mg/L		08/14/23 05:50	08/14/23 18:12	1

Eurofins Savannah

Client Sample Results

Client: Southern Company
Project/Site: CCR - Plant Scherer Cell 1

Job ID: 680-238970-1

Client Sample ID: SCH-GWC-3

Lab Sample ID: 680-238970-3

Date Collected: 08/09/23 14:23

Matrix: Water

Date Received: 08/11/23 08:00

Method: SW846 6020B - Metals (ICP/MS) - Total Recoverable (Continued)

Analyte	Result	Qualifier	RL	MDL	Unit	D	Prepared	Analyzed	Dil Fac
Boron	<0.022		0.080	0.022	mg/L		08/14/23 05:50	08/14/23 18:12	1
Cadmium	<0.000078		0.0025	0.000078	mg/L		08/14/23 05:50	08/14/23 18:12	1
Calcium	6.7		0.50	0.14	mg/L		08/14/23 05:50	08/14/23 18:12	1
Chromium	0.013		0.0020	0.0012	mg/L		08/14/23 05:50	08/14/23 18:12	1
Cobalt	<0.00022		0.0025	0.00022	mg/L		08/14/23 05:50	08/14/23 18:12	1
Copper	<0.0011		0.0020	0.0011	mg/L		08/14/23 05:50	08/14/23 18:12	1
Lead	<0.00021		0.0010	0.00021	mg/L		08/14/23 05:50	08/14/23 18:12	1
Magnesium	3.5		0.50	0.023	mg/L		08/14/23 05:50	08/14/23 18:12	1
Nickel	0.00078	J	0.0010	0.00042	mg/L		08/14/23 05:50	08/14/23 18:12	1
Potassium	0.80	B	0.50	0.044	mg/L		08/14/23 05:50	08/14/23 18:12	1
Selenium	<0.00099		0.0050	0.00099	mg/L		08/14/23 05:50	08/14/23 18:12	1
Silver	<0.00039		0.0010	0.00039	mg/L		08/14/23 05:50	08/14/23 18:12	1
Sodium	5.4		0.50	0.20	mg/L		08/14/23 05:50	08/14/23 18:12	1
Thallium	<0.00026		0.0010	0.00026	mg/L		08/14/23 05:50	08/14/23 18:12	1
Vanadium	0.0057		0.0020	0.00063	mg/L		08/14/23 05:50	08/14/23 18:12	1
Zinc	<0.0028		0.0050	0.0028	mg/L		08/14/23 05:50	08/14/23 18:12	1

Method: SW846 7470A - Mercury (CVAA)

Analyte	Result	Qualifier	RL	MDL	Unit	D	Prepared	Analyzed	Dil Fac
Mercury	<0.000080		0.00020	0.000080	mg/L		08/14/23 12:14	08/15/23 13:05	1

General Chemistry

Analyte	Result	Qualifier	RL	MDL	Unit	D	Prepared	Analyzed	Dil Fac
Total Alkalinity as CaCO3 to pH 4.5 (SM 2320B-2011)	33		5.0	2.2	mg/L			08/15/23 19:50	1
Bicarbonate Alkalinity as CaCO3 (SM 2320B-2011)	33		5.0	5.0	mg/L			08/15/23 19:50	1
Carbonate Alkalinity as CaCO3 (SM 2320B-2011)	<5.0		5.0	5.0	mg/L			08/15/23 19:50	1
Total Dissolved Solids (SM 2540C-2011)	88		10	10	mg/L			08/16/23 15:34	1

Client Sample ID: SCH-GWC-10

Lab Sample ID: 680-238970-4

Date Collected: 08/09/23 12:58

Matrix: Water

Date Received: 08/11/23 08:00

Method: MCAWW 300.0-1993 R2.1 - Anions, Ion Chromatography

Analyte	Result	Qualifier	RL	MDL	Unit	D	Prepared	Analyzed	Dil Fac
Sulfate	2.3		1.0	0.40	mg/L			08/16/23 18:32	1
Fluoride	0.083	J	0.10	0.040	mg/L			08/16/23 18:32	1
Chloride	3.7		1.0	0.20	mg/L			08/16/23 18:32	1

Method: SW846 6020B - Metals (ICP/MS) - Total Recoverable

Analyte	Result	Qualifier	RL	MDL	Unit	D	Prepared	Analyzed	Dil Fac
Antimony	<0.00034		0.0020	0.00034	mg/L		08/14/23 05:50	08/14/23 18:17	1
Arsenic	<0.00086		0.0010	0.00086	mg/L		08/14/23 05:50	08/14/23 18:17	1
Barium	0.032		0.010	0.00089	mg/L		08/14/23 05:50	08/14/23 18:17	1
Beryllium	<0.00020		0.0025	0.00020	mg/L		08/14/23 05:50	08/14/23 18:17	1
Boron	<0.022		0.080	0.022	mg/L		08/14/23 05:50	08/14/23 18:17	1
Cadmium	<0.000078		0.0025	0.000078	mg/L		08/14/23 05:50	08/14/23 18:17	1
Calcium	18		0.50	0.14	mg/L		08/14/23 05:50	08/14/23 18:17	1
Chromium	0.022		0.0020	0.0012	mg/L		08/14/23 05:50	08/14/23 18:17	1

Eurofins Savannah

Client Sample Results

Client: Southern Company
Project/Site: CCR - Plant Scherer Cell 1

Job ID: 680-238970-1

Client Sample ID: SCH-GWC-10

Lab Sample ID: 680-238970-4

Date Collected: 08/09/23 12:58

Matrix: Water

Date Received: 08/11/23 08:00

Method: SW846 6020B - Metals (ICP/MS) - Total Recoverable (Continued)

Analyte	Result	Qualifier	RL	MDL	Unit	D	Prepared	Analyzed	Dil Fac
Cobalt	<0.00022		0.0025	0.00022	mg/L		08/14/23 05:50	08/14/23 18:17	1
Copper	<0.0011		0.0020	0.0011	mg/L		08/14/23 05:50	08/14/23 18:17	1
Lead	<0.00021		0.0010	0.00021	mg/L		08/14/23 05:50	08/14/23 18:17	1
Magnesium	8.8		0.50	0.023	mg/L		08/14/23 05:50	08/14/23 18:17	1
Nickel	0.0026		0.0010	0.00042	mg/L		08/14/23 05:50	08/14/23 18:17	1
Potassium	0.99	B	0.50	0.044	mg/L		08/14/23 05:50	08/14/23 18:17	1
Selenium	<0.00099		0.0050	0.00099	mg/L		08/14/23 05:50	08/14/23 18:17	1
Silver	<0.00039		0.0010	0.00039	mg/L		08/14/23 05:50	08/14/23 18:17	1
Sodium	7.8		0.50	0.20	mg/L		08/14/23 05:50	08/14/23 18:17	1
Thallium	<0.00026		0.0010	0.00026	mg/L		08/14/23 05:50	08/14/23 18:17	1
Vanadium	0.013		0.0020	0.00063	mg/L		08/14/23 05:50	08/14/23 18:17	1
Zinc	<0.0028		0.0050	0.0028	mg/L		08/14/23 05:50	08/14/23 18:17	1

Method: SW846 7470A - Mercury (CVAA)

Analyte	Result	Qualifier	RL	MDL	Unit	D	Prepared	Analyzed	Dil Fac
Mercury	<0.000080		0.00020	0.000080	mg/L		08/14/23 12:14	08/15/23 13:07	1

General Chemistry

Analyte	Result	Qualifier	RL	MDL	Unit	D	Prepared	Analyzed	Dil Fac
Total Alkalinity as CaCO3 to pH 4.5 (SM 2320B-2011)	93		5.0	2.2	mg/L			08/15/23 19:59	1
Bicarbonate Alkalinity as CaCO3 (SM 2320B-2011)	93		5.0	5.0	mg/L			08/15/23 19:59	1
Carbonate Alkalinity as CaCO3 (SM 2320B-2011)	<5.0		5.0	5.0	mg/L			08/15/23 19:59	1
Total Dissolved Solids (SM 2540C-2011)	140		10	10	mg/L			08/16/23 15:34	1

Client Sample ID: SCH-GWC-11

Lab Sample ID: 680-238970-5

Date Collected: 08/09/23 11:04

Matrix: Water

Date Received: 08/11/23 08:00

Method: MCAWW 300.0-1993 R2.1 - Anions, Ion Chromatography

Analyte	Result	Qualifier	RL	MDL	Unit	D	Prepared	Analyzed	Dil Fac
Sulfate	<0.40		1.0	0.40	mg/L			08/16/23 18:44	1
Fluoride	0.071	J	0.10	0.040	mg/L			08/16/23 18:44	1
Chloride	1.7		1.0	0.20	mg/L			08/16/23 18:44	1

Method: SW846 6020B - Metals (ICP/MS) - Total Recoverable

Analyte	Result	Qualifier	RL	MDL	Unit	D	Prepared	Analyzed	Dil Fac
Antimony	<0.00034		0.0020	0.00034	mg/L		08/14/23 05:50	08/14/23 18:21	1
Arsenic	<0.00086		0.0010	0.00086	mg/L		08/14/23 05:50	08/14/23 18:21	1
Barium	0.019		0.010	0.00089	mg/L		08/14/23 05:50	08/14/23 18:21	1
Beryllium	<0.00020		0.0025	0.00020	mg/L		08/14/23 05:50	08/14/23 18:21	1
Boron	<0.022		0.080	0.022	mg/L		08/14/23 05:50	08/14/23 18:21	1
Cadmium	<0.000078		0.0025	0.000078	mg/L		08/14/23 05:50	08/14/23 18:21	1
Calcium	14		0.50	0.14	mg/L		08/14/23 05:50	08/14/23 18:21	1
Chromium	0.0087		0.0020	0.0012	mg/L		08/14/23 05:50	08/14/23 18:21	1
Cobalt	<0.00022		0.0025	0.00022	mg/L		08/14/23 05:50	08/14/23 18:21	1
Copper	<0.0011		0.0020	0.0011	mg/L		08/14/23 05:50	08/14/23 18:21	1
Lead	<0.00021		0.0010	0.00021	mg/L		08/14/23 05:50	08/14/23 18:21	1
Magnesium	6.4		0.50	0.023	mg/L		08/14/23 05:50	08/14/23 18:21	1

Eurofins Savannah

Client Sample Results

Client: Southern Company
Project/Site: CCR - Plant Scherer Cell 1

Job ID: 680-238970-1

Client Sample ID: SCH-GWC-11

Lab Sample ID: 680-238970-5

Date Collected: 08/09/23 11:04

Matrix: Water

Date Received: 08/11/23 08:00

Method: SW846 6020B - Metals (ICP/MS) - Total Recoverable (Continued)

Analyte	Result	Qualifier	RL	MDL	Unit	D	Prepared	Analyzed	Dil Fac
Nickel	0.00068	J	0.0010	0.00042	mg/L		08/14/23 05:50	08/14/23 18:21	1
Potassium	0.84	B	0.50	0.044	mg/L		08/14/23 05:50	08/14/23 18:21	1
Selenium	<0.00099		0.0050	0.00099	mg/L		08/14/23 05:50	08/14/23 18:21	1
Silver	<0.00039		0.0010	0.00039	mg/L		08/14/23 05:50	08/14/23 18:21	1
Sodium	5.0		0.50	0.20	mg/L		08/14/23 05:50	08/14/23 18:21	1
Thallium	<0.00026		0.0010	0.00026	mg/L		08/14/23 05:50	08/14/23 18:21	1
Vanadium	0.0099		0.0020	0.00063	mg/L		08/14/23 05:50	08/14/23 18:21	1
Zinc	<0.0028		0.0050	0.0028	mg/L		08/14/23 05:50	08/14/23 18:21	1

Method: SW846 7470A - Mercury (CVAA)

Analyte	Result	Qualifier	RL	MDL	Unit	D	Prepared	Analyzed	Dil Fac
Mercury	<0.000080		0.00020	0.000080	mg/L		08/14/23 12:14	08/15/23 13:08	1

General Chemistry

Analyte	Result	Qualifier	RL	MDL	Unit	D	Prepared	Analyzed	Dil Fac
Total Alkalinity as CaCO3 to pH 4.5 (SM 2320B-2011)	66		5.0	2.2	mg/L			08/19/23 13:12	1
Bicarbonate Alkalinity as CaCO3 (SM 2320B-2011)	66		5.0	5.0	mg/L			08/19/23 13:12	1
Carbonate Alkalinity as CaCO3 (SM 2320B-2011)	<5.0		5.0	5.0	mg/L			08/19/23 13:12	1
Total Dissolved Solids (SM 2540C-2011)	98		10	10	mg/L			08/16/23 15:34	1

Client Sample ID: SCH-GWC-12

Lab Sample ID: 680-238970-6

Date Collected: 08/09/23 09:52

Matrix: Water

Date Received: 08/11/23 08:00

Method: MCAWW 300.0-1993 R2.1 - Anions, Ion Chromatography

Analyte	Result	Qualifier	RL	MDL	Unit	D	Prepared	Analyzed	Dil Fac
Sulfate	<0.40		1.0	0.40	mg/L			08/16/23 18:57	1
Fluoride	<0.040		0.10	0.040	mg/L			08/16/23 18:57	1
Chloride	1.8		1.0	0.20	mg/L			08/16/23 18:57	1

Method: SW846 6020B - Metals (ICP/MS) - Total Recoverable

Analyte	Result	Qualifier	RL	MDL	Unit	D	Prepared	Analyzed	Dil Fac
Antimony	<0.00034		0.0020	0.00034	mg/L		08/14/23 05:50	08/14/23 18:25	1
Arsenic	<0.00086		0.0010	0.00086	mg/L		08/14/23 05:50	08/14/23 18:25	1
Barium	0.020		0.010	0.00089	mg/L		08/14/23 05:50	08/14/23 18:25	1
Beryllium	<0.00020		0.0025	0.00020	mg/L		08/14/23 05:50	08/14/23 18:25	1
Boron	<0.022		0.080	0.022	mg/L		08/14/23 05:50	08/14/23 18:25	1
Cadmium	<0.000078		0.0025	0.000078	mg/L		08/14/23 05:50	08/14/23 18:25	1
Calcium	1.1		0.50	0.14	mg/L		08/14/23 05:50	08/14/23 18:25	1
Chromium	0.0026		0.0020	0.0012	mg/L		08/14/23 05:50	08/14/23 18:25	1
Cobalt	0.00035	J	0.0025	0.00022	mg/L		08/14/23 05:50	08/14/23 18:25	1
Copper	<0.0011		0.0020	0.0011	mg/L		08/14/23 05:50	08/14/23 18:25	1
Lead	<0.00021		0.0010	0.00021	mg/L		08/14/23 05:50	08/14/23 18:25	1
Magnesium	0.95		0.50	0.023	mg/L		08/14/23 05:50	08/14/23 18:25	1
Nickel	0.00094	J	0.0010	0.00042	mg/L		08/14/23 05:50	08/14/23 18:25	1
Potassium	0.42	J B	0.50	0.044	mg/L		08/14/23 05:50	08/14/23 18:25	1
Selenium	<0.00099		0.0050	0.00099	mg/L		08/14/23 05:50	08/14/23 18:25	1
Silver	<0.00039		0.0010	0.00039	mg/L		08/14/23 05:50	08/14/23 18:25	1

Eurofins Savannah

Client Sample Results

Client: Southern Company
Project/Site: CCR - Plant Scherer Cell 1

Job ID: 680-238970-1

Client Sample ID: SCH-GWC-12

Lab Sample ID: 680-238970-6

Date Collected: 08/09/23 09:52

Matrix: Water

Date Received: 08/11/23 08:00

Method: SW846 6020B - Metals (ICP/MS) - Total Recoverable (Continued)

Analyte	Result	Qualifier	RL	MDL	Unit	D	Prepared	Analyzed	Dil Fac
Sodium	2.7		0.50	0.20	mg/L		08/14/23 05:50	08/14/23 18:25	1
Thallium	<0.00026		0.0010	0.00026	mg/L		08/14/23 05:50	08/14/23 18:25	1
Vanadium	<0.00063		0.0020	0.00063	mg/L		08/14/23 05:50	08/14/23 18:25	1
Zinc	<0.0028		0.0050	0.0028	mg/L		08/14/23 05:50	08/14/23 18:25	1

Method: SW846 7470A - Mercury (CVAA)

Analyte	Result	Qualifier	RL	MDL	Unit	D	Prepared	Analyzed	Dil Fac
Mercury	<0.000080		0.00020	0.000080	mg/L		08/14/23 12:14	08/15/23 13:10	1

General Chemistry

Analyte	Result	Qualifier	RL	MDL	Unit	D	Prepared	Analyzed	Dil Fac
Total Alkalinity as CaCO3 to pH 4.5 (SM 2320B-2011)	10		5.0	2.2	mg/L			08/19/23 12:56	1
Bicarbonate Alkalinity as CaCO3 (SM 2320B-2011)	10		5.0	5.0	mg/L			08/19/23 12:56	1
Carbonate Alkalinity as CaCO3 (SM 2320B-2011)	<5.0		5.0	5.0	mg/L			08/19/23 12:56	1
Total Dissolved Solids (SM 2540C-2011)	27		10	10	mg/L			08/16/23 15:34	1

Client Sample ID: SCH-GWC-13

Lab Sample ID: 680-238970-7

Date Collected: 08/09/23 09:00

Matrix: Water

Date Received: 08/11/23 08:00

Method: MCAWW 300.0-1993 R2.1 - Anions, Ion Chromatography

Analyte	Result	Qualifier	RL	MDL	Unit	D	Prepared	Analyzed	Dil Fac
Sulfate	1.3		1.0	0.40	mg/L			08/16/23 19:10	1
Fluoride	0.060	J	0.10	0.040	mg/L			08/16/23 19:10	1
Chloride	1.4		1.0	0.20	mg/L			08/16/23 19:10	1

Method: SW846 6020B - Metals (ICP/MS) - Total Recoverable

Analyte	Result	Qualifier	RL	MDL	Unit	D	Prepared	Analyzed	Dil Fac
Antimony	<0.00034		0.0020	0.00034	mg/L		08/14/23 05:50	08/14/23 18:29	1
Arsenic	<0.00086		0.0010	0.00086	mg/L		08/14/23 05:50	08/14/23 18:29	1
Barium	0.040		0.010	0.00089	mg/L		08/14/23 05:50	08/14/23 18:29	1
Beryllium	<0.00020		0.0025	0.00020	mg/L		08/14/23 05:50	08/14/23 18:29	1
Boron	<0.022		0.080	0.022	mg/L		08/14/23 05:50	08/14/23 18:29	1
Cadmium	<0.000078		0.0025	0.000078	mg/L		08/14/23 05:50	08/14/23 18:29	1
Calcium	7.7		0.50	0.14	mg/L		08/14/23 05:50	08/14/23 18:29	1
Chromium	0.0066		0.0020	0.0012	mg/L		08/14/23 05:50	08/14/23 18:29	1
Cobalt	<0.00022		0.0025	0.00022	mg/L		08/14/23 05:50	08/14/23 18:29	1
Copper	<0.0011		0.0020	0.0011	mg/L		08/14/23 05:50	08/14/23 18:29	1
Lead	<0.00021		0.0010	0.00021	mg/L		08/14/23 05:50	08/14/23 18:29	1
Magnesium	4.6		0.50	0.023	mg/L		08/14/23 05:50	08/14/23 18:29	1
Nickel	0.00043	J	0.0010	0.00042	mg/L		08/14/23 05:50	08/14/23 18:29	1
Potassium	0.65	B	0.50	0.044	mg/L		08/14/23 05:50	08/14/23 18:29	1
Selenium	<0.00099		0.0050	0.00099	mg/L		08/14/23 05:50	08/14/23 18:29	1
Silver	<0.00039		0.0010	0.00039	mg/L		08/14/23 05:50	08/14/23 18:29	1
Sodium	6.4		0.50	0.20	mg/L		08/14/23 05:50	08/14/23 18:29	1
Thallium	<0.00026		0.0010	0.00026	mg/L		08/14/23 05:50	08/14/23 18:29	1
Vanadium	0.0016	J	0.0020	0.00063	mg/L		08/14/23 05:50	08/14/23 18:29	1
Zinc	0.0031	J	0.0050	0.0028	mg/L		08/14/23 05:50	08/14/23 18:29	1

Eurofins Savannah

Client Sample Results

Client: Southern Company
Project/Site: CCR - Plant Scherer Cell 1

Job ID: 680-238970-1

Client Sample ID: SCH-GWC-13

Lab Sample ID: 680-238970-7

Date Collected: 08/09/23 09:00

Matrix: Water

Date Received: 08/11/23 08:00

Method: SW846 7470A - Mercury (CVAA)

Analyte	Result	Qualifier	RL	MDL	Unit	D	Prepared	Analyzed	Dil Fac
Mercury	<0.000080		0.00020	0.000080	mg/L		08/14/23 12:14	08/15/23 13:11	1

General Chemistry

Analyte	Result	Qualifier	RL	MDL	Unit	D	Prepared	Analyzed	Dil Fac
Total Alkalinity as CaCO3 to pH 4.5 (SM 2320B-2011)	48		5.0	2.2	mg/L			08/19/23 13:34	1
Bicarbonate Alkalinity as CaCO3 (SM 2320B-2011)	48		5.0	5.0	mg/L			08/19/23 13:34	1
Carbonate Alkalinity as CaCO3 (SM 2320B-2011)	<5.0		5.0	5.0	mg/L			08/19/23 13:34	1
Total Dissolved Solids (SM 2540C-2011)	74		10	10	mg/L			08/16/23 15:34	1

Client Sample ID: SCH-GWC-14

Lab Sample ID: 680-238970-8

Date Collected: 08/09/23 10:32

Matrix: Water

Date Received: 08/11/23 08:00

Method: MCAWW 300.0-1993 R2.1 - Anions, Ion Chromatography

Analyte	Result	Qualifier	RL	MDL	Unit	D	Prepared	Analyzed	Dil Fac
Sulfate	<0.40		1.0	0.40	mg/L			08/16/23 19:23	1
Fluoride	<0.040		0.10	0.040	mg/L			08/16/23 19:23	1
Chloride	3.5		1.0	0.20	mg/L			08/16/23 19:23	1

Method: SW846 6020B - Metals (ICP/MS) - Total Recoverable

Analyte	Result	Qualifier	RL	MDL	Unit	D	Prepared	Analyzed	Dil Fac
Antimony	<0.00034		0.0020	0.00034	mg/L		08/14/23 05:50	08/14/23 18:33	1
Arsenic	<0.00086		0.0010	0.00086	mg/L		08/14/23 05:50	08/14/23 18:33	1
Barium	0.012		0.010	0.00089	mg/L		08/14/23 05:50	08/14/23 18:33	1
Beryllium	<0.00020		0.0025	0.00020	mg/L		08/14/23 05:50	08/14/23 18:33	1
Boron	<0.022		0.080	0.022	mg/L		08/14/23 05:50	08/14/23 18:33	1
Cadmium	<0.000078		0.0025	0.000078	mg/L		08/14/23 05:50	08/14/23 18:33	1
Calcium	7.2		0.50	0.14	mg/L		08/14/23 05:50	08/14/23 18:33	1
Chromium	0.0018	J	0.0020	0.0012	mg/L		08/14/23 05:50	08/14/23 18:33	1
Cobalt	<0.00022		0.0025	0.00022	mg/L		08/14/23 05:50	08/14/23 18:33	1
Copper	<0.0011		0.0020	0.0011	mg/L		08/14/23 05:50	08/14/23 18:33	1
Lead	<0.00021		0.0010	0.00021	mg/L		08/14/23 05:50	08/14/23 18:33	1
Magnesium	3.4		0.50	0.023	mg/L		08/14/23 05:50	08/14/23 18:33	1
Nickel	<0.00042		0.0010	0.00042	mg/L		08/14/23 05:50	08/14/23 18:33	1
Potassium	0.53	B	0.50	0.044	mg/L		08/14/23 05:50	08/14/23 18:33	1
Selenium	<0.00099		0.0050	0.00099	mg/L		08/14/23 05:50	08/14/23 18:33	1
Silver	<0.00039		0.0010	0.00039	mg/L		08/14/23 05:50	08/14/23 18:33	1
Sodium	3.4		0.50	0.20	mg/L		08/14/23 05:50	08/14/23 18:33	1
Thallium	<0.00026		0.0010	0.00026	mg/L		08/14/23 05:50	08/14/23 18:33	1
Vanadium	0.00079	J	0.0020	0.00063	mg/L		08/14/23 05:50	08/14/23 18:33	1
Zinc	<0.0028		0.0050	0.0028	mg/L		08/14/23 05:50	08/14/23 18:33	1

Method: SW846 7470A - Mercury (CVAA)

Analyte	Result	Qualifier	RL	MDL	Unit	D	Prepared	Analyzed	Dil Fac
Mercury	<0.000080		0.00020	0.000080	mg/L		08/14/23 12:14	08/15/23 13:13	1

Client Sample Results

Client: Southern Company
Project/Site: CCR - Plant Scherer Cell 1

Job ID: 680-238970-1

Client Sample ID: SCH-GWC-14

Lab Sample ID: 680-238970-8

Date Collected: 08/09/23 10:32

Matrix: Water

Date Received: 08/11/23 08:00

General Chemistry

Analyte	Result	Qualifier	RL	MDL	Unit	D	Prepared	Analyzed	Dil Fac
Total Alkalinity as CaCO3 to pH 4.5 (SM 2320B-2011)	34		5.0	2.2	mg/L			08/19/23 13:20	1
Bicarbonate Alkalinity as CaCO3 (SM 2320B-2011)	34		5.0	5.0	mg/L			08/19/23 13:20	1
Carbonate Alkalinity as CaCO3 (SM 2320B-2011)	<5.0		5.0	5.0	mg/L			08/19/23 13:20	1
Total Dissolved Solids (SM 2540C-2011)	64		10	10	mg/L			08/16/23 15:34	1

Client Sample ID: SCH-GWC-18

Lab Sample ID: 680-238970-9

Date Collected: 08/09/23 12:26

Matrix: Water

Date Received: 08/11/23 08:00

Method: MCAWW 300.0-1993 R2.1 - Anions, Ion Chromatography

Analyte	Result	Qualifier	RL	MDL	Unit	D	Prepared	Analyzed	Dil Fac
Sulfate	<0.40		1.0	0.40	mg/L			08/16/23 19:35	1
Fluoride	0.066	J	0.10	0.040	mg/L			08/16/23 19:35	1
Chloride	2.6		1.0	0.20	mg/L			08/16/23 19:35	1

Method: SW846 6020B - Metals (ICP/MS) - Total Recoverable

Analyte	Result	Qualifier	RL	MDL	Unit	D	Prepared	Analyzed	Dil Fac
Antimony	<0.00034		0.0020	0.00034	mg/L		08/14/23 05:50	08/14/23 18:37	1
Arsenic	<0.00086		0.0010	0.00086	mg/L		08/14/23 05:50	08/14/23 18:37	1
Barium	0.037		0.010	0.00089	mg/L		08/14/23 05:50	08/14/23 18:37	1
Beryllium	<0.00020		0.0025	0.00020	mg/L		08/14/23 05:50	08/14/23 18:37	1
Boron	<0.022		0.080	0.022	mg/L		08/14/23 05:50	08/14/23 18:37	1
Cadmium	<0.000078		0.0025	0.000078	mg/L		08/14/23 05:50	08/14/23 18:37	1
Calcium	11		0.50	0.14	mg/L		08/14/23 05:50	08/14/23 18:37	1
Chromium	0.014		0.0020	0.0012	mg/L		08/14/23 05:50	08/14/23 18:37	1
Cobalt	<0.00022		0.0025	0.00022	mg/L		08/14/23 05:50	08/14/23 18:37	1
Copper	<0.0011		0.0020	0.0011	mg/L		08/14/23 05:50	08/14/23 18:37	1
Lead	<0.00021		0.0010	0.00021	mg/L		08/14/23 05:50	08/14/23 18:37	1
Magnesium	5.0		0.50	0.023	mg/L		08/14/23 05:50	08/14/23 18:37	1
Nickel	<0.00042		0.0010	0.00042	mg/L		08/14/23 05:50	08/14/23 18:37	1
Potassium	0.84	B	0.50	0.044	mg/L		08/14/23 05:50	08/14/23 18:37	1
Selenium	<0.00099		0.0050	0.00099	mg/L		08/14/23 05:50	08/14/23 18:37	1
Silver	<0.00039		0.0010	0.00039	mg/L		08/14/23 05:50	08/14/23 18:37	1
Sodium	7.8		0.50	0.20	mg/L		08/14/23 05:50	08/14/23 18:37	1
Thallium	<0.00026		0.0010	0.00026	mg/L		08/14/23 05:50	08/14/23 18:37	1
Vanadium	0.0061		0.0020	0.00063	mg/L		08/14/23 05:50	08/14/23 18:37	1
Zinc	<0.0028		0.0050	0.0028	mg/L		08/14/23 05:50	08/14/23 18:37	1

Method: SW846 7470A - Mercury (CVAA)

Analyte	Result	Qualifier	RL	MDL	Unit	D	Prepared	Analyzed	Dil Fac
Mercury	<0.000080		0.00020	0.000080	mg/L		08/14/23 12:14	08/15/23 13:14	1

General Chemistry

Analyte	Result	Qualifier	RL	MDL	Unit	D	Prepared	Analyzed	Dil Fac
Total Alkalinity as CaCO3 to pH 4.5 (SM 2320B-2011)	59		5.0	2.2	mg/L			08/19/23 13:43	1
Bicarbonate Alkalinity as CaCO3 (SM 2320B-2011)	59		5.0	5.0	mg/L			08/19/23 13:43	1

Eurofins Savannah

Client Sample Results

Client: Southern Company
Project/Site: CCR - Plant Scherer Cell 1

Job ID: 680-238970-1

Client Sample ID: SCH-GWC-18

Lab Sample ID: 680-238970-9

Date Collected: 08/09/23 12:26

Matrix: Water

Date Received: 08/11/23 08:00

General Chemistry (Continued)

Analyte	Result	Qualifier	RL	MDL	Unit	D	Prepared	Analyzed	Dil Fac
Carbonate Alkalinity as CaCO3 (SM 2320B-2011)	<5.0		5.0	5.0	mg/L			08/19/23 13:43	1
Total Dissolved Solids (SM 2540C-2011)	95		10	10	mg/L			08/16/23 15:34	1

Client Sample ID: SCH-CELL1-FB-5

Lab Sample ID: 680-238970-10

Date Collected: 08/09/23 09:45

Matrix: Water

Date Received: 08/11/23 08:00

Method: MCAWW 300.0-1993 R2.1 - Anions, Ion Chromatography

Analyte	Result	Qualifier	RL	MDL	Unit	D	Prepared	Analyzed	Dil Fac
Sulfate	<0.40		1.0	0.40	mg/L			08/16/23 19:48	1
Fluoride	<0.040		0.10	0.040	mg/L			08/16/23 19:48	1
Chloride	<0.20		1.0	0.20	mg/L			08/16/23 19:48	1

Method: SW846 6020B - Metals (ICP/MS) - Total Recoverable

Analyte	Result	Qualifier	RL	MDL	Unit	D	Prepared	Analyzed	Dil Fac
Antimony	<0.00034		0.0020	0.00034	mg/L		08/14/23 05:50	08/14/23 18:41	1
Arsenic	<0.00086		0.0010	0.00086	mg/L		08/14/23 05:50	08/14/23 18:41	1
Barium	<0.00089		0.010	0.00089	mg/L		08/14/23 05:50	08/14/23 18:41	1
Beryllium	<0.00020		0.0025	0.00020	mg/L		08/14/23 05:50	08/14/23 18:41	1
Boron	<0.022		0.080	0.022	mg/L		08/14/23 05:50	08/14/23 18:41	1
Cadmium	<0.000078		0.0025	0.000078	mg/L		08/14/23 05:50	08/14/23 18:41	1
Calcium	<0.14		0.50	0.14	mg/L		08/14/23 05:50	08/14/23 18:41	1
Chromium	<0.0012		0.0020	0.0012	mg/L		08/14/23 05:50	08/14/23 18:41	1
Cobalt	<0.00022		0.0025	0.00022	mg/L		08/14/23 05:50	08/14/23 18:41	1
Copper	<0.0011		0.0020	0.0011	mg/L		08/14/23 05:50	08/14/23 18:41	1
Lead	<0.00021		0.0010	0.00021	mg/L		08/14/23 05:50	08/14/23 18:41	1
Magnesium	<0.023		0.50	0.023	mg/L		08/14/23 05:50	08/14/23 18:41	1
Nickel	<0.00042		0.0010	0.00042	mg/L		08/14/23 05:50	08/14/23 18:41	1
Potassium	0.093	J B	0.50	0.044	mg/L		08/14/23 05:50	08/14/23 18:41	1
Selenium	<0.00099		0.0050	0.00099	mg/L		08/14/23 05:50	08/14/23 18:41	1
Silver	<0.00039		0.0010	0.00039	mg/L		08/14/23 05:50	08/14/23 18:41	1
Sodium	<0.20		0.50	0.20	mg/L		08/14/23 05:50	08/14/23 18:41	1
Thallium	<0.00026		0.0010	0.00026	mg/L		08/14/23 05:50	08/14/23 18:41	1
Vanadium	<0.00063		0.0020	0.00063	mg/L		08/14/23 05:50	08/14/23 18:41	1
Zinc	<0.0028		0.0050	0.0028	mg/L		08/14/23 05:50	08/14/23 18:41	1

Method: SW846 7470A - Mercury (CVAA)

Analyte	Result	Qualifier	RL	MDL	Unit	D	Prepared	Analyzed	Dil Fac
Mercury	<0.000080		0.00020	0.000080	mg/L		08/14/23 12:14	08/15/23 13:16	1

General Chemistry

Analyte	Result	Qualifier	RL	MDL	Unit	D	Prepared	Analyzed	Dil Fac
Total Alkalinity as CaCO3 to pH 4.5 (SM 2320B-2011)	<2.2		5.0	2.2	mg/L			08/19/23 13:48	1
Bicarbonate Alkalinity as CaCO3 (SM 2320B-2011)	<5.0		5.0	5.0	mg/L			08/19/23 13:48	1
Carbonate Alkalinity as CaCO3 (SM 2320B-2011)	<5.0		5.0	5.0	mg/L			08/19/23 13:48	1
Total Dissolved Solids (SM 2540C-2011)	<10		10	10	mg/L			08/16/23 15:34	1

Eurofins Savannah

Client Sample Results

Client: Southern Company
 Project/Site: CCR - Plant Scherer Cell 1

Job ID: 680-238970-1

Client Sample ID: SCH-CELL1-EB-5

Lab Sample ID: 680-238970-11

Date Collected: 08/09/23 07:45

Matrix: Water

Date Received: 08/11/23 08:00

Method: MCAWW 300.0-1993 R2.1 - Anions, Ion Chromatography

Analyte	Result	Qualifier	RL	MDL	Unit	D	Prepared	Analyzed	Dil Fac
Sulfate	<0.40		1.0	0.40	mg/L			08/16/23 20:26	1
Fluoride	<0.040		0.10	0.040	mg/L			08/16/23 20:26	1
Chloride	<0.20		1.0	0.20	mg/L			08/16/23 20:26	1

Method: SW846 6020B - Metals (ICP/MS) - Total Recoverable

Analyte	Result	Qualifier	RL	MDL	Unit	D	Prepared	Analyzed	Dil Fac
Antimony	<0.00034		0.0020	0.00034	mg/L		08/14/23 05:14	08/14/23 20:19	1
Arsenic	<0.00086		0.0010	0.00086	mg/L		08/14/23 05:14	08/14/23 20:19	1
Barium	0.019		0.010	0.00089	mg/L		08/14/23 05:14	08/14/23 20:19	1
Beryllium	<0.00020		0.0025	0.00020	mg/L		08/14/23 05:14	08/14/23 20:19	1
Boron	<0.022		0.080	0.022	mg/L		08/14/23 05:14	08/15/23 17:04	1
Cadmium	<0.000078		0.0025	0.000078	mg/L		08/14/23 05:14	08/14/23 20:19	1
Calcium	<0.14		0.50	0.14	mg/L		08/14/23 05:14	08/14/23 20:19	1
Chromium	<0.0012		0.0020	0.0012	mg/L		08/14/23 05:14	08/14/23 20:19	1
Cobalt	<0.00022		0.0025	0.00022	mg/L		08/14/23 05:14	08/14/23 20:19	1
Copper	<0.0011		0.0020	0.0011	mg/L		08/14/23 05:14	08/14/23 20:19	1
Lead	<0.00021		0.0010	0.00021	mg/L		08/14/23 05:14	08/14/23 20:19	1
Magnesium	0.062 J		0.50	0.023	mg/L		08/14/23 05:14	08/14/23 20:19	1
Nickel	<0.00042		0.0010	0.00042	mg/L		08/14/23 05:14	08/14/23 20:19	1
Potassium	<0.044		0.50	0.044	mg/L		08/14/23 05:14	08/14/23 20:19	1
Selenium	<0.00099		0.0050	0.00099	mg/L		08/14/23 05:14	08/14/23 20:19	1
Silver	<0.00039		0.0010	0.00039	mg/L		08/14/23 05:14	08/14/23 20:19	1
Sodium	<0.20		0.50	0.20	mg/L		08/14/23 05:14	08/14/23 20:19	1
Thallium	<0.00026		0.0010	0.00026	mg/L		08/14/23 05:14	08/14/23 20:19	1
Vanadium	<0.00063		0.0020	0.00063	mg/L		08/14/23 05:14	08/14/23 20:19	1
Zinc	<0.0028		0.0050	0.0028	mg/L		08/14/23 05:14	08/14/23 20:19	1

Method: SW846 7470A - Mercury (CVAA)

Analyte	Result	Qualifier	RL	MDL	Unit	D	Prepared	Analyzed	Dil Fac
Mercury	<0.000080		0.00020	0.000080	mg/L		08/14/23 12:14	08/15/23 13:21	1

General Chemistry

Analyte	Result	Qualifier	RL	MDL	Unit	D	Prepared	Analyzed	Dil Fac
Total Alkalinity as CaCO3 to pH 4.5 (SM 2320B-2011)	<2.2		5.0	2.2	mg/L			08/19/23 13:26	1
Bicarbonate Alkalinity as CaCO3 (SM 2320B-2011)	<5.0		5.0	5.0	mg/L			08/19/23 13:26	1
Carbonate Alkalinity as CaCO3 (SM 2320B-2011)	<5.0		5.0	5.0	mg/L			08/19/23 13:26	1
Total Dissolved Solids (SM 2540C-2011)	<10		10	10	mg/L			08/16/23 15:34	1

QC Sample Results

Client: Southern Company
Project/Site: CCR - Plant Scherer Cell 1

Job ID: 680-238970-1

Method: 300.0-1993 R2.1 - Anions, Ion Chromatography

Lab Sample ID: MB 680-793669/33
Matrix: Water
Analysis Batch: 793669

Client Sample ID: Method Blank
Prep Type: Total/NA

Analyte	MB	MB	RL	MDL	Unit	D	Prepared	Analyzed	Dil Fac
	Result	Qualifier							
Sulfate	<0.40		1.0	0.40	mg/L			08/16/23 16:51	1
Fluoride	<0.040		0.10	0.040	mg/L			08/16/23 16:51	1
Chloride	<0.20		1.0	0.20	mg/L			08/16/23 16:51	1

Lab Sample ID: LCS 680-793669/34
Matrix: Water
Analysis Batch: 793669

Client Sample ID: Lab Control Sample
Prep Type: Total/NA

Analyte	Spike Added	LCS	LCS	Unit	D	%Rec	%Rec	Limits
		Result	Qualifier					
Sulfate	10.0	9.86		mg/L		99	90 - 110	
Fluoride	2.00	2.08		mg/L		104	90 - 110	
Chloride	10.0	9.88		mg/L		99	90 - 110	

Lab Sample ID: LCSD 680-793669/35
Matrix: Water
Analysis Batch: 793669

Client Sample ID: Lab Control Sample Dup
Prep Type: Total/NA

Analyte	Spike Added	LCSD	LCSD	Unit	D	%Rec	%Rec	Limits	RPD	Limit
		Result	Qualifier							
Sulfate	10.0	9.95		mg/L		99	90 - 110	1	15	
Fluoride	2.00	2.09		mg/L		104	90 - 110	0	15	
Chloride	10.0	9.89		mg/L		99	90 - 110	0	15	

Lab Sample ID: 680-238970-1 MS
Matrix: Water
Analysis Batch: 793669

Client Sample ID: SCH-GWC-1
Prep Type: Total/NA

Analyte	Sample	Sample	Spike Added	MS	MS	Unit	D	%Rec	%Rec	Limits
	Result	Qualifier		Result	Qualifier					
Sulfate	0.46	J	10.0	9.52		mg/L		91	80 - 120	
Fluoride	0.11		2.00	2.14		mg/L		101	80 - 120	
Chloride	3.5		10.0	13.5		mg/L		99	80 - 120	

Lab Sample ID: 680-238970-1 MSD
Matrix: Water
Analysis Batch: 793669

Client Sample ID: SCH-GWC-1
Prep Type: Total/NA

Analyte	Sample	Sample	Spike Added	MSD	MSD	Unit	D	%Rec	%Rec	Limits	RPD	Limit
	Result	Qualifier		Result	Qualifier							
Sulfate	0.46	J	10.0	9.54		mg/L		91	80 - 120	0	15	
Fluoride	0.11		2.00	2.15		mg/L		102	80 - 120	1	15	
Chloride	3.5		10.0	13.5		mg/L		99	80 - 120	0	15	

Lab Sample ID: 680-238970-11 MS
Matrix: Water
Analysis Batch: 793669

Client Sample ID: SCH-CELL1-EB-5
Prep Type: Total/NA

Analyte	Sample	Sample	Spike Added	MS	MS	Unit	D	%Rec	%Rec	Limits
	Result	Qualifier		Result	Qualifier					
Sulfate	<0.40		10.0	9.63		mg/L		96	80 - 120	
Fluoride	<0.040		2.00	2.02		mg/L		101	80 - 120	
Chloride	<0.20		10.0	9.58		mg/L		96	80 - 120	

QC Sample Results

Client: Southern Company
Project/Site: CCR - Plant Scherer Cell 1

Job ID: 680-238970-1

Method: 300.0-1993 R2.1 - Anions, Ion Chromatography (Continued)

Lab Sample ID: 680-238970-11 MSD
Matrix: Water
Analysis Batch: 793669

Client Sample ID: SCH-CELL1-EB-5
Prep Type: Total/NA

Analyte	Sample	Sample	Spike	MSD	MSD	Unit	D	%Rec	%Rec	RPD	Limit
	Result	Qualifier	Added	Result	Qualifier				Limits		
Sulfate	<0.40		10.0	9.13		mg/L		91	80 - 120	5	15
Fluoride	<0.040		2.00	1.92		mg/L		96	80 - 120	5	15
Chloride	<0.20		10.0	9.06		mg/L		91	80 - 120	6	15

Method: 6020B - Metals (ICP/MS)

Lab Sample ID: MB 680-793217/1-A
Matrix: Water
Analysis Batch: 793491

Client Sample ID: Method Blank
Prep Type: Total Recoverable
Prep Batch: 793217

Analyte	MB	MB	RL	MDL	Unit	D	Prepared	Analyzed	Dil Fac
	Result	Qualifier							
Antimony	<0.00034		0.0020	0.00034	mg/L		08/14/23 05:14	08/15/23 09:56	1
Arsenic	<0.00086		0.0010	0.00086	mg/L		08/14/23 05:14	08/15/23 09:56	1
Barium	<0.00089		0.010	0.00089	mg/L		08/14/23 05:14	08/15/23 09:56	1
Beryllium	<0.00020		0.0025	0.00020	mg/L		08/14/23 05:14	08/15/23 09:56	1
Boron	<0.022		0.080	0.022	mg/L		08/14/23 05:14	08/15/23 09:56	1
Cadmium	<0.000078		0.0025	0.000078	mg/L		08/14/23 05:14	08/15/23 09:56	1
Calcium	<0.14		0.50	0.14	mg/L		08/14/23 05:14	08/15/23 09:56	1
Chromium	<0.0012		0.0020	0.0012	mg/L		08/14/23 05:14	08/15/23 09:56	1
Cobalt	<0.00022		0.0025	0.00022	mg/L		08/14/23 05:14	08/15/23 09:56	1
Copper	<0.0011		0.0020	0.0011	mg/L		08/14/23 05:14	08/15/23 09:56	1
Lead	<0.00021		0.0010	0.00021	mg/L		08/14/23 05:14	08/15/23 09:56	1
Magnesium	<0.023		0.50	0.023	mg/L		08/14/23 05:14	08/15/23 09:56	1
Nickel	<0.00042		0.0010	0.00042	mg/L		08/14/23 05:14	08/15/23 09:56	1
Potassium	<0.044		0.50	0.044	mg/L		08/14/23 05:14	08/15/23 09:56	1
Selenium	<0.00099		0.0050	0.00099	mg/L		08/14/23 05:14	08/15/23 09:56	1
Silver	<0.00039		0.0010	0.00039	mg/L		08/14/23 05:14	08/15/23 09:56	1
Sodium	<0.20		0.50	0.20	mg/L		08/14/23 05:14	08/15/23 09:56	1
Thallium	<0.00026		0.0010	0.00026	mg/L		08/14/23 05:14	08/15/23 09:56	1
Vanadium	<0.00063		0.0020	0.00063	mg/L		08/14/23 05:14	08/15/23 09:56	1
Zinc	<0.0028		0.0050	0.0028	mg/L		08/14/23 05:14	08/15/23 09:56	1

Lab Sample ID: LCS 680-793217/2-A
Matrix: Water
Analysis Batch: 793491

Client Sample ID: Lab Control Sample
Prep Type: Total Recoverable
Prep Batch: 793217

Analyte	Spike Added	LCS	LCS	Unit	D	%Rec	%Rec
		Result	Qualifier				Limits
Antimony	0.0500	0.0509		mg/L		102	80 - 120
Arsenic	0.100	0.103		mg/L		103	80 - 120
Barium	0.100	0.102		mg/L		102	80 - 120
Beryllium	0.0500	0.0500		mg/L		100	80 - 120
Boron	0.200	0.199		mg/L		100	80 - 120
Cadmium	0.0500	0.0479		mg/L		96	80 - 120
Calcium	5.00	4.98		mg/L		100	80 - 120
Chromium	0.100	0.107		mg/L		107	80 - 120
Cobalt	0.0500	0.0494		mg/L		99	80 - 120
Copper	0.100	0.106		mg/L		106	80 - 120
Lead	0.500	0.503		mg/L		101	80 - 120
Magnesium	5.00	4.66		mg/L		93	80 - 120

Eurofins Savannah

QC Sample Results

Client: Southern Company
Project/Site: CCR - Plant Scherer Cell 1

Job ID: 680-238970-1

Method: 6020B - Metals (ICP/MS) (Continued)

Lab Sample ID: LCS 680-793217/2-A
Matrix: Water
Analysis Batch: 793491

Client Sample ID: Lab Control Sample
Prep Type: Total Recoverable
Prep Batch: 793217

Analyte	Spike Added	LCS Result	LCS Qualifier	Unit	D	%Rec	%Rec	
							Limits	
Nickel	0.100	0.0963		mg/L		96	80 - 120	
Potassium	7.00	7.11		mg/L		102	80 - 120	
Selenium	0.100	0.103		mg/L		103	80 - 120	
Silver	0.0500	0.0483		mg/L		97	80 - 120	
Sodium	5.00	5.08		mg/L		102	80 - 120	
Thallium	0.0500	0.0478		mg/L		96	80 - 120	
Vanadium	0.100	0.104		mg/L		104	80 - 120	
Zinc	0.100	0.101		mg/L		101	80 - 120	

Lab Sample ID: 680-238982-E-6-E MS
Matrix: Water
Analysis Batch: 793491

Client Sample ID: Matrix Spike
Prep Type: Total Recoverable
Prep Batch: 793217

Analyte	Sample Result	Sample Qualifier	Spike Added	MS Result	MS Qualifier	Unit	D	%Rec	%Rec	
									Limits	
Antimony	<0.00034	F1	0.0500	0.0646	F1	mg/L		129	75 - 125	
Arsenic	0.0011		0.100	0.114		mg/L		113	75 - 125	
Barium	0.85		0.100	0.854	4	mg/L		8	75 - 125	
Beryllium	<0.00020		0.0500	0.0490		mg/L		98	75 - 125	
Boron	1.6		0.200	1.72	4	mg/L		67	75 - 125	
Cadmium	0.00048	J	0.0500	0.0437		mg/L		86	75 - 125	
Calcium	460	E	5.00	437	4	mg/L		-444	75 - 125	
Chromium	<0.0012		0.100	0.119		mg/L		119	75 - 125	
Cobalt	0.0011	J	0.0500	0.0469		mg/L		92	75 - 125	
Copper	<0.0011		0.100	0.103		mg/L		103	75 - 125	
Lead	0.00043	J	0.500	0.533		mg/L		107	75 - 125	
Magnesium	250		5.00	258	4	mg/L		68	75 - 125	
Nickel	0.0011		0.100	0.0943		mg/L		93	75 - 125	
Potassium	78		7.00	85.6	4	mg/L		106	75 - 125	
Selenium	<0.00099		0.100	0.101		mg/L		101	75 - 125	
Silver	<0.00039		0.0500	0.0487		mg/L		97	75 - 125	
Sodium	5100	E	5.00	4960	E 4	mg/L		-1818	75 - 125	
Thallium	<0.00026		0.0500	0.0533		mg/L		107	75 - 125	
Vanadium	<0.00063		0.100	0.120		mg/L		120	75 - 125	
Zinc	0.0097		0.100	0.120		mg/L		111	75 - 125	

Lab Sample ID: 680-238982-E-6-F MSD
Matrix: Water
Analysis Batch: 793491

Client Sample ID: Matrix Spike Duplicate
Prep Type: Total Recoverable
Prep Batch: 793217

Analyte	Sample Result	Sample Qualifier	Spike Added	MSD Result	MSD Qualifier	Unit	D	%Rec	%Rec		RPD	
									Limits		RPD	Limit
Antimony	<0.00034	F1	0.0500	0.0638	F1	mg/L		128	75 - 125	1	20	
Arsenic	0.0011		0.100	0.115		mg/L		114	75 - 125	1	20	
Barium	0.85		0.100	0.884	4	mg/L		39	75 - 125	4	20	
Beryllium	<0.00020		0.0500	0.0501		mg/L		100	75 - 125	2	20	
Boron	1.6		0.200	1.77	4	mg/L		92	75 - 125	3	20	
Cadmium	0.00048	J	0.0500	0.0443		mg/L		88	75 - 125	1	20	
Calcium	460	E	5.00	448	4	mg/L		-225	75 - 125	2	20	
Chromium	<0.0012		0.100	0.120		mg/L		120	75 - 125	0	20	
Cobalt	0.0011	J	0.0500	0.0482		mg/L		94	75 - 125	3	20	

Eurofins Savannah

QC Sample Results

Client: Southern Company
Project/Site: CCR - Plant Scherer Cell 1

Job ID: 680-238970-1

Method: 6020B - Metals (ICP/MS) (Continued)

Lab Sample ID: 680-238982-E-6-F MSD
Matrix: Water
Analysis Batch: 793491

Client Sample ID: Matrix Spike Duplicate
Prep Type: Total Recoverable
Prep Batch: 793217

Analyte	Sample	Sample	Spike	MSD	MSD	Unit	D	%Rec	%Rec	RPD	RPD
	Result	Qualifier	Added	Result	Qualifier				Limits		
Copper	<0.0011		0.100	0.103		mg/L		103	75 - 125	0	20
Lead	0.00043	J	0.500	0.531		mg/L		106	75 - 125	0	20
Magnesium	250		5.00	269	4	mg/L		291	75 - 125	4	20
Nickel	0.0011		0.100	0.0942		mg/L		93	75 - 125	0	20
Potassium	78		7.00	89.7	4	mg/L		165	75 - 125	5	20
Selenium	<0.00099		0.100	0.100		mg/L		100	75 - 125	1	20
Silver	<0.00039		0.0500	0.0485		mg/L		97	75 - 125	0	20
Sodium	5100	E	5.00	5110	E 4	mg/L		1269	75 - 125	3	20
Thallium	<0.00026		0.0500	0.0535		mg/L		107	75 - 125	0	20
Vanadium	<0.00063		0.100	0.120		mg/L		120	75 - 125	0	20
Zinc	0.0097		0.100	0.124		mg/L		114	75 - 125	3	20

Lab Sample ID: MB 680-793218/1-A
Matrix: Water
Analysis Batch: 793414

Client Sample ID: Method Blank
Prep Type: Total Recoverable
Prep Batch: 793218

Analyte	MB	MB	RL	MDL	Unit	D	Prepared	Analyzed	Dil Fac
	Result	Qualifier							
Antimony	<0.00034		0.0020	0.00034	mg/L		08/14/23 05:50	08/14/23 17:16	1
Arsenic	<0.00086		0.0010	0.00086	mg/L		08/14/23 05:50	08/14/23 17:16	1
Barium	<0.00089		0.010	0.00089	mg/L		08/14/23 05:50	08/14/23 17:16	1
Beryllium	<0.00020		0.0025	0.00020	mg/L		08/14/23 05:50	08/14/23 17:16	1
Boron	<0.022		0.080	0.022	mg/L		08/14/23 05:50	08/14/23 17:16	1
Cadmium	<0.000078		0.0025	0.000078	mg/L		08/14/23 05:50	08/14/23 17:16	1
Calcium	<0.14		0.50	0.14	mg/L		08/14/23 05:50	08/14/23 17:16	1
Chromium	<0.0012		0.0020	0.0012	mg/L		08/14/23 05:50	08/14/23 17:16	1
Cobalt	<0.00022		0.0025	0.00022	mg/L		08/14/23 05:50	08/14/23 17:16	1
Copper	<0.0011		0.0020	0.0011	mg/L		08/14/23 05:50	08/14/23 17:16	1
Lead	<0.00021		0.0010	0.00021	mg/L		08/14/23 05:50	08/14/23 17:16	1
Magnesium	<0.023		0.50	0.023	mg/L		08/14/23 05:50	08/14/23 17:16	1
Nickel	<0.00042		0.0010	0.00042	mg/L		08/14/23 05:50	08/14/23 17:16	1
Potassium	0.0720	J	0.50	0.044	mg/L		08/14/23 05:50	08/14/23 17:16	1
Selenium	<0.00099		0.0050	0.00099	mg/L		08/14/23 05:50	08/14/23 17:16	1
Silver	<0.00039		0.0010	0.00039	mg/L		08/14/23 05:50	08/14/23 17:16	1
Sodium	<0.20		0.50	0.20	mg/L		08/14/23 05:50	08/14/23 17:16	1
Thallium	<0.00026		0.0010	0.00026	mg/L		08/14/23 05:50	08/14/23 17:16	1
Vanadium	<0.00063		0.0020	0.00063	mg/L		08/14/23 05:50	08/14/23 17:16	1
Zinc	<0.0028		0.0050	0.0028	mg/L		08/14/23 05:50	08/14/23 17:16	1

Lab Sample ID: LCS 680-793218/2-A
Matrix: Water
Analysis Batch: 793414

Client Sample ID: Lab Control Sample
Prep Type: Total Recoverable
Prep Batch: 793218

Analyte	Spike Added	LCS Result	LCS Qualifier	Unit	D	%Rec	%Rec
							Limits
Antimony	0.0500	0.0489		mg/L		98	80 - 120
Arsenic	0.100	0.0989		mg/L		99	80 - 120
Barium	0.100	0.101		mg/L		101	80 - 120
Beryllium	0.0500	0.0504		mg/L		101	80 - 120
Boron	0.200	0.205		mg/L		102	80 - 120
Cadmium	0.0500	0.0491		mg/L		98	80 - 120

Eurofins Savannah

QC Sample Results

Client: Southern Company
Project/Site: CCR - Plant Scherer Cell 1

Job ID: 680-238970-1

Method: 6020B - Metals (ICP/MS) (Continued)

Lab Sample ID: LCS 680-793218/2-A
Matrix: Water
Analysis Batch: 793414

Client Sample ID: Lab Control Sample
Prep Type: Total Recoverable
Prep Batch: 793218

Analyte	Spike Added	LCS Result	LCS Qualifier	Unit	D	%Rec	%Rec	
							Limits	
Calcium	5.00	4.98		mg/L		100	80 - 120	
Chromium	0.100	0.104		mg/L		104	80 - 120	
Cobalt	0.0500	0.0504		mg/L		101	80 - 120	
Copper	0.100	0.107		mg/L		107	80 - 120	
Lead	0.500	0.495		mg/L		99	80 - 120	
Magnesium	5.00	4.76		mg/L		95	80 - 120	
Nickel	0.100	0.0984		mg/L		98	80 - 120	
Potassium	7.00	7.09		mg/L		101	80 - 120	
Selenium	0.100	0.104		mg/L		104	80 - 120	
Silver	0.0500	0.0486		mg/L		97	80 - 120	
Sodium	5.00	4.96		mg/L		99	80 - 120	
Thallium	0.0500	0.0473		mg/L		95	80 - 120	
Vanadium	0.100	0.103		mg/L		103	80 - 120	
Zinc	0.100	0.100		mg/L		100	80 - 120	

Lab Sample ID: 680-238985-A-10-B MS
Matrix: Water
Analysis Batch: 793414

Client Sample ID: Matrix Spike
Prep Type: Total Recoverable
Prep Batch: 793218

Analyte	Sample Result	Sample Qualifier	Spike Added	MS Result	MS Qualifier	Unit	D	%Rec	%Rec	
									Limits	
Antimony	<0.00034		0.0500	0.0491		mg/L		98	75 - 125	
Arsenic	<0.00086		0.100	0.0998		mg/L		100	75 - 125	
Barium	0.085		0.100	0.182		mg/L		97	75 - 125	
Beryllium	<0.00020		0.0500	0.0507		mg/L		101	75 - 125	
Boron	0.044	J	0.200	0.232		mg/L		94	75 - 125	
Cadmium	<0.000078		0.0500	0.0466		mg/L		93	75 - 125	
Calcium	5.0		5.00	9.61		mg/L		92	75 - 125	
Chromium	0.0015	J	0.100	0.106		mg/L		105	75 - 125	
Cobalt	<0.00022		0.0500	0.0503		mg/L		101	75 - 125	
Copper	<0.0011		0.100	0.107		mg/L		107	75 - 125	
Lead	<0.00021		0.500	0.493		mg/L		99	75 - 125	
Magnesium	3.2		5.00	7.82		mg/L		92	75 - 125	
Nickel	0.00093	J	0.100	0.0997		mg/L		99	75 - 125	
Potassium	3.2	B	7.00	10.0		mg/L		97	75 - 125	
Selenium	<0.00099		0.100	0.101		mg/L		101	75 - 125	
Silver	<0.00039		0.0500	0.0484		mg/L		97	75 - 125	
Sodium	4.7		5.00	9.32		mg/L		93	75 - 125	
Thallium	<0.00026		0.0500	0.0476		mg/L		95	75 - 125	
Vanadium	<0.00063		0.100	0.103		mg/L		103	75 - 125	
Zinc	0.0030	J	0.100	0.101		mg/L		98	75 - 125	

Lab Sample ID: 680-238985-A-10-C MSD
Matrix: Water
Analysis Batch: 793414

Client Sample ID: Matrix Spike Duplicate
Prep Type: Total Recoverable
Prep Batch: 793218

Analyte	Sample Result	Sample Qualifier	Spike Added	MSD Result	MSD Qualifier	Unit	D	%Rec	%Rec		RPD	
									Limits		RPD	Limit
Antimony	<0.00034		0.0500	0.0501		mg/L		100	75 - 125	2	20	
Arsenic	<0.00086		0.100	0.103		mg/L		103	75 - 125	3	20	
Barium	0.085		0.100	0.189		mg/L		104	75 - 125	4	20	

Eurofins Savannah

QC Sample Results

Client: Southern Company
Project/Site: CCR - Plant Scherer Cell 1

Job ID: 680-238970-1

Method: 6020B - Metals (ICP/MS) (Continued)

Lab Sample ID: 680-238985-A-10-C MSD

Matrix: Water

Analysis Batch: 793414

Client Sample ID: Matrix Spike Duplicate

Prep Type: Total Recoverable

Prep Batch: 793218

Analyte	Sample	Sample	Spike	MSD	MSD	Unit	D	%Rec	%Rec	RPD	Limit
	Result	Qualifier	Added	Result	Qualifier				Limits		
Beryllium	<0.00020		0.0500	0.0495		mg/L		99	75 - 125	2	20
Boron	0.044	J	0.200	0.232		mg/L		94	75 - 125	0	20
Cadmium	<0.000078		0.0500	0.0500		mg/L		100	75 - 125	7	20
Calcium	5.0		5.00	9.93		mg/L		98	75 - 125	3	20
Chromium	0.0015	J	0.100	0.109		mg/L		107	75 - 125	2	20
Cobalt	<0.00022		0.0500	0.0508		mg/L		102	75 - 125	1	20
Copper	<0.0011		0.100	0.109		mg/L		109	75 - 125	2	20
Lead	<0.00021		0.500	0.507		mg/L		101	75 - 125	3	20
Magnesium	3.2		5.00	7.97		mg/L		95	75 - 125	2	20
Nickel	0.00093	J	0.100	0.101		mg/L		100	75 - 125	1	20
Potassium	3.2	B	7.00	10.3		mg/L		102	75 - 125	3	20
Selenium	<0.00099		0.100	0.108		mg/L		108	75 - 125	7	20
Silver	<0.00039		0.0500	0.0498		mg/L		100	75 - 125	3	20
Sodium	4.7		5.00	9.47		mg/L		96	75 - 125	2	20
Thallium	<0.00026		0.0500	0.0493		mg/L		99	75 - 125	4	20
Vanadium	<0.00063		0.100	0.103		mg/L		103	75 - 125	0	20
Zinc	0.0030	J	0.100	0.104		mg/L		101	75 - 125	3	20

Method: 7470A - Mercury (CVAA)

Lab Sample ID: MB 680-793322/1-A

Matrix: Water

Analysis Batch: 793541

Client Sample ID: Method Blank

Prep Type: Total/NA

Prep Batch: 793322

Analyte	MB	MB	RL	MDL	Unit	D	Prepared	Analyzed	Dil Fac
	Result	Qualifier							
Mercury	<0.000080		0.00020	0.000080	mg/L		08/14/23 11:38	08/15/23 11:58	1

Lab Sample ID: LCS 680-793322/2-A

Matrix: Water

Analysis Batch: 793541

Client Sample ID: Lab Control Sample

Prep Type: Total/NA

Prep Batch: 793322

Analyte	Spike Added	LCS Result	LCS Qualifier	Unit	D	%Rec	%Rec
							Limits
Mercury	0.00250	0.00243		mg/L		97	80 - 120

Lab Sample ID: 680-238970-2 MS

Matrix: Water

Analysis Batch: 793541

Client Sample ID: SCH-GWC-2

Prep Type: Total/NA

Prep Batch: 793322

Analyte	Sample	Sample	Spike	MS	MS	Unit	D	%Rec	%Rec
	Result	Qualifier	Added	Result	Qualifier				Limits
Mercury	<0.000080		0.00100	0.000828		mg/L		83	80 - 120

Lab Sample ID: 680-238970-2 MSD

Matrix: Water

Analysis Batch: 793541

Client Sample ID: SCH-GWC-2

Prep Type: Total/NA

Prep Batch: 793322

Analyte	Sample	Sample	Spike	MSD	MSD	Unit	D	%Rec	%Rec	RPD	Limit
	Result	Qualifier	Added	Result	Qualifier				Limits		
Mercury	<0.000080		0.00100	0.000819		mg/L		82	80 - 120	1	20

Eurofins Savannah

QC Sample Results

Client: Southern Company
Project/Site: CCR - Plant Scherer Cell 1

Job ID: 680-238970-1

Method: 7470A - Mercury (CVAA) (Continued)

Lab Sample ID: MB 680-793329/1-A
Matrix: Water
Analysis Batch: 793541

Client Sample ID: Method Blank
Prep Type: Total/NA
Prep Batch: 793329

Analyte	MB Result	MB Qualifier	RL	MDL	Unit	D	Prepared	Analyzed	Dil Fac
Mercury	<0.000080		0.00020	0.000080	mg/L		08/14/23 12:14	08/15/23 13:02	1

Lab Sample ID: LCS 680-793329/2-A
Matrix: Water
Analysis Batch: 793541

Client Sample ID: Lab Control Sample
Prep Type: Total/NA
Prep Batch: 793329

Analyte	Spike Added	LCS Result	LCS Qualifier	Unit	D	%Rec	%Rec Limits
Mercury	0.00250	0.00243		mg/L		97	80 - 120

Lab Sample ID: 680-239029-B-11-H MS
Matrix: Water
Analysis Batch: 793541

Client Sample ID: Matrix Spike
Prep Type: Total/NA
Prep Batch: 793329

Analyte	Sample Result	Sample Qualifier	Spike Added	MS Result	MS Qualifier	Unit	D	%Rec	%Rec Limits
Mercury	<0.000080	F1	0.00100	0.00168	F1	mg/L		168	80 - 120

Lab Sample ID: 680-239029-B-11-I MSD
Matrix: Water
Analysis Batch: 793541

Client Sample ID: Matrix Spike Duplicate
Prep Type: Total/NA
Prep Batch: 793329

Analyte	Sample Result	Sample Qualifier	Spike Added	MSD Result	MSD Qualifier	Unit	D	%Rec	%Rec Limits	RPD	RPD Limit
Mercury	<0.000080	F1	0.00100	0.00163	F1	mg/L		163	80 - 120	3	20

Method: 2320B-2011 - Alkalinity, Total

Lab Sample ID: MB 680-793696/4
Matrix: Water
Analysis Batch: 793696

Client Sample ID: Method Blank
Prep Type: Total/NA

Analyte	MB Result	MB Qualifier	RL	MDL	Unit	D	Prepared	Analyzed	Dil Fac
Total Alkalinity as CaCO3 to pH 4.5	<2.2		5.0	2.2	mg/L			08/15/23 18:29	1
Bicarbonate Alkalinity as CaCO3	<5.0		5.0	5.0	mg/L			08/15/23 18:29	1
Carbonate Alkalinity as CaCO3	<5.0		5.0	5.0	mg/L			08/15/23 18:29	1

Lab Sample ID: LCS 680-793696/6
Matrix: Water
Analysis Batch: 793696

Client Sample ID: Lab Control Sample
Prep Type: Total/NA

Analyte	Spike Added	LCS Result	LCS Qualifier	Unit	D	%Rec	%Rec Limits
Total Alkalinity as CaCO3 to pH 4.5	250	245		mg/L		98	90 - 112

Lab Sample ID: LCSD 680-793696/31
Matrix: Water
Analysis Batch: 793696

Client Sample ID: Lab Control Sample Dup
Prep Type: Total/NA

Analyte	Spike Added	LCSD Result	LCSD Qualifier	Unit	D	%Rec	%Rec Limits	RPD	RPD Limit
Total Alkalinity as CaCO3 to pH 4.5	250	253		mg/L					

QC Sample Results

Client: Southern Company
 Project/Site: CCR - Plant Scherer Cell 1

Job ID: 680-238970-1

Method: 2320B-2011 - Alkalinity, Total (Continued)

Lab Sample ID: 680-238963-C-6 DU
Matrix: Water
Analysis Batch: 793696

Client Sample ID: Duplicate
Prep Type: Total/NA

Analyte	Sample	Sample	DU	DU	Unit	D	RPD	Limit
	Result	Qualifier	Result	Qualifier				
Total Alkalinity as CaCO3 to pH 4.5	58		56.0		mg/L		4	30
Bicarbonate Alkalinity as CaCO3	58		56.0		mg/L		4	30
Carbonate Alkalinity as CaCO3	<5.0		<5.0		mg/L		NC	30

Lab Sample ID: MB 680-794500/4
Matrix: Water
Analysis Batch: 794500

Client Sample ID: Method Blank
Prep Type: Total/NA

Analyte	MB	MB	RL	MDL	Unit	D	Prepared	Analyzed	Dil Fac
	Result	Qualifier							
Total Alkalinity as CaCO3 to pH 4.5	<2.2		5.0	2.2	mg/L			08/19/23 12:32	1
Bicarbonate Alkalinity as CaCO3	<5.0		5.0	5.0	mg/L			08/19/23 12:32	1
Carbonate Alkalinity as CaCO3	<5.0		5.0	5.0	mg/L			08/19/23 12:32	1

Lab Sample ID: LCS 680-794500/6
Matrix: Water
Analysis Batch: 794500

Client Sample ID: Lab Control Sample
Prep Type: Total/NA

Analyte	Spike Added	LCS	LCS	Unit	D	%Rec	%Rec Limits
		Result	Qualifier				
Total Alkalinity as CaCO3 to pH 4.5	250	243		mg/L		97	90 - 112

Lab Sample ID: LCSD 680-794500/31
Matrix: Water
Analysis Batch: 794500

Client Sample ID: Lab Control Sample Dup
Prep Type: Total/NA

Analyte	Spike Added	LCSD	LCSD	Unit	D	%Rec	%Rec Limits	RPD	Limit
		Result	Qualifier						
Total Alkalinity as CaCO3 to pH 4.5	250	249		mg/L		99	90 - 112	2	30

Lab Sample ID: 680-238970-6 DU
Matrix: Water
Analysis Batch: 794500

Client Sample ID: SCH-GWC-12
Prep Type: Total/NA

Analyte	Sample	Sample	DU	DU	Unit	D	RPD	Limit
	Result	Qualifier	Result	Qualifier				
Total Alkalinity as CaCO3 to pH 4.5	10		8.77		mg/L		15	30
Bicarbonate Alkalinity as CaCO3	10		8.77		mg/L		15	30
Carbonate Alkalinity as CaCO3	<5.0		<5.0		mg/L		NC	30

Method: 2540C-2011 - Total Dissolved Solids (Dried at 180 °C)

Lab Sample ID: MB 680-793740/1
Matrix: Water
Analysis Batch: 793740

Client Sample ID: Method Blank
Prep Type: Total/NA

Analyte	MB	MB	RL	MDL	Unit	D	Prepared	Analyzed	Dil Fac
	Result	Qualifier							
Total Dissolved Solids	<10		10	10	mg/L			08/16/23 15:34	1

QC Sample Results

Client: Southern Company
 Project/Site: CCR - Plant Scherer Cell 1

Job ID: 680-238970-1

Method: 2540C-2011 - Total Dissolved Solids (Dried at 180 °C) (Continued)

Lab Sample ID: LCS 680-793740/2

Matrix: Water

Analysis Batch: 793740

Client Sample ID: Lab Control Sample

Prep Type: Total/NA

Analyte	Spike Added	LCS Result	LCS Qualifier	Unit	D	%Rec	%Rec Limits
Total Dissolved Solids	2380	2350		mg/L		99	80 - 120

Lab Sample ID: LCSD 680-793740/3

Matrix: Water

Analysis Batch: 793740

Client Sample ID: Lab Control Sample Dup

Prep Type: Total/NA

Analyte	Spike Added	LCSD Result	LCSD Qualifier	Unit	D	%Rec	%Rec Limits	RPD	RPD Limit
Total Dissolved Solids	2380	2400		mg/L		101	80 - 120	2	25

Lab Sample ID: 680-238963-A-2 DU

Matrix: Water

Analysis Batch: 793740

Client Sample ID: Duplicate

Prep Type: Total/NA

Analyte	Sample Result	Sample Qualifier	DU Result	DU Qualifier	Unit	D	RPD	RPD Limit
Total Dissolved Solids	180		172		mg/L		5	5

Lab Sample ID: 680-238963-A-3 DU

Matrix: Water

Analysis Batch: 793740

Client Sample ID: Duplicate

Prep Type: Total/NA

Analyte	Sample Result	Sample Qualifier	DU Result	DU Qualifier	Unit	D	RPD	RPD Limit
Total Dissolved Solids	290		290		mg/L		0	5

QC Association Summary

Client: Southern Company
Project/Site: CCR - Plant Scherer Cell 1

Job ID: 680-238970-1

HPLC/IC

Analysis Batch: 793669

Lab Sample ID	Client Sample ID	Prep Type	Matrix	Method	Prep Batch
680-238970-1	SCH-GWC-1	Total/NA	Water	300.0-1993 R2.1	
680-238970-2	SCH-GWC-2	Total/NA	Water	300.0-1993 R2.1	
680-238970-3	SCH-GWC-3	Total/NA	Water	300.0-1993 R2.1	
680-238970-4	SCH-GWC-10	Total/NA	Water	300.0-1993 R2.1	
680-238970-5	SCH-GWC-11	Total/NA	Water	300.0-1993 R2.1	
680-238970-6	SCH-GWC-12	Total/NA	Water	300.0-1993 R2.1	
680-238970-7	SCH-GWC-13	Total/NA	Water	300.0-1993 R2.1	
680-238970-8	SCH-GWC-14	Total/NA	Water	300.0-1993 R2.1	
680-238970-9	SCH-GWC-18	Total/NA	Water	300.0-1993 R2.1	
680-238970-10	SCH-CELL1-FB-5	Total/NA	Water	300.0-1993 R2.1	
680-238970-11	SCH-CELL1-EB-5	Total/NA	Water	300.0-1993 R2.1	
MB 680-793669/33	Method Blank	Total/NA	Water	300.0-1993 R2.1	
LCS 680-793669/34	Lab Control Sample	Total/NA	Water	300.0-1993 R2.1	
LCS 680-793669/35	Lab Control Sample Dup	Total/NA	Water	300.0-1993 R2.1	
680-238970-1 MS	SCH-GWC-1	Total/NA	Water	300.0-1993 R2.1	
680-238970-1 MSD	SCH-GWC-1	Total/NA	Water	300.0-1993 R2.1	
680-238970-11 MS	SCH-CELL1-EB-5	Total/NA	Water	300.0-1993 R2.1	
680-238970-11 MSD	SCH-CELL1-EB-5	Total/NA	Water	300.0-1993 R2.1	

Metals

Prep Batch: 793217

Lab Sample ID	Client Sample ID	Prep Type	Matrix	Method	Prep Batch
680-238970-11	SCH-CELL1-EB-5	Total Recoverable	Water	3005A	
MB 680-793217/1-A	Method Blank	Total Recoverable	Water	3005A	
LCS 680-793217/2-A	Lab Control Sample	Total Recoverable	Water	3005A	
680-238982-E-6-E MS	Matrix Spike	Total Recoverable	Water	3005A	
680-238982-E-6-F MSD	Matrix Spike Duplicate	Total Recoverable	Water	3005A	

Prep Batch: 793218

Lab Sample ID	Client Sample ID	Prep Type	Matrix	Method	Prep Batch
680-238970-1	SCH-GWC-1	Total Recoverable	Water	3005A	
680-238970-2	SCH-GWC-2	Total Recoverable	Water	3005A	
680-238970-3	SCH-GWC-3	Total Recoverable	Water	3005A	
680-238970-4	SCH-GWC-10	Total Recoverable	Water	3005A	
680-238970-5	SCH-GWC-11	Total Recoverable	Water	3005A	
680-238970-6	SCH-GWC-12	Total Recoverable	Water	3005A	
680-238970-7	SCH-GWC-13	Total Recoverable	Water	3005A	
680-238970-8	SCH-GWC-14	Total Recoverable	Water	3005A	
680-238970-9	SCH-GWC-18	Total Recoverable	Water	3005A	
680-238970-10	SCH-CELL1-FB-5	Total Recoverable	Water	3005A	
MB 680-793218/1-A	Method Blank	Total Recoverable	Water	3005A	
LCS 680-793218/2-A	Lab Control Sample	Total Recoverable	Water	3005A	
680-238985-A-10-B MS	Matrix Spike	Total Recoverable	Water	3005A	
680-238985-A-10-C MSD	Matrix Spike Duplicate	Total Recoverable	Water	3005A	

Prep Batch: 793322

Lab Sample ID	Client Sample ID	Prep Type	Matrix	Method	Prep Batch
680-238970-1	SCH-GWC-1	Total/NA	Water	7470A	
680-238970-2	SCH-GWC-2	Total/NA	Water	7470A	
MB 680-793322/1-A	Method Blank	Total/NA	Water	7470A	

Eurofins Savannah

QC Association Summary

Client: Southern Company
 Project/Site: CCR - Plant Scherer Cell 1

Job ID: 680-238970-1

Metals (Continued)

Prep Batch: 793322 (Continued)

Lab Sample ID	Client Sample ID	Prep Type	Matrix	Method	Prep Batch
LCS 680-793322/2-A	Lab Control Sample	Total/NA	Water	7470A	
680-238970-2 MS	SCH-GWC-2	Total/NA	Water	7470A	
680-238970-2 MSD	SCH-GWC-2	Total/NA	Water	7470A	

Prep Batch: 793329

Lab Sample ID	Client Sample ID	Prep Type	Matrix	Method	Prep Batch
680-238970-3	SCH-GWC-3	Total/NA	Water	7470A	
680-238970-4	SCH-GWC-10	Total/NA	Water	7470A	
680-238970-5	SCH-GWC-11	Total/NA	Water	7470A	
680-238970-6	SCH-GWC-12	Total/NA	Water	7470A	
680-238970-7	SCH-GWC-13	Total/NA	Water	7470A	
680-238970-8	SCH-GWC-14	Total/NA	Water	7470A	
680-238970-9	SCH-GWC-18	Total/NA	Water	7470A	
680-238970-10	SCH-CELL1-FB-5	Total/NA	Water	7470A	
680-238970-11	SCH-CELL1-EB-5	Total/NA	Water	7470A	
MB 680-793329/1-A	Method Blank	Total/NA	Water	7470A	
LCS 680-793329/2-A	Lab Control Sample	Total/NA	Water	7470A	
680-239029-B-11-H MS	Matrix Spike	Total/NA	Water	7470A	
680-239029-B-11-I MSD	Matrix Spike Duplicate	Total/NA	Water	7470A	

Analysis Batch: 793414

Lab Sample ID	Client Sample ID	Prep Type	Matrix	Method	Prep Batch
680-238970-1	SCH-GWC-1	Total Recoverable	Water	6020B	793218
680-238970-2	SCH-GWC-2	Total Recoverable	Water	6020B	793218
680-238970-3	SCH-GWC-3	Total Recoverable	Water	6020B	793218
680-238970-4	SCH-GWC-10	Total Recoverable	Water	6020B	793218
680-238970-5	SCH-GWC-11	Total Recoverable	Water	6020B	793218
680-238970-6	SCH-GWC-12	Total Recoverable	Water	6020B	793218
680-238970-7	SCH-GWC-13	Total Recoverable	Water	6020B	793218
680-238970-8	SCH-GWC-14	Total Recoverable	Water	6020B	793218
680-238970-9	SCH-GWC-18	Total Recoverable	Water	6020B	793218
680-238970-10	SCH-CELL1-FB-5	Total Recoverable	Water	6020B	793218
MB 680-793218/1-A	Method Blank	Total Recoverable	Water	6020B	793218
LCS 680-793218/2-A	Lab Control Sample	Total Recoverable	Water	6020B	793218
680-238985-A-10-B MS	Matrix Spike	Total Recoverable	Water	6020B	793218
680-238985-A-10-C MSD	Matrix Spike Duplicate	Total Recoverable	Water	6020B	793218

Analysis Batch: 793491

Lab Sample ID	Client Sample ID	Prep Type	Matrix	Method	Prep Batch
680-238970-11	SCH-CELL1-EB-5	Total Recoverable	Water	6020B	793217
MB 680-793217/1-A	Method Blank	Total Recoverable	Water	6020B	793217
LCS 680-793217/2-A	Lab Control Sample	Total Recoverable	Water	6020B	793217
680-238982-E-6-E MS	Matrix Spike	Total Recoverable	Water	6020B	793217
680-238982-E-6-F MSD	Matrix Spike Duplicate	Total Recoverable	Water	6020B	793217

Analysis Batch: 793541

Lab Sample ID	Client Sample ID	Prep Type	Matrix	Method	Prep Batch
680-238970-1	SCH-GWC-1	Total/NA	Water	7470A	793322
680-238970-2	SCH-GWC-2	Total/NA	Water	7470A	793322
680-238970-3	SCH-GWC-3	Total/NA	Water	7470A	793329
680-238970-4	SCH-GWC-10	Total/NA	Water	7470A	793329

QC Association Summary

Client: Southern Company
 Project/Site: CCR - Plant Scherer Cell 1

Job ID: 680-238970-1

Metals (Continued)

Analysis Batch: 793541 (Continued)

Lab Sample ID	Client Sample ID	Prep Type	Matrix	Method	Prep Batch
680-238970-5	SCH-GWC-11	Total/NA	Water	7470A	793329
680-238970-6	SCH-GWC-12	Total/NA	Water	7470A	793329
680-238970-7	SCH-GWC-13	Total/NA	Water	7470A	793329
680-238970-8	SCH-GWC-14	Total/NA	Water	7470A	793329
680-238970-9	SCH-GWC-18	Total/NA	Water	7470A	793329
680-238970-10	SCH-CELL1-FB-5	Total/NA	Water	7470A	793329
680-238970-11	SCH-CELL1-EB-5	Total/NA	Water	7470A	793329
MB 680-793322/1-A	Method Blank	Total/NA	Water	7470A	793322
MB 680-793329/1-A	Method Blank	Total/NA	Water	7470A	793329
LCS 680-793322/2-A	Lab Control Sample	Total/NA	Water	7470A	793322
LCS 680-793329/2-A	Lab Control Sample	Total/NA	Water	7470A	793329
680-238970-2 MS	SCH-GWC-2	Total/NA	Water	7470A	793322
680-238970-2 MSD	SCH-GWC-2	Total/NA	Water	7470A	793322
680-239029-B-11-H MS	Matrix Spike	Total/NA	Water	7470A	793329
680-239029-B-11-I MSD	Matrix Spike Duplicate	Total/NA	Water	7470A	793329

Analysis Batch: 793612

Lab Sample ID	Client Sample ID	Prep Type	Matrix	Method	Prep Batch
680-238970-11	SCH-CELL1-EB-5	Total Recoverable	Water	6020B	793217

General Chemistry

Analysis Batch: 793696

Lab Sample ID	Client Sample ID	Prep Type	Matrix	Method	Prep Batch
680-238970-1	SCH-GWC-1	Total/NA	Water	2320B-2011	
680-238970-2	SCH-GWC-2	Total/NA	Water	2320B-2011	
680-238970-3	SCH-GWC-3	Total/NA	Water	2320B-2011	
680-238970-4	SCH-GWC-10	Total/NA	Water	2320B-2011	
MB 680-793696/4	Method Blank	Total/NA	Water	2320B-2011	
LCS 680-793696/6	Lab Control Sample	Total/NA	Water	2320B-2011	
LCSD 680-793696/31	Lab Control Sample Dup	Total/NA	Water	2320B-2011	
680-238963-C-6 DU	Duplicate	Total/NA	Water	2320B-2011	

Analysis Batch: 793740

Lab Sample ID	Client Sample ID	Prep Type	Matrix	Method	Prep Batch
680-238970-1	SCH-GWC-1	Total/NA	Water	2540C-2011	
680-238970-2	SCH-GWC-2	Total/NA	Water	2540C-2011	
680-238970-3	SCH-GWC-3	Total/NA	Water	2540C-2011	
680-238970-4	SCH-GWC-10	Total/NA	Water	2540C-2011	
680-238970-5	SCH-GWC-11	Total/NA	Water	2540C-2011	
680-238970-6	SCH-GWC-12	Total/NA	Water	2540C-2011	
680-238970-7	SCH-GWC-13	Total/NA	Water	2540C-2011	
680-238970-8	SCH-GWC-14	Total/NA	Water	2540C-2011	
680-238970-9	SCH-GWC-18	Total/NA	Water	2540C-2011	
680-238970-10	SCH-CELL1-FB-5	Total/NA	Water	2540C-2011	
680-238970-11	SCH-CELL1-EB-5	Total/NA	Water	2540C-2011	
MB 680-793740/1	Method Blank	Total/NA	Water	2540C-2011	
LCS 680-793740/2	Lab Control Sample	Total/NA	Water	2540C-2011	
LCSD 680-793740/3	Lab Control Sample Dup	Total/NA	Water	2540C-2011	
680-238963-A-2 DU	Duplicate	Total/NA	Water	2540C-2011	
680-238963-A-3 DU	Duplicate	Total/NA	Water	2540C-2011	

QC Association Summary

Client: Southern Company
Project/Site: CCR - Plant Scherer Cell 1

Job ID: 680-238970-1

General Chemistry

Analysis Batch: 794500

Lab Sample ID	Client Sample ID	Prep Type	Matrix	Method	Prep Batch
680-238970-5	SCH-GWC-11	Total/NA	Water	2320B-2011	
680-238970-6	SCH-GWC-12	Total/NA	Water	2320B-2011	
680-238970-7	SCH-GWC-13	Total/NA	Water	2320B-2011	
680-238970-8	SCH-GWC-14	Total/NA	Water	2320B-2011	
680-238970-9	SCH-GWC-18	Total/NA	Water	2320B-2011	
680-238970-10	SCH-CELL1-FB-5	Total/NA	Water	2320B-2011	
680-238970-11	SCH-CELL1-EB-5	Total/NA	Water	2320B-2011	
MB 680-794500/4	Method Blank	Total/NA	Water	2320B-2011	
LCS 680-794500/6	Lab Control Sample	Total/NA	Water	2320B-2011	
LCSD 680-794500/31	Lab Control Sample Dup	Total/NA	Water	2320B-2011	
680-238970-6 DU	SCH-GWC-12	Total/NA	Water	2320B-2011	

Lab Chronicle

Client: Southern Company
Project/Site: CCR - Plant Scherer Cell 1

Job ID: 680-238970-1

Client Sample ID: SCH-GWC-1

Lab Sample ID: 680-238970-1

Date Collected: 08/09/23 11:15

Matrix: Water

Date Received: 08/11/23 08:00

Prep Type	Batch Type	Batch Method	Run	Dil Factor	Initial Amount	Final Amount	Batch Number	Prepared or Analyzed	Analyst	Lab
Total/NA	Analysis	300.0-1993 R2.1		1	5 mL	5 mL	793669	08/16/23 17:29	T1C	EET SAV
Instrument ID: CICK										
Total Recoverable	Prep	3005A			25 mL	125 mL	793218	08/14/23 05:50	RR	EET SAV
Total Recoverable	Analysis	6020B		1			793414	08/14/23 18:04	BWR	EET SAV
Instrument ID: ICPMSC										
Total/NA	Prep	7470A			50 mL	50 mL	793322	08/14/23 11:38	DW	EET SAV
Total/NA	Analysis	7470A		1			793541	08/15/23 12:30	BJB	EET SAV
Instrument ID: QuickTrace2										
Total/NA	Analysis	2320B-2011		1			793696	08/15/23 19:31	PG	EET SAV
Instrument ID: MANTECH 2										
Total/NA	Analysis	2540C-2011		1	200 mL	200 mL	793740	08/16/23 15:34	PG	EET SAV
Instrument ID: NOEQUIP										

Client Sample ID: SCH-GWC-2

Lab Sample ID: 680-238970-2

Date Collected: 08/09/23 12:11

Matrix: Water

Date Received: 08/11/23 08:00

Prep Type	Batch Type	Batch Method	Run	Dil Factor	Initial Amount	Final Amount	Batch Number	Prepared or Analyzed	Analyst	Lab
Total/NA	Analysis	300.0-1993 R2.1		1	5 mL	5 mL	793669	08/16/23 18:07	T1C	EET SAV
Instrument ID: CICK										
Total Recoverable	Prep	3005A			25 mL	125 mL	793218	08/14/23 05:50	RR	EET SAV
Total Recoverable	Analysis	6020B		1			793414	08/14/23 18:08	BWR	EET SAV
Instrument ID: ICPMSC										
Total/NA	Prep	7470A			50 mL	50 mL	793322	08/14/23 11:38	DW	EET SAV
Total/NA	Analysis	7470A		1			793541	08/15/23 12:35	BJB	EET SAV
Instrument ID: QuickTrace2										
Total/NA	Analysis	2320B-2011		1			793696	08/15/23 19:41	PG	EET SAV
Instrument ID: MANTECH 2										
Total/NA	Analysis	2540C-2011		1	200 mL	200 mL	793740	08/16/23 15:34	PG	EET SAV
Instrument ID: NOEQUIP										

Client Sample ID: SCH-GWC-3

Lab Sample ID: 680-238970-3

Date Collected: 08/09/23 14:23

Matrix: Water

Date Received: 08/11/23 08:00

Prep Type	Batch Type	Batch Method	Run	Dil Factor	Initial Amount	Final Amount	Batch Number	Prepared or Analyzed	Analyst	Lab
Total/NA	Analysis	300.0-1993 R2.1		1	5 mL	5 mL	793669	08/16/23 18:19	T1C	EET SAV
Instrument ID: CICK										
Total Recoverable	Prep	3005A			25 mL	125 mL	793218	08/14/23 05:50	RR	EET SAV
Total Recoverable	Analysis	6020B		1			793414	08/14/23 18:12	BWR	EET SAV
Instrument ID: ICPMSC										
Total/NA	Prep	7470A			50 mL	50 mL	793329	08/14/23 12:14	DW	EET SAV
Total/NA	Analysis	7470A		1			793541	08/15/23 13:05	BJB	EET SAV
Instrument ID: QuickTrace2										

Lab Chronicle

Client: Southern Company
Project/Site: CCR - Plant Scherer Cell 1

Job ID: 680-238970-1

Client Sample ID: SCH-GWC-3

Lab Sample ID: 680-238970-3

Date Collected: 08/09/23 14:23

Matrix: Water

Date Received: 08/11/23 08:00

Prep Type	Batch Type	Batch Method	Run	Dil Factor	Initial Amount	Final Amount	Batch Number	Prepared or Analyzed	Analyst	Lab
Total/NA	Analysis	2320B-2011		1			793696	08/15/23 19:50	PG	EET SAV
Total/NA	Analysis	2540C-2011		1	200 mL	200 mL	793740	08/16/23 15:34	PG	EET SAV
Instrument ID: NOEQUIP										

Client Sample ID: SCH-GWC-10

Lab Sample ID: 680-238970-4

Date Collected: 08/09/23 12:58

Matrix: Water

Date Received: 08/11/23 08:00

Prep Type	Batch Type	Batch Method	Run	Dil Factor	Initial Amount	Final Amount	Batch Number	Prepared or Analyzed	Analyst	Lab
Total/NA	Analysis	300.0-1993 R2.1		1	5 mL	5 mL	793669	08/16/23 18:32	T1C	EET SAV
Instrument ID: CICK										
Total Recoverable	Prep	3005A			25 mL	125 mL	793218	08/14/23 05:50	RR	EET SAV
Total Recoverable	Analysis	6020B		1			793414	08/14/23 18:17	BWR	EET SAV
Instrument ID: ICPMSC										
Total/NA	Prep	7470A			50 mL	50 mL	793329	08/14/23 12:14	DW	EET SAV
Total/NA	Analysis	7470A		1			793541	08/15/23 13:07	BJB	EET SAV
Instrument ID: QuickTrace2										
Total/NA	Analysis	2320B-2011		1			793696	08/15/23 19:59	PG	EET SAV
Instrument ID: MANTECH 2										
Total/NA	Analysis	2540C-2011		1	200 mL	200 mL	793740	08/16/23 15:34	PG	EET SAV
Instrument ID: NOEQUIP										

Client Sample ID: SCH-GWC-11

Lab Sample ID: 680-238970-5

Date Collected: 08/09/23 11:04

Matrix: Water

Date Received: 08/11/23 08:00

Prep Type	Batch Type	Batch Method	Run	Dil Factor	Initial Amount	Final Amount	Batch Number	Prepared or Analyzed	Analyst	Lab
Total/NA	Analysis	300.0-1993 R2.1		1	5 mL	5 mL	793669	08/16/23 18:44	T1C	EET SAV
Instrument ID: CICK										
Total Recoverable	Prep	3005A			25 mL	125 mL	793218	08/14/23 05:50	RR	EET SAV
Total Recoverable	Analysis	6020B		1			793414	08/14/23 18:21	BWR	EET SAV
Instrument ID: ICPMSC										
Total/NA	Prep	7470A			50 mL	50 mL	793329	08/14/23 12:14	DW	EET SAV
Total/NA	Analysis	7470A		1			793541	08/15/23 13:08	BJB	EET SAV
Instrument ID: QuickTrace2										
Total/NA	Analysis	2320B-2011		1			794500	08/19/23 13:12	PG	EET SAV
Instrument ID: MANTECH 2										
Total/NA	Analysis	2540C-2011		1	200 mL	200 mL	793740	08/16/23 15:34	PG	EET SAV
Instrument ID: NOEQUIP										

Lab Chronicle

Client: Southern Company
Project/Site: CCR - Plant Scherer Cell 1

Job ID: 680-238970-1

Client Sample ID: SCH-GWC-12

Lab Sample ID: 680-238970-6

Date Collected: 08/09/23 09:52

Matrix: Water

Date Received: 08/11/23 08:00

Prep Type	Batch Type	Batch Method	Run	Dil Factor	Initial Amount	Final Amount	Batch Number	Prepared or Analyzed	Analyst	Lab
Total/NA	Analysis	300.0-1993 R2.1		1	5 mL	5 mL	793669	08/16/23 18:57	T1C	EET SAV
Instrument ID: CICK										
Total Recoverable	Prep	3005A			25 mL	125 mL	793218	08/14/23 05:50	RR	EET SAV
Total Recoverable	Analysis	6020B		1			793414	08/14/23 18:25	BWR	EET SAV
Instrument ID: ICPMSC										
Total/NA	Prep	7470A			50 mL	50 mL	793329	08/14/23 12:14	DW	EET SAV
Total/NA	Analysis	7470A		1			793541	08/15/23 13:10	BJB	EET SAV
Instrument ID: QuickTrace2										
Total/NA	Analysis	2320B-2011		1			794500	08/19/23 12:56	PG	EET SAV
Instrument ID: MANTECH 2										
Total/NA	Analysis	2540C-2011		1	200 mL	200 mL	793740	08/16/23 15:34	PG	EET SAV
Instrument ID: NOEQUIP										

Client Sample ID: SCH-GWC-13

Lab Sample ID: 680-238970-7

Date Collected: 08/09/23 09:00

Matrix: Water

Date Received: 08/11/23 08:00

Prep Type	Batch Type	Batch Method	Run	Dil Factor	Initial Amount	Final Amount	Batch Number	Prepared or Analyzed	Analyst	Lab
Total/NA	Analysis	300.0-1993 R2.1		1	5 mL	5 mL	793669	08/16/23 19:10	T1C	EET SAV
Instrument ID: CICK										
Total Recoverable	Prep	3005A			25 mL	125 mL	793218	08/14/23 05:50	RR	EET SAV
Total Recoverable	Analysis	6020B		1			793414	08/14/23 18:29	BWR	EET SAV
Instrument ID: ICPMSC										
Total/NA	Prep	7470A			50 mL	50 mL	793329	08/14/23 12:14	DW	EET SAV
Total/NA	Analysis	7470A		1			793541	08/15/23 13:11	BJB	EET SAV
Instrument ID: QuickTrace2										
Total/NA	Analysis	2320B-2011		1			794500	08/19/23 13:34	PG	EET SAV
Instrument ID: MANTECH 2										
Total/NA	Analysis	2540C-2011		1	200 mL	200 mL	793740	08/16/23 15:34	PG	EET SAV
Instrument ID: NOEQUIP										

Client Sample ID: SCH-GWC-14

Lab Sample ID: 680-238970-8

Date Collected: 08/09/23 10:32

Matrix: Water

Date Received: 08/11/23 08:00

Prep Type	Batch Type	Batch Method	Run	Dil Factor	Initial Amount	Final Amount	Batch Number	Prepared or Analyzed	Analyst	Lab
Total/NA	Analysis	300.0-1993 R2.1		1	5 mL	5 mL	793669	08/16/23 19:23	T1C	EET SAV
Instrument ID: CICK										
Total Recoverable	Prep	3005A			25 mL	125 mL	793218	08/14/23 05:50	RR	EET SAV
Total Recoverable	Analysis	6020B		1			793414	08/14/23 18:33	BWR	EET SAV
Instrument ID: ICPMSC										
Total/NA	Prep	7470A			50 mL	50 mL	793329	08/14/23 12:14	DW	EET SAV
Total/NA	Analysis	7470A		1			793541	08/15/23 13:13	BJB	EET SAV
Instrument ID: QuickTrace2										

Eurofins Savannah

Lab Chronicle

Client: Southern Company
Project/Site: CCR - Plant Scherer Cell 1

Job ID: 680-238970-1

Client Sample ID: SCH-GWC-14

Lab Sample ID: 680-238970-8

Date Collected: 08/09/23 10:32

Matrix: Water

Date Received: 08/11/23 08:00

Prep Type	Batch Type	Batch Method	Run	Dil Factor	Initial Amount	Final Amount	Batch Number	Prepared or Analyzed	Analyst	Lab
Total/NA	Analysis	2320B-2011		1			794500	08/19/23 13:20	PG	EET SAV
Total/NA	Analysis	2540C-2011		1	200 mL	200 mL	793740	08/16/23 15:34	PG	EET SAV
Instrument ID: NOEQUIP										

Client Sample ID: SCH-GWC-18

Lab Sample ID: 680-238970-9

Date Collected: 08/09/23 12:26

Matrix: Water

Date Received: 08/11/23 08:00

Prep Type	Batch Type	Batch Method	Run	Dil Factor	Initial Amount	Final Amount	Batch Number	Prepared or Analyzed	Analyst	Lab
Total/NA	Analysis	300.0-1993 R2.1		1	5 mL	5 mL	793669	08/16/23 19:35	T1C	EET SAV
Instrument ID: CICK										
Total Recoverable	Prep	3005A			25 mL	125 mL	793218	08/14/23 05:50	RR	EET SAV
Total Recoverable	Analysis	6020B		1			793414	08/14/23 18:37	BWR	EET SAV
Instrument ID: ICPMSC										
Total/NA	Prep	7470A			50 mL	50 mL	793329	08/14/23 12:14	DW	EET SAV
Total/NA	Analysis	7470A		1			793541	08/15/23 13:14	BJB	EET SAV
Instrument ID: QuickTrace2										
Total/NA	Analysis	2320B-2011		1			794500	08/19/23 13:43	PG	EET SAV
Instrument ID: MANTECH 2										
Total/NA	Analysis	2540C-2011		1	200 mL	200 mL	793740	08/16/23 15:34	PG	EET SAV
Instrument ID: NOEQUIP										

Client Sample ID: SCH-CELL1-FB-5

Lab Sample ID: 680-238970-10

Date Collected: 08/09/23 09:45

Matrix: Water

Date Received: 08/11/23 08:00

Prep Type	Batch Type	Batch Method	Run	Dil Factor	Initial Amount	Final Amount	Batch Number	Prepared or Analyzed	Analyst	Lab
Total/NA	Analysis	300.0-1993 R2.1		1	5 mL	5 mL	793669	08/16/23 19:48	T1C	EET SAV
Instrument ID: CICK										
Total Recoverable	Prep	3005A			25 mL	125 mL	793218	08/14/23 05:50	RR	EET SAV
Total Recoverable	Analysis	6020B		1			793414	08/14/23 18:41	BWR	EET SAV
Instrument ID: ICPMSC										
Total/NA	Prep	7470A			50 mL	50 mL	793329	08/14/23 12:14	DW	EET SAV
Total/NA	Analysis	7470A		1			793541	08/15/23 13:16	BJB	EET SAV
Instrument ID: QuickTrace2										
Total/NA	Analysis	2320B-2011		1			794500	08/19/23 13:48	PG	EET SAV
Instrument ID: MANTECH 2										
Total/NA	Analysis	2540C-2011		1	200 mL	200 mL	793740	08/16/23 15:34	PG	EET SAV
Instrument ID: NOEQUIP										

Lab Chronicle

Client: Southern Company
 Project/Site: CCR - Plant Scherer Cell 1

Job ID: 680-238970-1

Client Sample ID: SCH-CELL1-EB-5

Lab Sample ID: 680-238970-11

Date Collected: 08/09/23 07:45

Matrix: Water

Date Received: 08/11/23 08:00

Prep Type	Batch Type	Batch Method	Run	Dil Factor	Initial Amount	Final Amount	Batch Number	Prepared or Analyzed	Analyst	Lab
Total/NA	Analysis	300.0-1993 R2.1		1	5 mL	5 mL	793669	08/16/23 20:26	T1C	EET SAV
Instrument ID: CICK										
Total Recoverable	Prep	3005A			25 mL	125 mL	793217	08/14/23 05:14	RR	EET SAV
Total Recoverable	Analysis	6020B		1			793491	08/14/23 20:19	BWR	EET SAV
Instrument ID: ICPMSC										
Total Recoverable	Prep	3005A			25 mL	125 mL	793217	08/14/23 05:14	RR	EET SAV
Total Recoverable	Analysis	6020B		1			793612	08/15/23 17:04	BWR	EET SAV
Instrument ID: ICPMSC										
Total/NA	Prep	7470A			50 mL	50 mL	793329	08/14/23 12:14	DW	EET SAV
Total/NA	Analysis	7470A		1			793541	08/15/23 13:21	BJB	EET SAV
Instrument ID: QuickTrace2										
Total/NA	Analysis	2320B-2011		1			794500	08/19/23 13:26	PG	EET SAV
Instrument ID: MANTECH 2										
Total/NA	Analysis	2540C-2011		1	200 mL	200 mL	793740	08/16/23 15:34	PG	EET SAV
Instrument ID: NOEQUIP										

Laboratory References:

EET SAV = Eurofins Savannah, 5102 LaRoche Avenue, Savannah, GA 31404, TEL (912)354-7858

Accreditation/Certification Summary

Client: Southern Company
Project/Site: CCR - Plant Scherer Cell 1

Job ID: 680-238970-1

Laboratory: Eurofins Savannah

The accreditations/certifications listed below are applicable to this report.

Authority	Program	Identification Number	Expiration Date
Florida	NELAP	E87052	06-30-24
Georgia	State	E87052	06-30-24

- 1
- 2
- 3
- 4
- 5
- 6
- 7
- 8
- 9
- 10
- 11
- 12

Method Summary

Client: Southern Company
Project/Site: CCR - Plant Scherer Cell 1

Job ID: 680-238970-1


Method	Method Description	Protocol	Laboratory
300.0-1993 R2.1	Anions, Ion Chromatography	MCAWW	EET SAV
6020B	Metals (ICP/MS)	SW846	EET SAV
7470A	Mercury (CVAA)	SW846	EET SAV
2320B-2011	Alkalinity, Total	SM	EET SAV
2540C-2011	Total Dissolved Solids (Dried at 180 °C)	SM	EET SAV
3005A	Preparation, Total Recoverable or Dissolved Metals	SW846	EET SAV
7470A	Preparation, Mercury	SW846	EET SAV

Protocol References:

- MCAWW = "Methods For Chemical Analysis Of Water And Wastes", EPA-600/4-79-020, March 1983 And Subsequent Revisions.
- SM = "Standard Methods For The Examination Of Water And Wastewater"
- SW846 = "Test Methods For Evaluating Solid Waste, Physical/Chemical Methods", Third Edition, November 1986 And Its Updates.

Laboratory References:

- EET SAV = Eurofins Savannah, 5102 LaRoche Avenue, Savannah, GA 31404, TEL (912)354-7858



TestAmerica Pittsburgh
 301 Alpha Drive
 RIDC Park
 Pittsburgh, PA 15238-2907
 phone 412.963.7058 fax 412.963.2468

Chain of Custody Record

TestAmerica
 THE LEADER IN ENVIRONMENTAL TESTING

8/23/2023

Regulatory Program: DW NPDES RCRA Other:

TestAmerica Laboratories, Inc.

Client Contact Joju Abraham Southern Company 241 Ralph McGill Blvd SE B10185 Atlanta, GA 30308 JAbraham@southernco.com Project Name: CCR - Plant Scherer Cell 1 Site: Georgia Project #: 31406440.022		Project Manager: Dawn Prell Tel/Fax: 248-536-5445		Site Contact: Dawn Prell Lab Contact: David Fuller		Date: 08/11/2023 Carrier: ATLANTA		COC No: 1 of 1 COCs	
Analysis Turnaround Time <input checked="" type="checkbox"/> CALENDAR DAYS <input type="checkbox"/> WORKING DAYS TAT if different from Below 3-5 days <input type="checkbox"/> 2 weeks <input type="checkbox"/> 1 week <input type="checkbox"/> 2 days <input type="checkbox"/> 1 day		Filtered Sample (Y/N) Perform MS/MSD (Y/N) 6020, 7470A: As, Ba, B, Be, Ca, Cd, Cr, Co, Cu, Pb, Hg, Ni, Sb, Se, Ag, Ti, Vn, Zn Cations: Na, Mg, K Cl, F, SO4, TDS Alkalinity (total, CO3, HCO3)						Sample Specific Notes:	
Sample Identification	Sample Date	Sample Time	Sample Type (C=Comp, G=Grab)	Matrix	# of Cont.				
SCH-GWC-1	8/9/2023	11:15	G	WG	4	N	N	X	X
SCH-GWC-2	8/9/2023	12:11	G	WG	4	N	N	X	X
SCH-GWC-3	8/9/2023	14:23	G	WG	4	N	N	X	X
SCH-GWC-10	8/9/2023	12:58	G	WG	4	N	N	X	X
SCH-GWC-11	8/9/2023	11:04	G	WG	4	N	N	X	X
SCH-GWC-12	8/9/2023	9:52	G	WG	4	N	N	X	X
SCH-GWC-13	8/9/2023	9:00	G	WG	4	N	N	X	X
SCH-GWC-14	8/9/2023	10:32	G	WG	4	N	N	X	X
SCH-GWC-18	8/9/2023	12:00	G	WG	4	N	N	X	X
SCH-CELL1-FB-5	8/9/2023	9:45	G	WQ	4	N	N	X	X
SCH-CELL1-EB-5	8/9/2023	7:45	G	WQ	4	N	N	X	X
Preservation Used: 1= Ice, 2= HCl; 3= H2SO4; 4=HNO3; 5=NaOH; 6= Other						4	4	1	1
Possible Hazard Identification: Are any samples from a listed EPA Hazardous Waste? Please List any EPA Waste Codes for the sample in the Comments Section if the lab is to dispose of the sample. <input type="checkbox"/> Non-Hazard <input type="checkbox"/> Flammable <input type="checkbox"/> Skin Irritant <input type="checkbox"/> Poison B <input type="checkbox"/> Unknown						Sample Disposal (A fee may be assessed if samples are retained longer than 1 month) <input type="checkbox"/> Return to Client <input type="checkbox"/> Disposal by Lab <input type="checkbox"/> Archive for _____ Months			
Special Instructions/QC Requirements & Comments: SCH-CCR-ASSMT-2023S2									
Custody Seals Intact: <input type="checkbox"/> Yes <input type="checkbox"/> No		Custody Seal No.:		Cooler Temp. (°C): Obs'd: 4.8		Corr'd: 4.9		Therm ID No.:	
Relinquished by: <i>J. L. E.</i>		Company: WSP		Date/Time: 8/10/23 11:26		Received by: <i>Michael Mesker</i>		Company: <i>WSP</i>	
Relinquished by: <i>Michael Mesker</i>		Company: <i>WSP</i>		Date/Time: 8/10/23 11:26		Received by: <i>C. Munn</i>		Company: <i>WSP</i>	
Relinquished by:		Company:		Date/Time:		Received in Laboratory by:		Company: <i>WSP</i>	



Login Sample Receipt Checklist

Client: Southern Company

Job Number: 680-238970-1

Login Number: 238970

List Number: 1

Creator: Munro, Caroline

List Source: Eurofins Savannah

Question	Answer	Comment
Radioactivity wasn't checked or is </= background as measured by a survey meter.	N/A	
The cooler's custody seal, if present, is intact.	True	
Sample custody seals, if present, are intact.	True	
The cooler or samples do not appear to have been compromised or tampered with.	True	
Samples were received on ice.	True	
Cooler Temperature is acceptable.	True	
Cooler Temperature is recorded.	True	
COC is present.	True	
COC is filled out in ink and legible.	True	
COC is filled out with all pertinent information.	True	
Is the Field Sampler's name present on COC?	True	
There are no discrepancies between the containers received and the COC.	True	
Samples are received within Holding Time (excluding tests with immediate HTs)	True	
Sample containers have legible labels.	True	
Containers are not broken or leaking.	True	
Sample collection date/times are provided.	True	
Appropriate sample containers are used.	True	
Sample bottles are completely filled.	True	
Sample Preservation Verified.	N/A	
There is sufficient vol. for all requested analyses, incl. any requested MS/MSDs	True	
Containers requiring zero headspace have no headspace or bubble is <6mm (1/4").	N/A	
Multiphasic samples are not present.	True	
Samples do not require splitting or compositing.	True	
Residual Chlorine Checked.	N/A	

1
2
3
4
5
6
7
8
9
10
11
12



ANALYTICAL REPORT

PREPARED FOR

Attn: Joju Abraham
Southern Company
241 Ralph McGill Blvd SE
B10185
Atlanta, Georgia 30308

Generated 8/15/2023 9:05:14 PM

JOB DESCRIPTION

CCR - Plant Scherer PAC Ash Cell

JOB NUMBER

680-238572-1

Eurofins Savannah

Job Notes

This report may not be reproduced except in full, and with written approval from the laboratory. The results relate only to the samples tested. For questions please contact the Project Manager at the e-mail address or telephone number listed on this page.

The test results in this report relate only to the samples as received by the laboratory and will meet all requirements of the methodology, with any exceptions noted. This report shall not be reproduced except in full, without the express written approval of the laboratory. All questions should be directed to the Eurofins Environment Testing Southeast, LLC Project Manager.

Authorization



Generated
8/15/2023 9:05:14 PM

Authorized for release by
David Fuller, Project Manager
David.Fuller@et.eurofinsus.com
(770)344-8986

Definitions/Glossary

Client: Southern Company
 Project/Site: CCR - Plant Scherer PAC Ash Cell

Job ID: 680-238572-1

Qualifiers

HPLC/IC

Qualifier	Qualifier Description
4	MS, MSD: The analyte present in the original sample is greater than 4 times the matrix spike concentration; therefore, control limits are not applicable.
J	Result is less than the RL but greater than or equal to the MDL and the concentration is an approximate value.

Metals

Qualifier	Qualifier Description
4	MS, MSD: The analyte present in the original sample is greater than 4 times the matrix spike concentration; therefore, control limits are not applicable.
F1	MS and/or MSD recovery exceeds control limits.
J	Result is less than the RL but greater than or equal to the MDL and the concentration is an approximate value.

Glossary

Abbreviation	These commonly used abbreviations may or may not be present in this report.
α	Listed under the "D" column to designate that the result is reported on a dry weight basis
%R	Percent Recovery
CFL	Contains Free Liquid
CFU	Colony Forming Unit
CNF	Contains No Free Liquid
DER	Duplicate Error Ratio (normalized absolute difference)
Dil Fac	Dilution Factor
DL	Detection Limit (DoD/DOE)
DL, RA, RE, IN	Indicates a Dilution, Re-analysis, Re-extraction, or additional Initial metals/anion analysis of the sample
DLC	Decision Level Concentration (Radiochemistry)
EDL	Estimated Detection Limit (Dioxin)
LOD	Limit of Detection (DoD/DOE)
LOQ	Limit of Quantitation (DoD/DOE)
MCL	EPA recommended "Maximum Contaminant Level"
MDA	Minimum Detectable Activity (Radiochemistry)
MDC	Minimum Detectable Concentration (Radiochemistry)
MDL	Method Detection Limit
ML	Minimum Level (Dioxin)
MPN	Most Probable Number
MQL	Method Quantitation Limit
NC	Not Calculated
ND	Not Detected at the reporting limit (or MDL or EDL if shown)
NEG	Negative / Absent
POS	Positive / Present
PQL	Practical Quantitation Limit
PRES	Presumptive
QC	Quality Control
RER	Relative Error Ratio (Radiochemistry)
RL	Reporting Limit or Requested Limit (Radiochemistry)
RPD	Relative Percent Difference, a measure of the relative difference between two points
TEF	Toxicity Equivalent Factor (Dioxin)
TEQ	Toxicity Equivalent Quotient (Dioxin)
TNTC	Too Numerous To Count

Sample Summary

Client: Southern Company
Project/Site: CCR - Plant Scherer PAC Ash Cell

Job ID: 680-238572-1

Lab Sample ID	Client Sample ID	Matrix	Collected	Received
680-238572-1	SCH-GWA-21	Water	08/02/23 16:59	08/03/23 11:30

1

2

3

4

5

6

7

8

9

10

11

12

Case Narrative

Client: Southern Company
Project/Site: CCR - Plant Scherer PAC Ash Cell

Job ID: 680-238572-1

Job ID: 680-238572-1

Laboratory: Eurofins Savannah

Narrative

**Job Narrative
680-238572-1**

Receipt

The sample was received on 8/3/2023 11:30 AM. Unless otherwise noted below, the sample arrived in good condition, and, where required, properly preserved and on ice. The temperature of the cooler at receipt time was 5.0°C

HPLC/IC

No additional analytical or quality issues were noted, other than those described above or in the Definitions/ Glossary page.

Metals

No additional analytical or quality issues were noted, other than those described above or in the Definitions/ Glossary page.

General Chemistry

No additional analytical or quality issues were noted, other than those described above or in the Definitions/ Glossary page.



Client Sample Results

Client: Southern Company
 Project/Site: CCR - Plant Scherer PAC Ash Cell

Job ID: 680-238572-1

Client Sample ID: SCH-GWA-21

Lab Sample ID: 680-238572-1

Date Collected: 08/02/23 16:59

Matrix: Water

Date Received: 08/03/23 11:30

Method: MCAWW 300.0-1993 R2.1 - Anions, Ion Chromatography

Analyte	Result	Qualifier	RL	MDL	Unit	D	Prepared	Analyzed	Dil Fac
Chloride	3.4		1.0	0.20	mg/L			08/10/23 10:17	1
Fluoride	0.044	J	0.10	0.040	mg/L			08/10/23 10:17	1
Sulfate	1.4		1.0	0.40	mg/L			08/10/23 10:17	1

Method: SW846 6020B - Metals (ICP/MS) - Total Recoverable

Analyte	Result	Qualifier	RL	MDL	Unit	D	Prepared	Analyzed	Dil Fac
Antimony	<0.00034		0.0020	0.00034	mg/L		08/04/23 05:48	08/05/23 14:05	1
Arsenic	<0.00086		0.0010	0.00086	mg/L		08/04/23 05:48	08/05/23 14:05	1
Barium	0.018		0.010	0.00089	mg/L		08/04/23 05:48	08/05/23 14:05	1
Beryllium	<0.00020		0.0025	0.00020	mg/L		08/04/23 05:48	08/05/23 14:05	1
Boron	<0.022		0.080	0.022	mg/L		08/04/23 05:48	08/07/23 14:40	1
Cadmium	<0.000078		0.0025	0.000078	mg/L		08/04/23 05:48	08/05/23 14:05	1
Calcium	6.4		0.50	0.14	mg/L		08/04/23 05:48	08/05/23 14:05	1
Chromium	0.0028		0.0020	0.0012	mg/L		08/04/23 05:48	08/05/23 14:05	1
Cobalt	<0.00022		0.0025	0.00022	mg/L		08/04/23 05:48	08/05/23 14:05	1
Copper	<0.0011		0.0020	0.0011	mg/L		08/04/23 05:48	08/05/23 14:05	1
Lead	<0.00021		0.0010	0.00021	mg/L		08/04/23 05:48	08/05/23 14:05	1
Magnesium	3.8		0.50	0.023	mg/L		08/04/23 05:48	08/05/23 14:05	1
Nickel	0.00086	J	0.0010	0.00042	mg/L		08/04/23 05:48	08/05/23 14:05	1
Potassium	0.59		0.50	0.044	mg/L		08/04/23 05:48	08/05/23 14:05	1
Selenium	<0.00099		0.0050	0.00099	mg/L		08/04/23 05:48	08/05/23 14:05	1
Silver	<0.00039		0.0010	0.00039	mg/L		08/04/23 05:48	08/05/23 14:05	1
Sodium	7.7		0.50	0.20	mg/L		08/04/23 05:48	08/05/23 14:05	1
Thallium	<0.00026		0.0010	0.00026	mg/L		08/04/23 05:48	08/05/23 14:05	1
Vanadium	0.0035		0.0020	0.00063	mg/L		08/04/23 05:48	08/05/23 14:05	1
Zinc	<0.0028		0.0050	0.0028	mg/L		08/04/23 05:48	08/05/23 14:05	1

Method: SW846 7470A - Mercury (CVAA)

Analyte	Result	Qualifier	RL	MDL	Unit	D	Prepared	Analyzed	Dil Fac
Mercury	<0.000080		0.00020	0.000080	mg/L		08/08/23 12:02	08/09/23 10:17	1

General Chemistry

Analyte	Result	Qualifier	RL	MDL	Unit	D	Prepared	Analyzed	Dil Fac
Total Alkalinity as CaCO3 to pH 4.5 (SM 2320B-2011)	38		5.0	2.2	mg/L			08/04/23 20:52	1
Bicarbonate Alkalinity as CaCO3 (SM 2320B-2011)	38		5.0	5.0	mg/L			08/04/23 20:52	1
Carbonate Alkalinity as CaCO3 (SM 2320B-2011)	<5.0		5.0	5.0	mg/L			08/04/23 20:52	1
Total Dissolved Solids (SM 2540C-2011)	98		10	10	mg/L			08/08/23 10:31	1

QC Sample Results

Client: Southern Company
Project/Site: CCR - Plant Scherer PAC Ash Cell

Job ID: 680-238572-1

Method: 300.0-1993 R2.1 - Anions, Ion Chromatography

Lab Sample ID: MB 680-792665/2
Matrix: Water
Analysis Batch: 792665

Client Sample ID: Method Blank
Prep Type: Total/NA

Analyte	MB Result	MB Qualifier	RL	MDL	Unit	D	Prepared	Analyzed	Dil Fac
Chloride	<0.20		1.0	0.20	mg/L			08/10/23 08:37	1
Fluoride	<0.040		0.10	0.040	mg/L			08/10/23 08:37	1
Sulfate	<0.40		1.0	0.40	mg/L			08/10/23 08:37	1

Lab Sample ID: LCS 680-792665/4
Matrix: Water
Analysis Batch: 792665

Client Sample ID: Lab Control Sample
Prep Type: Total/NA

Analyte	Spike Added	LCS Result	LCS Qualifier	Unit	D	%Rec	%Rec Limits
Chloride	10.0	10.0		mg/L		100	90 - 110
Fluoride	2.00	2.15		mg/L		108	90 - 110
Sulfate	10.0	10.4		mg/L		104	90 - 110

Lab Sample ID: LCSD 680-792665/5
Matrix: Water
Analysis Batch: 792665

Client Sample ID: Lab Control Sample Dup
Prep Type: Total/NA

Analyte	Spike Added	LCSD Result	LCSD Qualifier	Unit	D	%Rec	%Rec Limits	RPD	RPD Limit
Chloride	10.0	10.0		mg/L		100	90 - 110	0	15
Fluoride	2.00	2.14		mg/L		107	90 - 110	1	15
Sulfate	10.0	10.3		mg/L		103	90 - 110	1	15

Lab Sample ID: 680-238571-H-2 MS
Matrix: Water
Analysis Batch: 792665

Client Sample ID: Matrix Spike
Prep Type: Total/NA

Analyte	Sample Result	Sample Qualifier	Spike Added	MS Result	MS Qualifier	Unit	D	%Rec	%Rec Limits
Chloride	13		10.0	23.0		mg/L		103	80 - 120
Fluoride	<0.040		2.00	2.14		mg/L		107	80 - 120
Sulfate	100		10.0	114	4	mg/L		88	80 - 120

Lab Sample ID: 680-238571-H-2 MSD
Matrix: Water
Analysis Batch: 792665

Client Sample ID: Matrix Spike Duplicate
Prep Type: Total/NA

Analyte	Sample Result	Sample Qualifier	Spike Added	MSD Result	MSD Qualifier	Unit	D	%Rec	%Rec Limits	RPD	RPD Limit
Chloride	13		10.0	22.8		mg/L		101	80 - 120	1	15
Fluoride	<0.040		2.00	2.12		mg/L		106	80 - 120	1	15
Sulfate	100		10.0	113	4	mg/L		86	80 - 120	0	15

Method: 6020B - Metals (ICP/MS)

Lab Sample ID: MB 680-791700/1-A
Matrix: Water
Analysis Batch: 792029

Client Sample ID: Method Blank
Prep Type: Total Recoverable
Prep Batch: 791700

Analyte	MB Result	MB Qualifier	RL	MDL	Unit	D	Prepared	Analyzed	Dil Fac
Antimony	<0.00034		0.0020	0.00034	mg/L		08/04/23 05:48	08/05/23 13:36	1
Arsenic	<0.00086		0.0010	0.00086	mg/L		08/04/23 05:48	08/05/23 13:36	1
Barium	<0.00089		0.010	0.00089	mg/L		08/04/23 05:48	08/05/23 13:36	1

Eurofins Savannah

QC Sample Results

Client: Southern Company
 Project/Site: CCR - Plant Scherer PAC Ash Cell

Job ID: 680-238572-1

Method: 6020B - Metals (ICP/MS) (Continued)

Lab Sample ID: MB 680-791700/1-A
Matrix: Water
Analysis Batch: 792029

Client Sample ID: Method Blank
Prep Type: Total Recoverable
Prep Batch: 791700

Analyte	MB	MB	RL	MDL	Unit	D	Prepared	Analyzed	Dil Fac
	Result	Qualifier							
Beryllium	<0.00020		0.0025	0.00020	mg/L		08/04/23 05:48	08/05/23 13:36	1
Cadmium	<0.000078		0.0025	0.000078	mg/L		08/04/23 05:48	08/05/23 13:36	1
Calcium	<0.14		0.50	0.14	mg/L		08/04/23 05:48	08/05/23 13:36	1
Chromium	<0.0012		0.0020	0.0012	mg/L		08/04/23 05:48	08/05/23 13:36	1
Cobalt	<0.00022		0.0025	0.00022	mg/L		08/04/23 05:48	08/05/23 13:36	1
Copper	<0.0011		0.0020	0.0011	mg/L		08/04/23 05:48	08/05/23 13:36	1
Lead	<0.00021		0.0010	0.00021	mg/L		08/04/23 05:48	08/05/23 13:36	1
Magnesium	<0.023		0.50	0.023	mg/L		08/04/23 05:48	08/05/23 13:36	1
Nickel	<0.00042		0.0010	0.00042	mg/L		08/04/23 05:48	08/05/23 13:36	1
Potassium	<0.044		0.50	0.044	mg/L		08/04/23 05:48	08/05/23 13:36	1
Selenium	<0.00099		0.0050	0.00099	mg/L		08/04/23 05:48	08/05/23 13:36	1
Silver	<0.00039		0.0010	0.00039	mg/L		08/04/23 05:48	08/05/23 13:36	1
Sodium	<0.20		0.50	0.20	mg/L		08/04/23 05:48	08/05/23 13:36	1
Thallium	<0.00026		0.0010	0.00026	mg/L		08/04/23 05:48	08/05/23 13:36	1
Vanadium	<0.00063		0.0020	0.00063	mg/L		08/04/23 05:48	08/05/23 13:36	1
Zinc	<0.0028		0.0050	0.0028	mg/L		08/04/23 05:48	08/05/23 13:36	1

Lab Sample ID: MB 680-791700/1-A
Matrix: Water
Analysis Batch: 792230

Client Sample ID: Method Blank
Prep Type: Total Recoverable
Prep Batch: 791700

Analyte	MB	MB	RL	MDL	Unit	D	Prepared	Analyzed	Dil Fac
	Result	Qualifier							
Boron	<0.022		0.080	0.022	mg/L		08/04/23 05:48	08/07/23 14:12	1

Lab Sample ID: LCS 680-791700/2-A
Matrix: Water
Analysis Batch: 792029

Client Sample ID: Lab Control Sample
Prep Type: Total Recoverable
Prep Batch: 791700

Analyte	Spike Added	LCS	LCS	Unit	D	%Rec	%Rec Limits
		Result	Qualifier				
Antimony	0.0500	0.0477		mg/L		95	80 - 120
Arsenic	0.100	0.0996		mg/L		100	80 - 120
Barium	0.100	0.0974		mg/L		97	80 - 120
Beryllium	0.0500	0.0480		mg/L		96	80 - 120
Cadmium	0.0500	0.0452		mg/L		90	80 - 120
Calcium	5.00	5.04		mg/L		101	80 - 120
Chromium	0.100	0.101		mg/L		101	80 - 120
Cobalt	0.0500	0.0515		mg/L		103	80 - 120
Copper	0.100	0.0995		mg/L		100	80 - 120
Lead	0.500	0.509		mg/L		102	80 - 120
Magnesium	5.00	4.74		mg/L		95	80 - 120
Nickel	0.100	0.0986		mg/L		99	80 - 120
Potassium	7.00	6.90		mg/L		99	80 - 120
Selenium	0.100	0.102		mg/L		102	80 - 120
Silver	0.0500	0.0484		mg/L		97	80 - 120
Sodium	5.00	5.18		mg/L		104	80 - 120
Thallium	0.0500	0.0457		mg/L		91	80 - 120
Vanadium	0.100	0.0986		mg/L		99	80 - 120
Zinc	0.100	0.0993		mg/L		99	80 - 120

QC Sample Results

Client: Southern Company
 Project/Site: CCR - Plant Scherer PAC Ash Cell

Job ID: 680-238572-1

Method: 6020B - Metals (ICP/MS) (Continued)

Lab Sample ID: LCS 680-791700/2-A
Matrix: Water
Analysis Batch: 792230

Client Sample ID: Lab Control Sample
Prep Type: Total Recoverable
Prep Batch: 791700

Analyte	Spike Added	LCS Result	LCS Qualifier	Unit	D	%Rec	%Rec Limits
Boron	0.200	0.199		mg/L		100	80 - 120

Lab Sample ID: 680-238597-C-3-B MS
Matrix: Water
Analysis Batch: 792029

Client Sample ID: Matrix Spike
Prep Type: Total Recoverable
Prep Batch: 791700

Analyte	Sample Result	Sample Qualifier	Spike Added	MS Result	MS Qualifier	Unit	D	%Rec	%Rec Limits
Antimony	0.00048	J	0.0500	0.0442		mg/L		87	75 - 125
Arsenic	0.011		0.100	0.100		mg/L		89	75 - 125
Barium	0.38	F1	0.100	0.415	F1	mg/L		32	75 - 125
Beryllium	<0.00020		0.0500	0.0445		mg/L		89	75 - 125
Cadmium	<0.000078		0.0500	0.0428		mg/L		86	75 - 125
Calcium	75		5.00	68.7	4	mg/L		-125	75 - 125
Chromium	<0.0012		0.100	0.0926		mg/L		93	75 - 125
Cobalt	0.0052		0.0500	0.0509		mg/L		91	75 - 125
Copper	<0.0011		0.100	0.0917		mg/L		92	75 - 125
Lead	0.00054	J	0.500	0.456		mg/L		91	75 - 125
Magnesium	7.9	F1	5.00	10.9	F1	mg/L		61	75 - 125
Nickel	0.0018		0.100	0.0903		mg/L		89	75 - 125
Potassium	11	F1	7.00	16.0	F1	mg/L		67	75 - 125
Selenium	<0.00099		0.100	0.0954		mg/L		95	75 - 125
Silver	<0.00039		0.0500	0.0438		mg/L		88	75 - 125
Sodium	15	F1	5.00	17.3	F1	mg/L		50	75 - 125
Thallium	<0.00026		0.0500	0.0419		mg/L		84	75 - 125
Vanadium	0.0016	J	0.100	0.0906		mg/L		89	75 - 125
Zinc	0.0056		0.100	0.100		mg/L		94	75 - 125

Lab Sample ID: 680-238597-C-3-C MSD
Matrix: Water
Analysis Batch: 792029

Client Sample ID: Matrix Spike Duplicate
Prep Type: Total Recoverable
Prep Batch: 791700

Analyte	Sample Result	Sample Qualifier	Spike Added	MSD Result	MSD Qualifier	Unit	D	%Rec	%Rec Limits	RPD	Limit
Antimony	0.00048	J	0.0500	0.0536		mg/L		106	75 - 125	19	20
Arsenic	0.011		0.100	0.118		mg/L		107	75 - 125	17	20
Barium	0.38	F1	0.100	0.509	F1	mg/L		126	75 - 125	20	20
Beryllium	<0.00020		0.0500	0.0522		mg/L		104	75 - 125	16	20
Cadmium	<0.000078		0.0500	0.0518		mg/L		104	75 - 125	19	20
Calcium	75		5.00	77.9	4	mg/L		60	75 - 125	13	20
Chromium	<0.0012		0.100	0.110		mg/L		110	75 - 125	17	20
Cobalt	0.0052		0.0500	0.0617		mg/L		113	75 - 125	19	20
Copper	<0.0011		0.100	0.111		mg/L		111	75 - 125	19	20
Lead	0.00054	J	0.500	0.551		mg/L		110	75 - 125	19	20
Magnesium	7.9	F1	5.00	13.0		mg/L		103	75 - 125	18	20
Nickel	0.0018		0.100	0.109		mg/L		107	75 - 125	19	20
Potassium	11	F1	7.00	18.9		mg/L		109	75 - 125	17	20
Selenium	<0.00099		0.100	0.108		mg/L		108	75 - 125	13	20
Silver	<0.00039		0.0500	0.0535		mg/L		107	75 - 125	20	20
Sodium	15	F1	5.00	20.0		mg/L		105	75 - 125	15	20
Thallium	<0.00026		0.0500	0.0508		mg/L		102	75 - 125	19	20

Eurofins Savannah

QC Sample Results

Client: Southern Company
 Project/Site: CCR - Plant Scherer PAC Ash Cell

Job ID: 680-238572-1

Method: 6020B - Metals (ICP/MS) (Continued)

Lab Sample ID: 680-238597-C-3-C MSD
 Matrix: Water
 Analysis Batch: 792029

Client Sample ID: Matrix Spike Duplicate
 Prep Type: Total Recoverable
 Prep Batch: 791700

Analyte	Sample	Sample	Spike	MSD		Unit	D	%Rec	%Rec		RPD	Limit
	Result	Qualifier		Result	Qualifier				Limits	RPD		
Vanadium	0.0016	J	0.100	0.110		mg/L		108	75 - 125	19	20	
Zinc	0.0056		0.100	0.112		mg/L		107	75 - 125	12	20	

Method: 7470A - Mercury (CVAA)

Lab Sample ID: MB 680-792328/1-A
 Matrix: Water
 Analysis Batch: 792548

Client Sample ID: Method Blank
 Prep Type: Total/NA
 Prep Batch: 792328

Analyte	MB	MB	RL	MDL	Unit	D	Prepared	Analyzed	Dil Fac
	Result	Qualifier							
Mercury	<0.000080		0.00020	0.00080	mg/L		08/08/23 12:02	08/09/23 09:46	1

Lab Sample ID: LCS 680-792328/2-A
 Matrix: Water
 Analysis Batch: 792548

Client Sample ID: Lab Control Sample
 Prep Type: Total/NA
 Prep Batch: 792328

Analyte	Spike	LCS		Unit	D	%Rec	%Rec	Limits
		Added	Result					
Mercury	0.00250	0.00239		mg/L		96	80 - 120	

Lab Sample ID: 752-10100-C-3-D MS
 Matrix: Water
 Analysis Batch: 792548

Client Sample ID: Matrix Spike
 Prep Type: Total/NA
 Prep Batch: 792328

Analyte	Sample	Sample	Spike	MS		Unit	D	%Rec	%Rec	
	Result	Qualifier		Result	Qualifier				Limits	RPD
Mercury	<0.000080	F1	0.00100	0.000756	F1	mg/L		76	80 - 120	

Lab Sample ID: 752-10100-C-3-E MSD
 Matrix: Water
 Analysis Batch: 792548

Client Sample ID: Matrix Spike Duplicate
 Prep Type: Total/NA
 Prep Batch: 792328

Analyte	Sample	Sample	Spike	MSD		Unit	D	%Rec	%Rec		RPD	Limit
	Result	Qualifier		Result	Qualifier				Limits	RPD		
Mercury	<0.000080	F1	0.00100	0.000785	F1	mg/L		78	80 - 120	4	20	

Method: 2320B-2011 - Alkalinity, Total

Lab Sample ID: MB 680-792058/4
 Matrix: Water
 Analysis Batch: 792058

Client Sample ID: Method Blank
 Prep Type: Total/NA

Analyte	MB	MB	RL	MDL	Unit	D	Prepared	Analyzed	Dil Fac
	Result	Qualifier							
Total Alkalinity as CaCO3 to pH 4.5	<2.2		5.0	2.2	mg/L			08/04/23 20:07	1
Bicarbonate Alkalinity as CaCO3	<5.0		5.0	5.0	mg/L			08/04/23 20:07	1
Carbonate Alkalinity as CaCO3	<5.0		5.0	5.0	mg/L			08/04/23 20:07	1

Lab Sample ID: LCS 680-792058/6
 Matrix: Water
 Analysis Batch: 792058

Client Sample ID: Lab Control Sample
 Prep Type: Total/NA

Analyte	Spike	LCS		Unit	D	%Rec	%Rec	Limits
		Added	Result					
Total Alkalinity as CaCO3 to pH 4.5	250	246		mg/L		99	90 - 112	

Eurofins Savannah

QC Sample Results

Client: Southern Company
 Project/Site: CCR - Plant Scherer PAC Ash Cell

Job ID: 680-238572-1

Method: 2320B-2011 - Alkalinity, Total

Lab Sample ID: LCSD 680-792058/31
 Matrix: Water
 Analysis Batch: 792058

Client Sample ID: Lab Control Sample Dup
 Prep Type: Total/NA

Analyte	Spike Added	LCSD Result	LCSD Qualifier	Unit	D	%Rec	%Rec Limits	RPD	RPD Limit
Total Alkalinity as CaCO3 to pH 4.5	250	247		mg/L		99	90 - 112	0	30

Lab Sample ID: 680-238570-B-2 DU
 Matrix: Water
 Analysis Batch: 792058

Client Sample ID: Duplicate
 Prep Type: Total/NA

Analyte	Sample Result	Sample Qualifier	DU Result	DU Qualifier	Unit	D	RPD	RPD Limit
Total Alkalinity as CaCO3 to pH 4.5	120		121		mg/L		1	30
Bicarbonate Alkalinity as CaCO3	120		121		mg/L		1	30
Carbonate Alkalinity as CaCO3	<5.0		<5.0		mg/L		NC	30

Method: 2540C-2011 - Total Dissolved Solids (Dried at 180 °C)

Lab Sample ID: MB 680-792282/1
 Matrix: Water
 Analysis Batch: 792282

Client Sample ID: Method Blank
 Prep Type: Total/NA

Analyte	MB Result	MB Qualifier	RL	MDL	Unit	D	Prepared	Analyzed	Dil Fac
Total Dissolved Solids	<10		10	10	mg/L			08/08/23 10:31	1

Lab Sample ID: LCS 680-792282/2
 Matrix: Water
 Analysis Batch: 792282

Client Sample ID: Lab Control Sample
 Prep Type: Total/NA

Analyte	Spike Added	LCS Result	LCS Qualifier	Unit	D	%Rec	%Rec Limits	RPD	RPD Limit
Total Dissolved Solids	2380	2400		mg/L		101	80 - 120		

Lab Sample ID: LCSD 680-792282/3
 Matrix: Water
 Analysis Batch: 792282

Client Sample ID: Lab Control Sample Dup
 Prep Type: Total/NA

Analyte	Spike Added	LCSD Result	LCSD Qualifier	Unit	D	%Rec	%Rec Limits	RPD	RPD Limit
Total Dissolved Solids	2380	2400		mg/L		101	80 - 120	0	25

Lab Sample ID: 680-238571-C-2 DU
 Matrix: Water
 Analysis Batch: 792282

Client Sample ID: Duplicate
 Prep Type: Total/NA

Analyte	Sample Result	Sample Qualifier	DU Result	DU Qualifier	Unit	D	RPD	RPD Limit
Total Dissolved Solids	220		221		mg/L		1	5

QC Association Summary

Client: Southern Company
 Project/Site: CCR - Plant Scherer PAC Ash Cell

Job ID: 680-238572-1

HPLC/IC

Analysis Batch: 792665

Lab Sample ID	Client Sample ID	Prep Type	Matrix	Method	Prep Batch
680-238572-1	SCH-GWA-21	Total/NA	Water	300.0-1993 R2.1	
MB 680-792665/2	Method Blank	Total/NA	Water	300.0-1993 R2.1	
LCS 680-792665/4	Lab Control Sample	Total/NA	Water	300.0-1993 R2.1	
LCSD 680-792665/5	Lab Control Sample Dup	Total/NA	Water	300.0-1993 R2.1	
680-238571-H-2 MS	Matrix Spike	Total/NA	Water	300.0-1993 R2.1	
680-238571-H-2 MSD	Matrix Spike Duplicate	Total/NA	Water	300.0-1993 R2.1	

Metals

Prep Batch: 791700

Lab Sample ID	Client Sample ID	Prep Type	Matrix	Method	Prep Batch
680-238572-1	SCH-GWA-21	Total Recoverable	Water	3005A	
MB 680-791700/1-A	Method Blank	Total Recoverable	Water	3005A	
LCS 680-791700/2-A	Lab Control Sample	Total Recoverable	Water	3005A	
680-238597-C-3-B MS	Matrix Spike	Total Recoverable	Water	3005A	
680-238597-C-3-C MSD	Matrix Spike Duplicate	Total Recoverable	Water	3005A	

Analysis Batch: 792029

Lab Sample ID	Client Sample ID	Prep Type	Matrix	Method	Prep Batch
680-238572-1	SCH-GWA-21	Total Recoverable	Water	6020B	791700
MB 680-791700/1-A	Method Blank	Total Recoverable	Water	6020B	791700
LCS 680-791700/2-A	Lab Control Sample	Total Recoverable	Water	6020B	791700
680-238597-C-3-B MS	Matrix Spike	Total Recoverable	Water	6020B	791700
680-238597-C-3-C MSD	Matrix Spike Duplicate	Total Recoverable	Water	6020B	791700

Analysis Batch: 792230

Lab Sample ID	Client Sample ID	Prep Type	Matrix	Method	Prep Batch
680-238572-1	SCH-GWA-21	Total Recoverable	Water	6020B	791700
MB 680-791700/1-A	Method Blank	Total Recoverable	Water	6020B	791700
LCS 680-791700/2-A	Lab Control Sample	Total Recoverable	Water	6020B	791700

Prep Batch: 792328

Lab Sample ID	Client Sample ID	Prep Type	Matrix	Method	Prep Batch
680-238572-1	SCH-GWA-21	Total/NA	Water	7470A	
MB 680-792328/1-A	Method Blank	Total/NA	Water	7470A	
LCS 680-792328/2-A	Lab Control Sample	Total/NA	Water	7470A	
752-10100-C-3-D MS	Matrix Spike	Total/NA	Water	7470A	
752-10100-C-3-E MSD	Matrix Spike Duplicate	Total/NA	Water	7470A	

Analysis Batch: 792548

Lab Sample ID	Client Sample ID	Prep Type	Matrix	Method	Prep Batch
680-238572-1	SCH-GWA-21	Total/NA	Water	7470A	792328
MB 680-792328/1-A	Method Blank	Total/NA	Water	7470A	792328
LCS 680-792328/2-A	Lab Control Sample	Total/NA	Water	7470A	792328
752-10100-C-3-D MS	Matrix Spike	Total/NA	Water	7470A	792328
752-10100-C-3-E MSD	Matrix Spike Duplicate	Total/NA	Water	7470A	792328

General Chemistry

Analysis Batch: 792058

Lab Sample ID	Client Sample ID	Prep Type	Matrix	Method	Prep Batch
680-238572-1	SCH-GWA-21	Total/NA	Water	2320B-2011	

Eurofins Savannah

QC Association Summary

Client: Southern Company
Project/Site: CCR - Plant Scherer PAC Ash Cell

Job ID: 680-238572-1

General Chemistry (Continued)

Analysis Batch: 792058 (Continued)

Lab Sample ID	Client Sample ID	Prep Type	Matrix	Method	Prep Batch
MB 680-792058/4	Method Blank	Total/NA	Water	2320B-2011	
LCS 680-792058/6	Lab Control Sample	Total/NA	Water	2320B-2011	
LCSD 680-792058/31	Lab Control Sample Dup	Total/NA	Water	2320B-2011	
680-238570-B-2 DU	Duplicate	Total/NA	Water	2320B-2011	

Analysis Batch: 792282

Lab Sample ID	Client Sample ID	Prep Type	Matrix	Method	Prep Batch
680-238572-1	SCH-GWA-21	Total/NA	Water	2540C-2011	
MB 680-792282/1	Method Blank	Total/NA	Water	2540C-2011	
LCS 680-792282/2	Lab Control Sample	Total/NA	Water	2540C-2011	
LCSD 680-792282/3	Lab Control Sample Dup	Total/NA	Water	2540C-2011	
680-238571-C-2 DU	Duplicate	Total/NA	Water	2540C-2011	

Lab Chronicle

Client: Southern Company
 Project/Site: CCR - Plant Scherer PAC Ash Cell

Job ID: 680-238572-1

Client Sample ID: SCH-GWA-21

Lab Sample ID: 680-238572-1

Date Collected: 08/02/23 16:59

Matrix: Water

Date Received: 08/03/23 11:30

Prep Type	Batch Type	Batch Method	Run	Dil Factor	Initial Amount	Final Amount	Batch Number	Prepared or Analyzed	Analyst	Lab
Total/NA	Analysis	300.0-1993 R2.1		1	5 mL	5 mL	792665	08/10/23 10:17	UI	EET SAV
Instrument ID: CICK										
Total Recoverable	Prep	3005A			25 mL	125 mL	791700	08/04/23 05:48	RR	EET SAV
Total Recoverable	Analysis	6020B		1			792029	08/05/23 14:05	BWR	EET SAV
Instrument ID: ICPMSC										
Total Recoverable	Prep	3005A			25 mL	125 mL	791700	08/04/23 05:48	RR	EET SAV
Total Recoverable	Analysis	6020B		1			792230	08/07/23 14:40	BWR	EET SAV
Instrument ID: ICPMSC										
Total/NA	Prep	7470A			50 mL	50 mL	792328	08/08/23 12:02	DW	EET SAV
Total/NA	Analysis	7470A		1			792548	08/09/23 10:17	BJB	EET SAV
Instrument ID: QuickTrace2										
Total/NA	Analysis	2320B-2011		1			792058	08/04/23 20:52	PG	EET SAV
Instrument ID: MANTECH 2										
Total/NA	Analysis	2540C-2011		1	200 mL	200 mL	792282	08/08/23 10:31	PG	EET SAV
Instrument ID: NOEQUIP										

Laboratory References:

EET SAV = Eurofins Savannah, 5102 LaRoche Avenue, Savannah, GA 31404, TEL (912)354-7858

Accreditation/Certification Summary

Client: Southern Company
Project/Site: CCR - Plant Scherer PAC Ash Cell

Job ID: 680-238572-1

Laboratory: Eurofins Savannah

The accreditations/certifications listed below are applicable to this report.

Authority	Program	Identification Number	Expiration Date
Florida	NELAP	E87052	06-30-24
Georgia	State	E87052	06-30-24

- 1
- 2
- 3
- 4
- 5
- 6
- 7
- 8
- 9
- 10
- 11
- 12

Method Summary

Client: Southern Company
Project/Site: CCR - Plant Scherer PAC Ash Cell

Job ID: 680-238572-1


Method	Method Description	Protocol	Laboratory
300.0-1993 R2.1	Anions, Ion Chromatography	MCAWW	EET SAV
6020B	Metals (ICP/MS)	SW846	EET SAV
7470A	Mercury (CVAA)	SW846	EET SAV
2320B-2011	Alkalinity, Total	SM	EET SAV
2540C-2011	Total Dissolved Solids (Dried at 180 °C)	SM	EET SAV
3005A	Preparation, Total Recoverable or Dissolved Metals	SW846	EET SAV
7470A	Preparation, Mercury	SW846	EET SAV

Protocol References:

- MCAWW = "Methods For Chemical Analysis Of Water And Wastes", EPA-600/4-79-020, March 1983 And Subsequent Revisions.
- SM = "Standard Methods For The Examination Of Water And Wastewater"
- SW846 = "Test Methods For Evaluating Solid Waste, Physical/Chemical Methods", Third Edition, November 1986 And Its Updates.

Laboratory References:

- EET SAV = Eurofins Savannah, 5102 LaRoche Avenue, Savannah, GA 31404, TEL (912)354-7858



TestAmerica Pittsburgh

301 Alpha Drive
 RIDC Park
 Pittsburgh, PA 15238-2907
 phone 412 963 7058 fax 412 963 2468

Chain of Custody Record

TestAmerica

THE LEADER IN ENVIRONMENTAL TESTING

TestAmerica Laboratories, Inc.

Regulatory Program: DW NPDES RCRA Other


Client Contact		Project Manager Dawn Prell		Site Contact Dawn Prell		Date 08/02/2023		COC No	
Joju Abraham		Tel/Fax: 248-536-5445		Lab Contact: David Fuller		Carrier:		___1___ of ___1___ COCs	
Southern Company		Analysis Turnaround Time		Filtered Sample (Y/N) Perform MS / MSD (Y / N) 6020, 7470A, As, Ba, B, Be, Ca, Cd, Cr, Co, Cu, Pb, Hg, Ni, Sb, Se, Ag, Ti, Vn, Zn Cations Na, Mg, K Cl, F, So4, TDS Alkalinity (total, CO3, HCO3)				Sampler:	
241 Ralph McGill Blvd SE B10185		<input checked="" type="checkbox"/> CALENDAR DAYS <input type="checkbox"/> WORKING DAYS						For Lab Use Only	
Atlanta, GA 30308		TAT if different from Below ___3-5 days___						Walk-in Client	
JAbraham@southernco.com		<input type="checkbox"/> 2 weeks						Lab Sampling	
Project Name: CCR - Plant Scherer PAC Ash Cell		<input type="checkbox"/> 1 week						Job / SDG No	
Site Georgia		<input type="checkbox"/> 2 days							
Project # 31406440.022		<input type="checkbox"/> 1 day							
Sample Identification			Sample Date	Sample Time	Sample Type (C=Comp, G=Grab)	Matrix	# of Cont.	Sample Specific Notes	
SCH-GWA-21			8/2/2023	16 59	G	WG	4		

Preservation Used: 1= Ice, 2= HCl; 3= H2SO4; 4=HNO3; 5=NaOH; 6= Other _____

Possible Hazard Identification:
 Are any samples from a listed EPA Hazardous Waste? Please List any EPA Waste Codes for the sample in the Comments Section if the lab is to dispose of the sample

Non-Hazard Flammable Skin Irritant Poison B Unknown

Sample Disposal (A fee may be assessed) Return to Client Disposal by Lab Archive for _____ Months



Special Instructions/QC Requirements & Comments: SCH-CCR-ASSMT-2023S2

5.2/5.0

Custody Seals Intact <input type="checkbox"/> Yes <input type="checkbox"/> No		Custody Seal No		Cooler Temp (°C) Obs'd _____ Corr'd _____ Therm ID No _____	
Relinquished by <u>MARK MANN</u> <i>[Signature]</i>		Company <u>WSP</u>		Date/Time <u>08/03/23</u> <u>0800</u>	
Relinquished by _____		Company _____		Received by: <u>MICK GEMMIE</u>	
Relinquished by _____		Company _____		Date/Time _____	
Relinquished by _____		Company _____		Received in Laboratory by: <u>[Signature]</u>	
Relinquished by _____		Company _____		Date/Time <u>8-3-23</u> <u>1130</u>	

Login Sample Receipt Checklist

Client: Southern Company

Job Number: 680-238572-1

Login Number: 238572

List Number: 1

Creator: Sims, Robert D

List Source: Eurofins Savannah

Question	Answer	Comment
Radioactivity wasn't checked or is <=/ background as measured by a survey meter.	N/A	
The cooler's custody seal, if present, is intact.	True	
Sample custody seals, if present, are intact.	True	
The cooler or samples do not appear to have been compromised or tampered with.	True	
Samples were received on ice.	True	
Cooler Temperature is acceptable.	True	
Cooler Temperature is recorded.	True	
COC is present.	True	
COC is filled out in ink and legible.	True	
COC is filled out with all pertinent information.	True	
Is the Field Sampler's name present on COC?	True	
There are no discrepancies between the containers received and the COC.	True	
Samples are received within Holding Time (excluding tests with immediate HTs)	True	
Sample containers have legible labels.	True	
Containers are not broken or leaking.	True	
Sample collection date/times are provided.	True	
Appropriate sample containers are used.	True	
Sample bottles are completely filled.	True	
Sample Preservation Verified.	N/A	
There is sufficient vol. for all requested analyses, incl. any requested MS/MSDs	True	
Containers requiring zero headspace have no headspace or bubble is <6mm (1/4").	N/A	
Multiphasic samples are not present.	True	
Samples do not require splitting or compositing.	True	
Residual Chlorine Checked.	N/A	



ANALYTICAL REPORT

PREPARED FOR

Attn: Joju Abraham
Southern Company
241 Ralph McGill Blvd SE
B10185
Atlanta, Georgia 30308

Generated 11/13/2023 4:56:38 PM Revision 1

JOB DESCRIPTION

CCR - Plant Scherer PAC Ash Cell

JOB NUMBER

680-238693-1

Eurofins Savannah

Job Notes

This report may not be reproduced except in full, and with written approval from the laboratory. The results relate only to the samples tested. For questions please contact the Project Manager at the e-mail address or telephone number listed on this page.

The test results in this report relate only to the samples as received by the laboratory and will meet all requirements of the methodology, with any exceptions noted. This report shall not be reproduced except in full, without the express written approval of the laboratory. All questions should be directed to the Eurofins Environment Testing Southeast, LLC Project Manager.

Authorization



Authorized for release by
David Fuller, Project Manager
David.Fuller@et.eurofinsus.com
(770)344-8986

Generated
11/13/2023 4:56:38 PM
Revision 1

Definitions/Glossary

Client: Southern Company
Project/Site: CCR - Plant Scherer PAC Ash Cell

Job ID: 680-238693-1

Qualifiers

HPLC/IC

Qualifier	Qualifier Description
4	MS, MSD: The analyte present in the original sample is greater than 4 times the matrix spike concentration; therefore, control limits are not applicable.
J	Result is less than the RL but greater than or equal to the MDL and the concentration is an approximate value.

Metals

Qualifier	Qualifier Description
4	MS, MSD: The analyte present in the original sample is greater than 4 times the matrix spike concentration; therefore, control limits are not applicable.
B	Compound was found in the blank and sample.
J	Result is less than the RL but greater than or equal to the MDL and the concentration is an approximate value.

General Chemistry

Qualifier	Qualifier Description
J	Result is less than the RL but greater than or equal to the MDL and the concentration is an approximate value.

Glossary


Abbreviation	These commonly used abbreviations may or may not be present in this report.
α	Listed under the "D" column to designate that the result is reported on a dry weight basis
%R	Percent Recovery
CFL	Contains Free Liquid
CFU	Colony Forming Unit
CNF	Contains No Free Liquid
DER	Duplicate Error Ratio (normalized absolute difference)
Dil Fac	Dilution Factor
DL	Detection Limit (DoD/DOE)
DL, RA, RE, IN	Indicates a Dilution, Re-analysis, Re-extraction, or additional Initial metals/anion analysis of the sample
DLC	Decision Level Concentration (Radiochemistry)
EDL	Estimated Detection Limit (Dioxin)
LOD	Limit of Detection (DoD/DOE)
LOQ	Limit of Quantitation (DoD/DOE)
MCL	EPA recommended "Maximum Contaminant Level"
MDA	Minimum Detectable Activity (Radiochemistry)
MDC	Minimum Detectable Concentration (Radiochemistry)
MDL	Method Detection Limit
ML	Minimum Level (Dioxin)
MPN	Most Probable Number
MQL	Method Quantitation Limit
NC	Not Calculated
ND	Not Detected at the reporting limit (or MDL or EDL if shown)
NEG	Negative / Absent
POS	Positive / Present
PQL	Practical Quantitation Limit
PRES	Presumptive
QC	Quality Control
RER	Relative Error Ratio (Radiochemistry)
RL	Reporting Limit or Requested Limit (Radiochemistry)
RPD	Relative Percent Difference, a measure of the relative difference between two points
TEF	Toxicity Equivalent Factor (Dioxin)
TEQ	Toxicity Equivalent Quotient (Dioxin)
TNTC	Too Numerous To Count

Sample Summary

Client: Southern Company
Project/Site: CCR - Plant Scherer PAC Ash Cell

Job ID: 680-238693-1

Lab Sample ID	Client Sample ID	Matrix	Collected	Received
680-238693-1	SCH-GWA-22	Water	08/03/23 17:24	08/05/23 08:00
680-238693-2	SCH-GWC-29	Water	08/03/23 14:40	08/05/23 08:00
680-238693-3	SCH-GWA-45	Water	08/03/23 09:57	08/05/23 08:00
680-238693-4	SCH-GWA-46	Water	08/03/23 10:38	08/05/23 08:00
680-238693-5	SCH-GWA-47	Water	08/03/23 12:20	08/05/23 08:00
680-238693-6	SCH-GWA-48	Water	08/03/23 12:57	08/05/23 08:00
680-238693-7	SCH-GWA-49	Water	08/03/23 10:50	08/05/23 08:00
680-238693-8	SCH-GWC-50	Water	08/03/23 13:16	08/05/23 08:00
680-238693-9	SCH-GWC-51	Water	08/03/23 13:00	08/05/23 08:00
680-238693-10	SCH-GWC-52	Water	08/03/23 14:20	08/05/23 08:00
680-238693-11	SCH-GWC-53	Water	08/03/23 11:24	08/05/23 08:00
680-238693-12	SCH-PAC-FD-6	Water	08/03/23 00:00	08/05/23 08:00
680-238693-16	SCH-PAC-FD-7	Water	08/03/23 00:00	08/05/23 08:00
680-238693-17	SCH-PAC-EB-6	Water	08/03/23 14:35	08/05/23 08:00
680-238693-18	SCH-PAC-EB-7	Water	08/03/23 11:00	08/05/23 08:00
680-238693-19	SCH-PAC-FB-6	Water	08/03/23 11:00	08/05/23 08:00
680-238693-20	SCH-PAC-FB-7	Water	08/03/23 12:40	08/05/23 08:00



Case Narrative

Client: Southern Company
Project/Site: CCR - Plant Scherer PAC Ash Cell

Job ID: 680-238693-1

Job ID: 680-238693-1

Laboratory: Eurofins Savannah

Narrative

**Job Narrative
680-238693-1**

Revision

The report being provided is a revision of the original report sent on 8/15/2023. The report (revision 1) is being revised in order to correct a data transcription error for Bicarbonate Alkalinity on sample: SCH-GWC-50 (680-238693-8).

Receipt

The samples were received on 8/5/2023 8:00 AM. Unless otherwise noted below, the samples arrived in good condition, and, where required, properly preserved and on ice. The temperature of the cooler at receipt time was 2.5°C

HPLC/IC

No additional analytical or quality issues were noted, other than those described above or in the Definitions/ Glossary page.


Metals

No additional analytical or quality issues were noted, other than those described above or in the Definitions/ Glossary page.

General Chemistry

Method 2540C: A lesser volume of sample was used for the following samples due to the nature of the sample matrix resulting in elevated reporting limits: SCH-GWA-45 (680-238693-3), SCH-GWC-53 (680-238693-11) and SCH-PAC-FD-6 (680-238493-12).

No additional analytical or quality issues were noted, other than those described above or in the Definitions/ Glossary page.



Client Sample Results

Client: Southern Company
 Project/Site: CCR - Plant Scherer PAC Ash Cell

Job ID: 680-238693-1

Client Sample ID: SCH-GWA-22

Lab Sample ID: 680-238693-1

Date Collected: 08/03/23 17:24

Matrix: Water

Date Received: 08/05/23 08:00

Method: MCAWW 300.0-1993 R2.1 - Anions, Ion Chromatography

Analyte	Result	Qualifier	RL	MDL	Unit	D	Prepared	Analyzed	Dil Fac
Sulfate	<0.40		1.0	0.40	mg/L			08/12/23 21:01	1
Fluoride	0.042	J	0.10	0.040	mg/L			08/12/23 21:01	1
Chloride	1.8		1.0	0.20	mg/L			08/12/23 21:01	1

Method: SW846 6020B - Metals (ICP/MS) - Total Recoverable

Analyte	Result	Qualifier	RL	MDL	Unit	D	Prepared	Analyzed	Dil Fac
Antimony	<0.00034		0.0020	0.00034	mg/L		08/07/23 12:18	08/08/23 21:26	1
Arsenic	<0.00086		0.0010	0.00086	mg/L		08/07/23 12:18	08/08/23 21:26	1
Barium	0.018		0.010	0.00089	mg/L		08/07/23 12:18	08/08/23 21:26	1
Beryllium	<0.00020		0.0025	0.00020	mg/L		08/07/23 12:18	08/08/23 21:26	1
Boron	<0.022		0.080	0.022	mg/L		08/07/23 12:18	08/10/23 14:40	1
Cadmium	<0.000078		0.0025	0.000078	mg/L		08/07/23 12:18	08/08/23 21:26	1
Calcium	9.6		0.50	0.14	mg/L		08/07/23 12:18	08/08/23 21:26	1
Chromium	0.0089		0.0020	0.0012	mg/L		08/07/23 12:18	08/08/23 21:26	1
Cobalt	<0.00022		0.0025	0.00022	mg/L		08/07/23 12:18	08/08/23 21:26	1
Copper	<0.0011		0.0020	0.0011	mg/L		08/07/23 12:18	08/08/23 21:26	1
Lead	<0.00021		0.0010	0.00021	mg/L		08/07/23 12:18	08/08/23 21:26	1
Magnesium	3.6		0.50	0.023	mg/L		08/07/23 12:18	08/08/23 21:26	1
Nickel	0.00067	J	0.0010	0.00042	mg/L		08/07/23 12:18	08/08/23 21:26	1
Potassium	0.75		0.50	0.044	mg/L		08/07/23 12:18	08/08/23 21:26	1
Selenium	<0.00099		0.0050	0.00099	mg/L		08/07/23 12:18	08/08/23 21:26	1
Silver	<0.00039		0.0010	0.00039	mg/L		08/07/23 12:18	08/08/23 21:26	1
Sodium	5.0		0.50	0.20	mg/L		08/07/23 12:18	08/08/23 21:26	1
Thallium	<0.00026		0.0010	0.00026	mg/L		08/07/23 12:18	08/08/23 21:26	1
Vanadium	0.0037		0.0020	0.00063	mg/L		08/07/23 12:18	08/08/23 21:26	1
Zinc	<0.0028		0.0050	0.0028	mg/L		08/07/23 12:18	08/08/23 21:26	1

Method: SW846 7470A - Mercury (CVAA)

Analyte	Result	Qualifier	RL	MDL	Unit	D	Prepared	Analyzed	Dil Fac
Mercury	<0.000080		0.00020	0.000080	mg/L		08/08/23 16:17	08/09/23 16:47	1

General Chemistry

Analyte	Result	Qualifier	RL	MDL	Unit	D	Prepared	Analyzed	Dil Fac
Total Alkalinity as CaCO3 to pH 4.5 (SM 2320B-2011)	50		5.0	2.2	mg/L			08/07/23 20:01	1
Bicarbonate Alkalinity as CaCO3 (SM 2320B-2011)	50		5.0	5.0	mg/L			08/07/23 20:01	1
Carbonate Alkalinity as CaCO3 (SM 2320B-2011)	<5.0		5.0	5.0	mg/L			08/07/23 20:01	1
Total Dissolved Solids (SM 2540C-2011)	77		10	10	mg/L			08/09/23 10:51	1

Client Sample ID: SCH-GWC-29

Lab Sample ID: 680-238693-2

Date Collected: 08/03/23 14:40

Matrix: Water

Date Received: 08/05/23 08:00

Method: MCAWW 300.0-1993 R2.1 - Anions, Ion Chromatography

Analyte	Result	Qualifier	RL	MDL	Unit	D	Prepared	Analyzed	Dil Fac
Sulfate	1.7		1.0	0.40	mg/L			08/12/23 21:14	1
Fluoride	0.060	J	0.10	0.040	mg/L			08/12/23 21:14	1
Chloride	3.3		1.0	0.20	mg/L			08/12/23 21:14	1

Eurofins Savannah

Client Sample Results

Client: Southern Company
 Project/Site: CCR - Plant Scherer PAC Ash Cell

Job ID: 680-238693-1

Client Sample ID: SCH-GWC-29

Lab Sample ID: 680-238693-2

Date Collected: 08/03/23 14:40

Matrix: Water

Date Received: 08/05/23 08:00

Method: SW846 6020B - Metals (ICP/MS) - Total Recoverable

Analyte	Result	Qualifier	RL	MDL	Unit	D	Prepared	Analyzed	Dil Fac
Antimony	<0.00034		0.0020	0.00034	mg/L		08/07/23 13:09	08/08/23 21:54	1
Arsenic	<0.00086		0.0010	0.00086	mg/L		08/07/23 13:09	08/08/23 21:54	1
Barium	0.019	B	0.010	0.00089	mg/L		08/07/23 13:09	08/08/23 21:54	1
Beryllium	<0.00020		0.0025	0.00020	mg/L		08/07/23 13:09	08/08/23 21:54	1
Boron	0.025	J	0.080	0.022	mg/L		08/07/23 13:09	08/08/23 21:54	1
Cadmium	<0.000078		0.0025	0.000078	mg/L		08/07/23 13:09	08/08/23 21:54	1
Calcium	18		0.50	0.14	mg/L		08/07/23 13:09	08/08/23 21:54	1
Chromium	<0.0012		0.0020	0.0012	mg/L		08/07/23 13:09	08/08/23 21:54	1
Cobalt	<0.00022		0.0025	0.00022	mg/L		08/07/23 13:09	08/08/23 21:54	1
Copper	<0.0011		0.0020	0.0011	mg/L		08/07/23 13:09	08/08/23 21:54	1
Lead	<0.00021		0.0010	0.00021	mg/L		08/07/23 13:09	08/08/23 21:54	1
Magnesium	10		0.50	0.023	mg/L		08/07/23 13:09	08/08/23 21:54	1
Nickel	0.0031		0.0010	0.00042	mg/L		08/07/23 13:09	08/08/23 21:54	1
Potassium	0.74		0.50	0.044	mg/L		08/07/23 13:09	08/08/23 21:54	1
Selenium	<0.00099		0.0050	0.00099	mg/L		08/07/23 13:09	08/08/23 21:54	1
Silver	<0.00039		0.0010	0.00039	mg/L		08/07/23 13:09	08/08/23 21:54	1
Sodium	5.9		0.50	0.20	mg/L		08/07/23 13:09	08/08/23 21:54	1
Thallium	<0.00026		0.0010	0.00026	mg/L		08/07/23 13:09	08/08/23 21:54	1
Vanadium	0.0050		0.0020	0.00063	mg/L		08/07/23 13:09	08/08/23 21:54	1
Zinc	<0.0028		0.0050	0.0028	mg/L		08/07/23 13:09	08/08/23 21:54	1

Method: SW846 7470A - Mercury (CVAA)

Analyte	Result	Qualifier	RL	MDL	Unit	D	Prepared	Analyzed	Dil Fac
Mercury	<0.000080		0.00020	0.000080	mg/L		08/08/23 16:17	08/09/23 16:49	1

General Chemistry

Analyte	Result	Qualifier	RL	MDL	Unit	D	Prepared	Analyzed	Dil Fac
Total Alkalinity as CaCO3 to pH 4.5 (SM 2320B-2011)	95		5.0	2.2	mg/L			08/07/23 19:43	1
Bicarbonate Alkalinity as CaCO3 (SM 2320B-2011)	95		5.0	5.0	mg/L			08/07/23 19:43	1
Carbonate Alkalinity as CaCO3 (SM 2320B-2011)	150		5.0	5.0	mg/L			08/07/23 19:43	1
Total Dissolved Solids (SM 2540C-2011)	120		10	10	mg/L			08/09/23 10:51	1

Client Sample ID: SCH-GWA-45

Lab Sample ID: 680-238693-3

Date Collected: 08/03/23 09:57

Matrix: Water

Date Received: 08/05/23 08:00

Method: MCAWW 300.0-1993 R2.1 - Anions, Ion Chromatography

Analyte	Result	Qualifier	RL	MDL	Unit	D	Prepared	Analyzed	Dil Fac
Sulfate	170		1.0	0.40	mg/L			08/12/23 21:27	1
Fluoride	<0.040		0.10	0.040	mg/L			08/12/23 21:27	1
Chloride	13		1.0	0.20	mg/L			08/12/23 21:27	1

Method: SW846 6020B - Metals (ICP/MS) - Total Recoverable

Analyte	Result	Qualifier	RL	MDL	Unit	D	Prepared	Analyzed	Dil Fac
Antimony	<0.00034		0.0020	0.00034	mg/L		08/08/23 08:58	08/08/23 17:15	1
Arsenic	<0.00086		0.0010	0.00086	mg/L		08/08/23 08:58	08/08/23 17:15	1
Barium	0.055		0.010	0.00089	mg/L		08/08/23 08:58	08/08/23 17:15	1
Beryllium	<0.00020		0.0025	0.00020	mg/L		08/08/23 08:58	08/08/23 17:15	1

Eurofins Savannah

Client Sample Results

Client: Southern Company
Project/Site: CCR - Plant Scherer PAC Ash Cell

Job ID: 680-238693-1

Client Sample ID: SCH-GWA-45

Lab Sample ID: 680-238693-3

Date Collected: 08/03/23 09:57

Matrix: Water

Date Received: 08/05/23 08:00

Method: SW846 6020B - Metals (ICP/MS) - Total Recoverable (Continued)

Analyte	Result	Qualifier	RL	MDL	Unit	D	Prepared	Analyzed	Dil Fac
Boron	1.1		0.080	0.022	mg/L		08/08/23 08:58	08/10/23 13:02	1
Cadmium	<0.000078		0.0025	0.000078	mg/L		08/08/23 08:58	08/08/23 17:15	1
Calcium	23		0.50	0.14	mg/L		08/08/23 08:58	08/08/23 17:15	1
Chromium	0.0012	J	0.0020	0.0012	mg/L		08/08/23 08:58	08/08/23 17:15	1
Cobalt	0.0011	J	0.0025	0.00022	mg/L		08/08/23 08:58	08/08/23 17:15	1
Copper	<0.0011		0.0020	0.0011	mg/L		08/08/23 08:58	08/08/23 17:15	1
Lead	<0.00021		0.0010	0.00021	mg/L		08/08/23 08:58	08/08/23 17:15	1
Magnesium	10		0.50	0.023	mg/L		08/08/23 08:58	08/08/23 17:15	1
Nickel	0.00067	J	0.0010	0.00042	mg/L		08/08/23 08:58	08/08/23 17:15	1
Potassium	2.5		0.50	0.044	mg/L		08/08/23 08:58	08/08/23 17:15	1
Selenium	<0.00099		0.0050	0.00099	mg/L		08/08/23 08:58	08/08/23 17:15	1
Silver	<0.00039		0.0010	0.00039	mg/L		08/08/23 08:58	08/08/23 17:15	1
Sodium	56		0.50	0.20	mg/L		08/08/23 08:58	08/08/23 17:15	1
Thallium	<0.00026		0.0010	0.00026	mg/L		08/08/23 08:58	08/08/23 17:15	1
Vanadium	0.0012	J	0.0020	0.00063	mg/L		08/08/23 08:58	08/08/23 17:15	1
Zinc	0.0051		0.0050	0.0028	mg/L		08/08/23 08:58	08/08/23 17:15	1

Method: SW846 7470A - Mercury (CVAA)

Analyte	Result	Qualifier	RL	MDL	Unit	D	Prepared	Analyzed	Dil Fac
Mercury	<0.000080		0.00020	0.000080	mg/L		08/08/23 16:17	08/09/23 16:50	1

General Chemistry

Analyte	Result	Qualifier	RL	MDL	Unit	D	Prepared	Analyzed	Dil Fac
Total Alkalinity as CaCO3 to pH 4.5 (SM 2320B-2011)	25		5.0	2.2	mg/L			08/07/23 17:36	1
Bicarbonate Alkalinity as CaCO3 (SM 2320B-2011)	25		5.0	5.0	mg/L			08/07/23 17:36	1
Carbonate Alkalinity as CaCO3 (SM 2320B-2011)	<5.0		5.0	5.0	mg/L			08/07/23 17:36	1
Total Dissolved Solids (SM 2540C-2011)	310		40	40	mg/L			08/09/23 10:51	1

Client Sample ID: SCH-GWA-46

Lab Sample ID: 680-238693-4

Date Collected: 08/03/23 10:38

Matrix: Water

Date Received: 08/05/23 08:00

Method: MCAWW 300.0-1993 R2.1 - Anions, Ion Chromatography

Analyte	Result	Qualifier	RL	MDL	Unit	D	Prepared	Analyzed	Dil Fac
Sulfate	0.49	J	1.0	0.40	mg/L			08/12/23 16:48	1
Fluoride	<0.040		0.10	0.040	mg/L			08/12/23 16:48	1
Chloride	5.2		1.0	0.20	mg/L			08/12/23 16:48	1

Method: SW846 6020B - Metals (ICP/MS) - Total Recoverable

Analyte	Result	Qualifier	RL	MDL	Unit	D	Prepared	Analyzed	Dil Fac
Antimony	<0.00034		0.0020	0.00034	mg/L		08/08/23 08:58	08/08/23 17:19	1
Arsenic	<0.00086		0.0010	0.00086	mg/L		08/08/23 08:58	08/08/23 17:19	1
Barium	0.021		0.010	0.00089	mg/L		08/08/23 08:58	08/08/23 17:19	1
Beryllium	<0.00020		0.0025	0.00020	mg/L		08/08/23 08:58	08/08/23 17:19	1
Boron	0.027	J	0.080	0.022	mg/L		08/08/23 08:58	08/10/23 13:07	1
Cadmium	<0.000078		0.0025	0.000078	mg/L		08/08/23 08:58	08/08/23 17:19	1
Calcium	6.4		0.50	0.14	mg/L		08/08/23 08:58	08/08/23 17:19	1
Chromium	0.0053		0.0020	0.0012	mg/L		08/08/23 08:58	08/08/23 17:19	1

Eurofins Savannah

Client Sample Results

Client: Southern Company
Project/Site: CCR - Plant Scherer PAC Ash Cell

Job ID: 680-238693-1

Client Sample ID: SCH-GWA-46

Lab Sample ID: 680-238693-4

Date Collected: 08/03/23 10:38

Matrix: Water

Date Received: 08/05/23 08:00

Method: SW846 6020B - Metals (ICP/MS) - Total Recoverable (Continued)

Analyte	Result	Qualifier	RL	MDL	Unit	D	Prepared	Analyzed	Dil Fac
Cobalt	<0.00022		0.0025	0.00022	mg/L		08/08/23 08:58	08/08/23 17:19	1
Copper	<0.0011		0.0020	0.0011	mg/L		08/08/23 08:58	08/08/23 17:19	1
Lead	<0.00021		0.0010	0.00021	mg/L		08/08/23 08:58	08/08/23 17:19	1
Magnesium	3.1		0.50	0.023	mg/L		08/08/23 08:58	08/08/23 17:19	1
Nickel	0.00045	J	0.0010	0.00042	mg/L		08/08/23 08:58	08/08/23 17:19	1
Potassium	0.75		0.50	0.044	mg/L		08/08/23 08:58	08/08/23 17:19	1
Selenium	<0.00099		0.0050	0.00099	mg/L		08/08/23 08:58	08/08/23 17:19	1
Silver	<0.00039		0.0010	0.00039	mg/L		08/08/23 08:58	08/08/23 17:19	1
Sodium	4.6		0.50	0.20	mg/L		08/08/23 08:58	08/08/23 17:19	1
Thallium	<0.00026		0.0010	0.00026	mg/L		08/08/23 08:58	08/08/23 17:19	1
Vanadium	0.0026		0.0020	0.00063	mg/L		08/08/23 08:58	08/08/23 17:19	1
Zinc	0.0037	J	0.0050	0.0028	mg/L		08/08/23 08:58	08/08/23 17:19	1

Method: SW846 7470A - Mercury (CVAA)

Analyte	Result	Qualifier	RL	MDL	Unit	D	Prepared	Analyzed	Dil Fac
Mercury	<0.000080		0.00020	0.000080	mg/L		08/08/23 16:17	08/09/23 16:52	1

General Chemistry

Analyte	Result	Qualifier	RL	MDL	Unit	D	Prepared	Analyzed	Dil Fac
Total Alkalinity as CaCO3 to pH 4.5 (SM 2320B-2011)	38		5.0	2.2	mg/L			08/07/23 15:50	1
Bicarbonate Alkalinity as CaCO3 (SM 2320B-2011)	38		5.0	5.0	mg/L			08/07/23 15:50	1
Carbonate Alkalinity as CaCO3 (SM 2320B-2011)	<5.0		5.0	5.0	mg/L			08/07/23 15:50	1
Total Dissolved Solids (SM 2540C-2011)	63		10	10	mg/L			08/09/23 10:51	1

Client Sample ID: SCH-GWA-47

Lab Sample ID: 680-238693-5

Date Collected: 08/03/23 12:20

Matrix: Water

Date Received: 08/05/23 08:00

Method: MCAWW 300.0-1993 R2.1 - Anions, Ion Chromatography

Analyte	Result	Qualifier	RL	MDL	Unit	D	Prepared	Analyzed	Dil Fac
Sulfate	<0.40		1.0	0.40	mg/L			08/12/23 17:01	1
Fluoride	0.047	J	0.10	0.040	mg/L			08/12/23 17:01	1
Chloride	1.6		1.0	0.20	mg/L			08/12/23 17:01	1

Method: SW846 6020B - Metals (ICP/MS) - Total Recoverable

Analyte	Result	Qualifier	RL	MDL	Unit	D	Prepared	Analyzed	Dil Fac
Antimony	<0.00034		0.0020	0.00034	mg/L		08/07/23 13:09	08/08/23 22:14	1
Arsenic	<0.00086		0.0010	0.00086	mg/L		08/07/23 13:09	08/08/23 22:14	1
Barium	0.027	B	0.010	0.00089	mg/L		08/07/23 13:09	08/08/23 22:14	1
Beryllium	<0.00020		0.0025	0.00020	mg/L		08/07/23 13:09	08/08/23 22:14	1
Boron	<0.022		0.080	0.022	mg/L		08/07/23 13:09	08/08/23 22:14	1
Cadmium	<0.000078		0.0025	0.000078	mg/L		08/07/23 13:09	08/08/23 22:14	1
Calcium	13		0.50	0.14	mg/L		08/07/23 13:09	08/08/23 22:14	1
Chromium	0.0092		0.0020	0.0012	mg/L		08/07/23 13:09	08/08/23 22:14	1
Cobalt	<0.00022		0.0025	0.00022	mg/L		08/07/23 13:09	08/08/23 22:14	1
Copper	<0.0011		0.0020	0.0011	mg/L		08/07/23 13:09	08/08/23 22:14	1
Lead	<0.00021		0.0010	0.00021	mg/L		08/07/23 13:09	08/08/23 22:14	1
Magnesium	5.5		0.50	0.023	mg/L		08/07/23 13:09	08/08/23 22:14	1

Eurofins Savannah

Client Sample Results

Client: Southern Company
Project/Site: CCR - Plant Scherer PAC Ash Cell

Job ID: 680-238693-1

Client Sample ID: SCH-GWA-47

Lab Sample ID: 680-238693-5

Date Collected: 08/03/23 12:20

Matrix: Water

Date Received: 08/05/23 08:00

Method: SW846 6020B - Metals (ICP/MS) - Total Recoverable (Continued)

Analyte	Result	Qualifier	RL	MDL	Unit	D	Prepared	Analyzed	Dil Fac
Nickel	<0.00042		0.0010	0.00042	mg/L		08/07/23 13:09	08/08/23 22:14	1
Potassium	0.87		0.50	0.044	mg/L		08/07/23 13:09	08/08/23 22:14	1
Selenium	<0.00099		0.0050	0.00099	mg/L		08/07/23 13:09	08/08/23 22:14	1
Silver	<0.00039		0.0010	0.00039	mg/L		08/07/23 13:09	08/08/23 22:14	1
Sodium	6.8		0.50	0.20	mg/L		08/07/23 13:09	08/08/23 22:14	1
Thallium	<0.00026		0.0010	0.00026	mg/L		08/07/23 13:09	08/08/23 22:14	1
Vanadium	0.0072		0.0020	0.00063	mg/L		08/07/23 13:09	08/08/23 22:14	1
Zinc	<0.0028		0.0050	0.0028	mg/L		08/07/23 13:09	08/08/23 22:14	1

Method: SW846 7470A - Mercury (CVAA)

Analyte	Result	Qualifier	RL	MDL	Unit	D	Prepared	Analyzed	Dil Fac
Mercury	<0.000080		0.00020	0.000080	mg/L		08/08/23 16:17	08/09/23 16:56	1

General Chemistry

Analyte	Result	Qualifier	RL	MDL	Unit	D	Prepared	Analyzed	Dil Fac
Total Alkalinity as CaCO3 to pH 4.5 (SM 2320B-2011)	68		5.0	2.2	mg/L			08/07/23 20:37	1
Bicarbonate Alkalinity as CaCO3 (SM 2320B-2011)	68		5.0	5.0	mg/L			08/07/23 20:37	1
Carbonate Alkalinity as CaCO3 (SM 2320B-2011)	<5.0		5.0	5.0	mg/L			08/07/23 20:37	1
Total Dissolved Solids (SM 2540C-2011)	100		10	10	mg/L			08/09/23 10:51	1

Client Sample ID: SCH-GWA-48

Lab Sample ID: 680-238693-6

Date Collected: 08/03/23 12:57

Matrix: Water

Date Received: 08/05/23 08:00

Method: MCAWW 300.0-1993 R2.1 - Anions, Ion Chromatography

Analyte	Result	Qualifier	RL	MDL	Unit	D	Prepared	Analyzed	Dil Fac
Sulfate	0.94	J	1.0	0.40	mg/L			08/12/23 17:13	1
Fluoride	0.045	J	0.10	0.040	mg/L			08/12/23 17:13	1
Chloride	1.7		1.0	0.20	mg/L			08/12/23 17:13	1

Method: SW846 6020B - Metals (ICP/MS) - Total Recoverable

Analyte	Result	Qualifier	RL	MDL	Unit	D	Prepared	Analyzed	Dil Fac
Antimony	<0.00034		0.0020	0.00034	mg/L		08/07/23 13:09	08/08/23 22:10	1
Arsenic	<0.00086		0.0010	0.00086	mg/L		08/07/23 13:09	08/08/23 22:10	1
Barium	0.013	B	0.010	0.00089	mg/L		08/07/23 13:09	08/08/23 22:10	1
Beryllium	<0.00020		0.0025	0.00020	mg/L		08/07/23 13:09	08/08/23 22:10	1
Boron	0.023	J	0.080	0.022	mg/L		08/07/23 13:09	08/08/23 22:10	1
Cadmium	<0.000078		0.0025	0.000078	mg/L		08/07/23 13:09	08/08/23 22:10	1
Calcium	12		0.50	0.14	mg/L		08/07/23 13:09	08/08/23 22:10	1
Chromium	0.0056		0.0020	0.0012	mg/L		08/07/23 13:09	08/08/23 22:10	1
Cobalt	<0.00022		0.0025	0.00022	mg/L		08/07/23 13:09	08/08/23 22:10	1
Copper	<0.0011		0.0020	0.0011	mg/L		08/07/23 13:09	08/08/23 22:10	1
Lead	<0.00021		0.0010	0.00021	mg/L		08/07/23 13:09	08/08/23 22:10	1
Magnesium	5.1		0.50	0.023	mg/L		08/07/23 13:09	08/08/23 22:10	1
Nickel	<0.00042		0.0010	0.00042	mg/L		08/07/23 13:09	08/08/23 22:10	1
Potassium	0.90		0.50	0.044	mg/L		08/07/23 13:09	08/08/23 22:10	1
Selenium	<0.00099		0.0050	0.00099	mg/L		08/07/23 13:09	08/08/23 22:10	1
Silver	<0.00039		0.0010	0.00039	mg/L		08/07/23 13:09	08/08/23 22:10	1

Eurofins Savannah

Client Sample Results

Client: Southern Company
Project/Site: CCR - Plant Scherer PAC Ash Cell

Job ID: 680-238693-1

Client Sample ID: SCH-GWA-48

Lab Sample ID: 680-238693-6

Date Collected: 08/03/23 12:57

Matrix: Water

Date Received: 08/05/23 08:00

Method: SW846 6020B - Metals (ICP/MS) - Total Recoverable (Continued)

Analyte	Result	Qualifier	RL	MDL	Unit	D	Prepared	Analyzed	Dil Fac
Sodium	5.5		0.50	0.20	mg/L		08/07/23 13:09	08/08/23 22:10	1
Thallium	<0.00026		0.0010	0.00026	mg/L		08/07/23 13:09	08/08/23 22:10	1
Vanadium	0.017		0.0020	0.00063	mg/L		08/07/23 13:09	08/08/23 22:10	1
Zinc	<0.0028		0.0050	0.0028	mg/L		08/07/23 13:09	08/08/23 22:10	1

Method: SW846 7470A - Mercury (CVAA)

Analyte	Result	Qualifier	RL	MDL	Unit	D	Prepared	Analyzed	Dil Fac
Mercury	<0.000080		0.00020	0.000080	mg/L		08/08/23 16:17	08/09/23 16:58	1

General Chemistry

Analyte	Result	Qualifier	RL	MDL	Unit	D	Prepared	Analyzed	Dil Fac
Total Alkalinity as CaCO3 to pH 4.5 (SM 2320B-2011)	62		5.0	2.2	mg/L			08/07/23 20:45	1
Bicarbonate Alkalinity as CaCO3 (SM 2320B-2011)	62		5.0	5.0	mg/L			08/07/23 20:45	1
Carbonate Alkalinity as CaCO3 (SM 2320B-2011)	<5.0		5.0	5.0	mg/L			08/07/23 20:45	1
Total Dissolved Solids (SM 2540C-2011)	100		10	10	mg/L			08/09/23 10:51	1

Client Sample ID: SCH-GWA-49

Lab Sample ID: 680-238693-7

Date Collected: 08/03/23 10:50

Matrix: Water

Date Received: 08/05/23 08:00

Method: MCAWW 300.0-1993 R2.1 - Anions, Ion Chromatography

Analyte	Result	Qualifier	RL	MDL	Unit	D	Prepared	Analyzed	Dil Fac
Sulfate	0.46	J	1.0	0.40	mg/L			08/12/23 17:26	1
Fluoride	0.044	J	0.10	0.040	mg/L			08/12/23 17:26	1
Chloride	1.9		1.0	0.20	mg/L			08/12/23 17:26	1

Method: SW846 6020B - Metals (ICP/MS) - Total Recoverable

Analyte	Result	Qualifier	RL	MDL	Unit	D	Prepared	Analyzed	Dil Fac
Antimony	<0.00034		0.0020	0.00034	mg/L		08/07/23 12:18	08/08/23 21:09	1
Arsenic	<0.00086		0.0010	0.00086	mg/L		08/07/23 12:18	08/08/23 21:09	1
Barium	0.020		0.010	0.00089	mg/L		08/07/23 12:18	08/08/23 21:09	1
Beryllium	<0.00020		0.0025	0.00020	mg/L		08/07/23 12:18	08/08/23 21:09	1
Boron	<0.022		0.080	0.022	mg/L		08/07/23 12:18	08/10/23 14:32	1
Cadmium	<0.000078		0.0025	0.000078	mg/L		08/07/23 12:18	08/08/23 21:09	1
Calcium	15		0.50	0.14	mg/L		08/07/23 12:18	08/08/23 21:09	1
Chromium	0.0065		0.0020	0.0012	mg/L		08/07/23 12:18	08/08/23 21:09	1
Cobalt	<0.00022		0.0025	0.00022	mg/L		08/07/23 12:18	08/08/23 21:09	1
Copper	<0.0011		0.0020	0.0011	mg/L		08/07/23 12:18	08/08/23 21:09	1
Lead	<0.00021		0.0010	0.00021	mg/L		08/07/23 12:18	08/08/23 21:09	1
Magnesium	7.2		0.50	0.023	mg/L		08/07/23 12:18	08/08/23 21:09	1
Nickel	0.00046	J	0.0010	0.00042	mg/L		08/07/23 12:18	08/08/23 21:09	1
Potassium	0.80		0.50	0.044	mg/L		08/07/23 12:18	08/08/23 21:09	1
Selenium	<0.00099		0.0050	0.00099	mg/L		08/07/23 12:18	08/08/23 21:09	1
Silver	<0.00039		0.0010	0.00039	mg/L		08/07/23 12:18	08/08/23 21:09	1
Sodium	6.2		0.50	0.20	mg/L		08/07/23 12:18	08/08/23 21:09	1
Thallium	<0.00026		0.0010	0.00026	mg/L		08/07/23 12:18	08/08/23 21:09	1
Vanadium	0.019		0.0020	0.00063	mg/L		08/07/23 12:18	08/08/23 21:09	1
Zinc	<0.0028		0.0050	0.0028	mg/L		08/07/23 12:18	08/08/23 21:09	1

Eurofins Savannah

Client Sample Results

Client: Southern Company
Project/Site: CCR - Plant Scherer PAC Ash Cell

Job ID: 680-238693-1

Client Sample ID: SCH-GWA-49

Lab Sample ID: 680-238693-7

Date Collected: 08/03/23 10:50

Matrix: Water

Date Received: 08/05/23 08:00

Method: SW846 7470A - Mercury (CVAA)

Analyte	Result	Qualifier	RL	MDL	Unit	D	Prepared	Analyzed	Dil Fac
Mercury	<0.000080		0.00020	0.000080	mg/L		08/08/23 16:17	08/09/23 17:00	1

General Chemistry

Analyte	Result	Qualifier	RL	MDL	Unit	D	Prepared	Analyzed	Dil Fac
Total Alkalinity as CaCO3 to pH 4.5 (SM 2320B-2011)	77		5.0	2.2	mg/L			08/07/23 20:10	1
Bicarbonate Alkalinity as CaCO3 (SM 2320B-2011)	77		5.0	5.0	mg/L			08/07/23 20:10	1
Carbonate Alkalinity as CaCO3 (SM 2320B-2011)	<5.0		5.0	5.0	mg/L			08/07/23 20:10	1
Total Dissolved Solids (SM 2540C-2011)	130		10	10	mg/L			08/09/23 10:51	1

Client Sample ID: SCH-GWC-50

Lab Sample ID: 680-238693-8

Date Collected: 08/03/23 13:16

Matrix: Water

Date Received: 08/05/23 08:00

Method: MCAWW 300.0-1993 R2.1 - Anions, Ion Chromatography

Analyte	Result	Qualifier	RL	MDL	Unit	D	Prepared	Analyzed	Dil Fac
Sulfate	<0.40		1.0	0.40	mg/L			08/12/23 17:39	1
Fluoride	<0.040		0.10	0.040	mg/L			08/12/23 17:39	1
Chloride	1.6		1.0	0.20	mg/L			08/12/23 17:39	1

Method: SW846 6020B - Metals (ICP/MS) - Total Recoverable

Analyte	Result	Qualifier	RL	MDL	Unit	D	Prepared	Analyzed	Dil Fac
Antimony	<0.00034		0.0020	0.00034	mg/L		08/07/23 12:18	08/08/23 21:13	1
Arsenic	<0.00086		0.0010	0.00086	mg/L		08/07/23 12:18	08/08/23 21:13	1
Barium	0.013		0.010	0.00089	mg/L		08/07/23 12:18	08/08/23 21:13	1
Beryllium	<0.00020		0.0025	0.00020	mg/L		08/07/23 12:18	08/08/23 21:13	1
Boron	<0.022		0.080	0.022	mg/L		08/07/23 12:18	08/10/23 14:36	1
Cadmium	<0.000078		0.0025	0.000078	mg/L		08/07/23 12:18	08/08/23 21:13	1
Calcium	8.0		0.50	0.14	mg/L		08/07/23 12:18	08/08/23 21:13	1
Chromium	0.0042		0.0020	0.0012	mg/L		08/07/23 12:18	08/08/23 21:13	1
Cobalt	<0.00022		0.0025	0.00022	mg/L		08/07/23 12:18	08/08/23 21:13	1
Copper	<0.0011		0.0020	0.0011	mg/L		08/07/23 12:18	08/08/23 21:13	1
Lead	<0.00021		0.0010	0.00021	mg/L		08/07/23 12:18	08/08/23 21:13	1
Magnesium	3.5		0.50	0.023	mg/L		08/07/23 12:18	08/08/23 21:13	1
Nickel	0.0033		0.0010	0.00042	mg/L		08/07/23 12:18	08/08/23 21:13	1
Potassium	0.53		0.50	0.044	mg/L		08/07/23 12:18	08/08/23 21:13	1
Selenium	<0.00099		0.0050	0.00099	mg/L		08/07/23 12:18	08/08/23 21:13	1
Silver	<0.00039		0.0010	0.00039	mg/L		08/07/23 12:18	08/08/23 21:13	1
Sodium	5.3		0.50	0.20	mg/L		08/07/23 12:18	08/08/23 21:13	1
Thallium	<0.00026		0.0010	0.00026	mg/L		08/07/23 12:18	08/08/23 21:13	1
Vanadium	0.0029		0.0020	0.00063	mg/L		08/07/23 12:18	08/08/23 21:13	1
Zinc	0.0033	J	0.0050	0.0028	mg/L		08/07/23 12:18	08/08/23 21:13	1

Method: SW846 7470A - Mercury (CVAA)

Analyte	Result	Qualifier	RL	MDL	Unit	D	Prepared	Analyzed	Dil Fac
Mercury	<0.000080		0.00020	0.000080	mg/L		08/08/23 16:17	08/09/23 17:01	1

Eurofins Savannah

Client Sample Results

Client: Southern Company
Project/Site: CCR - Plant Scherer PAC Ash Cell

Job ID: 680-238693-1

Client Sample ID: SCH-GWC-50

Lab Sample ID: 680-238693-8

Date Collected: 08/03/23 13:16

Matrix: Water

Date Received: 08/05/23 08:00

General Chemistry

Analyte	Result	Qualifier	RL	MDL	Unit	D	Prepared	Analyzed	Dil Fac
Total Alkalinity as CaCO3 to pH 4.5 (SM 2320B-2011)	43		5.0	2.2	mg/L			08/07/23 20:19	1
Bicarbonate Alkalinity as CaCO3 (SM 2320B-2011)	43		5.0	5.0	mg/L			08/07/23 20:19	1
Carbonate Alkalinity as CaCO3 (SM 2320B-2011)	<5.0		5.0	5.0	mg/L			08/07/23 20:19	1
Total Dissolved Solids (SM 2540C-2011)	77		10	10	mg/L			08/09/23 10:51	1

Client Sample ID: SCH-GWC-51

Lab Sample ID: 680-238693-9

Date Collected: 08/03/23 13:00

Matrix: Water

Date Received: 08/05/23 08:00

Method: MCAWW 300.0-1993 R2.1 - Anions, Ion Chromatography

Analyte	Result	Qualifier	RL	MDL	Unit	D	Prepared	Analyzed	Dil Fac
Sulfate	2.2		1.0	0.40	mg/L			08/12/23 17:51	1
Fluoride	<0.040		0.10	0.040	mg/L			08/12/23 17:51	1
Chloride	7.8		1.0	0.20	mg/L			08/12/23 17:51	1

Method: SW846 6020B - Metals (ICP/MS) - Total Recoverable

Analyte	Result	Qualifier	RL	MDL	Unit	D	Prepared	Analyzed	Dil Fac
Antimony	<0.00034		0.0020	0.00034	mg/L		08/07/23 12:18	08/08/23 20:53	1
Arsenic	<0.00086		0.0010	0.00086	mg/L		08/07/23 12:18	08/08/23 20:53	1
Barium	0.011		0.010	0.00089	mg/L		08/07/23 12:18	08/08/23 20:53	1
Beryllium	<0.00020		0.0025	0.00020	mg/L		08/07/23 12:18	08/08/23 20:53	1
Boron	<0.022		0.080	0.022	mg/L		08/07/23 12:18	08/10/23 14:08	1
Cadmium	<0.000078		0.0025	0.000078	mg/L		08/07/23 12:18	08/08/23 20:53	1
Calcium	8.2		0.50	0.14	mg/L		08/07/23 12:18	08/08/23 20:53	1
Chromium	0.0063		0.0020	0.0012	mg/L		08/07/23 12:18	08/08/23 20:53	1
Cobalt	<0.00022		0.0025	0.00022	mg/L		08/07/23 12:18	08/08/23 20:53	1
Copper	0.0012	J	0.0020	0.0011	mg/L		08/07/23 12:18	08/08/23 20:53	1
Lead	<0.00021		0.0010	0.00021	mg/L		08/07/23 12:18	08/08/23 20:53	1
Magnesium	5.2		0.50	0.023	mg/L		08/07/23 12:18	08/08/23 20:53	1
Nickel	0.0028		0.0010	0.00042	mg/L		08/07/23 12:18	08/08/23 20:53	1
Potassium	0.44	J	0.50	0.044	mg/L		08/07/23 12:18	08/08/23 20:53	1
Selenium	<0.00099		0.0050	0.00099	mg/L		08/07/23 12:18	08/08/23 20:53	1
Silver	<0.00039		0.0010	0.00039	mg/L		08/07/23 12:18	08/08/23 20:53	1
Sodium	4.7		0.50	0.20	mg/L		08/07/23 12:18	08/08/23 20:53	1
Thallium	<0.00026		0.0010	0.00026	mg/L		08/07/23 12:18	08/08/23 20:53	1
Vanadium	0.0041		0.0020	0.00063	mg/L		08/07/23 12:18	08/08/23 20:53	1
Zinc	0.0035	J	0.0050	0.0028	mg/L		08/07/23 12:18	08/08/23 20:53	1

Method: SW846 7470A - Mercury (CVAA)

Analyte	Result	Qualifier	RL	MDL	Unit	D	Prepared	Analyzed	Dil Fac
Mercury	<0.000080		0.00020	0.000080	mg/L		08/08/23 16:17	08/09/23 17:03	1

General Chemistry

Analyte	Result	Qualifier	RL	MDL	Unit	D	Prepared	Analyzed	Dil Fac
Total Alkalinity as CaCO3 to pH 4.5 (SM 2320B-2011)	36		5.0	2.2	mg/L			08/07/23 20:27	1
Bicarbonate Alkalinity as CaCO3 (SM 2320B-2011)	36		5.0	5.0	mg/L			08/07/23 20:27	1

Eurofins Savannah

Client Sample Results

Client: Southern Company
Project/Site: CCR - Plant Scherer PAC Ash Cell

Job ID: 680-238693-1

Client Sample ID: SCH-GWC-51

Lab Sample ID: 680-238693-9

Date Collected: 08/03/23 13:00

Matrix: Water

Date Received: 08/05/23 08:00

General Chemistry (Continued)

Analyte	Result	Qualifier	RL	MDL	Unit	D	Prepared	Analyzed	Dil Fac
Carbonate Alkalinity as CaCO ₃ (SM 2320B-2011)	<5.0		5.0	5.0	mg/L			08/07/23 20:27	1
Total Dissolved Solids (SM 2540C-2011)	82		10	10	mg/L			08/09/23 10:51	1

Client Sample ID: SCH-GWC-52

Lab Sample ID: 680-238693-10

Date Collected: 08/03/23 14:20

Matrix: Water

Date Received: 08/05/23 08:00

Method: MCAWW 300.0-1993 R2.1 - Anions, Ion Chromatography

Analyte	Result	Qualifier	RL	MDL	Unit	D	Prepared	Analyzed	Dil Fac
Sulfate	74		1.0	0.40	mg/L			08/12/23 18:04	1
Fluoride	0.046	J	0.10	0.040	mg/L			08/12/23 18:04	1
Chloride	7.6		1.0	0.20	mg/L			08/12/23 18:04	1

Method: SW846 6020B - Metals (ICP/MS) - Total Recoverable

Analyte	Result	Qualifier	RL	MDL	Unit	D	Prepared	Analyzed	Dil Fac
Antimony	<0.00034		0.0020	0.00034	mg/L		08/07/23 12:18	08/08/23 20:57	1
Arsenic	<0.00086		0.0010	0.00086	mg/L		08/07/23 12:18	08/08/23 20:57	1
Barium	0.021		0.010	0.00089	mg/L		08/07/23 12:18	08/08/23 20:57	1
Beryllium	<0.00020		0.0025	0.00020	mg/L		08/07/23 12:18	08/08/23 20:57	1
Boron	<0.022		0.080	0.022	mg/L		08/07/23 12:18	08/10/23 14:12	1
Cadmium	<0.000078		0.0025	0.000078	mg/L		08/07/23 12:18	08/08/23 20:57	1
Calcium	24		0.50	0.14	mg/L		08/07/23 12:18	08/08/23 20:57	1
Chromium	0.035		0.0020	0.0012	mg/L		08/07/23 12:18	08/08/23 20:57	1
Cobalt	<0.00022		0.0025	0.00022	mg/L		08/07/23 12:18	08/08/23 20:57	1
Copper	<0.0011		0.0020	0.0011	mg/L		08/07/23 12:18	08/08/23 20:57	1
Lead	<0.00021		0.0010	0.00021	mg/L		08/07/23 12:18	08/08/23 20:57	1
Magnesium	12		0.50	0.023	mg/L		08/07/23 12:18	08/08/23 20:57	1
Nickel	<0.00042		0.0010	0.00042	mg/L		08/07/23 12:18	08/08/23 20:57	1
Potassium	1.4		0.50	0.044	mg/L		08/07/23 12:18	08/08/23 20:57	1
Selenium	<0.00099		0.0050	0.00099	mg/L		08/07/23 12:18	08/08/23 20:57	1
Silver	<0.00039		0.0010	0.00039	mg/L		08/07/23 12:18	08/08/23 20:57	1
Sodium	8.7		0.50	0.20	mg/L		08/07/23 12:18	08/08/23 20:57	1
Thallium	<0.00026		0.0010	0.00026	mg/L		08/07/23 12:18	08/08/23 20:57	1
Vanadium	0.0088		0.0020	0.00063	mg/L		08/07/23 12:18	08/08/23 20:57	1
Zinc	<0.0028		0.0050	0.0028	mg/L		08/07/23 12:18	08/08/23 20:57	1

Method: SW846 7470A - Mercury (CVAA)

Analyte	Result	Qualifier	RL	MDL	Unit	D	Prepared	Analyzed	Dil Fac
Mercury	0.000090	J	0.00020	0.000080	mg/L		08/08/23 16:17	08/09/23 17:04	1

General Chemistry

Analyte	Result	Qualifier	RL	MDL	Unit	D	Prepared	Analyzed	Dil Fac
Total Alkalinity as CaCO₃ to pH 4.5 (SM 2320B-2011)	44		5.0	2.2	mg/L			08/07/23 20:54	1
Bicarbonate Alkalinity as CaCO₃ (SM 2320B-2011)	44		5.0	5.0	mg/L			08/07/23 20:54	1
Carbonate Alkalinity as CaCO ₃ (SM 2320B-2011)	<5.0		5.0	5.0	mg/L			08/07/23 20:54	1
Total Dissolved Solids (SM 2540C-2011)	200		10	10	mg/L			08/09/23 10:51	1

Eurofins Savannah

Client Sample Results

Client: Southern Company
 Project/Site: CCR - Plant Scherer PAC Ash Cell

Job ID: 680-238693-1

Client Sample ID: SCH-GWC-53

Lab Sample ID: 680-238693-11

Date Collected: 08/03/23 11:24

Matrix: Water

Date Received: 08/05/23 08:00

Method: MCAWW 300.0-1993 R2.1 - Anions, Ion Chromatography

Analyte	Result	Qualifier	RL	MDL	Unit	D	Prepared	Analyzed	Dil Fac
Sulfate	170		1.0	0.40	mg/L			08/12/23 19:07	1
Fluoride	<0.040		0.10	0.040	mg/L			08/12/23 19:07	1
Chloride	14		1.0	0.20	mg/L			08/12/23 19:07	1

Method: SW846 6020B - Metals (ICP/MS) - Total Recoverable

Analyte	Result	Qualifier	RL	MDL	Unit	D	Prepared	Analyzed	Dil Fac
Antimony	<0.00034		0.0020	0.00034	mg/L		08/08/23 08:58	08/08/23 17:23	1
Arsenic	<0.00086		0.0010	0.00086	mg/L		08/08/23 08:58	08/08/23 17:23	1
Barium	0.033		0.010	0.00089	mg/L		08/08/23 08:58	08/08/23 17:23	1
Beryllium	<0.00020		0.0025	0.00020	mg/L		08/08/23 08:58	08/08/23 17:23	1
Boron	0.97		0.080	0.022	mg/L		08/08/23 08:58	08/10/23 13:11	1
Cadmium	<0.000078		0.0025	0.000078	mg/L		08/08/23 08:58	08/08/23 17:23	1
Calcium	18		0.50	0.14	mg/L		08/08/23 08:58	08/08/23 17:23	1
Chromium	<0.0012		0.0020	0.0012	mg/L		08/08/23 08:58	08/08/23 17:23	1
Cobalt	0.013		0.0025	0.00022	mg/L		08/08/23 08:58	08/08/23 17:23	1
Copper	<0.0011		0.0020	0.0011	mg/L		08/08/23 08:58	08/08/23 17:23	1
Lead	<0.00021		0.0010	0.00021	mg/L		08/08/23 08:58	08/08/23 17:23	1
Magnesium	11		0.50	0.023	mg/L		08/08/23 08:58	08/08/23 17:23	1
Nickel	0.0071		0.0010	0.00042	mg/L		08/08/23 08:58	08/08/23 17:23	1
Potassium	1.5		0.50	0.044	mg/L		08/08/23 08:58	08/08/23 17:23	1
Selenium	<0.00099		0.0050	0.00099	mg/L		08/08/23 08:58	08/08/23 17:23	1
Silver	<0.00039		0.0010	0.00039	mg/L		08/08/23 08:58	08/08/23 17:23	1
Sodium	52		0.50	0.20	mg/L		08/08/23 08:58	08/08/23 17:23	1
Thallium	<0.00026		0.0010	0.00026	mg/L		08/08/23 08:58	08/08/23 17:23	1
Vanadium	<0.00063		0.0020	0.00063	mg/L		08/08/23 08:58	08/08/23 17:23	1
Zinc	0.015		0.0050	0.0028	mg/L		08/08/23 08:58	08/08/23 17:23	1

Method: SW846 7470A - Mercury (CVAA)

Analyte	Result	Qualifier	RL	MDL	Unit	D	Prepared	Analyzed	Dil Fac
Mercury	<0.000080		0.00020	0.000080	mg/L		08/08/23 16:17	08/09/23 17:06	1

General Chemistry

Analyte	Result	Qualifier	RL	MDL	Unit	D	Prepared	Analyzed	Dil Fac
Total Alkalinity as CaCO3 to pH 4.5 (SM 2320B-2011)	7.6		5.0	2.2	mg/L			08/07/23 22:00	1
Bicarbonate Alkalinity as CaCO3 (SM 2320B-2011)	7.6		5.0	5.0	mg/L			08/07/23 22:00	1
Carbonate Alkalinity as CaCO3 (SM 2320B-2011)	<5.0		5.0	5.0	mg/L			08/07/23 22:00	1
Total Dissolved Solids (SM 2540C-2011)	290		40	40	mg/L			08/09/23 10:51	1

Client Sample ID: SCH-PAC-FD-6

Lab Sample ID: 680-238693-12

Date Collected: 08/03/23 00:00

Matrix: Water

Date Received: 08/05/23 08:00

Method: MCAWW 300.0-1993 R2.1 - Anions, Ion Chromatography

Analyte	Result	Qualifier	RL	MDL	Unit	D	Prepared	Analyzed	Dil Fac
Sulfate	170		1.0	0.40	mg/L			08/12/23 19:45	1
Fluoride	<0.040		0.10	0.040	mg/L			08/12/23 19:45	1
Chloride	14		1.0	0.20	mg/L			08/12/23 19:45	1

Eurofins Savannah

Client Sample Results

Client: Southern Company
Project/Site: CCR - Plant Scherer PAC Ash Cell

Job ID: 680-238693-1

Client Sample ID: SCH-PAC-FD-6

Lab Sample ID: 680-238693-12

Date Collected: 08/03/23 00:00

Matrix: Water

Date Received: 08/05/23 08:00

Method: SW846 6020B - Metals (ICP/MS) - Total Recoverable

Analyte	Result	Qualifier	RL	MDL	Unit	D	Prepared	Analyzed	Dil Fac
Antimony	<0.00034		0.0020	0.00034	mg/L		08/08/23 08:58	08/08/23 17:27	1
Arsenic	<0.00086		0.0010	0.00086	mg/L		08/08/23 08:58	08/08/23 17:27	1
Barium	0.034		0.010	0.00089	mg/L		08/08/23 08:58	08/08/23 17:27	1
Beryllium	<0.00020		0.0025	0.00020	mg/L		08/08/23 08:58	08/08/23 17:27	1
Boron	1.0		0.080	0.022	mg/L		08/08/23 08:58	08/10/23 13:23	1
Cadmium	<0.000078		0.0025	0.000078	mg/L		08/08/23 08:58	08/08/23 17:27	1
Calcium	19		0.50	0.14	mg/L		08/08/23 08:58	08/08/23 17:27	1
Chromium	0.0012	J	0.0020	0.0012	mg/L		08/08/23 08:58	08/08/23 17:27	1
Cobalt	0.013		0.0025	0.00022	mg/L		08/08/23 08:58	08/08/23 17:27	1
Copper	<0.0011		0.0020	0.0011	mg/L		08/08/23 08:58	08/08/23 17:27	1
Lead	<0.00021		0.0010	0.00021	mg/L		08/08/23 08:58	08/08/23 17:27	1
Magnesium	11		0.50	0.023	mg/L		08/08/23 08:58	08/08/23 17:27	1
Nickel	0.0068		0.0010	0.00042	mg/L		08/08/23 08:58	08/08/23 17:27	1
Potassium	1.5		0.50	0.044	mg/L		08/08/23 08:58	08/08/23 17:27	1
Selenium	<0.00099		0.0050	0.00099	mg/L		08/08/23 08:58	08/08/23 17:27	1
Silver	<0.00039		0.0010	0.00039	mg/L		08/08/23 08:58	08/08/23 17:27	1
Sodium	52		0.50	0.20	mg/L		08/08/23 08:58	08/08/23 17:27	1
Thallium	<0.00026		0.0010	0.00026	mg/L		08/08/23 08:58	08/08/23 17:27	1
Vanadium	0.00064	J	0.0020	0.00063	mg/L		08/08/23 08:58	08/08/23 17:27	1
Zinc	0.014		0.0050	0.0028	mg/L		08/08/23 08:58	08/08/23 17:27	1

Method: SW846 7470A - Mercury (CVAA)

Analyte	Result	Qualifier	RL	MDL	Unit	D	Prepared	Analyzed	Dil Fac
Mercury	<0.000080		0.00020	0.000080	mg/L		08/08/23 16:17	08/09/23 17:07	1

General Chemistry

Analyte	Result	Qualifier	RL	MDL	Unit	D	Prepared	Analyzed	Dil Fac
Total Alkalinity as CaCO3 to pH 4.5 (SM 2320B-2011)	8.1		5.0	2.2	mg/L			08/07/23 21:53	1
Bicarbonate Alkalinity as CaCO3 (SM 2320B-2011)	8.1		5.0	5.0	mg/L			08/07/23 21:53	1
Carbonate Alkalinity as CaCO3 (SM 2320B-2011)	<5.0		5.0	5.0	mg/L			08/07/23 21:53	1
Total Dissolved Solids (SM 2540C-2011)	290		40	40	mg/L			08/09/23 10:51	1

Client Sample ID: SCH-PAC-FD-7

Lab Sample ID: 680-238693-16

Date Collected: 08/03/23 00:00

Matrix: Water

Date Received: 08/05/23 08:00

Method: MCAWW 300.0-1993 R2.1 - Anions, Ion Chromatography

Analyte	Result	Qualifier	RL	MDL	Unit	D	Prepared	Analyzed	Dil Fac
Sulfate	2.5		1.0	0.40	mg/L			08/12/23 19:58	1
Fluoride	<0.040		0.10	0.040	mg/L			08/12/23 19:58	1
Chloride	7.8		1.0	0.20	mg/L			08/12/23 19:58	1

Method: SW846 6020B - Metals (ICP/MS) - Total Recoverable

Analyte	Result	Qualifier	RL	MDL	Unit	D	Prepared	Analyzed	Dil Fac
Antimony	<0.00034		0.0020	0.00034	mg/L		08/07/23 12:18	08/08/23 21:30	1
Arsenic	<0.00086		0.0010	0.00086	mg/L		08/07/23 12:18	08/08/23 21:30	1
Barium	0.0095	J	0.010	0.00089	mg/L		08/07/23 12:18	08/08/23 21:30	1
Beryllium	<0.00020		0.0025	0.00020	mg/L		08/07/23 12:18	08/08/23 21:30	1

Eurofins Savannah

Client Sample Results

Client: Southern Company
Project/Site: CCR - Plant Scherer PAC Ash Cell

Job ID: 680-238693-1

Client Sample ID: SCH-PAC-FD-7

Lab Sample ID: 680-238693-16

Date Collected: 08/03/23 00:00

Matrix: Water

Date Received: 08/05/23 08:00

Method: SW846 6020B - Metals (ICP/MS) - Total Recoverable (Continued)

Analyte	Result	Qualifier	RL	MDL	Unit	D	Prepared	Analyzed	Dil Fac
Boron	<0.022		0.080	0.022	mg/L		08/07/23 12:18	08/10/23 14:44	1
Cadmium	<0.000078		0.0025	0.000078	mg/L		08/07/23 12:18	08/08/23 21:30	1
Calcium	7.6		0.50	0.14	mg/L		08/07/23 12:18	08/08/23 21:30	1
Chromium	0.0055		0.0020	0.0012	mg/L		08/07/23 12:18	08/08/23 21:30	1
Cobalt	<0.00022		0.0025	0.00022	mg/L		08/07/23 12:18	08/08/23 21:30	1
Copper	<0.0011		0.0020	0.0011	mg/L		08/07/23 12:18	08/08/23 21:30	1
Lead	<0.00021		0.0010	0.00021	mg/L		08/07/23 12:18	08/08/23 21:30	1
Magnesium	4.7		0.50	0.023	mg/L		08/07/23 12:18	08/08/23 21:30	1
Nickel	0.0028		0.0010	0.00042	mg/L		08/07/23 12:18	08/08/23 21:30	1
Potassium	0.38 J		0.50	0.044	mg/L		08/07/23 12:18	08/08/23 21:30	1
Selenium	<0.00099		0.0050	0.00099	mg/L		08/07/23 12:18	08/08/23 21:30	1
Silver	<0.00039		0.0010	0.00039	mg/L		08/07/23 12:18	08/08/23 21:30	1
Sodium	4.3		0.50	0.20	mg/L		08/07/23 12:18	08/08/23 21:30	1
Thallium	<0.00026		0.0010	0.00026	mg/L		08/07/23 12:18	08/08/23 21:30	1
Vanadium	0.0036		0.0020	0.00063	mg/L		08/07/23 12:18	08/08/23 21:30	1
Zinc	0.0035 J		0.0050	0.0028	mg/L		08/07/23 12:18	08/08/23 21:30	1

Method: SW846 7470A - Mercury (CVAA)

Analyte	Result	Qualifier	RL	MDL	Unit	D	Prepared	Analyzed	Dil Fac
Mercury	<0.000080		0.00020	0.000080	mg/L		08/08/23 16:28	08/09/23 15:20	1

General Chemistry

Analyte	Result	Qualifier	RL	MDL	Unit	D	Prepared	Analyzed	Dil Fac
Total Alkalinity as CaCO3 to pH 4.5 (SM 2320B-2011)	35		5.0	2.2	mg/L			08/07/23 22:09	1
Bicarbonate Alkalinity as CaCO3 (SM 2320B-2011)	35		5.0	5.0	mg/L			08/07/23 22:09	1
Carbonate Alkalinity as CaCO3 (SM 2320B-2011)	<5.0		5.0	5.0	mg/L			08/07/23 22:09	1
Total Dissolved Solids (SM 2540C-2011)	86		10	10	mg/L			08/09/23 10:51	1

Client Sample ID: SCH-PAC-EB-6

Lab Sample ID: 680-238693-17

Date Collected: 08/03/23 14:35

Matrix: Water

Date Received: 08/05/23 08:00

Method: MCAWW 300.0-1993 R2.1 - Anions, Ion Chromatography

Analyte	Result	Qualifier	RL	MDL	Unit	D	Prepared	Analyzed	Dil Fac
Sulfate	<0.40		1.0	0.40	mg/L			08/12/23 20:11	1
Fluoride	<0.040		0.10	0.040	mg/L			08/12/23 20:11	1
Chloride	<0.20		1.0	0.20	mg/L			08/12/23 20:11	1

Method: SW846 6020B - Metals (ICP/MS) - Total Recoverable

Analyte	Result	Qualifier	RL	MDL	Unit	D	Prepared	Analyzed	Dil Fac
Antimony	<0.00034		0.0020	0.00034	mg/L		08/07/23 13:09	08/08/23 22:06	1
Arsenic	<0.00086		0.0010	0.00086	mg/L		08/07/23 13:09	08/08/23 22:06	1
Barium	<0.00089		0.010	0.00089	mg/L		08/07/23 13:09	08/08/23 22:06	1
Beryllium	<0.00020		0.0025	0.00020	mg/L		08/07/23 13:09	08/08/23 22:06	1
Boron	<0.022		0.080	0.022	mg/L		08/07/23 13:09	08/08/23 22:06	1
Cadmium	<0.000078		0.0025	0.000078	mg/L		08/07/23 13:09	08/08/23 22:06	1
Calcium	<0.14		0.50	0.14	mg/L		08/07/23 13:09	08/08/23 22:06	1
Chromium	<0.0012		0.0020	0.0012	mg/L		08/07/23 13:09	08/08/23 22:06	1

Eurofins Savannah

Client Sample Results

Client: Southern Company
Project/Site: CCR - Plant Scherer PAC Ash Cell

Job ID: 680-238693-1

Client Sample ID: SCH-PAC-EB-6

Lab Sample ID: 680-238693-17

Date Collected: 08/03/23 14:35

Matrix: Water

Date Received: 08/05/23 08:00

Method: SW846 6020B - Metals (ICP/MS) - Total Recoverable (Continued)

Analyte	Result	Qualifier	RL	MDL	Unit	D	Prepared	Analyzed	Dil Fac
Cobalt	<0.00022		0.0025	0.00022	mg/L		08/07/23 13:09	08/08/23 22:06	1
Copper	<0.0011		0.0020	0.0011	mg/L		08/07/23 13:09	08/08/23 22:06	1
Lead	<0.00021		0.0010	0.00021	mg/L		08/07/23 13:09	08/08/23 22:06	1
Magnesium	<0.023		0.50	0.023	mg/L		08/07/23 13:09	08/08/23 22:06	1
Nickel	<0.00042		0.0010	0.00042	mg/L		08/07/23 13:09	08/08/23 22:06	1
Potassium	<0.044		0.50	0.044	mg/L		08/07/23 13:09	08/08/23 22:06	1
Selenium	<0.00099		0.0050	0.00099	mg/L		08/07/23 13:09	08/08/23 22:06	1
Silver	<0.00039		0.0010	0.00039	mg/L		08/07/23 13:09	08/08/23 22:06	1
Sodium	<0.20		0.50	0.20	mg/L		08/07/23 13:09	08/08/23 22:06	1
Thallium	<0.00026		0.0010	0.00026	mg/L		08/07/23 13:09	08/08/23 22:06	1
Vanadium	<0.00063		0.0020	0.00063	mg/L		08/07/23 13:09	08/08/23 22:06	1
Zinc	0.0085		0.0050	0.0028	mg/L		08/07/23 13:09	08/08/23 22:06	1

Method: SW846 7470A - Mercury (CVAA)

Analyte	Result	Qualifier	RL	MDL	Unit	D	Prepared	Analyzed	Dil Fac
Mercury	<0.000080		0.00020	0.000080	mg/L		08/08/23 16:28	08/09/23 15:22	1

General Chemistry

Analyte	Result	Qualifier	RL	MDL	Unit	D	Prepared	Analyzed	Dil Fac
Total Alkalinity as CaCO3 to pH 4.5 (SM 2320B-2011)	<2.2		5.0	2.2	mg/L			08/07/23 21:04	1
Bicarbonate Alkalinity as CaCO3 (SM 2320B-2011)	<5.0		5.0	5.0	mg/L			08/07/23 21:04	1
Carbonate Alkalinity as CaCO3 (SM 2320B-2011)	<5.0		5.0	5.0	mg/L			08/07/23 21:04	1
Total Dissolved Solids (SM 2540C-2011)	<10		10	10	mg/L			08/10/23 10:56	1

Client Sample ID: SCH-PAC-EB-7

Lab Sample ID: 680-238693-18

Date Collected: 08/03/23 11:00

Matrix: Water

Date Received: 08/05/23 08:00

Method: MCAWW 300.0-1993 R2.1 - Anions, Ion Chromatography

Analyte	Result	Qualifier	RL	MDL	Unit	D	Prepared	Analyzed	Dil Fac
Sulfate	<0.40		1.0	0.40	mg/L			08/12/23 20:23	1
Fluoride	<0.040		0.10	0.040	mg/L			08/12/23 20:23	1
Chloride	<0.20		1.0	0.20	mg/L			08/12/23 20:23	1

Method: SW846 6020B - Metals (ICP/MS) - Total Recoverable

Analyte	Result	Qualifier	RL	MDL	Unit	D	Prepared	Analyzed	Dil Fac
Antimony	<0.00034		0.0020	0.00034	mg/L		08/07/23 12:18	08/08/23 21:34	1
Arsenic	<0.00086		0.0010	0.00086	mg/L		08/07/23 12:18	08/08/23 21:34	1
Barium	<0.00089		0.010	0.00089	mg/L		08/07/23 12:18	08/08/23 21:34	1
Beryllium	<0.00020		0.0025	0.00020	mg/L		08/07/23 12:18	08/08/23 21:34	1
Boron	<0.022		0.080	0.022	mg/L		08/07/23 12:18	08/10/23 14:48	1
Cadmium	<0.000078		0.0025	0.000078	mg/L		08/07/23 12:18	08/08/23 21:34	1
Calcium	<0.14		0.50	0.14	mg/L		08/07/23 12:18	08/08/23 21:34	1
Chromium	<0.0012		0.0020	0.0012	mg/L		08/07/23 12:18	08/08/23 21:34	1
Cobalt	<0.00022		0.0025	0.00022	mg/L		08/07/23 12:18	08/08/23 21:34	1
Copper	<0.0011		0.0020	0.0011	mg/L		08/07/23 12:18	08/08/23 21:34	1
Lead	<0.00021		0.0010	0.00021	mg/L		08/07/23 12:18	08/08/23 21:34	1
Magnesium	<0.023		0.50	0.023	mg/L		08/07/23 12:18	08/08/23 21:34	1

Eurofins Savannah

Client Sample Results

Client: Southern Company
Project/Site: CCR - Plant Scherer PAC Ash Cell

Job ID: 680-238693-1

Client Sample ID: SCH-PAC-EB-7

Lab Sample ID: 680-238693-18

Date Collected: 08/03/23 11:00

Matrix: Water

Date Received: 08/05/23 08:00

Method: SW846 6020B - Metals (ICP/MS) - Total Recoverable (Continued)

Analyte	Result	Qualifier	RL	MDL	Unit	D	Prepared	Analyzed	Dil Fac
Nickel	<0.00042		0.0010	0.00042	mg/L		08/07/23 12:18	08/08/23 21:34	1
Potassium	<0.044		0.50	0.044	mg/L		08/07/23 12:18	08/08/23 21:34	1
Selenium	<0.00099		0.0050	0.00099	mg/L		08/07/23 12:18	08/08/23 21:34	1
Silver	<0.00039		0.0010	0.00039	mg/L		08/07/23 12:18	08/08/23 21:34	1
Sodium	<0.20		0.50	0.20	mg/L		08/07/23 12:18	08/08/23 21:34	1
Thallium	<0.00026		0.0010	0.00026	mg/L		08/07/23 12:18	08/08/23 21:34	1
Vanadium	<0.00063		0.0020	0.00063	mg/L		08/07/23 12:18	08/08/23 21:34	1
Zinc	<0.0028		0.0050	0.0028	mg/L		08/07/23 12:18	08/08/23 21:34	1

Method: SW846 7470A - Mercury (CVAA)

Analyte	Result	Qualifier	RL	MDL	Unit	D	Prepared	Analyzed	Dil Fac
Mercury	<0.000080		0.00020	0.000080	mg/L		08/08/23 16:28	08/09/23 15:23	1

General Chemistry

Analyte	Result	Qualifier	RL	MDL	Unit	D	Prepared	Analyzed	Dil Fac
Total Alkalinity as CaCO3 to pH 4.5 (SM 2320B-2011)	<2.2		5.0	2.2	mg/L			08/07/23 20:59	1
Bicarbonate Alkalinity as CaCO3 (SM 2320B-2011)	<5.0		5.0	5.0	mg/L			08/07/23 20:59	1
Carbonate Alkalinity as CaCO3 (SM 2320B-2011)	<5.0		5.0	5.0	mg/L			08/07/23 20:59	1
Total Dissolved Solids (SM 2540C-2011)	<10		10	10	mg/L			08/10/23 10:56	1

Client Sample ID: SCH-PAC-FB-6

Lab Sample ID: 680-238693-19

Date Collected: 08/03/23 11:00

Matrix: Water

Date Received: 08/05/23 08:00

Method: MCAWW 300.0-1993 R2.1 - Anions, Ion Chromatography

Analyte	Result	Qualifier	RL	MDL	Unit	D	Prepared	Analyzed	Dil Fac
Sulfate	<0.40		1.0	0.40	mg/L			08/12/23 20:36	1
Fluoride	<0.040		0.10	0.040	mg/L			08/12/23 20:36	1
Chloride	<0.20		1.0	0.20	mg/L			08/12/23 20:36	1

Method: SW846 6020B - Metals (ICP/MS) - Total Recoverable

Analyte	Result	Qualifier	RL	MDL	Unit	D	Prepared	Analyzed	Dil Fac
Antimony	<0.00034		0.0020	0.00034	mg/L		08/07/23 12:18	08/08/23 21:01	1
Arsenic	<0.00086		0.0010	0.00086	mg/L		08/07/23 12:18	08/08/23 21:01	1
Barium	<0.00089		0.010	0.00089	mg/L		08/07/23 12:18	08/08/23 21:01	1
Beryllium	<0.00020		0.0025	0.00020	mg/L		08/07/23 12:18	08/08/23 21:01	1
Boron	<0.022		0.080	0.022	mg/L		08/07/23 12:18	08/10/23 14:16	1
Cadmium	<0.000078		0.0025	0.000078	mg/L		08/07/23 12:18	08/08/23 21:01	1
Calcium	<0.14		0.50	0.14	mg/L		08/07/23 12:18	08/08/23 21:01	1
Chromium	<0.0012		0.0020	0.0012	mg/L		08/07/23 12:18	08/08/23 21:01	1
Cobalt	<0.00022		0.0025	0.00022	mg/L		08/07/23 12:18	08/08/23 21:01	1
Copper	<0.0011		0.0020	0.0011	mg/L		08/07/23 12:18	08/08/23 21:01	1
Lead	<0.00021		0.0010	0.00021	mg/L		08/07/23 12:18	08/08/23 21:01	1
Magnesium	<0.023		0.50	0.023	mg/L		08/07/23 12:18	08/08/23 21:01	1
Nickel	<0.00042		0.0010	0.00042	mg/L		08/07/23 12:18	08/08/23 21:01	1
Potassium	<0.044		0.50	0.044	mg/L		08/07/23 12:18	08/08/23 21:01	1
Selenium	<0.00099		0.0050	0.00099	mg/L		08/07/23 12:18	08/08/23 21:01	1
Silver	<0.00039		0.0010	0.00039	mg/L		08/07/23 12:18	08/08/23 21:01	1

Eurofins Savannah

Client Sample Results

Client: Southern Company
Project/Site: CCR - Plant Scherer PAC Ash Cell

Job ID: 680-238693-1

Client Sample ID: SCH-PAC-FB-6

Lab Sample ID: 680-238693-19

Date Collected: 08/03/23 11:00

Matrix: Water

Date Received: 08/05/23 08:00

Method: SW846 6020B - Metals (ICP/MS) - Total Recoverable (Continued)

Analyte	Result	Qualifier	RL	MDL	Unit	D	Prepared	Analyzed	Dil Fac
Sodium	<0.20		0.50	0.20	mg/L		08/07/23 12:18	08/08/23 21:01	1
Thallium	<0.00026		0.0010	0.00026	mg/L		08/07/23 12:18	08/08/23 21:01	1
Vanadium	<0.00063		0.0020	0.00063	mg/L		08/07/23 12:18	08/08/23 21:01	1
Zinc	<0.0028		0.0050	0.0028	mg/L		08/07/23 12:18	08/08/23 21:01	1

Method: SW846 7470A - Mercury (CVAA)

Analyte	Result	Qualifier	RL	MDL	Unit	D	Prepared	Analyzed	Dil Fac
Mercury	<0.000080		0.00020	0.000080	mg/L		08/08/23 16:28	08/09/23 15:25	1

General Chemistry

Analyte	Result	Qualifier	RL	MDL	Unit	D	Prepared	Analyzed	Dil Fac
Total Alkalinity as CaCO3 to pH 4.5 (SM 2320B-2011)	<2.2		5.0	2.2	mg/L			08/07/23 22:31	1
Bicarbonate Alkalinity as CaCO3 (SM 2320B-2011)	<5.0		5.0	5.0	mg/L			08/07/23 22:31	1
Carbonate Alkalinity as CaCO3 (SM 2320B-2011)	<5.0		5.0	5.0	mg/L			08/07/23 22:31	1
Total Dissolved Solids (SM 2540C-2011)	<10		10	10	mg/L			08/10/23 10:56	1

Client Sample ID: SCH-PAC-FB-7

Lab Sample ID: 680-238693-20

Date Collected: 08/03/23 12:40

Matrix: Water

Date Received: 08/05/23 08:00

Method: MCAWW 300.0-1993 R2.1 - Anions, Ion Chromatography

Analyte	Result	Qualifier	RL	MDL	Unit	D	Prepared	Analyzed	Dil Fac
Sulfate	<0.40		1.0	0.40	mg/L			08/12/23 20:49	1
Fluoride	<0.040		0.10	0.040	mg/L			08/12/23 20:49	1
Chloride	<0.20		1.0	0.20	mg/L			08/12/23 20:49	1

Method: SW846 6020B - Metals (ICP/MS) - Total Recoverable

Analyte	Result	Qualifier	RL	MDL	Unit	D	Prepared	Analyzed	Dil Fac
Antimony	<0.00034		0.0020	0.00034	mg/L		08/07/23 12:18	08/08/23 20:49	1
Arsenic	<0.00086		0.0010	0.00086	mg/L		08/07/23 12:18	08/08/23 20:49	1
Barium	<0.00089		0.010	0.00089	mg/L		08/07/23 12:18	08/08/23 20:49	1
Beryllium	<0.00020		0.0025	0.00020	mg/L		08/07/23 12:18	08/08/23 20:49	1
Boron	<0.022		0.080	0.022	mg/L		08/07/23 12:18	08/10/23 14:03	1
Cadmium	<0.000078		0.0025	0.000078	mg/L		08/07/23 12:18	08/08/23 20:49	1
Calcium	<0.14		0.50	0.14	mg/L		08/07/23 12:18	08/08/23 20:49	1
Chromium	<0.0012		0.0020	0.0012	mg/L		08/07/23 12:18	08/08/23 20:49	1
Cobalt	<0.00022		0.0025	0.00022	mg/L		08/07/23 12:18	08/08/23 20:49	1
Copper	<0.0011		0.0020	0.0011	mg/L		08/07/23 12:18	08/08/23 20:49	1
Lead	<0.00021		0.0010	0.00021	mg/L		08/07/23 12:18	08/08/23 20:49	1
Magnesium	<0.023		0.50	0.023	mg/L		08/07/23 12:18	08/08/23 20:49	1
Nickel	<0.00042		0.0010	0.00042	mg/L		08/07/23 12:18	08/08/23 20:49	1
Potassium	<0.044		0.50	0.044	mg/L		08/07/23 12:18	08/08/23 20:49	1
Selenium	<0.00099		0.0050	0.00099	mg/L		08/07/23 12:18	08/08/23 20:49	1
Silver	<0.00039		0.0010	0.00039	mg/L		08/07/23 12:18	08/08/23 20:49	1
Sodium	<0.20		0.50	0.20	mg/L		08/07/23 12:18	08/08/23 20:49	1
Thallium	<0.00026		0.0010	0.00026	mg/L		08/07/23 12:18	08/08/23 20:49	1
Vanadium	<0.00063		0.0020	0.00063	mg/L		08/07/23 12:18	08/08/23 20:49	1
Zinc	<0.0028		0.0050	0.0028	mg/L		08/07/23 12:18	08/08/23 20:49	1

Eurofins Savannah

Client Sample Results

Client: Southern Company
 Project/Site: CCR - Plant Scherer PAC Ash Cell

Job ID: 680-238693-1

Client Sample ID: SCH-PAC-FB-7

Lab Sample ID: 680-238693-20

Date Collected: 08/03/23 12:40

Matrix: Water

Date Received: 08/05/23 08:00

Method: SW846 7470A - Mercury (CVAA)

Analyte	Result	Qualifier	RL	MDL	Unit	D	Prepared	Analyzed	Dil Fac
Mercury	<0.000080		0.00020	0.000080	mg/L		08/08/23 16:28	08/09/23 15:27	1

General Chemistry

Analyte	Result	Qualifier	RL	MDL	Unit	D	Prepared	Analyzed	Dil Fac
Total Alkalinity as CaCO3 to pH 4.5 (SM 2320B-2011)	<2.2		5.0	2.2	mg/L			08/07/23 22:36	1
Bicarbonate Alkalinity as CaCO3 (SM 2320B-2011)	<5.0		5.0	5.0	mg/L			08/07/23 22:36	1
Carbonate Alkalinity as CaCO3 (SM 2320B-2011)	<5.0		5.0	5.0	mg/L			08/07/23 22:36	1
Total Dissolved Solids (SM 2540C-2011)	<10		10	10	mg/L			08/10/23 10:56	1

- 1
- 2
- 3
- 4
- 5
- 6
- 7
- 8
- 9
- 10
- 11
- 12

QC Sample Results

Client: Southern Company
Project/Site: CCR - Plant Scherer PAC Ash Cell

Job ID: 680-238693-1

Method: 300.0-1993 R2.1 - Anions, Ion Chromatography

Lab Sample ID: MB 680-793133/2
Matrix: Water
Analysis Batch: 793133

Client Sample ID: Method Blank
Prep Type: Total/NA

Analyte	MB Result	MB Qualifier	RL	MDL	Unit	D	Prepared	Analyzed	Dil Fac
Sulfate	<0.40		1.0	0.40	mg/L			08/12/23 11:50	1
Fluoride	<0.040		0.10	0.040	mg/L			08/12/23 11:50	1
Chloride	<0.20		1.0	0.20	mg/L			08/12/23 11:50	1

Lab Sample ID: LCS 680-793133/4
Matrix: Water
Analysis Batch: 793133

Client Sample ID: Lab Control Sample
Prep Type: Total/NA

Analyte	Spike Added	LCS Result	LCS Qualifier	Unit	D	%Rec	%Rec Limits
Sulfate	10.0	9.87		mg/L		99	90 - 110
Fluoride	2.00	2.05		mg/L		102	90 - 110
Chloride	10.0	9.87		mg/L		99	90 - 110

Lab Sample ID: LCSD 680-793133/5
Matrix: Water
Analysis Batch: 793133

Client Sample ID: Lab Control Sample Dup
Prep Type: Total/NA

Analyte	Spike Added	LCSD Result	LCSD Qualifier	Unit	D	%Rec	%Rec Limits	RPD	RPD Limit
Sulfate	10.0	9.93		mg/L		99	90 - 110	1	15
Fluoride	2.00	2.05		mg/L		103	90 - 110	0	15
Chloride	10.0	9.91		mg/L		99	90 - 110	0	15

Lab Sample ID: 680-238616-C-16 MS
Matrix: Water
Analysis Batch: 793133

Client Sample ID: Matrix Spike
Prep Type: Total/NA

Analyte	Sample Result	Sample Qualifier	Spike Added	MS Result	MS Qualifier	Unit	D	%Rec	%Rec Limits
Sulfate	2.9		10.0	12.8		mg/L		99	80 - 120
Fluoride	0.063	J	2.00	2.09		mg/L		102	80 - 120
Chloride	5.1		10.0	15.2		mg/L		101	80 - 120

Lab Sample ID: 680-238616-C-16 MSD
Matrix: Water
Analysis Batch: 793133

Client Sample ID: Matrix Spike Duplicate
Prep Type: Total/NA

Analyte	Sample Result	Sample Qualifier	Spike Added	MSD Result	MSD Qualifier	Unit	D	%Rec	%Rec Limits	RPD	RPD Limit
Sulfate	2.9		10.0	12.7		mg/L		98	80 - 120	1	15
Fluoride	0.063	J	2.00	2.07		mg/L		100	80 - 120	1	15
Chloride	5.1		10.0	15.1		mg/L		100	80 - 120	1	15

Lab Sample ID: MB 680-793134/33
Matrix: Water
Analysis Batch: 793134

Client Sample ID: Method Blank
Prep Type: Total/NA

Analyte	MB Result	MB Qualifier	RL	MDL	Unit	D	Prepared	Analyzed	Dil Fac
Sulfate	<0.40		1.0	0.40	mg/L			08/12/23 18:29	1
Fluoride	<0.040		0.10	0.040	mg/L			08/12/23 18:29	1
Chloride	<0.20		1.0	0.20	mg/L			08/12/23 18:29	1

Eurofins Savannah

QC Sample Results

Client: Southern Company
Project/Site: CCR - Plant Scherer PAC Ash Cell

Job ID: 680-238693-1

Method: 300.0-1993 R2.1 - Anions, Ion Chromatography (Continued)

Lab Sample ID: LCS 680-793134/34
Matrix: Water
Analysis Batch: 793134

Client Sample ID: Lab Control Sample
Prep Type: Total/NA

Analyte	Spike Added	LCS Result	LCS Qualifier	Unit	D	%Rec	%Rec Limits
Sulfate	10.0	9.92		mg/L		99	90 - 110
Fluoride	2.00	2.06		mg/L		103	90 - 110
Chloride	10.0	9.89		mg/L		99	90 - 110

Lab Sample ID: LCSD 680-793134/35
Matrix: Water
Analysis Batch: 793134

Client Sample ID: Lab Control Sample Dup
Prep Type: Total/NA

Analyte	Spike Added	LCSD Result	LCSD Qualifier	Unit	D	%Rec	%Rec Limits	RPD	RPD Limit
Sulfate	10.0	9.97		mg/L		100	90 - 110	0	15
Fluoride	2.00	2.07		mg/L		104	90 - 110	0	15
Chloride	10.0	9.91		mg/L		99	90 - 110	0	15

Lab Sample ID: 680-238693-11 MS
Matrix: Water
Analysis Batch: 793134

Client Sample ID: SCH-GWC-53
Prep Type: Total/NA

Analyte	Sample Result	Sample Qualifier	Spike Added	MS Result	MS Qualifier	Unit	D	%Rec	%Rec Limits
Sulfate	170		10.0	180	4	mg/L		91	80 - 120
Fluoride	<0.040		2.00	2.04		mg/L		102	80 - 120
Chloride	14		10.0	24.0		mg/L		102	80 - 120

Lab Sample ID: 680-238693-11 MSD
Matrix: Water
Analysis Batch: 793134

Client Sample ID: SCH-GWC-53
Prep Type: Total/NA

Analyte	Sample Result	Sample Qualifier	Spike Added	MSD Result	MSD Qualifier	Unit	D	%Rec	%Rec Limits	RPD	RPD Limit
Sulfate	170		10.0	181	4	mg/L		96	80 - 120	0	15
Fluoride	<0.040		2.00	2.10		mg/L		105	80 - 120	3	15
Chloride	14		10.0	24.2		mg/L		104	80 - 120	1	15

Method: 6020B - Metals (ICP/MS)

Lab Sample ID: MB 680-792127/1-A
Matrix: Water
Analysis Batch: 792446

Client Sample ID: Method Blank
Prep Type: Total Recoverable
Prep Batch: 792127

Analyte	MB Result	MB Qualifier	RL	MDL	Unit	D	Prepared	Analyzed	Dil Fac
Antimony	<0.00034		0.0020	0.00034	mg/L		08/07/23 12:18	08/08/23 19:49	1
Arsenic	<0.00086		0.0010	0.00086	mg/L		08/07/23 12:18	08/08/23 19:49	1
Barium	<0.00089		0.010	0.00089	mg/L		08/07/23 12:18	08/08/23 19:49	1
Beryllium	<0.00020		0.0025	0.00020	mg/L		08/07/23 12:18	08/08/23 19:49	1
Cadmium	<0.000078		0.0025	0.000078	mg/L		08/07/23 12:18	08/08/23 19:49	1
Calcium	<0.14		0.50	0.14	mg/L		08/07/23 12:18	08/08/23 19:49	1
Chromium	<0.0012		0.0020	0.0012	mg/L		08/07/23 12:18	08/08/23 19:49	1
Cobalt	<0.00022		0.0025	0.00022	mg/L		08/07/23 12:18	08/08/23 19:49	1
Copper	<0.0011		0.0020	0.0011	mg/L		08/07/23 12:18	08/08/23 19:49	1
Lead	<0.00021		0.0010	0.00021	mg/L		08/07/23 12:18	08/08/23 19:49	1
Magnesium	<0.023		0.50	0.023	mg/L		08/07/23 12:18	08/08/23 19:49	1
Nickel	<0.00042		0.0010	0.00042	mg/L		08/07/23 12:18	08/08/23 19:49	1

Eurofins Savannah

QC Sample Results

Client: Southern Company
 Project/Site: CCR - Plant Scherer PAC Ash Cell

Job ID: 680-238693-1

Method: 6020B - Metals (ICP/MS) (Continued)

Lab Sample ID: MB 680-792127/1-A
Matrix: Water
Analysis Batch: 792446

Client Sample ID: Method Blank
Prep Type: Total Recoverable
Prep Batch: 792127

Analyte	MB Result	MB Qualifier	RL	MDL	Unit	D	Prepared	Analyzed	Dil Fac
Potassium	<0.044		0.50	0.044	mg/L		08/07/23 12:18	08/08/23 19:49	1
Selenium	<0.00099		0.0050	0.00099	mg/L		08/07/23 12:18	08/08/23 19:49	1
Silver	<0.00039		0.0010	0.00039	mg/L		08/07/23 12:18	08/08/23 19:49	1
Sodium	<0.20		0.50	0.20	mg/L		08/07/23 12:18	08/08/23 19:49	1
Thallium	<0.00026		0.0010	0.00026	mg/L		08/07/23 12:18	08/08/23 19:49	1
Vanadium	<0.00063		0.0020	0.00063	mg/L		08/07/23 12:18	08/08/23 19:49	1
Zinc	<0.0028		0.0050	0.0028	mg/L		08/07/23 12:18	08/08/23 19:49	1

Lab Sample ID: MB 680-792127/1-A
Matrix: Water
Analysis Batch: 792890

Client Sample ID: Method Blank
Prep Type: Total Recoverable
Prep Batch: 792127

Analyte	MB Result	MB Qualifier	RL	MDL	Unit	D	Prepared	Analyzed	Dil Fac
Boron	<0.022		0.080	0.022	mg/L		08/07/23 12:18	08/10/23 13:43	1

Lab Sample ID: LCS 680-792127/2-A
Matrix: Water
Analysis Batch: 792446

Client Sample ID: Lab Control Sample
Prep Type: Total Recoverable
Prep Batch: 792127

Analyte	Spike Added	LCS Result	LCS Qualifier	Unit	D	%Rec	%Rec Limits
Antimony	0.0500	0.0454		mg/L		91	80 - 120
Arsenic	0.100	0.0968		mg/L		97	80 - 120
Barium	0.100	0.0945		mg/L		95	80 - 120
Beryllium	0.0500	0.0477		mg/L		95	80 - 120
Cadmium	0.0500	0.0459		mg/L		92	80 - 120
Calcium	5.00	4.95		mg/L		99	80 - 120
Chromium	0.100	0.0963		mg/L		96	80 - 120
Cobalt	0.0500	0.0457		mg/L		91	80 - 120
Copper	0.100	0.0984		mg/L		98	80 - 120
Lead	0.500	0.453		mg/L		91	80 - 120
Magnesium	5.00	4.52		mg/L		90	80 - 120
Nickel	0.100	0.0963		mg/L		96	80 - 120
Potassium	7.00	6.56		mg/L		94	80 - 120
Selenium	0.100	0.0994		mg/L		99	80 - 120
Silver	0.0500	0.0459		mg/L		92	80 - 120
Sodium	5.00	4.93		mg/L		99	80 - 120
Thallium	0.0500	0.0449		mg/L		90	80 - 120
Vanadium	0.100	0.0926		mg/L		93	80 - 120
Zinc	0.100	0.0975		mg/L		98	80 - 120

Lab Sample ID: LCS 680-792127/2-A
Matrix: Water
Analysis Batch: 792890

Client Sample ID: Lab Control Sample
Prep Type: Total Recoverable
Prep Batch: 792127

Analyte	Spike Added	LCS Result	LCS Qualifier	Unit	D	%Rec	%Rec Limits
Boron	0.200	0.203		mg/L		102	80 - 120

QC Sample Results

Client: Southern Company
Project/Site: CCR - Plant Scherer PAC Ash Cell

Job ID: 680-238693-1

Method: 6020B - Metals (ICP/MS) (Continued)

Lab Sample ID: 752-10100-D-2-E MS
Matrix: Water
Analysis Batch: 792446

Client Sample ID: Matrix Spike
Prep Type: Total Recoverable
Prep Batch: 792127

Analyte	Sample	Sample Qualifier	Spike Added	MS	MS	Unit	D	%Rec	%Rec	Limits
	Result			Result	Qualifier					
Antimony	<0.00034		0.0500	0.0495		mg/L		99	75 - 125	
Arsenic	<0.00086		0.100	0.102		mg/L		102	75 - 125	
Barium	0.021		0.100	0.120		mg/L		99	75 - 125	
Beryllium	<0.00020		0.0500	0.0504		mg/L		101	75 - 125	
Cadmium	<0.000078		0.0500	0.0510		mg/L		102	75 - 125	
Calcium	29		5.00	33.1	4	mg/L		84	75 - 125	
Chromium	<0.0012		0.100	0.103		mg/L		103	75 - 125	
Cobalt	<0.00022		0.0500	0.0501		mg/L		100	75 - 125	
Copper	<0.0011		0.100	0.105		mg/L		105	75 - 125	
Lead	<0.00021		0.500	0.491		mg/L		98	75 - 125	
Magnesium	16		5.00	19.6		mg/L		79	75 - 125	
Nickel	0.00076	J	0.100	0.100		mg/L		99	75 - 125	
Potassium	1.3		7.00	8.12		mg/L		98	75 - 125	
Selenium	<0.00099		0.100	0.106		mg/L		106	75 - 125	
Silver	<0.00039		0.0500	0.0492		mg/L		98	75 - 125	
Sodium	15		5.00	18.5		mg/L		76	75 - 125	
Thallium	<0.00026		0.0500	0.0485		mg/L		97	75 - 125	
Vanadium	0.0012	J	0.100	0.100		mg/L		99	75 - 125	
Zinc	0.010		0.100	0.108		mg/L		98	75 - 125	

Lab Sample ID: 752-10100-D-2-E MS
Matrix: Water
Analysis Batch: 792890

Client Sample ID: Matrix Spike
Prep Type: Total Recoverable
Prep Batch: 792127

Analyte	Sample	Sample Qualifier	Spike Added	MS	MS	Unit	D	%Rec	%Rec	Limits
	Result			Result	Qualifier					
Boron	<0.022		0.200	0.214		mg/L		107	75 - 125	

Lab Sample ID: 752-10100-D-2-F MSD
Matrix: Water
Analysis Batch: 792446

Client Sample ID: Matrix Spike Duplicate
Prep Type: Total Recoverable
Prep Batch: 792127

Analyte	Sample	Sample Qualifier	Spike Added	MSD	MSD	Unit	D	%Rec	%Rec	Limits	RPD	Limit
	Result			Result	Qualifier							
Antimony	<0.00034		0.0500	0.0525		mg/L		105	75 - 125	6	20	
Arsenic	<0.00086		0.100	0.105		mg/L		105	75 - 125	4	20	
Barium	0.021		0.100	0.127		mg/L		106	75 - 125	6	20	
Beryllium	<0.00020		0.0500	0.0524		mg/L		105	75 - 125	4	20	
Cadmium	<0.000078		0.0500	0.0536		mg/L		107	75 - 125	5	20	
Calcium	29		5.00	35.1	4	mg/L		123	75 - 125	6	20	
Chromium	<0.0012		0.100	0.108		mg/L		108	75 - 125	5	20	
Cobalt	<0.00022		0.0500	0.0511		mg/L		102	75 - 125	2	20	
Copper	<0.0011		0.100	0.111		mg/L		111	75 - 125	6	20	
Lead	<0.00021		0.500	0.528		mg/L		106	75 - 125	7	20	
Magnesium	16		5.00	21.2		mg/L		112	75 - 125	8	20	
Nickel	0.00076	J	0.100	0.106		mg/L		105	75 - 125	6	20	
Potassium	1.3		7.00	8.61		mg/L		105	75 - 125	6	20	
Selenium	<0.00099		0.100	0.106		mg/L		106	75 - 125	0	20	
Silver	<0.00039		0.0500	0.0520		mg/L		104	75 - 125	6	20	
Sodium	15		5.00	19.6		mg/L		98	75 - 125	6	20	
Thallium	<0.00026		0.0500	0.0517		mg/L		103	75 - 125	6	20	

Eurofins Savannah

QC Sample Results

Client: Southern Company
 Project/Site: CCR - Plant Scherer PAC Ash Cell

Job ID: 680-238693-1

Method: 6020B - Metals (ICP/MS) (Continued)

Lab Sample ID: 752-10100-D-2-F MSD
Matrix: Water
Analysis Batch: 792446

Client Sample ID: Matrix Spike Duplicate
Prep Type: Total Recoverable
Prep Batch: 792127

Analyte	Sample Result	Sample Qualifier	Spike Added	MSD Result	MSD Qualifier	Unit	D	%Rec	%Rec Limits	RPD	RPD Limit
Vanadium	0.0012	J	0.100	0.106		mg/L		105	75 - 125	6	20
Zinc	0.010		0.100	0.114		mg/L		104	75 - 125	6	20

Lab Sample ID: 752-10100-D-2-F MSD
Matrix: Water
Analysis Batch: 792890

Client Sample ID: Matrix Spike Duplicate
Prep Type: Total Recoverable
Prep Batch: 792127

Analyte	Sample Result	Sample Qualifier	Spike Added	MSD Result	MSD Qualifier	Unit	D	%Rec	%Rec Limits	RPD	RPD Limit
Boron	<0.022		0.200	0.209		mg/L		105	75 - 125	2	20

Lab Sample ID: MB 680-792145/1-A
Matrix: Water
Analysis Batch: 792446

Client Sample ID: Method Blank
Prep Type: Total Recoverable
Prep Batch: 792145

Analyte	MB Result	MB Qualifier	RL	MDL	Unit	D	Prepared	Analyzed	Dil Fac
Antimony	<0.00034		0.0020	0.00034	mg/L		08/07/23 13:09	08/08/23 21:46	1
Arsenic	<0.00086		0.0010	0.00086	mg/L		08/07/23 13:09	08/08/23 21:46	1
Barium	0.00495	J	0.010	0.00089	mg/L		08/07/23 13:09	08/08/23 21:46	1
Beryllium	<0.00020		0.0025	0.00020	mg/L		08/07/23 13:09	08/08/23 21:46	1
Boron	<0.022		0.080	0.022	mg/L		08/07/23 13:09	08/08/23 21:46	1
Cadmium	<0.000078		0.0025	0.000078	mg/L		08/07/23 13:09	08/08/23 21:46	1
Calcium	<0.14		0.50	0.14	mg/L		08/07/23 13:09	08/08/23 21:46	1
Chromium	<0.0012		0.0020	0.0012	mg/L		08/07/23 13:09	08/08/23 21:46	1
Cobalt	<0.00022		0.0025	0.00022	mg/L		08/07/23 13:09	08/08/23 21:46	1
Copper	<0.0011		0.0020	0.0011	mg/L		08/07/23 13:09	08/08/23 21:46	1
Lead	<0.00021		0.0010	0.00021	mg/L		08/07/23 13:09	08/08/23 21:46	1
Magnesium	<0.023		0.50	0.023	mg/L		08/07/23 13:09	08/08/23 21:46	1
Nickel	<0.00042		0.0010	0.00042	mg/L		08/07/23 13:09	08/08/23 21:46	1
Potassium	<0.044		0.50	0.044	mg/L		08/07/23 13:09	08/08/23 21:46	1
Selenium	<0.00099		0.0050	0.00099	mg/L		08/07/23 13:09	08/08/23 21:46	1
Silver	<0.00039		0.0010	0.00039	mg/L		08/07/23 13:09	08/08/23 21:46	1
Sodium	<0.20		0.50	0.20	mg/L		08/07/23 13:09	08/08/23 21:46	1
Thallium	<0.00026		0.0010	0.00026	mg/L		08/07/23 13:09	08/08/23 21:46	1
Vanadium	<0.00063		0.0020	0.00063	mg/L		08/07/23 13:09	08/08/23 21:46	1
Zinc	<0.0028		0.0050	0.0028	mg/L		08/07/23 13:09	08/08/23 21:46	1

Lab Sample ID: LCS 680-792145/2-A
Matrix: Water
Analysis Batch: 792446

Client Sample ID: Lab Control Sample
Prep Type: Total Recoverable
Prep Batch: 792145

Analyte	Spike Added	LCS Result	LCS Qualifier	Unit	D	%Rec	%Rec Limits
Antimony	0.0500	0.0462		mg/L		92	80 - 120
Arsenic	0.100	0.0974		mg/L		97	80 - 120
Barium	0.100	0.0945		mg/L		94	80 - 120
Beryllium	0.0500	0.0482		mg/L		96	80 - 120
Boron	0.200	0.210		mg/L		105	80 - 120
Cadmium	0.0500	0.0464		mg/L		93	80 - 120
Calcium	5.00	4.87		mg/L		97	80 - 120
Chromium	0.100	0.0992		mg/L		99	80 - 120

Eurofins Savannah

QC Sample Results

Client: Southern Company
 Project/Site: CCR - Plant Scherer PAC Ash Cell

Job ID: 680-238693-1

Method: 6020B - Metals (ICP/MS) (Continued)

Lab Sample ID: LCS 680-792145/2-A
Matrix: Water
Analysis Batch: 792446

Client Sample ID: Lab Control Sample
Prep Type: Total Recoverable
Prep Batch: 792145

Analyte	Spike Added	LCS Result	LCS Qualifier	Unit	D	%Rec	%Rec Limits
Cobalt	0.0500	0.0465		mg/L		93	80 - 120
Copper	0.100	0.100		mg/L		100	80 - 120
Lead	0.500	0.473		mg/L		95	80 - 120
Magnesium	5.00	4.62		mg/L		92	80 - 120
Nickel	0.100	0.0978		mg/L		98	80 - 120
Potassium	7.00	6.70		mg/L		96	80 - 120
Selenium	0.100	0.101		mg/L		101	80 - 120
Silver	0.0500	0.0459		mg/L		92	80 - 120
Sodium	5.00	4.98		mg/L		100	80 - 120
Thallium	0.0500	0.0463		mg/L		93	80 - 120
Vanadium	0.100	0.0955		mg/L		95	80 - 120
Zinc	0.100	0.0963		mg/L		96	80 - 120

Lab Sample ID: 680-238693-2 MS
Matrix: Water
Analysis Batch: 792446

Client Sample ID: SCH-GWC-29
Prep Type: Total Recoverable
Prep Batch: 792145

Analyte	Sample Result	Sample Qualifier	Spike Added	MS Result	MS Qualifier	Unit	D	%Rec	%Rec Limits
Antimony	<0.00034		0.0500	0.0465		mg/L		93	75 - 125
Arsenic	<0.00086		0.100	0.0969		mg/L		97	75 - 125
Barium	0.019	B	0.100	0.114		mg/L		95	75 - 125
Beryllium	<0.00020		0.0500	0.0490		mg/L		98	75 - 125
Boron	0.025	J	0.200	0.220		mg/L		98	75 - 125
Cadmium	<0.000078		0.0500	0.0463		mg/L		93	75 - 125
Calcium	18		5.00	23.4		mg/L		101	75 - 125
Chromium	<0.0012		0.100	0.0983		mg/L		98	75 - 125
Cobalt	<0.00022		0.0500	0.0462		mg/L		92	75 - 125
Copper	<0.0011		0.100	0.0998		mg/L		100	75 - 125
Lead	<0.00021		0.500	0.477		mg/L		95	75 - 125
Magnesium	10		5.00	14.9		mg/L		94	75 - 125
Nickel	0.0031		0.100	0.0996		mg/L		96	75 - 125
Potassium	0.74		7.00	7.52		mg/L		97	75 - 125
Selenium	<0.00099		0.100	0.101		mg/L		101	75 - 125
Silver	<0.00039		0.0500	0.0465		mg/L		93	75 - 125
Sodium	5.9		5.00	11.0		mg/L		102	75 - 125
Thallium	<0.00026		0.0500	0.0468		mg/L		94	75 - 125
Vanadium	0.0050		0.100	0.0990		mg/L		94	75 - 125
Zinc	<0.0028		0.100	0.0986		mg/L		99	75 - 125

Lab Sample ID: 680-238693-2 MSD
Matrix: Water
Analysis Batch: 792446

Client Sample ID: SCH-GWC-29
Prep Type: Total Recoverable
Prep Batch: 792145

Analyte	Sample Result	Sample Qualifier	Spike Added	MSD Result	MSD Qualifier	Unit	D	%Rec	%Rec Limits	RPD	RPD Limit
Antimony	<0.00034		0.0500	0.0490		mg/L		98	75 - 125	5	20
Arsenic	<0.00086		0.100	0.0998		mg/L		100	75 - 125	3	20
Barium	0.019	B	0.100	0.118		mg/L		99	75 - 125	4	20
Beryllium	<0.00020		0.0500	0.0510		mg/L		102	75 - 125	4	20
Boron	0.025	J	0.200	0.226		mg/L		101	75 - 125	3	20

Eurofins Savannah

QC Sample Results

Client: Southern Company
Project/Site: CCR - Plant Scherer PAC Ash Cell

Job ID: 680-238693-1

Method: 6020B - Metals (ICP/MS) (Continued)

Lab Sample ID: 680-238693-2 MSD
Matrix: Water
Analysis Batch: 792446

Client Sample ID: SCH-GWC-29
Prep Type: Total Recoverable
Prep Batch: 792145

Analyte	Sample Result	Sample Qualifier	Spike Added	MSD Result	MSD Qualifier	Unit	D	%Rec	%Rec Limits	RPD	RPD Limit
Cadmium	<0.000078		0.0500	0.0489		mg/L		98	75 - 125	6	20
Calcium	18		5.00	23.4		mg/L		101	75 - 125	0	20
Chromium	<0.0012		0.100	0.102		mg/L		102	75 - 125	4	20
Cobalt	<0.00022		0.0500	0.0486		mg/L		97	75 - 125	5	20
Copper	<0.0011		0.100	0.102		mg/L		102	75 - 125	2	20
Lead	<0.00021		0.500	0.490		mg/L		98	75 - 125	3	20
Magnesium	10		5.00	15.0		mg/L		95	75 - 125	0	20
Nickel	0.0031		0.100	0.104		mg/L		100	75 - 125	4	20
Potassium	0.74		7.00	7.61		mg/L		98	75 - 125	1	20
Selenium	<0.00099		0.100	0.102		mg/L		102	75 - 125	1	20
Silver	<0.00039		0.0500	0.0489		mg/L		98	75 - 125	5	20
Sodium	5.9		5.00	11.0		mg/L		101	75 - 125	0	20
Thallium	<0.00026		0.0500	0.0479		mg/L		96	75 - 125	2	20
Vanadium	0.0050		0.100	0.104		mg/L		99	75 - 125	5	20
Zinc	<0.0028		0.100	0.101		mg/L		101	75 - 125	3	20

Lab Sample ID: MB 680-792245/1-A
Matrix: Water
Analysis Batch: 792446

Client Sample ID: Method Blank
Prep Type: Total Recoverable
Prep Batch: 792245

Analyte	MB Result	MB Qualifier	RL	MDL	Unit	D	Prepared	Analyzed	Dil Fac
Antimony	<0.00034		0.0020	0.00034	mg/L		08/08/23 08:58	08/08/23 16:14	1
Arsenic	<0.00086		0.0010	0.00086	mg/L		08/08/23 08:58	08/08/23 16:14	1
Barium	<0.00089		0.010	0.00089	mg/L		08/08/23 08:58	08/08/23 16:14	1
Beryllium	<0.00020		0.0025	0.00020	mg/L		08/08/23 08:58	08/08/23 16:14	1
Cadmium	<0.000078		0.0025	0.000078	mg/L		08/08/23 08:58	08/08/23 16:14	1
Calcium	<0.14		0.50	0.14	mg/L		08/08/23 08:58	08/08/23 16:14	1
Chromium	<0.0012		0.0020	0.0012	mg/L		08/08/23 08:58	08/08/23 16:14	1
Cobalt	<0.00022		0.0025	0.00022	mg/L		08/08/23 08:58	08/08/23 16:14	1
Copper	<0.0011		0.0020	0.0011	mg/L		08/08/23 08:58	08/08/23 16:14	1
Lead	<0.00021		0.0010	0.00021	mg/L		08/08/23 08:58	08/08/23 16:14	1
Magnesium	<0.023		0.50	0.023	mg/L		08/08/23 08:58	08/08/23 16:14	1
Nickel	<0.00042		0.0010	0.00042	mg/L		08/08/23 08:58	08/08/23 16:14	1
Potassium	<0.044		0.50	0.044	mg/L		08/08/23 08:58	08/08/23 16:14	1
Selenium	<0.00099		0.0050	0.00099	mg/L		08/08/23 08:58	08/08/23 16:14	1
Silver	<0.00039		0.0010	0.00039	mg/L		08/08/23 08:58	08/08/23 16:14	1
Sodium	<0.20		0.50	0.20	mg/L		08/08/23 08:58	08/08/23 16:14	1
Thallium	<0.00026		0.0010	0.00026	mg/L		08/08/23 08:58	08/08/23 16:14	1
Vanadium	<0.00063		0.0020	0.00063	mg/L		08/08/23 08:58	08/08/23 16:14	1
Zinc	<0.0028		0.0050	0.0028	mg/L		08/08/23 08:58	08/08/23 16:14	1

Lab Sample ID: MB 680-792245/1-A
Matrix: Water
Analysis Batch: 792890

Client Sample ID: Method Blank
Prep Type: Total Recoverable
Prep Batch: 792245

Analyte	MB Result	MB Qualifier	RL	MDL	Unit	D	Prepared	Analyzed	Dil Fac
Boron	<0.022		0.080	0.022	mg/L		08/08/23 08:58	08/10/23 12:42	1

Eurofins Savannah

QC Sample Results

Client: Southern Company
 Project/Site: CCR - Plant Scherer PAC Ash Cell

Job ID: 680-238693-1

Method: 6020B - Metals (ICP/MS) (Continued)

Lab Sample ID: LCS 680-792245/2-A
Matrix: Water
Analysis Batch: 792446

Client Sample ID: Lab Control Sample
Prep Type: Total Recoverable
Prep Batch: 792245

Analyte	Spike Added	LCS Result	LCS Qualifier	Unit	D	%Rec	%Rec	Limits
Antimony	0.0500	0.0485		mg/L		97		80 - 120
Arsenic	0.100	0.102		mg/L		102		80 - 120
Barium	0.100	0.0998		mg/L		100		80 - 120
Beryllium	0.0500	0.0499		mg/L		100		80 - 120
Cadmium	0.0500	0.0506		mg/L		101		80 - 120
Calcium	5.00	5.08		mg/L		102		80 - 120
Chromium	0.100	0.106		mg/L		106		80 - 120
Cobalt	0.0500	0.0495		mg/L		99		80 - 120
Copper	0.100	0.105		mg/L		105		80 - 120
Lead	0.500	0.509		mg/L		102		80 - 120
Magnesium	5.00	4.90		mg/L		98		80 - 120
Nickel	0.100	0.104		mg/L		104		80 - 120
Potassium	7.00	6.95		mg/L		99		80 - 120
Selenium	0.100	0.106		mg/L		106		80 - 120
Silver	0.0500	0.0507		mg/L		101		80 - 120
Sodium	5.00	5.35		mg/L		107		80 - 120
Thallium	0.0500	0.0481		mg/L		96		80 - 120
Vanadium	0.100	0.106		mg/L		106		80 - 120
Zinc	0.100	0.107		mg/L		107		80 - 120

Lab Sample ID: LCS 680-792245/2-A
Matrix: Water
Analysis Batch: 792890

Client Sample ID: Lab Control Sample
Prep Type: Total Recoverable
Prep Batch: 792245

Analyte	Spike Added	LCS Result	LCS Qualifier	Unit	D	%Rec	%Rec	Limits
Boron	0.200	0.199		mg/L		100		80 - 120

Lab Sample ID: 680-238694-E-1-B MS
Matrix: Water
Analysis Batch: 792446

Client Sample ID: Matrix Spike
Prep Type: Total Recoverable
Prep Batch: 792245

Analyte	Sample Result	Sample Qualifier	Spike Added	MS Result	MS Qualifier	Unit	D	%Rec	%Rec	Limits
Antimony	<0.00034		0.0500	0.0488		mg/L		98		75 - 125
Arsenic	<0.00086		0.100	0.103		mg/L		103		75 - 125
Barium	0.013		0.100	0.112		mg/L		99		75 - 125
Beryllium	<0.00020		0.0500	0.0506		mg/L		101		75 - 125
Cadmium	<0.000078		0.0500	0.0509		mg/L		102		75 - 125
Calcium	14		5.00	18.9		mg/L		96		75 - 125
Chromium	0.0028		0.100	0.109		mg/L		106		75 - 125
Cobalt	0.00052	J	0.0500	0.0496		mg/L		98		75 - 125
Copper	<0.0011		0.100	0.106		mg/L		106		75 - 125
Lead	0.00036	J	0.500	0.532		mg/L		106		75 - 125
Magnesium	8.7		5.00	13.2		mg/L		90		75 - 125
Nickel	0.0010		0.100	0.107		mg/L		106		75 - 125
Potassium	0.79		7.00	7.79		mg/L		100		75 - 125
Selenium	<0.00099		0.100	0.110		mg/L		110		75 - 125
Silver	<0.00039		0.0500	0.0505		mg/L		101		75 - 125
Sodium	4.9		5.00	10.1		mg/L		104		75 - 125
Thallium	<0.00026		0.0500	0.0503		mg/L		101		75 - 125

Eurofins Savannah

QC Sample Results

Client: Southern Company
 Project/Site: CCR - Plant Scherer PAC Ash Cell

Job ID: 680-238693-1

Method: 6020B - Metals (ICP/MS) (Continued)

Lab Sample ID: 680-238694-E-1-B MS
Matrix: Water
Analysis Batch: 792446

Client Sample ID: Matrix Spike
Prep Type: Total Recoverable
Prep Batch: 792245

Analyte	Sample Result	Sample Qualifier	Spike Added	MS Result	MS Qualifier	Unit	D	%Rec	%Rec Limits
Vanadium	0.0013	J	0.100	0.104		mg/L		102	75 - 125
Zinc	0.0028	J	0.100	0.108		mg/L		105	75 - 125

Lab Sample ID: 680-238694-E-1-B MS
Matrix: Water
Analysis Batch: 792890

Client Sample ID: Matrix Spike
Prep Type: Total Recoverable
Prep Batch: 792245

Analyte	Sample Result	Sample Qualifier	Spike Added	MS Result	MS Qualifier	Unit	D	%Rec	%Rec Limits
Boron	<0.022		0.200	0.205		mg/L		102	75 - 125

Lab Sample ID: 680-238694-E-1-C MSD
Matrix: Water
Analysis Batch: 792446

Client Sample ID: Matrix Spike Duplicate
Prep Type: Total Recoverable
Prep Batch: 792245

Analyte	Sample Result	Sample Qualifier	Spike Added	MSD Result	MSD Qualifier	Unit	D	%Rec	%Rec Limits	RPD	RPD Limit
Antimony	<0.00034		0.0500	0.0510		mg/L		102	75 - 125	4	20
Arsenic	<0.00086		0.100	0.107		mg/L		107	75 - 125	4	20
Barium	0.013		0.100	0.114		mg/L		101	75 - 125	2	20
Beryllium	<0.00020		0.0500	0.0534		mg/L		107	75 - 125	5	20
Cadmium	<0.000078		0.0500	0.0518		mg/L		104	75 - 125	2	20
Calcium	14		5.00	19.7		mg/L		112	75 - 125	4	20
Chromium	0.0028		0.100	0.114		mg/L		111	75 - 125	4	20
Cobalt	0.00052	J	0.0500	0.0520		mg/L		103	75 - 125	5	20
Copper	<0.0011		0.100	0.112		mg/L		112	75 - 125	5	20
Lead	0.00036	J	0.500	0.547		mg/L		109	75 - 125	3	20
Magnesium	8.7		5.00	14.0		mg/L		107	75 - 125	6	20
Nickel	0.0010		0.100	0.111		mg/L		110	75 - 125	3	20
Potassium	0.79		7.00	8.11		mg/L		105	75 - 125	4	20
Selenium	<0.00099		0.100	0.112		mg/L		112	75 - 125	3	20
Silver	<0.00039		0.0500	0.0531		mg/L		106	75 - 125	5	20
Sodium	4.9		5.00	10.6		mg/L		115	75 - 125	5	20
Thallium	<0.00026		0.0500	0.0517		mg/L		103	75 - 125	3	20
Vanadium	0.0013	J	0.100	0.109		mg/L		107	75 - 125	5	20
Zinc	0.0028	J	0.100	0.111		mg/L		108	75 - 125	3	20

Lab Sample ID: 680-238694-E-1-C MSD
Matrix: Water
Analysis Batch: 792890

Client Sample ID: Matrix Spike Duplicate
Prep Type: Total Recoverable
Prep Batch: 792245

Analyte	Sample Result	Sample Qualifier	Spike Added	MSD Result	MSD Qualifier	Unit	D	%Rec	%Rec Limits	RPD	RPD Limit
Boron	<0.022		0.200	0.211		mg/L		106	75 - 125	3	20

Method: 7470A - Mercury (CVAA)

Lab Sample ID: MB 680-792399/1-A
Matrix: Water
Analysis Batch: 792626

Client Sample ID: Method Blank
Prep Type: Total/NA
Prep Batch: 792399

Analyte	MB Result	MB Qualifier	RL	MDL	Unit	D	Prepared	Analyzed	Dil Fac
Mercury	<0.000080		0.00020	0.000080	mg/L		08/08/23 16:17	08/09/23 16:38	1

Eurofins Savannah

QC Sample Results

Client: Southern Company
 Project/Site: CCR - Plant Scherer PAC Ash Cell

Job ID: 680-238693-1

Method: 7470A - Mercury (CVAA)

Lab Sample ID: LCS 680-792399/2-A
Matrix: Water
Analysis Batch: 792626

Client Sample ID: Lab Control Sample
Prep Type: Total/NA
Prep Batch: 792399

Analyte	Spike Added	LCS Result	LCS Qualifier	Unit	D	%Rec	%Rec Limits
Mercury	0.00250	0.00242		mg/L		97	80 - 120

Lab Sample ID: MB 680-792401/1-A
Matrix: Water
Analysis Batch: 792626

Client Sample ID: Method Blank
Prep Type: Total/NA
Prep Batch: 792401

Analyte	MB Result	MB Qualifier	RL	MDL	Unit	D	Prepared	Analyzed	Dil Fac
Mercury	<0.000080		0.00020	0.000080	mg/L		08/08/23 16:28	08/09/23 15:17	1

Lab Sample ID: LCS 680-792401/2-A
Matrix: Water
Analysis Batch: 792626

Client Sample ID: Lab Control Sample
Prep Type: Total/NA
Prep Batch: 792401

Analyte	Spike Added	LCS Result	LCS Qualifier	Unit	D	%Rec	%Rec Limits
Mercury	0.00250	0.00250		mg/L		100	80 - 120

Lab Sample ID: 680-238484-A-1-E MS
Matrix: Water
Analysis Batch: 792626

Client Sample ID: Matrix Spike
Prep Type: Total/NA
Prep Batch: 792401

Analyte	Sample Result	Sample Qualifier	Spike Added	MS Result	MS Qualifier	Unit	D	%Rec	%Rec Limits
Mercury	<0.000080		0.00100	0.00105		mg/L		105	80 - 120

Lab Sample ID: 680-238484-A-1-F MSD
Matrix: Water
Analysis Batch: 792626

Client Sample ID: Matrix Spike Duplicate
Prep Type: Total/NA
Prep Batch: 792401

Analyte	Sample Result	Sample Qualifier	Spike Added	MSD Result	MSD Qualifier	Unit	D	%Rec	%Rec Limits	RPD	Limit
Mercury	<0.000080		0.00100	0.00102		mg/L		102	80 - 120	3	20

Lab Sample ID: 680-238484-A-2-H MS
Matrix: Water
Analysis Batch: 792626

Client Sample ID: Matrix Spike
Prep Type: Dissolved
Prep Batch: 792399

Analyte	Sample Result	Sample Qualifier	Spike Added	MS Result	MS Qualifier	Unit	D	%Rec	%Rec Limits
Mercury	<0.000080		0.00100	0.000965		mg/L		96	80 - 120

Lab Sample ID: 680-238484-A-2-I MSD
Matrix: Water
Analysis Batch: 792626

Client Sample ID: Matrix Spike Duplicate
Prep Type: Dissolved
Prep Batch: 792399

Analyte	Sample Result	Sample Qualifier	Spike Added	MSD Result	MSD Qualifier	Unit	D	%Rec	%Rec Limits	RPD	Limit
Mercury	<0.000080		0.00100	0.000943		mg/L		94	80 - 120	2	20

QC Sample Results

Client: Southern Company
 Project/Site: CCR - Plant Scherer PAC Ash Cell

Job ID: 680-238693-1

Method: 2320B-2011 - Alkalinity, Total

Lab Sample ID: MB 680-792255/4
Matrix: Water
Analysis Batch: 792255

Client Sample ID: Method Blank
Prep Type: Total/NA

Analyte	MB Result	MB Qualifier	RL	MDL	Unit	D	Prepared	Analyzed	Dil Fac
Total Alkalinity as CaCO3 to pH 4.5	<2.2		5.0	2.2	mg/L			08/07/23 12:59	1
Bicarbonate Alkalinity as CaCO3	<5.0		5.0	5.0	mg/L			08/07/23 12:59	1
Carbonate Alkalinity as CaCO3	<5.0		5.0	5.0	mg/L			08/07/23 12:59	1

Lab Sample ID: LCS 680-792255/6
Matrix: Water
Analysis Batch: 792255

Client Sample ID: Lab Control Sample
Prep Type: Total/NA

Analyte	Spike Added	LCS Result	LCS Qualifier	Unit	D	%Rec	%Rec Limits
Total Alkalinity as CaCO3 to pH 4.5	250	242		mg/L		97	90 - 112

Lab Sample ID: LCSD 680-792255/31
Matrix: Water
Analysis Batch: 792255

Client Sample ID: Lab Control Sample Dup
Prep Type: Total/NA

Analyte	Spike Added	LCSD Result	LCSD Qualifier	Unit	D	%Rec	%Rec Limits	RPD	RPD Limit
Total Alkalinity as CaCO3 to pH 4.5	250	245		mg/L		98	90 - 112	1	30

Lab Sample ID: LLCS 680-792255/5
Matrix: Water
Analysis Batch: 792255

Client Sample ID: Lab Control Sample
Prep Type: Total/NA

Analyte	Spike Added	LLCS Result	LLCS Qualifier	Unit	D	%Rec	%Rec Limits
Total Alkalinity as CaCO3 to pH 4.5	5.00	4.01	J	mg/L		80	50 - 150

Lab Sample ID: 680-238693-4 DU
Matrix: Water
Analysis Batch: 792255

Client Sample ID: SCH-GWA-46
Prep Type: Total/NA

Analyte	Sample Result	Sample Qualifier	DU Result	DU Qualifier	Unit	D	RPD	RPD Limit
Total Alkalinity as CaCO3 to pH 4.5	38		29.7		mg/L		25	30
Bicarbonate Alkalinity as CaCO3	38		29.7		mg/L		25	30
Carbonate Alkalinity as CaCO3	<5.0		<5.0		mg/L		NC	30

Lab Sample ID: MB 680-792258/4
Matrix: Water
Analysis Batch: 792258

Client Sample ID: Method Blank
Prep Type: Total/NA

Analyte	MB Result	MB Qualifier	RL	MDL	Unit	D	Prepared	Analyzed	Dil Fac
Total Alkalinity as CaCO3 to pH 4.5	<2.2		5.0	2.2	mg/L			08/07/23 19:18	1
Bicarbonate Alkalinity as CaCO3	<5.0		5.0	5.0	mg/L			08/07/23 19:18	1
Carbonate Alkalinity as CaCO3	<5.0		5.0	5.0	mg/L			08/07/23 19:18	1

Eurofins Savannah

QC Sample Results

Client: Southern Company
 Project/Site: CCR - Plant Scherer PAC Ash Cell

Job ID: 680-238693-1

Method: 2320B-2011 - Alkalinity, Total (Continued)

Lab Sample ID: LCS 680-792258/6
Matrix: Water
Analysis Batch: 792258

Client Sample ID: Lab Control Sample
Prep Type: Total/NA

Analyte	Spike Added	LCS Result	LCS Qualifier	Unit	D	%Rec	%Rec Limits
Total Alkalinity as CaCO3 to pH 4.5	250	244		mg/L		98	90 - 112

Lab Sample ID: LCSD 680-792258/31
Matrix: Water
Analysis Batch: 792258

Client Sample ID: Lab Control Sample Dup
Prep Type: Total/NA

Analyte	Spike Added	LCSD Result	LCSD Qualifier	Unit	D	%Rec	%Rec Limits	RPD	RPD Limit
Total Alkalinity as CaCO3 to pH 4.5	250	244		mg/L		98	90 - 112	0	30

Lab Sample ID: 680-238693-2 DU
Matrix: Water
Analysis Batch: 792258

Client Sample ID: SCH-GWC-29
Prep Type: Total/NA

Analyte	Sample Result	Sample Qualifier	DU Result	DU Qualifier	Unit	D	RPD	RPD Limit
Total Alkalinity as CaCO3 to pH 4.5	95		95.4		mg/L		0.7	30
Bicarbonate Alkalinity as CaCO3	95		95.4		mg/L		0.7	30
Carbonate Alkalinity as CaCO3	150		<5.0		mg/L		NC	30

Lab Sample ID: 680-238693-D-14 DU
Matrix: Water
Analysis Batch: 792258

Client Sample ID: Duplicate
Prep Type: Total/NA

Analyte	Sample Result	Sample Qualifier	DU Result	DU Qualifier	Unit	D	RPD	RPD Limit
Total Alkalinity as CaCO3 to pH 4.5	69		66.0		mg/L		4	30
Bicarbonate Alkalinity as CaCO3	69		66.0		mg/L		4	30
Carbonate Alkalinity as CaCO3	<5.0		<5.0		mg/L		NC	30

Method: 2540C-2011 - Total Dissolved Solids (Dried at 180 °C)

Lab Sample ID: MB 680-792496/1
Matrix: Water
Analysis Batch: 792496

Client Sample ID: Method Blank
Prep Type: Total/NA

Analyte	MB Result	MB Qualifier	RL	MDL	Unit	D	Prepared	Analyzed	Dil Fac
Total Dissolved Solids	<10		10	10	mg/L			08/09/23 10:51	1

Lab Sample ID: LCS 680-792496/2
Matrix: Water
Analysis Batch: 792496

Client Sample ID: Lab Control Sample
Prep Type: Total/NA

Analyte	Spike Added	LCS Result	LCS Qualifier	Unit	D	%Rec	%Rec Limits
Total Dissolved Solids	2380	2370		mg/L		100	80 - 120

Eurofins Savannah

QC Sample Results

Client: Southern Company
 Project/Site: CCR - Plant Scherer PAC Ash Cell

Job ID: 680-238693-1

Method: 2540C-2011 - Total Dissolved Solids (Dried at 180 °C) (Continued)

Lab Sample ID: LCSD 680-792496/3
Matrix: Water
Analysis Batch: 792496

Client Sample ID: Lab Control Sample Dup
Prep Type: Total/NA

Analyte	Spike Added	LCSD Result	LCSD Qualifier	Unit	D	%Rec	%Rec Limits	RPD	RPD Limit
Total Dissolved Solids	2380	2330		mg/L		98	80 - 120	2	25

Lab Sample ID: 680-238693-3 DU
Matrix: Water
Analysis Batch: 792496

Client Sample ID: SCH-GWA-45
Prep Type: Total/NA

Analyte	Sample Result	Sample Qualifier	DU Result	DU Qualifier	Unit	D	RPD	RPD Limit
Total Dissolved Solids	310		302		mg/L		3	5

Lab Sample ID: MB 680-792734/1
Matrix: Water
Analysis Batch: 792734

Client Sample ID: Method Blank
Prep Type: Total/NA

Analyte	MB Result	MB Qualifier	RL	MDL	Unit	D	Prepared	Analyzed	Dil Fac
Total Dissolved Solids	<10		10	10	mg/L			08/10/23 10:56	1

Lab Sample ID: LCS 680-792734/2
Matrix: Water
Analysis Batch: 792734

Client Sample ID: Lab Control Sample
Prep Type: Total/NA

Analyte	Spike Added	LCS Result	LCS Qualifier	Unit	D	%Rec	%Rec Limits
Total Dissolved Solids	2380	2400		mg/L		101	80 - 120

Lab Sample ID: LCSD 680-792734/3
Matrix: Water
Analysis Batch: 792734

Client Sample ID: Lab Control Sample Dup
Prep Type: Total/NA

Analyte	Spike Added	LCSD Result	LCSD Qualifier	Unit	D	%Rec	%Rec Limits	RPD	RPD Limit
Total Dissolved Solids	2380	2350		mg/L		99	80 - 120	2	25

Lab Sample ID: 680-238755-C-10 DU
Matrix: Water
Analysis Batch: 792734

Client Sample ID: Duplicate
Prep Type: Total/NA

Analyte	Sample Result	Sample Qualifier	DU Result	DU Qualifier	Unit	D	RPD	RPD Limit
Total Dissolved Solids	350		356		mg/L		0.6	5

QC Association Summary

Client: Southern Company
Project/Site: CCR - Plant Scherer PAC Ash Cell

Job ID: 680-238693-1

HPLC/IC

Analysis Batch: 793133

Lab Sample ID	Client Sample ID	Prep Type	Matrix	Method	Prep Batch
680-238693-4	SCH-GWA-46	Total/NA	Water	300.0-1993 R2.1	
680-238693-5	SCH-GWA-47	Total/NA	Water	300.0-1993 R2.1	
680-238693-6	SCH-GWA-48	Total/NA	Water	300.0-1993 R2.1	
680-238693-7	SCH-GWA-49	Total/NA	Water	300.0-1993 R2.1	
680-238693-8	SCH-GWC-50	Total/NA	Water	300.0-1993 R2.1	
680-238693-9	SCH-GWC-51	Total/NA	Water	300.0-1993 R2.1	
680-238693-10	SCH-GWC-52	Total/NA	Water	300.0-1993 R2.1	
MB 680-793133/2	Method Blank	Total/NA	Water	300.0-1993 R2.1	
LCS 680-793133/4	Lab Control Sample	Total/NA	Water	300.0-1993 R2.1	
LCSD 680-793133/5	Lab Control Sample Dup	Total/NA	Water	300.0-1993 R2.1	
680-238616-C-16 MS	Matrix Spike	Total/NA	Water	300.0-1993 R2.1	
680-238616-C-16 MSD	Matrix Spike Duplicate	Total/NA	Water	300.0-1993 R2.1	

Analysis Batch: 793134

Lab Sample ID	Client Sample ID	Prep Type	Matrix	Method	Prep Batch
680-238693-1	SCH-GWA-22	Total/NA	Water	300.0-1993 R2.1	
680-238693-2	SCH-GWC-29	Total/NA	Water	300.0-1993 R2.1	
680-238693-3	SCH-GWA-45	Total/NA	Water	300.0-1993 R2.1	
680-238693-11	SCH-GWC-53	Total/NA	Water	300.0-1993 R2.1	
680-238693-12	SCH-PAC-FD-6	Total/NA	Water	300.0-1993 R2.1	
680-238693-16	SCH-PAC-FD-7	Total/NA	Water	300.0-1993 R2.1	
680-238693-17	SCH-PAC-EB-6	Total/NA	Water	300.0-1993 R2.1	
680-238693-18	SCH-PAC-EB-7	Total/NA	Water	300.0-1993 R2.1	
680-238693-19	SCH-PAC-FB-6	Total/NA	Water	300.0-1993 R2.1	
680-238693-20	SCH-PAC-FB-7	Total/NA	Water	300.0-1993 R2.1	
MB 680-793134/33	Method Blank	Total/NA	Water	300.0-1993 R2.1	
LCS 680-793134/34	Lab Control Sample	Total/NA	Water	300.0-1993 R2.1	
LCSD 680-793134/35	Lab Control Sample Dup	Total/NA	Water	300.0-1993 R2.1	
680-238693-11 MS	SCH-GWC-53	Total/NA	Water	300.0-1993 R2.1	
680-238693-11 MSD	SCH-GWC-53	Total/NA	Water	300.0-1993 R2.1	

Metals

Prep Batch: 792127

Lab Sample ID	Client Sample ID	Prep Type	Matrix	Method	Prep Batch
680-238693-1	SCH-GWA-22	Total Recoverable	Water	3005A	
680-238693-7	SCH-GWA-49	Total Recoverable	Water	3005A	
680-238693-8	SCH-GWC-50	Total Recoverable	Water	3005A	
680-238693-9	SCH-GWC-51	Total Recoverable	Water	3005A	
680-238693-10	SCH-GWC-52	Total Recoverable	Water	3005A	
680-238693-16	SCH-PAC-FD-7	Total Recoverable	Water	3005A	
680-238693-18	SCH-PAC-EB-7	Total Recoverable	Water	3005A	
680-238693-19	SCH-PAC-FB-6	Total Recoverable	Water	3005A	
680-238693-20	SCH-PAC-FB-7	Total Recoverable	Water	3005A	
MB 680-792127/1-A	Method Blank	Total Recoverable	Water	3005A	
LCS 680-792127/2-A	Lab Control Sample	Total Recoverable	Water	3005A	
752-10100-D-2-E MS	Matrix Spike	Total Recoverable	Water	3005A	
752-10100-D-2-F MSD	Matrix Spike Duplicate	Total Recoverable	Water	3005A	

Eurofins Savannah

QC Association Summary

Client: Southern Company
Project/Site: CCR - Plant Scherer PAC Ash Cell

Job ID: 680-238693-1

Metals

Prep Batch: 792145

Lab Sample ID	Client Sample ID	Prep Type	Matrix	Method	Prep Batch
680-238693-2	SCH-GWC-29	Total Recoverable	Water	3005A	
680-238693-5	SCH-GWA-47	Total Recoverable	Water	3005A	
680-238693-6	SCH-GWA-48	Total Recoverable	Water	3005A	
680-238693-17	SCH-PAC-EB-6	Total Recoverable	Water	3005A	
MB 680-792145/1-A	Method Blank	Total Recoverable	Water	3005A	
LCS 680-792145/2-A	Lab Control Sample	Total Recoverable	Water	3005A	
680-238693-2 MS	SCH-GWC-29	Total Recoverable	Water	3005A	
680-238693-2 MSD	SCH-GWC-29	Total Recoverable	Water	3005A	

Prep Batch: 792245

Lab Sample ID	Client Sample ID	Prep Type	Matrix	Method	Prep Batch
680-238693-3	SCH-GWA-45	Total Recoverable	Water	3005A	
680-238693-4	SCH-GWA-46	Total Recoverable	Water	3005A	
680-238693-11	SCH-GWC-53	Total Recoverable	Water	3005A	
680-238693-12	SCH-PAC-FD-6	Total Recoverable	Water	3005A	
MB 680-792245/1-A	Method Blank	Total Recoverable	Water	3005A	
LCS 680-792245/2-A	Lab Control Sample	Total Recoverable	Water	3005A	
680-238694-E-1-B MS	Matrix Spike	Total Recoverable	Water	3005A	
680-238694-E-1-C MSD	Matrix Spike Duplicate	Total Recoverable	Water	3005A	

Prep Batch: 792399

Lab Sample ID	Client Sample ID	Prep Type	Matrix	Method	Prep Batch
680-238693-1	SCH-GWA-22	Total/NA	Water	7470A	
680-238693-2	SCH-GWC-29	Total/NA	Water	7470A	
680-238693-3	SCH-GWA-45	Total/NA	Water	7470A	
680-238693-4	SCH-GWA-46	Total/NA	Water	7470A	
680-238693-5	SCH-GWA-47	Total/NA	Water	7470A	
680-238693-6	SCH-GWA-48	Total/NA	Water	7470A	
680-238693-7	SCH-GWA-49	Total/NA	Water	7470A	
680-238693-8	SCH-GWC-50	Total/NA	Water	7470A	
680-238693-9	SCH-GWC-51	Total/NA	Water	7470A	
680-238693-10	SCH-GWC-52	Total/NA	Water	7470A	
680-238693-11	SCH-GWC-53	Total/NA	Water	7470A	
680-238693-12	SCH-PAC-FD-6	Total/NA	Water	7470A	
MB 680-792399/1-A	Method Blank	Total/NA	Water	7470A	
LCS 680-792399/2-A	Lab Control Sample	Total/NA	Water	7470A	
680-238484-A-2-H MS	Matrix Spike	Dissolved	Water	7470A	
680-238484-A-2-I MSD	Matrix Spike Duplicate	Dissolved	Water	7470A	

Prep Batch: 792401

Lab Sample ID	Client Sample ID	Prep Type	Matrix	Method	Prep Batch
680-238693-16	SCH-PAC-FD-7	Total/NA	Water	7470A	
680-238693-17	SCH-PAC-EB-6	Total/NA	Water	7470A	
680-238693-18	SCH-PAC-EB-7	Total/NA	Water	7470A	
680-238693-19	SCH-PAC-FB-6	Total/NA	Water	7470A	
680-238693-20	SCH-PAC-FB-7	Total/NA	Water	7470A	
MB 680-792401/1-A	Method Blank	Total/NA	Water	7470A	
LCS 680-792401/2-A	Lab Control Sample	Total/NA	Water	7470A	
680-238484-A-1-E MS	Matrix Spike	Total/NA	Water	7470A	
680-238484-A-1-F MSD	Matrix Spike Duplicate	Total/NA	Water	7470A	

Eurofins Savannah

QC Association Summary

Client: Southern Company
Project/Site: CCR - Plant Scherer PAC Ash Cell

Job ID: 680-238693-1

Metals

Analysis Batch: 792446

Lab Sample ID	Client Sample ID	Prep Type	Matrix	Method	Prep Batch
680-238693-1	SCH-GWA-22	Total Recoverable	Water	6020B	792127
680-238693-2	SCH-GWC-29	Total Recoverable	Water	6020B	792145
680-238693-3	SCH-GWA-45	Total Recoverable	Water	6020B	792245
680-238693-4	SCH-GWA-46	Total Recoverable	Water	6020B	792245
680-238693-5	SCH-GWA-47	Total Recoverable	Water	6020B	792145
680-238693-6	SCH-GWA-48	Total Recoverable	Water	6020B	792145
680-238693-7	SCH-GWA-49	Total Recoverable	Water	6020B	792127
680-238693-8	SCH-GWC-50	Total Recoverable	Water	6020B	792127
680-238693-9	SCH-GWC-51	Total Recoverable	Water	6020B	792127
680-238693-10	SCH-GWC-52	Total Recoverable	Water	6020B	792127
680-238693-11	SCH-GWC-53	Total Recoverable	Water	6020B	792245
680-238693-12	SCH-PAC-FD-6	Total Recoverable	Water	6020B	792245
680-238693-16	SCH-PAC-FD-7	Total Recoverable	Water	6020B	792127
680-238693-17	SCH-PAC-EB-6	Total Recoverable	Water	6020B	792145
680-238693-18	SCH-PAC-EB-7	Total Recoverable	Water	6020B	792127
680-238693-19	SCH-PAC-FB-6	Total Recoverable	Water	6020B	792127
680-238693-20	SCH-PAC-FB-7	Total Recoverable	Water	6020B	792127
MB 680-792127/1-A	Method Blank	Total Recoverable	Water	6020B	792127
MB 680-792145/1-A	Method Blank	Total Recoverable	Water	6020B	792145
MB 680-792245/1-A	Method Blank	Total Recoverable	Water	6020B	792245
LCS 680-792127/2-A	Lab Control Sample	Total Recoverable	Water	6020B	792127
LCS 680-792145/2-A	Lab Control Sample	Total Recoverable	Water	6020B	792145
LCS 680-792245/2-A	Lab Control Sample	Total Recoverable	Water	6020B	792245
680-238693-2 MS	SCH-GWC-29	Total Recoverable	Water	6020B	792145
680-238693-2 MSD	SCH-GWC-29	Total Recoverable	Water	6020B	792145
680-238694-E-1-B MS	Matrix Spike	Total Recoverable	Water	6020B	792245
680-238694-E-1-C MSD	Matrix Spike Duplicate	Total Recoverable	Water	6020B	792245
752-10100-D-2-E MS	Matrix Spike	Total Recoverable	Water	6020B	792127
752-10100-D-2-F MSD	Matrix Spike Duplicate	Total Recoverable	Water	6020B	792127

Analysis Batch: 792626

Lab Sample ID	Client Sample ID	Prep Type	Matrix	Method	Prep Batch
680-238693-1	SCH-GWA-22	Total/NA	Water	7470A	792399
680-238693-2	SCH-GWC-29	Total/NA	Water	7470A	792399
680-238693-3	SCH-GWA-45	Total/NA	Water	7470A	792399
680-238693-4	SCH-GWA-46	Total/NA	Water	7470A	792399
680-238693-5	SCH-GWA-47	Total/NA	Water	7470A	792399
680-238693-6	SCH-GWA-48	Total/NA	Water	7470A	792399
680-238693-7	SCH-GWA-49	Total/NA	Water	7470A	792399
680-238693-8	SCH-GWC-50	Total/NA	Water	7470A	792399
680-238693-9	SCH-GWC-51	Total/NA	Water	7470A	792399
680-238693-10	SCH-GWC-52	Total/NA	Water	7470A	792399
680-238693-11	SCH-GWC-53	Total/NA	Water	7470A	792399
680-238693-12	SCH-PAC-FD-6	Total/NA	Water	7470A	792399
680-238693-16	SCH-PAC-FD-7	Total/NA	Water	7470A	792401
680-238693-17	SCH-PAC-EB-6	Total/NA	Water	7470A	792401
680-238693-18	SCH-PAC-EB-7	Total/NA	Water	7470A	792401
680-238693-19	SCH-PAC-FB-6	Total/NA	Water	7470A	792401
680-238693-20	SCH-PAC-FB-7	Total/NA	Water	7470A	792401
MB 680-792399/1-A	Method Blank	Total/NA	Water	7470A	792399
MB 680-792401/1-A	Method Blank	Total/NA	Water	7470A	792401

Eurofins Savannah

QC Association Summary

Client: Southern Company
Project/Site: CCR - Plant Scherer PAC Ash Cell

Job ID: 680-238693-1

Metals (Continued)

Analysis Batch: 792626 (Continued)

Lab Sample ID	Client Sample ID	Prep Type	Matrix	Method	Prep Batch
LCS 680-792399/2-A	Lab Control Sample	Total/NA	Water	7470A	792399
LCS 680-792401/2-A	Lab Control Sample	Total/NA	Water	7470A	792401
680-238484-A-1-E MS	Matrix Spike	Total/NA	Water	7470A	792401
680-238484-A-1-F MSD	Matrix Spike Duplicate	Total/NA	Water	7470A	792401
680-238484-A-2-H MS	Matrix Spike	Dissolved	Water	7470A	792399
680-238484-A-2-I MSD	Matrix Spike Duplicate	Dissolved	Water	7470A	792399

Analysis Batch: 792890

Lab Sample ID	Client Sample ID	Prep Type	Matrix	Method	Prep Batch
680-238693-1	SCH-GWA-22	Total Recoverable	Water	6020B	792127
680-238693-3	SCH-GWA-45	Total Recoverable	Water	6020B	792245
680-238693-4	SCH-GWA-46	Total Recoverable	Water	6020B	792245
680-238693-7	SCH-GWA-49	Total Recoverable	Water	6020B	792127
680-238693-8	SCH-GWC-50	Total Recoverable	Water	6020B	792127
680-238693-9	SCH-GWC-51	Total Recoverable	Water	6020B	792127
680-238693-10	SCH-GWC-52	Total Recoverable	Water	6020B	792127
680-238693-11	SCH-GWC-53	Total Recoverable	Water	6020B	792245
680-238693-12	SCH-PAC-FD-6	Total Recoverable	Water	6020B	792245
680-238693-16	SCH-PAC-FD-7	Total Recoverable	Water	6020B	792127
680-238693-18	SCH-PAC-EB-7	Total Recoverable	Water	6020B	792127
680-238693-19	SCH-PAC-FB-6	Total Recoverable	Water	6020B	792127
680-238693-20	SCH-PAC-FB-7	Total Recoverable	Water	6020B	792127
MB 680-792127/1-A	Method Blank	Total Recoverable	Water	6020B	792127
MB 680-792245/1-A	Method Blank	Total Recoverable	Water	6020B	792245
LCS 680-792127/2-A	Lab Control Sample	Total Recoverable	Water	6020B	792127
LCS 680-792245/2-A	Lab Control Sample	Total Recoverable	Water	6020B	792245
680-238694-E-1-B MS	Matrix Spike	Total Recoverable	Water	6020B	792245
680-238694-E-1-C MSD	Matrix Spike Duplicate	Total Recoverable	Water	6020B	792245
752-10100-D-2-E MS	Matrix Spike	Total Recoverable	Water	6020B	792127
752-10100-D-2-F MSD	Matrix Spike Duplicate	Total Recoverable	Water	6020B	792127

General Chemistry

Analysis Batch: 792255

Lab Sample ID	Client Sample ID	Prep Type	Matrix	Method	Prep Batch
680-238693-3	SCH-GWA-45	Total/NA	Water	2320B-2011	
680-238693-4	SCH-GWA-46	Total/NA	Water	2320B-2011	
MB 680-792255/4	Method Blank	Total/NA	Water	2320B-2011	
LCS 680-792255/6	Lab Control Sample	Total/NA	Water	2320B-2011	
LCSD 680-792255/31	Lab Control Sample Dup	Total/NA	Water	2320B-2011	
LLCS 680-792255/5	Lab Control Sample	Total/NA	Water	2320B-2011	
680-238693-4 DU	SCH-GWA-46	Total/NA	Water	2320B-2011	

Analysis Batch: 792258

Lab Sample ID	Client Sample ID	Prep Type	Matrix	Method	Prep Batch
680-238693-1	SCH-GWA-22	Total/NA	Water	2320B-2011	
680-238693-2	SCH-GWC-29	Total/NA	Water	2320B-2011	
680-238693-5	SCH-GWA-47	Total/NA	Water	2320B-2011	
680-238693-6	SCH-GWA-48	Total/NA	Water	2320B-2011	
680-238693-7	SCH-GWA-49	Total/NA	Water	2320B-2011	
680-238693-8	SCH-GWC-50	Total/NA	Water	2320B-2011	

Eurofins Savannah

QC Association Summary

Client: Southern Company
 Project/Site: CCR - Plant Scherer PAC Ash Cell

Job ID: 680-238693-1

General Chemistry (Continued)

Analysis Batch: 792258 (Continued)

Lab Sample ID	Client Sample ID	Prep Type	Matrix	Method	Prep Batch
680-238693-9	SCH-GWC-51	Total/NA	Water	2320B-2011	
680-238693-10	SCH-GWC-52	Total/NA	Water	2320B-2011	
680-238693-11	SCH-GWC-53	Total/NA	Water	2320B-2011	
680-238693-12	SCH-PAC-FD-6	Total/NA	Water	2320B-2011	
680-238693-16	SCH-PAC-FD-7	Total/NA	Water	2320B-2011	
680-238693-17	SCH-PAC-EB-6	Total/NA	Water	2320B-2011	
680-238693-18	SCH-PAC-EB-7	Total/NA	Water	2320B-2011	
680-238693-19	SCH-PAC-FB-6	Total/NA	Water	2320B-2011	
680-238693-20	SCH-PAC-FB-7	Total/NA	Water	2320B-2011	
MB 680-792258/4	Method Blank	Total/NA	Water	2320B-2011	
LCS 680-792258/6	Lab Control Sample	Total/NA	Water	2320B-2011	
LCS D 680-792258/31	Lab Control Sample Dup	Total/NA	Water	2320B-2011	
680-238693-2 DU	SCH-GWC-29	Total/NA	Water	2320B-2011	
680-238693-D-14 DU	Duplicate	Total/NA	Water	2320B-2011	

Analysis Batch: 792496

Lab Sample ID	Client Sample ID	Prep Type	Matrix	Method	Prep Batch
680-238693-1	SCH-GWA-22	Total/NA	Water	2540C-2011	
680-238693-2	SCH-GWC-29	Total/NA	Water	2540C-2011	
680-238693-3	SCH-GWA-45	Total/NA	Water	2540C-2011	
680-238693-4	SCH-GWA-46	Total/NA	Water	2540C-2011	
680-238693-5	SCH-GWA-47	Total/NA	Water	2540C-2011	
680-238693-6	SCH-GWA-48	Total/NA	Water	2540C-2011	
680-238693-7	SCH-GWA-49	Total/NA	Water	2540C-2011	
680-238693-8	SCH-GWC-50	Total/NA	Water	2540C-2011	
680-238693-9	SCH-GWC-51	Total/NA	Water	2540C-2011	
680-238693-10	SCH-GWC-52	Total/NA	Water	2540C-2011	
680-238693-11	SCH-GWC-53	Total/NA	Water	2540C-2011	
680-238693-12	SCH-PAC-FD-6	Total/NA	Water	2540C-2011	
680-238693-16	SCH-PAC-FD-7	Total/NA	Water	2540C-2011	
MB 680-792496/1	Method Blank	Total/NA	Water	2540C-2011	
LCS 680-792496/2	Lab Control Sample	Total/NA	Water	2540C-2011	
LCS D 680-792496/3	Lab Control Sample Dup	Total/NA	Water	2540C-2011	
680-238693-3 DU	SCH-GWA-45	Total/NA	Water	2540C-2011	

Analysis Batch: 792734

Lab Sample ID	Client Sample ID	Prep Type	Matrix	Method	Prep Batch
680-238693-17	SCH-PAC-EB-6	Total/NA	Water	2540C-2011	
680-238693-18	SCH-PAC-EB-7	Total/NA	Water	2540C-2011	
680-238693-19	SCH-PAC-FB-6	Total/NA	Water	2540C-2011	
680-238693-20	SCH-PAC-FB-7	Total/NA	Water	2540C-2011	
MB 680-792734/1	Method Blank	Total/NA	Water	2540C-2011	
LCS 680-792734/2	Lab Control Sample	Total/NA	Water	2540C-2011	
LCS D 680-792734/3	Lab Control Sample Dup	Total/NA	Water	2540C-2011	
680-238755-C-10 DU	Duplicate	Total/NA	Water	2540C-2011	

Lab Chronicle

Client: Southern Company
 Project/Site: CCR - Plant Scherer PAC Ash Cell

Job ID: 680-238693-1

Client Sample ID: SCH-GWA-22

Lab Sample ID: 680-238693-1

Date Collected: 08/03/23 17:24

Matrix: Water

Date Received: 08/05/23 08:00

Prep Type	Batch Type	Batch Method	Run	Dil Factor	Initial Amount	Final Amount	Batch Number	Prepared or Analyzed	Analyst	Lab
Total/NA	Analysis	300.0-1993 R2.1		1	5 mL	5 mL	793134	08/12/23 21:01	T1C	EET SAV
Instrument ID: CICK										
Total Recoverable	Prep	3005A			25 mL	125 mL	792127	08/07/23 12:18	RR	EET SAV
Total Recoverable	Analysis	6020B		1			792446	08/08/23 21:26	BWR	EET SAV
Instrument ID: ICPMSC										
Total Recoverable	Prep	3005A			25 mL	125 mL	792127	08/07/23 12:18	RR	EET SAV
Total Recoverable	Analysis	6020B		1			792890	08/10/23 14:40	BWR	EET SAV
Instrument ID: ICPMSC										
Total/NA	Prep	7470A			50 mL	50 mL	792399	08/08/23 16:17	DW	EET SAV
Total/NA	Analysis	7470A		1			792626	08/09/23 16:47	BJB	EET SAV
Instrument ID: QuickTrace2										
Total/NA	Analysis	2320B-2011		1			792258	08/07/23 20:01	PG	EET SAV
Instrument ID: MANTECH 2										
Total/NA	Analysis	2540C-2011		1	200 mL	200 mL	792496	08/09/23 10:51	PG	EET SAV
Instrument ID: NOEQUIP										

Client Sample ID: SCH-GWC-29

Lab Sample ID: 680-238693-2

Date Collected: 08/03/23 14:40

Matrix: Water

Date Received: 08/05/23 08:00

Prep Type	Batch Type	Batch Method	Run	Dil Factor	Initial Amount	Final Amount	Batch Number	Prepared or Analyzed	Analyst	Lab
Total/NA	Analysis	300.0-1993 R2.1		1	5 mL	5 mL	793134	08/12/23 21:14	T1C	EET SAV
Instrument ID: CICK										
Total Recoverable	Prep	3005A			25 mL	125 mL	792145	08/07/23 13:09	RR	EET SAV
Total Recoverable	Analysis	6020B		1			792446	08/08/23 21:54	BWR	EET SAV
Instrument ID: ICPMSC										
Total/NA	Prep	7470A			50 mL	50 mL	792399	08/08/23 16:17	DW	EET SAV
Total/NA	Analysis	7470A		1			792626	08/09/23 16:49	BJB	EET SAV
Instrument ID: QuickTrace2										
Total/NA	Analysis	2320B-2011		1			792258	08/07/23 19:43	PG	EET SAV
Instrument ID: MANTECH 2										
Total/NA	Analysis	2540C-2011		1	200 mL	200 mL	792496	08/09/23 10:51	PG	EET SAV
Instrument ID: NOEQUIP										

Client Sample ID: SCH-GWA-45

Lab Sample ID: 680-238693-3

Date Collected: 08/03/23 09:57

Matrix: Water

Date Received: 08/05/23 08:00

Prep Type	Batch Type	Batch Method	Run	Dil Factor	Initial Amount	Final Amount	Batch Number	Prepared or Analyzed	Analyst	Lab
Total/NA	Analysis	300.0-1993 R2.1		1	5 mL	5 mL	793134	08/12/23 21:27	T1C	EET SAV
Instrument ID: CICK										
Total Recoverable	Prep	3005A			25 mL	125 mL	792245	08/08/23 08:58	RR	EET SAV
Total Recoverable	Analysis	6020B		1			792446	08/08/23 17:15	BWR	EET SAV
Instrument ID: ICPMSC										

Eurofins Savannah

Lab Chronicle

Client: Southern Company
Project/Site: CCR - Plant Scherer PAC Ash Cell

Job ID: 680-238693-1

Client Sample ID: SCH-GWA-45

Lab Sample ID: 680-238693-3

Date Collected: 08/03/23 09:57

Matrix: Water

Date Received: 08/05/23 08:00

Prep Type	Batch Type	Batch Method	Run	Dil Factor	Initial Amount	Final Amount	Batch Number	Prepared or Analyzed	Analyst	Lab
Total Recoverable	Prep	3005A			25 mL	125 mL	792245	08/08/23 08:58	RR	EET SAV
Total Recoverable	Analysis	6020B		1			792890	08/10/23 13:02	BWR	EET SAV
Instrument ID: ICPMSC										
Total/NA	Prep	7470A			50 mL	50 mL	792399	08/08/23 16:17	DW	EET SAV
Total/NA	Analysis	7470A		1			792626	08/09/23 16:50	BJB	EET SAV
Instrument ID: QuickTrace2										
Total/NA	Analysis	2320B-2011		1			792255	08/07/23 17:36	PG	EET SAV
Instrument ID: MANTECH 2										
Total/NA	Analysis	2540C-2011		1	50 mL	200 mL	792496	08/09/23 10:51	PG	EET SAV
Instrument ID: NOEQUIP										

Client Sample ID: SCH-GWA-46

Lab Sample ID: 680-238693-4

Date Collected: 08/03/23 10:38

Matrix: Water

Date Received: 08/05/23 08:00

Prep Type	Batch Type	Batch Method	Run	Dil Factor	Initial Amount	Final Amount	Batch Number	Prepared or Analyzed	Analyst	Lab
Total/NA	Analysis	300.0-1993 R2.1		1	5 mL	5 mL	793133	08/12/23 16:48	T1C	EET SAV
Instrument ID: CICK										
Total Recoverable	Prep	3005A			25 mL	125 mL	792245	08/08/23 08:58	RR	EET SAV
Total Recoverable	Analysis	6020B		1			792446	08/08/23 17:19	BWR	EET SAV
Instrument ID: ICPMSC										
Total Recoverable	Prep	3005A			25 mL	125 mL	792245	08/08/23 08:58	RR	EET SAV
Total Recoverable	Analysis	6020B		1			792890	08/10/23 13:07	BWR	EET SAV
Instrument ID: ICPMSC										
Total/NA	Prep	7470A			50 mL	50 mL	792399	08/08/23 16:17	DW	EET SAV
Total/NA	Analysis	7470A		1			792626	08/09/23 16:52	BJB	EET SAV
Instrument ID: QuickTrace2										
Total/NA	Analysis	2320B-2011		1			792255	08/07/23 15:50	PG	EET SAV
Instrument ID: MANTECH 2										
Total/NA	Analysis	2540C-2011		1	200 mL	200 mL	792496	08/09/23 10:51	PG	EET SAV
Instrument ID: NOEQUIP										

Client Sample ID: SCH-GWA-47

Lab Sample ID: 680-238693-5

Date Collected: 08/03/23 12:20

Matrix: Water

Date Received: 08/05/23 08:00

Prep Type	Batch Type	Batch Method	Run	Dil Factor	Initial Amount	Final Amount	Batch Number	Prepared or Analyzed	Analyst	Lab
Total/NA	Analysis	300.0-1993 R2.1		1	5 mL	5 mL	793133	08/12/23 17:01	T1C	EET SAV
Instrument ID: CICK										
Total Recoverable	Prep	3005A			25 mL	125 mL	792145	08/07/23 13:09	RR	EET SAV
Total Recoverable	Analysis	6020B		1			792446	08/08/23 22:14	BWR	EET SAV
Instrument ID: ICPMSC										
Total/NA	Prep	7470A			50 mL	50 mL	792399	08/08/23 16:17	DW	EET SAV
Total/NA	Analysis	7470A		1			792626	08/09/23 16:56	BJB	EET SAV
Instrument ID: QuickTrace2										

Eurofins Savannah

Lab Chronicle

Client: Southern Company
 Project/Site: CCR - Plant Scherer PAC Ash Cell

Job ID: 680-238693-1

Client Sample ID: SCH-GWA-47

Lab Sample ID: 680-238693-5

Date Collected: 08/03/23 12:20

Matrix: Water

Date Received: 08/05/23 08:00

Prep Type	Batch Type	Batch Method	Run	Dil Factor	Initial Amount	Final Amount	Batch Number	Prepared or Analyzed	Analyst	Lab
Total/NA	Analysis	2320B-2011		1			792258	08/07/23 20:37	PG	EET SAV
Total/NA	Analysis	2540C-2011		1	200 mL	200 mL	792496	08/09/23 10:51	PG	EET SAV
Instrument ID: NOEQUIP										

Client Sample ID: SCH-GWA-48

Lab Sample ID: 680-238693-6

Date Collected: 08/03/23 12:57

Matrix: Water

Date Received: 08/05/23 08:00

Prep Type	Batch Type	Batch Method	Run	Dil Factor	Initial Amount	Final Amount	Batch Number	Prepared or Analyzed	Analyst	Lab
Total/NA	Analysis	300.0-1993 R2.1		1	5 mL	5 mL	793133	08/12/23 17:13	T1C	EET SAV
Instrument ID: CICK										
Total Recoverable	Prep	3005A			25 mL	125 mL	792145	08/07/23 13:09	RR	EET SAV
Total Recoverable	Analysis	6020B		1			792446	08/08/23 22:10	BWR	EET SAV
Instrument ID: ICPMSC										
Total/NA	Prep	7470A			50 mL	50 mL	792399	08/08/23 16:17	DW	EET SAV
Total/NA	Analysis	7470A		1			792626	08/09/23 16:58	BJB	EET SAV
Instrument ID: QuickTrace2										
Total/NA	Analysis	2320B-2011		1			792258	08/07/23 20:45	PG	EET SAV
Instrument ID: MANTECH 2										
Total/NA	Analysis	2540C-2011		1	200 mL	200 mL	792496	08/09/23 10:51	PG	EET SAV
Instrument ID: NOEQUIP										

Client Sample ID: SCH-GWA-49

Lab Sample ID: 680-238693-7

Date Collected: 08/03/23 10:50

Matrix: Water

Date Received: 08/05/23 08:00

Prep Type	Batch Type	Batch Method	Run	Dil Factor	Initial Amount	Final Amount	Batch Number	Prepared or Analyzed	Analyst	Lab
Total/NA	Analysis	300.0-1993 R2.1		1	5 mL	5 mL	793133	08/12/23 17:26	T1C	EET SAV
Instrument ID: CICK										
Total Recoverable	Prep	3005A			25 mL	125 mL	792127	08/07/23 12:18	RR	EET SAV
Total Recoverable	Analysis	6020B		1			792446	08/08/23 21:09	BWR	EET SAV
Instrument ID: ICPMSC										
Total Recoverable	Prep	3005A			25 mL	125 mL	792127	08/07/23 12:18	RR	EET SAV
Total Recoverable	Analysis	6020B		1			792890	08/10/23 14:32	BWR	EET SAV
Instrument ID: ICPMSC										
Total/NA	Prep	7470A			50 mL	50 mL	792399	08/08/23 16:17	DW	EET SAV
Total/NA	Analysis	7470A		1			792626	08/09/23 17:00	BJB	EET SAV
Instrument ID: QuickTrace2										
Total/NA	Analysis	2320B-2011		1			792258	08/07/23 20:10	PG	EET SAV
Instrument ID: MANTECH 2										
Total/NA	Analysis	2540C-2011		1	200 mL	200 mL	792496	08/09/23 10:51	PG	EET SAV
Instrument ID: NOEQUIP										

Lab Chronicle

Client: Southern Company
 Project/Site: CCR - Plant Scherer PAC Ash Cell

Job ID: 680-238693-1

Client Sample ID: SCH-GWC-50

Lab Sample ID: 680-238693-8

Date Collected: 08/03/23 13:16

Matrix: Water

Date Received: 08/05/23 08:00

Prep Type	Batch Type	Batch Method	Run	Dil Factor	Initial Amount	Final Amount	Batch Number	Prepared or Analyzed	Analyst	Lab
Total/NA	Analysis	300.0-1993 R2.1		1	5 mL	5 mL	793133	08/12/23 17:39	T1C	EET SAV
Instrument ID: CICK										
Total Recoverable	Prep	3005A			25 mL	125 mL	792127	08/07/23 12:18	RR	EET SAV
Total Recoverable	Analysis	6020B		1			792446	08/08/23 21:13	BWR	EET SAV
Instrument ID: ICPMSC										
Total Recoverable	Prep	3005A			25 mL	125 mL	792127	08/07/23 12:18	RR	EET SAV
Total Recoverable	Analysis	6020B		1			792890	08/10/23 14:36	BWR	EET SAV
Instrument ID: ICPMSC										
Total/NA	Prep	7470A			50 mL	50 mL	792399	08/08/23 16:17	DW	EET SAV
Total/NA	Analysis	7470A		1			792626	08/09/23 17:01	BJB	EET SAV
Instrument ID: QuickTrace2										
Total/NA	Analysis	2320B-2011		1			792258	08/07/23 20:19	PG	EET SAV
Instrument ID: MANTECH 2										
Total/NA	Analysis	2540C-2011		1	200 mL	200 mL	792496	08/09/23 10:51	PG	EET SAV
Instrument ID: NOEQUIP										

Client Sample ID: SCH-GWC-51

Lab Sample ID: 680-238693-9

Date Collected: 08/03/23 13:00

Matrix: Water

Date Received: 08/05/23 08:00

Prep Type	Batch Type	Batch Method	Run	Dil Factor	Initial Amount	Final Amount	Batch Number	Prepared or Analyzed	Analyst	Lab
Total/NA	Analysis	300.0-1993 R2.1		1	5 mL	5 mL	793133	08/12/23 17:51	T1C	EET SAV
Instrument ID: CICK										
Total Recoverable	Prep	3005A			25 mL	125 mL	792127	08/07/23 12:18	RR	EET SAV
Total Recoverable	Analysis	6020B		1			792446	08/08/23 20:53	BWR	EET SAV
Instrument ID: ICPMSC										
Total Recoverable	Prep	3005A			25 mL	125 mL	792127	08/07/23 12:18	RR	EET SAV
Total Recoverable	Analysis	6020B		1			792890	08/10/23 14:08	BWR	EET SAV
Instrument ID: ICPMSC										
Total/NA	Prep	7470A			50 mL	50 mL	792399	08/08/23 16:17	DW	EET SAV
Total/NA	Analysis	7470A		1			792626	08/09/23 17:03	BJB	EET SAV
Instrument ID: QuickTrace2										
Total/NA	Analysis	2320B-2011		1			792258	08/07/23 20:27	PG	EET SAV
Instrument ID: MANTECH 2										
Total/NA	Analysis	2540C-2011		1	200 mL	200 mL	792496	08/09/23 10:51	PG	EET SAV
Instrument ID: NOEQUIP										

Client Sample ID: SCH-GWC-52

Lab Sample ID: 680-238693-10

Date Collected: 08/03/23 14:20

Matrix: Water

Date Received: 08/05/23 08:00

Prep Type	Batch Type	Batch Method	Run	Dil Factor	Initial Amount	Final Amount	Batch Number	Prepared or Analyzed	Analyst	Lab
Total/NA	Analysis	300.0-1993 R2.1		1	5 mL	5 mL	793133	08/12/23 18:04	T1C	EET SAV
Instrument ID: CICK										

Eurofins Savannah

Lab Chronicle

Client: Southern Company
Project/Site: CCR - Plant Scherer PAC Ash Cell

Job ID: 680-238693-1

Client Sample ID: SCH-GWC-52

Lab Sample ID: 680-238693-10

Date Collected: 08/03/23 14:20

Matrix: Water

Date Received: 08/05/23 08:00

Prep Type	Batch Type	Batch Method	Run	Dil Factor	Initial Amount	Final Amount	Batch Number	Prepared or Analyzed	Analyst	Lab
Total Recoverable	Prep	3005A			25 mL	125 mL	792127	08/07/23 12:18	RR	EET SAV
Total Recoverable	Analysis	6020B		1			792446	08/08/23 20:57	BWR	EET SAV
Instrument ID: ICPMSC										
Total Recoverable	Prep	3005A			25 mL	125 mL	792127	08/07/23 12:18	RR	EET SAV
Total Recoverable	Analysis	6020B		1			792890	08/10/23 14:12	BWR	EET SAV
Instrument ID: ICPMSC										
Total/NA	Prep	7470A			50 mL	50 mL	792399	08/08/23 16:17	DW	EET SAV
Total/NA	Analysis	7470A		1			792626	08/09/23 17:04	BJB	EET SAV
Instrument ID: QuickTrace2										
Total/NA	Analysis	2320B-2011		1			792258	08/07/23 20:54	PG	EET SAV
Instrument ID: MANTECH 2										
Total/NA	Analysis	2540C-2011		1	200 mL	200 mL	792496	08/09/23 10:51	PG	EET SAV
Instrument ID: NOEQUIP										

Client Sample ID: SCH-GWC-53

Lab Sample ID: 680-238693-11

Date Collected: 08/03/23 11:24

Matrix: Water

Date Received: 08/05/23 08:00

Prep Type	Batch Type	Batch Method	Run	Dil Factor	Initial Amount	Final Amount	Batch Number	Prepared or Analyzed	Analyst	Lab
Total/NA	Analysis	300.0-1993 R2.1		1	5 mL	5 mL	793134	08/12/23 19:07	T1C	EET SAV
Instrument ID: CICK										
Total Recoverable	Prep	3005A			25 mL	125 mL	792245	08/08/23 08:58	RR	EET SAV
Total Recoverable	Analysis	6020B		1			792446	08/08/23 17:23	BWR	EET SAV
Instrument ID: ICPMSC										
Total Recoverable	Prep	3005A			25 mL	125 mL	792245	08/08/23 08:58	RR	EET SAV
Total Recoverable	Analysis	6020B		1			792890	08/10/23 13:11	BWR	EET SAV
Instrument ID: ICPMSC										
Total/NA	Prep	7470A			50 mL	50 mL	792399	08/08/23 16:17	DW	EET SAV
Total/NA	Analysis	7470A		1			792626	08/09/23 17:06	BJB	EET SAV
Instrument ID: QuickTrace2										
Total/NA	Analysis	2320B-2011		1			792258	08/07/23 22:00	PG	EET SAV
Instrument ID: MANTECH 2										
Total/NA	Analysis	2540C-2011		1	50 mL	200 mL	792496	08/09/23 10:51	PG	EET SAV
Instrument ID: NOEQUIP										

Client Sample ID: SCH-PAC-FD-6

Lab Sample ID: 680-238693-12

Date Collected: 08/03/23 00:00

Matrix: Water

Date Received: 08/05/23 08:00

Prep Type	Batch Type	Batch Method	Run	Dil Factor	Initial Amount	Final Amount	Batch Number	Prepared or Analyzed	Analyst	Lab
Total/NA	Analysis	300.0-1993 R2.1		1	5 mL	5 mL	793134	08/12/23 19:45	T1C	EET SAV
Instrument ID: CICK										
Total Recoverable	Prep	3005A			25 mL	125 mL	792245	08/08/23 08:58	RR	EET SAV
Total Recoverable	Analysis	6020B		1			792446	08/08/23 17:27	BWR	EET SAV
Instrument ID: ICPMSC										

Eurofins Savannah

Lab Chronicle

Client: Southern Company
Project/Site: CCR - Plant Scherer PAC Ash Cell

Job ID: 680-238693-1

Client Sample ID: SCH-PAC-FD-6

Lab Sample ID: 680-238693-12

Date Collected: 08/03/23 00:00

Matrix: Water

Date Received: 08/05/23 08:00

Prep Type	Batch Type	Batch Method	Run	Dil Factor	Initial Amount	Final Amount	Batch Number	Prepared or Analyzed	Analyst	Lab
Total Recoverable	Prep	3005A			25 mL	125 mL	792245	08/08/23 08:58	RR	EET SAV
Total Recoverable	Analysis	6020B		1			792890	08/10/23 13:23	BWR	EET SAV
Instrument ID: ICPMSC										
Total/NA	Prep	7470A			50 mL	50 mL	792399	08/08/23 16:17	DW	EET SAV
Total/NA	Analysis	7470A		1			792626	08/09/23 17:07	BJB	EET SAV
Instrument ID: QuickTrace2										
Total/NA	Analysis	2320B-2011		1			792258	08/07/23 21:53	PG	EET SAV
Instrument ID: MANTECH 2										
Total/NA	Analysis	2540C-2011		1	50 mL	200 mL	792496	08/09/23 10:51	PG	EET SAV
Instrument ID: NOEQUIP										

Client Sample ID: SCH-PAC-FD-7

Lab Sample ID: 680-238693-16

Date Collected: 08/03/23 00:00

Matrix: Water

Date Received: 08/05/23 08:00

Prep Type	Batch Type	Batch Method	Run	Dil Factor	Initial Amount	Final Amount	Batch Number	Prepared or Analyzed	Analyst	Lab
Total/NA	Analysis	300.0-1993 R2.1		1	5 mL	5 mL	793134	08/12/23 19:58	T1C	EET SAV
Instrument ID: CICK										
Total Recoverable	Prep	3005A			25 mL	125 mL	792127	08/07/23 12:18	RR	EET SAV
Total Recoverable	Analysis	6020B		1			792446	08/08/23 21:30	BWR	EET SAV
Instrument ID: ICPMSC										
Total Recoverable	Prep	3005A			25 mL	125 mL	792127	08/07/23 12:18	RR	EET SAV
Total Recoverable	Analysis	6020B		1			792890	08/10/23 14:44	BWR	EET SAV
Instrument ID: ICPMSC										
Total/NA	Prep	7470A			50 mL	50 mL	792401	08/08/23 16:28	DW	EET SAV
Total/NA	Analysis	7470A		1			792626	08/09/23 15:20	BJB	EET SAV
Instrument ID: QuickTrace2										
Total/NA	Analysis	2320B-2011		1			792258	08/07/23 22:09	PG	EET SAV
Instrument ID: MANTECH 2										
Total/NA	Analysis	2540C-2011		1	200 mL	200 mL	792496	08/09/23 10:51	PG	EET SAV
Instrument ID: NOEQUIP										

Client Sample ID: SCH-PAC-EB-6

Lab Sample ID: 680-238693-17

Date Collected: 08/03/23 14:35

Matrix: Water

Date Received: 08/05/23 08:00

Prep Type	Batch Type	Batch Method	Run	Dil Factor	Initial Amount	Final Amount	Batch Number	Prepared or Analyzed	Analyst	Lab
Total/NA	Analysis	300.0-1993 R2.1		1	5 mL	5 mL	793134	08/12/23 20:11	T1C	EET SAV
Instrument ID: CICK										
Total Recoverable	Prep	3005A			25 mL	125 mL	792145	08/07/23 13:09	RR	EET SAV
Total Recoverable	Analysis	6020B		1			792446	08/08/23 22:06	BWR	EET SAV
Instrument ID: ICPMSC										
Total/NA	Prep	7470A			50 mL	50 mL	792401	08/08/23 16:28	DW	EET SAV
Total/NA	Analysis	7470A		1			792626	08/09/23 15:22	BJB	EET SAV
Instrument ID: QuickTrace2										

Eurofins Savannah

Lab Chronicle

Client: Southern Company
 Project/Site: CCR - Plant Scherer PAC Ash Cell

Job ID: 680-238693-1

Client Sample ID: SCH-PAC-EB-6

Lab Sample ID: 680-238693-17

Date Collected: 08/03/23 14:35

Matrix: Water

Date Received: 08/05/23 08:00

Prep Type	Batch Type	Batch Method	Run	Dil Factor	Initial Amount	Final Amount	Batch Number	Prepared or Analyzed	Analyst	Lab
Total/NA	Analysis	2320B-2011		1			792258	08/07/23 21:04	PG	EET SAV
Total/NA	Analysis	2540C-2011		1	200 mL	200 mL	792734	08/10/23 10:56	PG	EET SAV
Instrument ID: NOEQUIP										

Client Sample ID: SCH-PAC-EB-7

Lab Sample ID: 680-238693-18

Date Collected: 08/03/23 11:00

Matrix: Water

Date Received: 08/05/23 08:00

Prep Type	Batch Type	Batch Method	Run	Dil Factor	Initial Amount	Final Amount	Batch Number	Prepared or Analyzed	Analyst	Lab
Total/NA	Analysis	300.0-1993 R2.1		1	5 mL	5 mL	793134	08/12/23 20:23	T1C	EET SAV
Instrument ID: CICK										
Total Recoverable	Prep	3005A			25 mL	125 mL	792127	08/07/23 12:18	RR	EET SAV
Total Recoverable	Analysis	6020B		1			792446	08/08/23 21:34	BWR	EET SAV
Instrument ID: ICPMSC										
Total Recoverable	Prep	3005A			25 mL	125 mL	792127	08/07/23 12:18	RR	EET SAV
Total Recoverable	Analysis	6020B		1			792890	08/10/23 14:48	BWR	EET SAV
Instrument ID: ICPMSC										
Total/NA	Prep	7470A			50 mL	50 mL	792401	08/08/23 16:28	DW	EET SAV
Total/NA	Analysis	7470A		1			792626	08/09/23 15:23	BJB	EET SAV
Instrument ID: QuickTrace2										
Total/NA	Analysis	2320B-2011		1			792258	08/07/23 20:59	PG	EET SAV
Instrument ID: MANTECH 2										
Total/NA	Analysis	2540C-2011		1	200 mL	200 mL	792734	08/10/23 10:56	PG	EET SAV
Instrument ID: NOEQUIP										

Client Sample ID: SCH-PAC-FB-6

Lab Sample ID: 680-238693-19

Date Collected: 08/03/23 11:00

Matrix: Water

Date Received: 08/05/23 08:00

Prep Type	Batch Type	Batch Method	Run	Dil Factor	Initial Amount	Final Amount	Batch Number	Prepared or Analyzed	Analyst	Lab
Total/NA	Analysis	300.0-1993 R2.1		1	5 mL	5 mL	793134	08/12/23 20:36	T1C	EET SAV
Instrument ID: CICK										
Total Recoverable	Prep	3005A			25 mL	125 mL	792127	08/07/23 12:18	RR	EET SAV
Total Recoverable	Analysis	6020B		1			792446	08/08/23 21:01	BWR	EET SAV
Instrument ID: ICPMSC										
Total Recoverable	Prep	3005A			25 mL	125 mL	792127	08/07/23 12:18	RR	EET SAV
Total Recoverable	Analysis	6020B		1			792890	08/10/23 14:16	BWR	EET SAV
Instrument ID: ICPMSC										
Total/NA	Prep	7470A			50 mL	50 mL	792401	08/08/23 16:28	DW	EET SAV
Total/NA	Analysis	7470A		1			792626	08/09/23 15:25	BJB	EET SAV
Instrument ID: QuickTrace2										
Total/NA	Analysis	2320B-2011		1			792258	08/07/23 22:31	PG	EET SAV
Instrument ID: MANTECH 2										
Total/NA	Analysis	2540C-2011		1	200 mL	200 mL	792734	08/10/23 10:56	PG	EET SAV
Instrument ID: NOEQUIP										

Eurofins Savannah

Lab Chronicle

Client: Southern Company
 Project/Site: CCR - Plant Scherer PAC Ash Cell

Job ID: 680-238693-1

Client Sample ID: SCH-PAC-FB-7

Lab Sample ID: 680-238693-20

Date Collected: 08/03/23 12:40

Matrix: Water

Date Received: 08/05/23 08:00

Prep Type	Batch Type	Batch Method	Run	Dil Factor	Initial Amount	Final Amount	Batch Number	Prepared or Analyzed	Analyst	Lab
Total/NA	Analysis	300.0-1993 R2.1		1	5 mL	5 mL	793134	08/12/23 20:49	T1C	EET SAV
Instrument ID: CICK										
Total Recoverable	Prep	3005A			25 mL	125 mL	792127	08/07/23 12:18	RR	EET SAV
Total Recoverable	Analysis	6020B		1			792446	08/08/23 20:49	BWR	EET SAV
Instrument ID: ICPMSC										
Total Recoverable	Prep	3005A			25 mL	125 mL	792127	08/07/23 12:18	RR	EET SAV
Total Recoverable	Analysis	6020B		1			792890	08/10/23 14:03	BWR	EET SAV
Instrument ID: ICPMSC										
Total/NA	Prep	7470A			50 mL	50 mL	792401	08/08/23 16:28	DW	EET SAV
Total/NA	Analysis	7470A		1			792626	08/09/23 15:27	BJB	EET SAV
Instrument ID: QuickTrace2										
Total/NA	Analysis	2320B-2011		1			792258	08/07/23 22:36	PG	EET SAV
Instrument ID: MANTECH 2										
Total/NA	Analysis	2540C-2011		1	200 mL	200 mL	792734	08/10/23 10:56	PG	EET SAV
Instrument ID: NOEQUIP										

Laboratory References:

EET SAV = Eurofins Savannah, 5102 LaRoche Avenue, Savannah, GA 31404, TEL (912)354-7858

Accreditation/Certification Summary

Client: Southern Company
Project/Site: CCR - Plant Scherer PAC Ash Cell

Job ID: 680-238693-1

Laboratory: Eurofins Savannah

The accreditations/certifications listed below are applicable to this report.

Authority	Program	Identification Number	Expiration Date
Florida	NELAP	E87052	08-23-23
Georgia	State	E87052	06-30-24

1

2

3

4

5

6

7

8

9

10

11

12

Method Summary

Client: Southern Company
Project/Site: CCR - Plant Scherer PAC Ash Cell

Job ID: 680-238693-1

Method	Method Description	Protocol	Laboratory
300.0-1993 R2.1	Anions, Ion Chromatography	MCAWW	EET SAV
6020B	Metals (ICP/MS)	SW846	EET SAV
7470A	Mercury (CVAA)	SW846	EET SAV
2320B-2011	Alkalinity, Total	SM	EET SAV
2540C-2011	Total Dissolved Solids (Dried at 180 °C)	SM	EET SAV
3005A	Preparation, Total Recoverable or Dissolved Metals	SW846	EET SAV
7470A	Preparation, Mercury	SW846	EET SAV

Protocol References:

MCAWW = "Methods For Chemical Analysis Of Water And Wastes", EPA-600/4-79-020, March 1983 And Subsequent Revisions.
SM = "Standard Methods For The Examination Of Water And Wastewater"
SW846 = "Test Methods For Evaluating Solid Waste, Physical/Chemical Methods", Third Edition, November 1986 And Its Updates.

Laboratory References:

EET SAV = Eurofins Savannah, 5102 LaRoche Avenue, Savannah, GA 31404, TEL (912)354-7858

TestAmerica Pittsburgh

301 Alpha Drive
 RIDC Park
 Pittsburgh, PA 15238-2907
 phone 412.963.7058 fax 412.963.2468

Chain of Custody Record

TestAmerica

THE LEADER IN ENVIRONMENTAL TESTING

TestAmerica Laboratories, Inc.

Regulatory Program: DW NPDES RCRA Other:

Client Contact	Project Manager: Dawn Prell	Site Contact: Dawn Prell	Date: 08/04/2023	COC No:
Joju Abraham	Tel/Fax: 248-536-5445	Lab Contact: David Fuller	Carrier:	1 of 2 COCs
Southern Company	Analysis Turnaround Time			Sampler:
241 Ralph McGill Blvd SE B10185	<input checked="" type="checkbox"/> CALENDAR DAYS <input type="checkbox"/> WORKING DAYS			For Lab Use Only:
Atlanta, GA 30308	TAT if different from Below 3-5 days			Walk-in Client:
JAbraham@southernco.com	<input type="checkbox"/> 2 weeks			Lab Sampling:
Project Name: CCR - Plant Scherer PAC Ash Cell	<input type="checkbox"/> 1 week			Job / SDG No.:
Site: Georgia	<input type="checkbox"/> 2 days			
Project #: 31406440.022	<input type="checkbox"/> 1 day			

Sample Identification	Sample Date	Sample Time	Sample Type (C=Comp, G=Grab)	Matrix	# of Cont.	Filtered Sample (Y/N)	Perform MS/MSD (Y/N)	6020, 7470A: As, Ba, B, Be, Ca, Cd, Cr, Co, Cu, Pb, Hg, Ni, Sb, Se, Ag, Tl, Vn, Zn	Cations: Na, Mg, K	Cl, F, So4, TDS	Alkalinity (total, CO3, HCO3)	Sample Specific Notes:
SCH-GWA-22	8/3/2023	17:24	G	WG	4	N	N	X	X	X	X	
SCH-GWC-29	8/3/2023	14:40	G	WG	4	N	N	X	X	X	X	
SCH-GWA-45	8/3/2023	09:57	G	WG	4	N	N	X	X	X	X	
SCH-GWA-46	8/3/2023	10:38	G	WG	4	N	N	X	X	X	X	
SCH-GWA-47	8/3/2023	12:20	G	WG	4	N	N	X	X	X	X	
SCH-GWA-48	8/3/2023	12:57	G	WG	4	N	N	X	X	X	X	
SCH-GWA-49	8/3/2023	10:50	G	WG	4	N	N	X	X	X	X	
SCH-GWC-50	8/3/2023	13:16	G	WG	4	N	N	X	X	X	X	
SCH-GWC-51	8/3/2023	13:00	G	WG	4	N	N	X	X	X	X	
SCH-GWC-52	8/3/2023	14:20	G	WG	4	N	N	X	X	X	X	
SCH-GWC-53	8/3/2023	11:24	G	WG	4	N	N	X	X	X	X	
SCH-PAC-FD-6	8/3/2023	--	G	WG	4	N	N	X	X	X	X	



244-A
TA

Preservation Used: 1= Ice, 2= HCl; 3= H2SO4; 4=HNO3; 5=NaOH; 6= Other

Possible Hazard Identification: Are any samples from a listed EPA Hazardous Waste? Please List any EPA Waste Codes for the sample in the Comments Section if the lab is to dispose of the sample.

Non-Hazard Flammable Skin Irritant Poison B Unknown

Sample Disposal (A fee may be assessed if samples are retained longer than 1 month)

Return to Client Disposal by Lab Archive for _____ Months

Special Instructions/QC Requirements & Comments: SCH-CCR-ASSMT-2023S2

Custody Seals Intact: <input type="checkbox"/> Yes <input type="checkbox"/> No	Custody Seal No.:	Cooler Temp. (°C): Obs'd:	Corr'd:	Therm ID No.:
Relinquished by: MARK MANN / [Signature]	Company: WSP	Date/Time: 08/04/23 1300	Received by: [Signature]	Company: [Signature] Date/Time: 8/4/23 1300
Relinquished by: [Signature]	Company:	Date/Time: 8/4/23 1300	Received by:	Company: Date/Time:
Relinquished by:	Company:	Date/Time:	Received in Laboratory by: [Signature]	Company: Date/Time: [Signature] 8/5/23 0800


2425 33/34

Form No. CA-C-WI-002, Rev. 4.20, dated 2/28/19

TestAmerica Pittsburgh

301 Alpha Drive
 RIDC Park
 Pittsburgh, PA 15238-2907
 phone 412.963.7058 fax 412.963.2468

Chain of Custody Record



THE LEADER IN ENVIRONMENTAL TESTING

TestAmerica Laboratories, Inc.

Regulatory Program: DW NPDES RCRA Other:

Client Contact		Project Manager: Dawn Prell		Site Contact: Dawn Prell		Date: 08/04/2023		COC No:											
Joju Abraham		Tel/Fax: 248-536-5445		Lab Contact: David Fuller		Carrier:		2 of 2 COCs											
Southern Company		Analysis Turnaround Time		Filtered Sample (Y/N) Perform MS/MSD (Y/N) 6020, 7470A: As, Ba, B, Be, Ca, Cd, Cr, Co, Cu, Pb, Hg, Ni, Sb, Se, Ag, Ti, Vn, Zn Cations: Na, Mg, K Cl, F, So4, TDS Alkalinity (total, CO3, HCO3)		Sampler: For Lab Use Only: Walk-in Client: Lab Sampling: Job / SDG No.:		Sample Specific Notes:											
241 Ralph McGill Blvd SE B10185		<input checked="" type="checkbox"/> CALENDAR DAYS <input type="checkbox"/> WORKING DAYS																	
Atlanta, GA 30308		TAT if different from Below ___3-5 days___																	
JAbraham@southernco.com		<input type="checkbox"/> 2 weeks																	
Project Name: CCR - Plant Scherer PAC Ash Cell		<input type="checkbox"/> 1 week																	
Site: Georgia		<input type="checkbox"/> 2 days																	
Project #: 31406440.022		<input type="checkbox"/> 1 day																	
Sample Identification	Sample Date	Sample Time	Sample Type (C=Comp, G=Grab)	Matrix	# of Cont.	Filtered	Perform MS/MSD	6020, 7470A	Cations	Cl, F, So4	Alkalinity								
SCH-PAC-FB-6	8/3/2023	11:00	G	WQ	4	N	N	X	X	X	X								
SCH-PAC-EB-6	8/3/2023	14:35	G	WQ	4	N	N	X	X	X	X								
SCH-PAC-FD-7	8/3/2023	-	G	WG	4	N	N	X	X	X	X								
SCH-PAC-EB-7	8/3/2023	11:00	G	WQ	4	N	N	X	X	X	X								
SCH-PAC-FB-7	8/3/2023	12:40	G	WQ	4	N	N	X	X	X	X								
Preservation Used: 1= Ice, 2= HCl; 3= H2SO4; 4=HNO3; 5=NaOH; 6= Other						4	4	1	1										
Possible Hazard Identification: Are any samples from a listed EPA Hazardous Waste? Please List any EPA Waste Codes for the sample in the Comments Section if the lab is to dispose of the sample.						Sample Disposal (A fee may be assessed if samples are retained longer than 1 month)													
<input type="checkbox"/> Non-Hazard <input type="checkbox"/> Flammable <input type="checkbox"/> Skin Irritant <input type="checkbox"/> Poison B <input type="checkbox"/> Unknown						<input type="checkbox"/> Return to Client <input type="checkbox"/> Disposal by Lab <input type="checkbox"/> Archive for _____ Months													
Special Instructions/QC Requirements & Comments: SCH-CCR-ASSMT-2023S2																			
Custody Seals Intact: <input type="checkbox"/> Yes <input type="checkbox"/> No		Custody Seal No.:			Cooler Temp. (°C): Obs'd: _____		Corr'd: _____		Therm ID No.:										
Relinquished by:		Company:		Date/Time:		Received by:		Company:		Date/Time:									
Relinquished by:		Company:		Date/Time:		Received by:		Company:		Date/Time:									
Relinquished by:		Company:		Date/Time:		Received in Laboratory by:		Company:		Date/Time:									

2.4/2.5 3.3/3.4

Form No. CA-C-WI-002, Rev. 4.20, dated 2/28/2019

Login Sample Receipt Checklist

Client: Southern Company

Job Number: 680-238693-1

Login Number: 238693

List Source: Eurofins Savannah

List Number: 1

Creator: Munro, Caroline

Question	Answer	Comment
Radioactivity wasn't checked or is </= background as measured by a survey meter.	N/A	
The cooler's custody seal, if present, is intact.	True	
Sample custody seals, if present, are intact.	True	
The cooler or samples do not appear to have been compromised or tampered with.	True	
Samples were received on ice.	True	
Cooler Temperature is acceptable.	True	
Cooler Temperature is recorded.	True	
COC is present.	True	
COC is filled out in ink and legible.	True	
COC is filled out with all pertinent information.	True	
Is the Field Sampler's name present on COC?	True	
There are no discrepancies between the containers received and the COC.	True	
Samples are received within Holding Time (excluding tests with immediate HTs)	True	
Sample containers have legible labels.	True	
Containers are not broken or leaking.	True	
Sample collection date/times are provided.	True	
Appropriate sample containers are used.	True	
Sample bottles are completely filled.	True	
Sample Preservation Verified.	N/A	
There is sufficient vol. for all requested analyses, incl. any requested MS/MSDs	True	
Containers requiring zero headspace have no headspace or bubble is <6mm (1/4").	N/A	
Multiphasic samples are not present.	True	
Samples do not require splitting or compositing.	True	
Residual Chlorine Checked.	N/A	



ANALYTICAL REPORT

PREPARED FOR

Attn: Joju Abraham
Southern Company
241 Ralph McGill Blvd SE
B10185
Atlanta, Georgia 30308

Generated 8/23/2023 4:22:33 PM

JOB DESCRIPTION

CCR - Plant Scherer Surface Water

JOB NUMBER

680-238963-1

Eurofins Savannah

Job Notes

This report may not be reproduced except in full, and with written approval from the laboratory. The results relate only to the samples tested. For questions please contact the Project Manager at the e-mail address or telephone number listed on this page.

The test results in this report relate only to the samples as received by the laboratory and will meet all requirements of the methodology, with any exceptions noted. This report shall not be reproduced except in full, without the express written approval of the laboratory. All questions should be directed to the Eurofins Environment Testing Southeast, LLC Project Manager.

Authorization



Generated
8/23/2023 4:22:33 PM

Authorized for release by
David Fuller, Project Manager
David.Fuller@et.eurofinsus.com
(770)344-8986

Definitions/Glossary

Client: Southern Company
 Project/Site: CCR - Plant Scherer Surface Water

Job ID: 680-238963-1

Qualifiers

HPLC/IC

Qualifier	Qualifier Description
J	Result is less than the RL but greater than or equal to the MDL and the concentration is an approximate value.

Metals

Qualifier	Qualifier Description
4	MS, MSD: The analyte present in the original sample is greater than 4 times the matrix spike concentration; therefore, control limits are not applicable.
E	Result exceeded calibration range.
F1	MS and/or MSD recovery exceeds control limits.
J	Result is less than the RL but greater than or equal to the MDL and the concentration is an approximate value.

General Chemistry

Qualifier	Qualifier Description
J	Result is less than the RL but greater than or equal to the MDL and the concentration is an approximate value.

Glossary

Abbreviation	These commonly used abbreviations may or may not be present in this report.
α	Listed under the "D" column to designate that the result is reported on a dry weight basis
%R	Percent Recovery
CFL	Contains Free Liquid
CFU	Colony Forming Unit
CNF	Contains No Free Liquid
DER	Duplicate Error Ratio (normalized absolute difference)
Dil Fac	Dilution Factor
DL	Detection Limit (DoD/DOE)
DL, RA, RE, IN	Indicates a Dilution, Re-analysis, Re-extraction, or additional Initial metals/anion analysis of the sample
DLC	Decision Level Concentration (Radiochemistry)
EDL	Estimated Detection Limit (Dioxin)
LOD	Limit of Detection (DoD/DOE)
LOQ	Limit of Quantitation (DoD/DOE)
MCL	EPA recommended "Maximum Contaminant Level"
MDA	Minimum Detectable Activity (Radiochemistry)
MDC	Minimum Detectable Concentration (Radiochemistry)
MDL	Method Detection Limit
ML	Minimum Level (Dioxin)
MPN	Most Probable Number
MQL	Method Quantitation Limit
NC	Not Calculated
ND	Not Detected at the reporting limit (or MDL or EDL if shown)
NEG	Negative / Absent
POS	Positive / Present
PQL	Practical Quantitation Limit
PRES	Presumptive
QC	Quality Control
RER	Relative Error Ratio (Radiochemistry)
RL	Reporting Limit or Requested Limit (Radiochemistry)
RPD	Relative Percent Difference, a measure of the relative difference between two points
TEF	Toxicity Equivalent Factor (Dioxin)
TEQ	Toxicity Equivalent Quotient (Dioxin)
TNTC	Too Numerous To Count

Sample Summary

Client: Southern Company
Project/Site: CCR - Plant Scherer Surface Water

Job ID: 680-238963-1

Lab Sample ID	Client Sample ID	Matrix	Collected	Received
680-238963-1	SCH-SWA-2	Water	08/09/23 15:30	08/11/23 08:00
680-238963-2	SCH-SWA-3	Water	08/09/23 14:56	08/11/23 08:00
680-238963-3	SCH-SWC-4	Water	08/09/23 13:20	08/11/23 08:00
680-238963-4	SCH-SWC-6	Water	08/09/23 16:34	08/11/23 08:00
680-238963-5	SCH-SWC-7	Water	08/09/23 17:00	08/11/23 08:00
680-238963-6	SCH-SWC-8	Water	08/09/23 14:24	08/11/23 08:00

1

2

3

4

5

6

7

8

9

10

11

12

Case Narrative

Client: Southern Company
Project/Site: CCR - Plant Scherer Surface Water

Job ID: 680-238963-1

Job ID: 680-238963-1

Laboratory: Eurofins Savannah

Narrative

Job Narrative 680-238963-1

Receipt

The samples were received on 8/11/2023 8:00 AM. Unless otherwise noted below, the samples arrived in good condition, and, where required, properly preserved and on ice. The temperature of the cooler at receipt time was 3.2°C

HPLC/IC

No additional analytical or quality issues were noted, other than those described above or in the Definitions/ Glossary page.

Metals


No additional analytical or quality issues were noted, other than those described above or in the Definitions/ Glossary page.

General Chemistry

Method 2540C: A lesser volume of sample was used for the following samples due to the nature of the sample matrix resulting in elevated reporting limits: SCH-SWA-2 (680-238963-1), SCH-SWA-3 (680-238963-2), SCH-SWC-4 (680-238963-3), SCH-SWC-7 (680-238963-5) and SCH-SWC-8 (680-238963-6).

Method SM5310_TOC_B: Insufficient sample volume was available to perform a matrix spike/matrix spike duplicate (MS/MSD) associated with analytical batch 680-794534. A sample duplicate was analyzed with the batch.

No additional analytical or quality issues were noted, other than those described above or in the Definitions/ Glossary page.



Client Sample Results

Client: Southern Company
Project/Site: CCR - Plant Scherer Surface Water

Job ID: 680-238963-1

Client Sample ID: SCH-SWA-2

Lab Sample ID: 680-238963-1

Date Collected: 08/09/23 15:30

Matrix: Water

Date Received: 08/11/23 08:00

Method: MCAWW 300.0-1993 R2.1 - Anions, Ion Chromatography

Analyte	Result	Qualifier	RL	MDL	Unit	D	Prepared	Analyzed	Dil Fac
Chloride	11		1.0	0.20	mg/L			08/17/23 10:07	1
Fluoride	0.11		0.10	0.040	mg/L			08/17/23 10:07	1

Method: MCAWW 300.0-1993 R2.1 - Anions, Ion Chromatography - DL

Analyte	Result	Qualifier	RL	MDL	Unit	D	Prepared	Analyzed	Dil Fac
Sulfate	290		5.0	2.0	mg/L			08/21/23 21:05	5

Method: SW846 6020B - Metals (ICP/MS) - Total Recoverable

Analyte	Result	Qualifier	RL	MDL	Unit	D	Prepared	Analyzed	Dil Fac
Antimony	<0.00034		0.0020	0.00034	mg/L		08/14/23 05:14	08/14/23 19:50	1
Arsenic	<0.00086		0.0010	0.00086	mg/L		08/14/23 05:14	08/14/23 19:50	1
Barium	0.086		0.010	0.00089	mg/L		08/14/23 05:14	08/14/23 19:50	1
Beryllium	<0.00020		0.0025	0.00020	mg/L		08/14/23 05:14	08/14/23 19:50	1
Boron	2.3		0.080	0.022	mg/L		08/14/23 05:14	08/14/23 19:50	1
Cadmium	<0.000078		0.0025	0.000078	mg/L		08/14/23 05:14	08/14/23 19:50	1
Calcium	55		0.50	0.14	mg/L		08/14/23 05:14	08/14/23 19:50	1
Chromium	<0.0012		0.0020	0.0012	mg/L		08/14/23 05:14	08/14/23 19:50	1
Cobalt	0.0033		0.0025	0.00022	mg/L		08/14/23 05:14	08/14/23 19:50	1
Copper	<0.0011		0.0020	0.0011	mg/L		08/14/23 05:14	08/14/23 19:50	1
Lead	<0.00021		0.0010	0.00021	mg/L		08/14/23 05:14	08/14/23 19:50	1
Magnesium	29		0.50	0.023	mg/L		08/14/23 05:14	08/14/23 19:50	1
Nickel	0.0012		0.0010	0.00042	mg/L		08/14/23 05:14	08/14/23 19:50	1
Potassium	2.7		0.50	0.044	mg/L		08/14/23 05:14	08/14/23 19:50	1
Selenium	<0.00099		0.0050	0.00099	mg/L		08/14/23 05:14	08/14/23 19:50	1
Silver	<0.00039		0.0010	0.00039	mg/L		08/14/23 05:14	08/14/23 19:50	1
Sodium	49		0.50	0.20	mg/L		08/14/23 05:14	08/14/23 19:50	1
Thallium	<0.00026		0.0010	0.00026	mg/L		08/14/23 05:14	08/14/23 19:50	1
Vanadium	<0.00063		0.0020	0.00063	mg/L		08/14/23 05:14	08/14/23 19:50	1
Zinc	<0.0028		0.0050	0.0028	mg/L		08/14/23 05:14	08/14/23 19:50	1

Method: SW846 7470A - Mercury (CVAA)

Analyte	Result	Qualifier	RL	MDL	Unit	D	Prepared	Analyzed	Dil Fac
Mercury	<0.000080		0.00020	0.000080	mg/L		08/14/23 11:38	08/15/23 12:21	1

General Chemistry

Analyte	Result	Qualifier	RL	MDL	Unit	D	Prepared	Analyzed	Dil Fac
Total Alkalinity as CaCO3 to pH 4.5 (SM 2320B-2011)	60		5.0	2.2	mg/L			08/15/23 23:15	1
Bicarbonate Alkalinity as CaCO3 (SM 2320B-2011)	60		5.0	5.0	mg/L			08/15/23 23:15	1
Carbonate Alkalinity as CaCO3 (SM 2320B-2011)	<5.0		5.0	5.0	mg/L			08/15/23 23:15	1
Total Dissolved Solids (SM 2540C-2011)	480		40	40	mg/L			08/16/23 15:34	1
Chemical Oxygen Demand (MCAWW 410.4-1993 R2.0)	<5.0		10	5.0	mg/L			08/14/23 10:40	1
Cyanide, Total (SM 4500 CN E-2011)	0.0026	J	0.010	0.0025	mg/L		08/15/23 06:54	08/15/23 09:27	1
Total Organic Carbon (TOC) (SM 5310 B-2011)	1.4		1.0	0.50	mg/L			08/18/23 23:46	1

Eurofins Savannah

Client Sample Results

Client: Southern Company
Project/Site: CCR - Plant Scherer Surface Water

Job ID: 680-238963-1

Client Sample ID: SCH-SWA-3

Lab Sample ID: 680-238963-2

Date Collected: 08/09/23 14:56

Matrix: Water

Date Received: 08/11/23 08:00

Method: MCAWW 300.0-1993 R2.1 - Anions, Ion Chromatography

Analyte	Result	Qualifier	RL	MDL	Unit	D	Prepared	Analyzed	Dil Fac
Chloride	11		1.0	0.20	mg/L			08/17/23 10:20	1
Fluoride	0.043	J	0.10	0.040	mg/L			08/17/23 10:20	1
Sulfate	73		1.0	0.40	mg/L			08/17/23 10:20	1

Method: SW846 6020B - Metals (ICP/MS) - Total Recoverable

Analyte	Result	Qualifier	RL	MDL	Unit	D	Prepared	Analyzed	Dil Fac
Antimony	<0.00034		0.0020	0.00034	mg/L		08/14/23 05:14	08/14/23 19:54	1
Arsenic	<0.00086		0.0010	0.00086	mg/L		08/14/23 05:14	08/14/23 19:54	1
Barium	0.038		0.010	0.00089	mg/L		08/14/23 05:14	08/14/23 19:54	1
Beryllium	<0.00020		0.0025	0.00020	mg/L		08/14/23 05:14	08/14/23 19:54	1
Boron	0.60		0.080	0.022	mg/L		08/14/23 05:14	08/14/23 19:54	1
Cadmium	<0.000078		0.0025	0.000078	mg/L		08/14/23 05:14	08/14/23 19:54	1
Calcium	15		0.50	0.14	mg/L		08/14/23 05:14	08/14/23 19:54	1
Chromium	0.0023		0.0020	0.0012	mg/L		08/14/23 05:14	08/14/23 19:54	1
Cobalt	0.0016	J	0.0025	0.00022	mg/L		08/14/23 05:14	08/14/23 19:54	1
Copper	<0.0011		0.0020	0.0011	mg/L		08/14/23 05:14	08/14/23 19:54	1
Lead	<0.00021		0.0010	0.00021	mg/L		08/14/23 05:14	08/14/23 19:54	1
Magnesium	8.6		0.50	0.023	mg/L		08/14/23 05:14	08/14/23 19:54	1
Nickel	0.00077	J	0.0010	0.00042	mg/L		08/14/23 05:14	08/14/23 19:54	1
Potassium	1.7		0.50	0.044	mg/L		08/14/23 05:14	08/14/23 19:54	1
Selenium	<0.00099		0.0050	0.00099	mg/L		08/14/23 05:14	08/14/23 19:54	1
Silver	<0.00039		0.0010	0.00039	mg/L		08/14/23 05:14	08/14/23 19:54	1
Sodium	24		0.50	0.20	mg/L		08/14/23 05:14	08/14/23 19:54	1
Thallium	<0.00026		0.0010	0.00026	mg/L		08/14/23 05:14	08/14/23 19:54	1
Vanadium	0.0013	J	0.0020	0.00063	mg/L		08/14/23 05:14	08/14/23 19:54	1
Zinc	<0.0028		0.0050	0.0028	mg/L		08/14/23 05:14	08/14/23 19:54	1

Method: SW846 7470A - Mercury (CVAA)

Analyte	Result	Qualifier	RL	MDL	Unit	D	Prepared	Analyzed	Dil Fac
Mercury	<0.000080		0.00020	0.000080	mg/L		08/14/23 11:38	08/15/23 12:22	1

General Chemistry

Analyte	Result	Qualifier	RL	MDL	Unit	D	Prepared	Analyzed	Dil Fac
Total Alkalinity as CaCO3 to pH 4.5 (SM 2320B-2011)	38		5.0	2.2	mg/L			08/15/23 20:39	1
Bicarbonate Alkalinity as CaCO3 (SM 2320B-2011)	38		5.0	5.0	mg/L			08/15/23 20:39	1
Carbonate Alkalinity as CaCO3 (SM 2320B-2011)	<5.0		5.0	5.0	mg/L			08/15/23 20:39	1
Total Dissolved Solids (SM 2540C-2011)	180		40	40	mg/L			08/16/23 15:34	1
Chemical Oxygen Demand (MCAWW 410.4-1993 R2.0)	<5.0		10	5.0	mg/L			08/14/23 10:40	1
Cyanide, Total (SM 4500 CN E-2011)	0.0034	J	0.010	0.0025	mg/L		08/15/23 06:54	08/15/23 09:27	1
Total Organic Carbon (TOC) (SM 5310 B-2011)	0.73	J	1.0	0.50	mg/L			08/19/23 00:18	1

Eurofins Savannah

Client Sample Results

Client: Southern Company
Project/Site: CCR - Plant Scherer Surface Water

Job ID: 680-238963-1

Client Sample ID: SCH-SWC-4

Lab Sample ID: 680-238963-3

Date Collected: 08/09/23 13:20

Matrix: Water

Date Received: 08/11/23 08:00

Method: MCAWW 300.0-1993 R2.1 - Anions, Ion Chromatography

Analyte	Result	Qualifier	RL	MDL	Unit	D	Prepared	Analyzed	Dil Fac
Chloride	8.5		1.0	0.20	mg/L			08/17/23 10:32	1
Fluoride	0.092	J	0.10	0.040	mg/L			08/17/23 10:32	1
Sulfate	170		1.0	0.40	mg/L			08/17/23 10:32	1

Method: SW846 6020B - Metals (ICP/MS) - Total Recoverable

Analyte	Result	Qualifier	RL	MDL	Unit	D	Prepared	Analyzed	Dil Fac
Antimony	<0.00034		0.0020	0.00034	mg/L		08/14/23 08:44	08/15/23 22:45	1
Arsenic	<0.00086		0.0010	0.00086	mg/L		08/14/23 08:44	08/15/23 22:45	1
Barium	0.060		0.010	0.00089	mg/L		08/14/23 08:44	08/15/23 22:45	1
Beryllium	<0.00020		0.0025	0.00020	mg/L		08/14/23 08:44	08/15/23 22:45	1
Boron	1.1		0.080	0.022	mg/L		08/14/23 08:44	08/15/23 22:45	1
Cadmium	<0.000078		0.0025	0.000078	mg/L		08/14/23 08:44	08/15/23 22:45	1
Calcium	35		0.50	0.14	mg/L		08/14/23 08:44	08/15/23 22:45	1
Chromium	<0.0012		0.0020	0.0012	mg/L		08/14/23 08:44	08/15/23 22:45	1
Cobalt	0.00093	J	0.0025	0.00022	mg/L		08/14/23 08:44	08/15/23 22:45	1
Copper	<0.0011		0.0020	0.0011	mg/L		08/14/23 08:44	08/15/23 22:45	1
Lead	0.00028	J	0.0010	0.00021	mg/L		08/14/23 08:44	08/15/23 22:45	1
Magnesium	19		0.50	0.023	mg/L		08/14/23 08:44	08/15/23 22:45	1
Nickel	0.00045	J	0.0010	0.00042	mg/L		08/14/23 08:44	08/15/23 22:45	1
Potassium	2.0		0.50	0.044	mg/L		08/14/23 08:44	08/15/23 22:45	1
Selenium	<0.00099		0.0050	0.00099	mg/L		08/14/23 08:44	08/15/23 22:45	1
Silver	<0.00039		0.0010	0.00039	mg/L		08/14/23 08:44	08/15/23 22:45	1
Sodium	32		0.50	0.20	mg/L		08/14/23 08:44	08/15/23 22:45	1
Thallium	<0.00026		0.0010	0.00026	mg/L		08/14/23 08:44	08/15/23 22:45	1
Vanadium	0.0014	J	0.0020	0.00063	mg/L		08/14/23 08:44	08/15/23 22:45	1
Zinc	<0.0028		0.0050	0.0028	mg/L		08/14/23 08:44	08/15/23 22:45	1

Method: SW846 7470A - Mercury (CVAA)

Analyte	Result	Qualifier	RL	MDL	Unit	D	Prepared	Analyzed	Dil Fac
Mercury	<0.000080		0.00020	0.000080	mg/L		08/14/23 11:38	08/15/23 12:24	1

General Chemistry

Analyte	Result	Qualifier	RL	MDL	Unit	D	Prepared	Analyzed	Dil Fac
Total Alkalinity as CaCO3 to pH 4.5 (SM 2320B-2011)	61		5.0	2.2	mg/L			08/15/23 19:21	1
Bicarbonate Alkalinity as CaCO3 (SM 2320B-2011)	61		5.0	5.0	mg/L			08/15/23 19:21	1
Carbonate Alkalinity as CaCO3 (SM 2320B-2011)	<5.0		5.0	5.0	mg/L			08/15/23 19:21	1
Total Dissolved Solids (SM 2540C-2011)	290		40	40	mg/L			08/16/23 15:34	1

Client Sample ID: SCH-SWC-6

Lab Sample ID: 680-238963-4

Date Collected: 08/09/23 16:34

Matrix: Water

Date Received: 08/11/23 08:00

Method: MCAWW 300.0-1993 R2.1 - Anions, Ion Chromatography

Analyte	Result	Qualifier	RL	MDL	Unit	D	Prepared	Analyzed	Dil Fac
Chloride	2.3		1.0	0.20	mg/L			08/17/23 10:45	1
Fluoride	0.095	J	0.10	0.040	mg/L			08/17/23 10:45	1
Sulfate	0.72	J	1.0	0.40	mg/L			08/17/23 10:45	1

Eurofins Savannah

Client Sample Results

Client: Southern Company
 Project/Site: CCR - Plant Scherer Surface Water

Job ID: 680-238963-1

Client Sample ID: SCH-SWC-6

Lab Sample ID: 680-238963-4

Date Collected: 08/09/23 16:34

Matrix: Water

Date Received: 08/11/23 08:00

Method: SW846 6020B - Metals (ICP/MS) - Total Recoverable

Analyte	Result	Qualifier	RL	MDL	Unit	D	Prepared	Analyzed	Dil Fac
Antimony	<0.00034		0.0020	0.00034	mg/L		08/14/23 05:14	08/14/23 19:46	1
Arsenic	<0.00086		0.0010	0.00086	mg/L		08/14/23 05:14	08/14/23 19:46	1
Barium	0.024		0.010	0.00089	mg/L		08/14/23 05:14	08/14/23 19:46	1
Beryllium	<0.00020		0.0025	0.00020	mg/L		08/14/23 05:14	08/14/23 19:46	1
Boron	0.057	J	0.080	0.022	mg/L		08/14/23 05:14	08/14/23 19:46	1
Cadmium	<0.000078		0.0025	0.000078	mg/L		08/14/23 05:14	08/14/23 19:46	1
Calcium	11		0.50	0.14	mg/L		08/14/23 05:14	08/14/23 19:46	1
Chromium	0.0020		0.0020	0.0012	mg/L		08/14/23 05:14	08/14/23 19:46	1
Cobalt	0.00044	J	0.0025	0.00022	mg/L		08/14/23 05:14	08/14/23 19:46	1
Copper	<0.0011		0.0020	0.0011	mg/L		08/14/23 05:14	08/14/23 19:46	1
Lead	<0.00021		0.0010	0.00021	mg/L		08/14/23 05:14	08/14/23 19:46	1
Magnesium	5.8		0.50	0.023	mg/L		08/14/23 05:14	08/14/23 19:46	1
Nickel	<0.00042		0.0010	0.00042	mg/L		08/14/23 05:14	08/14/23 19:46	1
Potassium	1.3		0.50	0.044	mg/L		08/14/23 05:14	08/14/23 19:46	1
Selenium	<0.00099		0.0050	0.00099	mg/L		08/14/23 05:14	08/14/23 19:46	1
Silver	<0.00039		0.0010	0.00039	mg/L		08/14/23 05:14	08/14/23 19:46	1
Sodium	6.8		0.50	0.20	mg/L		08/14/23 05:14	08/14/23 19:46	1
Thallium	<0.00026		0.0010	0.00026	mg/L		08/14/23 05:14	08/14/23 19:46	1
Vanadium	0.0027		0.0020	0.00063	mg/L		08/14/23 05:14	08/14/23 19:46	1
Zinc	<0.0028		0.0050	0.0028	mg/L		08/14/23 05:14	08/14/23 19:46	1

Method: SW846 7470A - Mercury (CVAA)

Analyte	Result	Qualifier	RL	MDL	Unit	D	Prepared	Analyzed	Dil Fac
Mercury	<0.000080		0.00020	0.000080	mg/L		08/14/23 11:38	08/15/23 12:26	1

General Chemistry

Analyte	Result	Qualifier	RL	MDL	Unit	D	Prepared	Analyzed	Dil Fac
Total Alkalinity as CaCO3 to pH 4.5 (SM 2320B-2011)	63		5.0	2.2	mg/L			08/15/23 19:12	1
Bicarbonate Alkalinity as CaCO3 (SM 2320B-2011)	63		5.0	5.0	mg/L			08/15/23 19:12	1
Carbonate Alkalinity as CaCO3 (SM 2320B-2011)	<5.0		5.0	5.0	mg/L			08/15/23 19:12	1
Total Dissolved Solids (SM 2540C-2011)	93		10	10	mg/L			08/16/23 15:34	1

Client Sample ID: SCH-SWC-7

Lab Sample ID: 680-238963-5

Date Collected: 08/09/23 17:00

Matrix: Water

Date Received: 08/11/23 08:00

Method: MCAWW 300.0-1993 R2.1 - Anions, Ion Chromatography

Analyte	Result	Qualifier	RL	MDL	Unit	D	Prepared	Analyzed	Dil Fac
Chloride	4.2		1.0	0.20	mg/L			08/17/23 10:58	1
Fluoride	0.18		0.10	0.040	mg/L			08/17/23 10:58	1
Sulfate	48		1.0	0.40	mg/L			08/17/23 10:58	1

Method: SW846 6020B - Metals (ICP/MS) - Total Recoverable

Analyte	Result	Qualifier	RL	MDL	Unit	D	Prepared	Analyzed	Dil Fac
Antimony	<0.00034		0.0020	0.00034	mg/L		08/14/23 05:14	08/14/23 20:06	1
Arsenic	<0.00086		0.0010	0.00086	mg/L		08/14/23 05:14	08/14/23 20:06	1
Barium	0.048		0.010	0.00089	mg/L		08/14/23 05:14	08/14/23 20:06	1
Beryllium	<0.00020		0.0025	0.00020	mg/L		08/14/23 05:14	08/14/23 20:06	1

Eurofins Savannah

Client Sample Results

Client: Southern Company
Project/Site: CCR - Plant Scherer Surface Water

Job ID: 680-238963-1

Client Sample ID: SCH-SWC-7

Lab Sample ID: 680-238963-5

Date Collected: 08/09/23 17:00

Matrix: Water

Date Received: 08/11/23 08:00

Method: SW846 6020B - Metals (ICP/MS) - Total Recoverable (Continued)

Analyte	Result	Qualifier	RL	MDL	Unit	D	Prepared	Analyzed	Dil Fac
Boron	0.44		0.080	0.022	mg/L		08/14/23 05:14	08/15/23 17:00	1
Cadmium	<0.000078		0.0025	0.000078	mg/L		08/14/23 05:14	08/14/23 20:06	1
Calcium	17		0.50	0.14	mg/L		08/14/23 05:14	08/14/23 20:06	1
Chromium	<0.0012		0.0020	0.0012	mg/L		08/14/23 05:14	08/14/23 20:06	1
Cobalt	0.00023	J	0.0025	0.00022	mg/L		08/14/23 05:14	08/14/23 20:06	1
Copper	0.0021		0.0020	0.0011	mg/L		08/14/23 05:14	08/14/23 20:06	1
Lead	<0.00021		0.0010	0.00021	mg/L		08/14/23 05:14	08/14/23 20:06	1
Magnesium	7.7		0.50	0.023	mg/L		08/14/23 05:14	08/14/23 20:06	1
Nickel	0.00056	J	0.0010	0.00042	mg/L		08/14/23 05:14	08/14/23 20:06	1
Potassium	2.4		0.50	0.044	mg/L		08/14/23 05:14	08/14/23 20:06	1
Selenium	<0.00099		0.0050	0.00099	mg/L		08/14/23 05:14	08/14/23 20:06	1
Silver	<0.00039		0.0010	0.00039	mg/L		08/14/23 05:14	08/14/23 20:06	1
Sodium	16		0.50	0.20	mg/L		08/14/23 05:14	08/14/23 20:06	1
Thallium	<0.00026		0.0010	0.00026	mg/L		08/14/23 05:14	08/14/23 20:06	1
Vanadium	0.0026		0.0020	0.00063	mg/L		08/14/23 05:14	08/14/23 20:06	1
Zinc	<0.0028		0.0050	0.0028	mg/L		08/14/23 05:14	08/14/23 20:06	1

Method: SW846 7470A - Mercury (CVAA)

Analyte	Result	Qualifier	RL	MDL	Unit	D	Prepared	Analyzed	Dil Fac
Mercury	<0.000080		0.00020	0.000080	mg/L		08/14/23 11:38	08/15/23 12:27	1

General Chemistry

Analyte	Result	Qualifier	RL	MDL	Unit	D	Prepared	Analyzed	Dil Fac
Total Alkalinity as CaCO₃ to pH 4.5 (SM 2320B-2011)	60		5.0	2.2	mg/L			08/15/23 23:06	1
Bicarbonate Alkalinity as CaCO₃ (SM 2320B-2011)	60		5.0	5.0	mg/L			08/15/23 23:06	1
Carbonate Alkalinity as CaCO ₃ (SM 2320B-2011)	<5.0		5.0	5.0	mg/L			08/15/23 23:06	1
Total Dissolved Solids (SM 2540C-2011)	130		40	40	mg/L			08/16/23 15:34	1
Chemical Oxygen Demand (MCAWW 410.4-1993 R2.0)	<5.0		10	5.0	mg/L			08/14/23 10:40	1
Cyanide, Total (SM 4500 CN E-2011)	<0.0025		0.010	0.0025	mg/L		08/15/23 06:54	08/15/23 09:27	1
Total Organic Carbon (TOC) (SM 5310 B-2011)	3.1		1.0	0.50	mg/L			08/19/23 00:47	1

Client Sample ID: SCH-SWC-8

Lab Sample ID: 680-238963-6

Date Collected: 08/09/23 14:24

Matrix: Water

Date Received: 08/11/23 08:00

Method: MCAWW 300.0-1993 R2.1 - Anions, Ion Chromatography

Analyte	Result	Qualifier	RL	MDL	Unit	D	Prepared	Analyzed	Dil Fac
Chloride	10		1.0	0.20	mg/L			08/17/23 11:10	1
Fluoride	0.096	J	0.10	0.040	mg/L			08/17/23 11:10	1
Sulfate	220		1.0	0.40	mg/L			08/17/23 11:10	1

Method: SW846 6020B - Metals (ICP/MS) - Total Recoverable

Analyte	Result	Qualifier	RL	MDL	Unit	D	Prepared	Analyzed	Dil Fac
Antimony	<0.00034		0.0020	0.00034	mg/L		08/14/23 05:14	08/14/23 20:23	1
Arsenic	<0.00086		0.0010	0.00086	mg/L		08/14/23 05:14	08/14/23 20:23	1
Barium	0.074		0.010	0.00089	mg/L		08/14/23 05:14	08/14/23 20:23	1

Eurofins Savannah

Client Sample Results

Client: Southern Company
Project/Site: CCR - Plant Scherer Surface Water

Job ID: 680-238963-1

Client Sample ID: SCH-SWC-8

Lab Sample ID: 680-238963-6

Date Collected: 08/09/23 14:24

Matrix: Water

Date Received: 08/11/23 08:00

Method: SW846 6020B - Metals (ICP/MS) - Total Recoverable (Continued)

Analyte	Result	Qualifier	RL	MDL	Unit	D	Prepared	Analyzed	Dil Fac
Beryllium	<0.00020		0.0025	0.00020	mg/L		08/14/23 05:14	08/14/23 20:23	1
Boron	1.7		0.32	0.088	mg/L		08/14/23 05:14	08/15/23 17:08	4
Cadmium	<0.000078		0.0025	0.000078	mg/L		08/14/23 05:14	08/14/23 20:23	1
Calcium	43		0.50	0.14	mg/L		08/14/23 05:14	08/14/23 20:23	1
Chromium	<0.0012		0.0020	0.0012	mg/L		08/14/23 05:14	08/14/23 20:23	1
Cobalt	0.0021	J	0.0025	0.00022	mg/L		08/14/23 05:14	08/14/23 20:23	1
Copper	<0.0011		0.0020	0.0011	mg/L		08/14/23 05:14	08/14/23 20:23	1
Lead	<0.00021		0.0010	0.00021	mg/L		08/14/23 05:14	08/14/23 20:23	1
Magnesium	22		0.50	0.023	mg/L		08/14/23 05:14	08/14/23 20:23	1
Nickel	0.00068	J	0.0010	0.00042	mg/L		08/14/23 05:14	08/14/23 20:23	1
Potassium	2.4		0.50	0.044	mg/L		08/14/23 05:14	08/14/23 20:23	1
Selenium	<0.00099		0.0050	0.00099	mg/L		08/14/23 05:14	08/14/23 20:23	1
Silver	<0.00039		0.0010	0.00039	mg/L		08/14/23 05:14	08/14/23 20:23	1
Sodium	38		0.50	0.20	mg/L		08/14/23 05:14	08/14/23 20:23	1
Thallium	<0.00026		0.0010	0.00026	mg/L		08/14/23 05:14	08/14/23 20:23	1
Vanadium	<0.00063		0.0020	0.00063	mg/L		08/14/23 05:14	08/14/23 20:23	1
Zinc	<0.0028		0.0050	0.0028	mg/L		08/14/23 05:14	08/14/23 20:23	1

Method: SW846 7470A - Mercury (CVAA)

Analyte	Result	Qualifier	RL	MDL	Unit	D	Prepared	Analyzed	Dil Fac
Mercury	<0.000080		0.00020	0.000080	mg/L		08/14/23 11:38	08/15/23 12:29	1

General Chemistry

Analyte	Result	Qualifier	RL	MDL	Unit	D	Prepared	Analyzed	Dil Fac
Total Alkalinity as CaCO3 to pH 4.5 (SM 2320B-2011)	58		5.0	2.2	mg/L			08/15/23 18:54	1
Bicarbonate Alkalinity as CaCO3 (SM 2320B-2011)	58		5.0	5.0	mg/L			08/15/23 18:54	1
Carbonate Alkalinity as CaCO3 (SM 2320B-2011)	<5.0		5.0	5.0	mg/L			08/15/23 18:54	1
Total Dissolved Solids (SM 2540C-2011)	370		40	40	mg/L			08/16/23 15:34	1

QC Sample Results

Client: Southern Company
 Project/Site: CCR - Plant Scherer Surface Water

Job ID: 680-238963-1

Method: 300.0-1993 R2.1 - Anions, Ion Chromatography

Lab Sample ID: MB 680-793810/2
Matrix: Water
Analysis Batch: 793810

Client Sample ID: Method Blank
Prep Type: Total/NA

Analyte	MB Result	MB Qualifier	RL	MDL	Unit	D	Prepared	Analyzed	Dil Fac
Chloride	<0.20		1.0	0.20	mg/L			08/17/23 08:09	1
Fluoride	<0.040		0.10	0.040	mg/L			08/17/23 08:09	1
Sulfate	<0.40		1.0	0.40	mg/L			08/17/23 08:09	1

Lab Sample ID: LCS 680-793810/4
Matrix: Water
Analysis Batch: 793810

Client Sample ID: Lab Control Sample
Prep Type: Total/NA

Analyte	Spike Added	LCS Result	LCS Qualifier	Unit	D	%Rec	%Rec Limits
Chloride	10.0	9.89		mg/L		99	90 - 110
Fluoride	2.00	2.09		mg/L		104	90 - 110
Sulfate	10.0	10.4		mg/L		104	90 - 110

Lab Sample ID: LCSD 680-793810/5
Matrix: Water
Analysis Batch: 793810

Client Sample ID: Lab Control Sample Dup
Prep Type: Total/NA

Analyte	Spike Added	LCSD Result	LCSD Qualifier	Unit	D	%Rec	%Rec Limits	RPD	RPD Limit
Chloride	10.0	9.92		mg/L		99	90 - 110	0	15
Fluoride	2.00	2.11		mg/L		106	90 - 110	1	15
Sulfate	10.0	10.4		mg/L		104	90 - 110	0	15

Lab Sample ID: 680-238849-H-8 MS
Matrix: Water
Analysis Batch: 793810

Client Sample ID: Matrix Spike
Prep Type: Total/NA

Analyte	Sample Result	Sample Qualifier	Spike Added	MS Result	MS Qualifier	Unit	D	%Rec	%Rec Limits
Chloride	1.6		10.0	11.2		mg/L		96	80 - 120
Fluoride	0.048	J	2.00	2.12		mg/L		104	80 - 120
Sulfate	<0.40		10.0	9.23		mg/L		92	80 - 120

Lab Sample ID: 680-238849-H-8 MSD
Matrix: Water
Analysis Batch: 793810

Client Sample ID: Matrix Spike Duplicate
Prep Type: Total/NA

Analyte	Sample Result	Sample Qualifier	Spike Added	MSD Result	MSD Qualifier	Unit	D	%Rec	%Rec Limits	RPD	RPD Limit
Chloride	1.6		10.0	11.3		mg/L		97	80 - 120	1	15
Fluoride	0.048	J	2.00	2.14		mg/L		105	80 - 120	1	15
Sulfate	<0.40		10.0	9.28		mg/L		93	80 - 120	1	15

Lab Sample ID: MB 680-794297/33
Matrix: Water
Analysis Batch: 794297

Client Sample ID: Method Blank
Prep Type: Total/NA

Analyte	MB Result	MB Qualifier	RL	MDL	Unit	D	Prepared	Analyzed	Dil Fac
Chloride	<0.20		1.0	0.20	mg/L			08/21/23 18:08	1
Fluoride	<0.040		0.10	0.040	mg/L			08/21/23 18:08	1
Sulfate	<0.40		1.0	0.40	mg/L			08/21/23 18:08	1

Eurofins Savannah

QC Sample Results

Client: Southern Company
Project/Site: CCR - Plant Scherer Surface Water

Job ID: 680-238963-1

Method: 300.0-1993 R2.1 - Anions, Ion Chromatography (Continued)

Lab Sample ID: LCS 680-794297/34
Matrix: Water
Analysis Batch: 794297

Client Sample ID: Lab Control Sample
Prep Type: Total/NA

Analyte	Spike Added	LCS Result	LCS Qualifier	Unit	D	%Rec	%Rec Limits
Chloride	10.0	9.71		mg/L		97	90 - 110
Fluoride	2.00	1.98		mg/L		99	90 - 110
Sulfate	10.0	9.83		mg/L		98	90 - 110

Lab Sample ID: LCSD 680-794297/35
Matrix: Water
Analysis Batch: 794297

Client Sample ID: Lab Control Sample Dup
Prep Type: Total/NA

Analyte	Spike Added	LCSD Result	LCSD Qualifier	Unit	D	%Rec	%Rec Limits	RPD	RPD Limit
Chloride	10.0	9.73		mg/L		97	90 - 110	0	15
Fluoride	2.00	2.00		mg/L		100	90 - 110	1	15
Sulfate	10.0	9.94		mg/L		99	90 - 110	1	15

Lab Sample ID: 680-239233-C-21 MS
Matrix: Water
Analysis Batch: 794297

Client Sample ID: Matrix Spike
Prep Type: Total/NA

Analyte	Sample Result	Sample Qualifier	Spike Added	MS Result	MS Qualifier	Unit	D	%Rec	%Rec Limits
Chloride	<0.20		10.0	9.56		mg/L		96	80 - 120
Fluoride	0.16		2.00	2.23		mg/L		104	80 - 120
Sulfate	<0.40		10.0	11.1		mg/L		111	80 - 120

Lab Sample ID: 680-239233-C-21 MSD
Matrix: Water
Analysis Batch: 794297

Client Sample ID: Matrix Spike Duplicate
Prep Type: Total/NA

Analyte	Sample Result	Sample Qualifier	Spike Added	MSD Result	MSD Qualifier	Unit	D	%Rec	%Rec Limits	RPD	RPD Limit
Chloride	<0.20		10.0	9.74		mg/L		97	80 - 120	2	15
Fluoride	0.16		2.00	2.28		mg/L		106	80 - 120	2	15
Sulfate	<0.40		10.0	11.5		mg/L		115	80 - 120	3	15

Method: 6020B - Metals (ICP/MS)

Lab Sample ID: MB 680-793217/1-A
Matrix: Water
Analysis Batch: 793491

Client Sample ID: Method Blank
Prep Type: Total Recoverable
Prep Batch: 793217

Analyte	MB Result	MB Qualifier	RL	MDL	Unit	D	Prepared	Analyzed	Dil Fac
Antimony	<0.00034		0.0020	0.00034	mg/L		08/14/23 05:14	08/15/23 09:56	1
Arsenic	<0.00086		0.0010	0.00086	mg/L		08/14/23 05:14	08/15/23 09:56	1
Barium	<0.00089		0.010	0.00089	mg/L		08/14/23 05:14	08/15/23 09:56	1
Beryllium	<0.00020		0.0025	0.00020	mg/L		08/14/23 05:14	08/15/23 09:56	1
Boron	<0.022		0.080	0.022	mg/L		08/14/23 05:14	08/15/23 09:56	1
Cadmium	<0.000078		0.0025	0.000078	mg/L		08/14/23 05:14	08/15/23 09:56	1
Calcium	<0.14		0.50	0.14	mg/L		08/14/23 05:14	08/15/23 09:56	1
Chromium	<0.0012		0.0020	0.0012	mg/L		08/14/23 05:14	08/15/23 09:56	1
Cobalt	<0.00022		0.0025	0.00022	mg/L		08/14/23 05:14	08/15/23 09:56	1
Copper	<0.0011		0.0020	0.0011	mg/L		08/14/23 05:14	08/15/23 09:56	1
Lead	<0.00021		0.0010	0.00021	mg/L		08/14/23 05:14	08/15/23 09:56	1
Magnesium	<0.023		0.50	0.023	mg/L		08/14/23 05:14	08/15/23 09:56	1

Eurofins Savannah

QC Sample Results

Client: Southern Company
Project/Site: CCR - Plant Scherer Surface Water

Job ID: 680-238963-1

Method: 6020B - Metals (ICP/MS) (Continued)

Lab Sample ID: MB 680-793217/1-A
Matrix: Water
Analysis Batch: 793491

Client Sample ID: Method Blank
Prep Type: Total Recoverable
Prep Batch: 793217

Analyte	MB Result	MB Qualifier	RL	MDL	Unit	D	Prepared	Analyzed	Dil Fac
Nickel	<0.00042		0.0010	0.00042	mg/L		08/14/23 05:14	08/15/23 09:56	1
Potassium	<0.044		0.50	0.044	mg/L		08/14/23 05:14	08/15/23 09:56	1
Selenium	<0.00099		0.0050	0.00099	mg/L		08/14/23 05:14	08/15/23 09:56	1
Silver	<0.00039		0.0010	0.00039	mg/L		08/14/23 05:14	08/15/23 09:56	1
Sodium	<0.20		0.50	0.20	mg/L		08/14/23 05:14	08/15/23 09:56	1
Thallium	<0.00026		0.0010	0.00026	mg/L		08/14/23 05:14	08/15/23 09:56	1
Vanadium	<0.00063		0.0020	0.00063	mg/L		08/14/23 05:14	08/15/23 09:56	1
Zinc	<0.0028		0.0050	0.0028	mg/L		08/14/23 05:14	08/15/23 09:56	1

Lab Sample ID: LCS 680-793217/2-A
Matrix: Water
Analysis Batch: 793491

Client Sample ID: Lab Control Sample
Prep Type: Total Recoverable
Prep Batch: 793217

Analyte	Spike Added	LCS Result	LCS Qualifier	Unit	D	%Rec	%Rec Limits
Antimony	0.0500	0.0509		mg/L		102	80 - 120
Arsenic	0.100	0.103		mg/L		103	80 - 120
Barium	0.100	0.102		mg/L		102	80 - 120
Beryllium	0.0500	0.0500		mg/L		100	80 - 120
Boron	0.200	0.199		mg/L		100	80 - 120
Cadmium	0.0500	0.0479		mg/L		96	80 - 120
Calcium	5.00	4.98		mg/L		100	80 - 120
Chromium	0.100	0.107		mg/L		107	80 - 120
Cobalt	0.0500	0.0494		mg/L		99	80 - 120
Copper	0.100	0.106		mg/L		106	80 - 120
Lead	0.500	0.503		mg/L		101	80 - 120
Magnesium	5.00	4.66		mg/L		93	80 - 120
Nickel	0.100	0.0963		mg/L		96	80 - 120
Potassium	7.00	7.11		mg/L		102	80 - 120
Selenium	0.100	0.103		mg/L		103	80 - 120
Silver	0.0500	0.0483		mg/L		97	80 - 120
Sodium	5.00	5.08		mg/L		102	80 - 120
Thallium	0.0500	0.0478		mg/L		96	80 - 120
Vanadium	0.100	0.104		mg/L		104	80 - 120
Zinc	0.100	0.101		mg/L		101	80 - 120

Lab Sample ID: 680-238982-E-6-E MS
Matrix: Water
Analysis Batch: 793491

Client Sample ID: Matrix Spike
Prep Type: Total Recoverable
Prep Batch: 793217

Analyte	Sample Result	Sample Qualifier	Spike Added	MS Result	MS Qualifier	Unit	D	%Rec	%Rec Limits
Antimony	<0.00034	F1	0.0500	0.0646	F1	mg/L		129	75 - 125
Arsenic	0.0011		0.100	0.114		mg/L		113	75 - 125
Barium	0.85		0.100	0.854	4	mg/L		8	75 - 125
Beryllium	<0.00020		0.0500	0.0490		mg/L		98	75 - 125
Boron	1.6		0.200	1.72	4	mg/L		67	75 - 125
Cadmium	0.00048	J	0.0500	0.0437		mg/L		86	75 - 125
Calcium	460	E	5.00	437	4	mg/L		-444	75 - 125
Chromium	<0.0012		0.100	0.119		mg/L		119	75 - 125
Cobalt	0.0011	J	0.0500	0.0469		mg/L		92	75 - 125

Eurofins Savannah

QC Sample Results

Client: Southern Company
 Project/Site: CCR - Plant Scherer Surface Water

Job ID: 680-238963-1

Method: 6020B - Metals (ICP/MS) (Continued)

Lab Sample ID: 680-238982-E-6-E MS
Matrix: Water
Analysis Batch: 793491

Client Sample ID: Matrix Spike
Prep Type: Total Recoverable
Prep Batch: 793217

Analyte	Sample Result	Sample Qualifier	Spike Added	MS Result	MS Qualifier	Unit	D	%Rec	%Rec Limits
Copper	<0.0011		0.100	0.103		mg/L		103	75 - 125
Lead	0.00043	J	0.500	0.533		mg/L		107	75 - 125
Magnesium	250		5.00	258	4	mg/L		68	75 - 125
Nickel	0.0011		0.100	0.0943		mg/L		93	75 - 125
Potassium	78		7.00	85.6	4	mg/L		106	75 - 125
Selenium	<0.00099		0.100	0.101		mg/L		101	75 - 125
Silver	<0.00039		0.0500	0.0487		mg/L		97	75 - 125
Sodium	5100	E	5.00	4960	E 4	mg/L		-1818	75 - 125
Thallium	<0.00026		0.0500	0.0533		mg/L		107	75 - 125
Vanadium	<0.00063		0.100	0.120		mg/L		120	75 - 125
Zinc	0.0097		0.100	0.120		mg/L		111	75 - 125

Lab Sample ID: 680-238982-E-6-F MSD
Matrix: Water
Analysis Batch: 793491

Client Sample ID: Matrix Spike Duplicate
Prep Type: Total Recoverable
Prep Batch: 793217

Analyte	Sample Result	Sample Qualifier	Spike Added	MSD Result	MSD Qualifier	Unit	D	%Rec	%Rec Limits	RPD	RPD Limit
Antimony	<0.00034	F1	0.0500	0.0638	F1	mg/L		128	75 - 125	1	20
Arsenic	0.0011		0.100	0.115		mg/L		114	75 - 125	1	20
Barium	0.85		0.100	0.884	4	mg/L		39	75 - 125	4	20
Beryllium	<0.00020		0.0500	0.0501		mg/L		100	75 - 125	2	20
Boron	1.6		0.200	1.77	4	mg/L		92	75 - 125	3	20
Cadmium	0.00048	J	0.0500	0.0443		mg/L		88	75 - 125	1	20
Calcium	460	E	5.00	448	4	mg/L		-225	75 - 125	2	20
Chromium	<0.0012		0.100	0.120		mg/L		120	75 - 125	0	20
Cobalt	0.0011	J	0.0500	0.0482		mg/L		94	75 - 125	3	20
Copper	<0.0011		0.100	0.103		mg/L		103	75 - 125	0	20
Lead	0.00043	J	0.500	0.531		mg/L		106	75 - 125	0	20
Magnesium	250		5.00	269	4	mg/L		291	75 - 125	4	20
Nickel	0.0011		0.100	0.0942		mg/L		93	75 - 125	0	20
Potassium	78		7.00	89.7	4	mg/L		165	75 - 125	5	20
Selenium	<0.00099		0.100	0.100		mg/L		100	75 - 125	1	20
Silver	<0.00039		0.0500	0.0485		mg/L		97	75 - 125	0	20
Sodium	5100	E	5.00	5110	E 4	mg/L		1269	75 - 125	3	20
Thallium	<0.00026		0.0500	0.0535		mg/L		107	75 - 125	0	20
Vanadium	<0.00063		0.100	0.120		mg/L		120	75 - 125	0	20
Zinc	0.0097		0.100	0.124		mg/L		114	75 - 125	3	20

Lab Sample ID: MB 680-793267/1-A
Matrix: Water
Analysis Batch: 793612

Client Sample ID: Method Blank
Prep Type: Total Recoverable
Prep Batch: 793267

Analyte	MB Result	MB Qualifier	RL	MDL	Unit	D	Prepared	Analyzed	Dil Fac
Antimony	<0.00034		0.0020	0.00034	mg/L		08/14/23 08:44	08/15/23 21:07	1
Arsenic	<0.00086		0.0010	0.00086	mg/L		08/14/23 08:44	08/15/23 21:07	1
Barium	<0.00089		0.010	0.00089	mg/L		08/14/23 08:44	08/15/23 21:07	1
Beryllium	<0.00020		0.0025	0.00020	mg/L		08/14/23 08:44	08/15/23 21:07	1
Boron	<0.022		0.080	0.022	mg/L		08/14/23 08:44	08/15/23 21:07	1
Cadmium	<0.000078		0.0025	0.000078	mg/L		08/14/23 08:44	08/15/23 21:07	1

Eurofins Savannah

QC Sample Results

Client: Southern Company
Project/Site: CCR - Plant Scherer Surface Water

Job ID: 680-238963-1

Method: 6020B - Metals (ICP/MS) (Continued)

Lab Sample ID: MB 680-793267/1-A
Matrix: Water
Analysis Batch: 793612

Client Sample ID: Method Blank
Prep Type: Total Recoverable
Prep Batch: 793267

Analyte	MB Result	MB Qualifier	RL	MDL	Unit	D	Prepared	Analyzed	Dil Fac
Calcium	<0.14		0.50	0.14	mg/L		08/14/23 08:44	08/15/23 21:07	1
Chromium	0.00180	J	0.0020	0.0012	mg/L		08/14/23 08:44	08/15/23 21:07	1
Cobalt	<0.00022		0.0025	0.00022	mg/L		08/14/23 08:44	08/15/23 21:07	1
Copper	<0.0011		0.0020	0.0011	mg/L		08/14/23 08:44	08/15/23 21:07	1
Lead	<0.00021		0.0010	0.00021	mg/L		08/14/23 08:44	08/15/23 21:07	1
Magnesium	<0.023		0.50	0.023	mg/L		08/14/23 08:44	08/15/23 21:07	1
Nickel	<0.00042		0.0010	0.00042	mg/L		08/14/23 08:44	08/15/23 21:07	1
Potassium	<0.044		0.50	0.044	mg/L		08/14/23 08:44	08/15/23 21:07	1
Selenium	<0.00099		0.0050	0.00099	mg/L		08/14/23 08:44	08/15/23 21:07	1
Silver	<0.00039		0.0010	0.00039	mg/L		08/14/23 08:44	08/15/23 21:07	1
Sodium	<0.20		0.50	0.20	mg/L		08/14/23 08:44	08/15/23 21:07	1
Thallium	<0.00026		0.0010	0.00026	mg/L		08/14/23 08:44	08/15/23 21:07	1
Vanadium	<0.00063		0.0020	0.00063	mg/L		08/14/23 08:44	08/15/23 21:07	1
Zinc	<0.0028		0.0050	0.0028	mg/L		08/14/23 08:44	08/15/23 21:07	1

Lab Sample ID: LCS 680-793267/2-A
Matrix: Water
Analysis Batch: 793612

Client Sample ID: Lab Control Sample
Prep Type: Total Recoverable
Prep Batch: 793267

Analyte	Spike Added	LCS Result	LCS Qualifier	Unit	D	%Rec	%Rec Limits
Antimony	0.0500	0.0505		mg/L		101	80 - 120
Arsenic	0.100	0.103		mg/L		103	80 - 120
Barium	0.100	0.101		mg/L		101	80 - 120
Beryllium	0.0500	0.0478		mg/L		96	80 - 120
Boron	0.200	0.188		mg/L		94	80 - 120
Cadmium	0.0500	0.0502		mg/L		100	80 - 120
Calcium	5.00	5.12		mg/L		102	80 - 120
Chromium	0.100	0.106		mg/L		106	80 - 120
Cobalt	0.0500	0.0530		mg/L		106	80 - 120
Copper	0.100	0.107		mg/L		107	80 - 120
Lead	0.500	0.521		mg/L		104	80 - 120
Magnesium	5.00	4.88		mg/L		98	80 - 120
Nickel	0.100	0.105		mg/L		105	80 - 120
Potassium	7.00	7.00		mg/L		100	80 - 120
Selenium	0.100	0.104		mg/L		104	80 - 120
Silver	0.0500	0.0511		mg/L		102	80 - 120
Sodium	5.00	5.26		mg/L		105	80 - 120
Thallium	0.0500	0.0485		mg/L		97	80 - 120
Vanadium	0.100	0.102		mg/L		102	80 - 120
Zinc	0.100	0.101		mg/L		101	80 - 120

Lab Sample ID: 680-239030-A-34-E MS
Matrix: Water
Analysis Batch: 793612

Client Sample ID: Matrix Spike
Prep Type: Total Recoverable
Prep Batch: 793267

Analyte	Sample Result	Sample Qualifier	Spike Added	MS Result	MS Qualifier	Unit	D	%Rec	%Rec Limits
Antimony	<0.00034		0.0500	0.0584		mg/L		117	75 - 125
Arsenic	<0.00086		0.100	0.113		mg/L		113	75 - 125
Barium	0.12		0.100	0.232		mg/L		117	75 - 125

Eurofins Savannah

QC Sample Results

Client: Southern Company
 Project/Site: CCR - Plant Scherer Surface Water

Job ID: 680-238963-1

Method: 6020B - Metals (ICP/MS) (Continued)

Lab Sample ID: 680-239030-A-34-E MS
Matrix: Water
Analysis Batch: 793612

Client Sample ID: Matrix Spike
Prep Type: Total Recoverable
Prep Batch: 793267

Analyte	Sample Result	Sample Qualifier	Spike Added	MS Result	MS Qualifier	Unit	D	%Rec	%Rec Limits
Beryllium	<0.00020		0.0500	0.0523		mg/L		105	75 - 125
Boron	<0.022		0.200	0.213		mg/L		106	75 - 125
Cadmium	0.00014	J	0.0500	0.0575		mg/L		115	75 - 125
Calcium	70		5.00	81.5	4	mg/L		236	75 - 125
Chromium	<0.0012		0.100	0.119		mg/L		119	75 - 125
Cobalt	0.00030	J	0.0500	0.0592		mg/L		118	75 - 125
Copper	<0.0011		0.100	0.119		mg/L		119	75 - 125
Lead	0.00029	J	0.500	0.588		mg/L		118	75 - 125
Magnesium	30		5.00	38.0	4	mg/L		160	75 - 125
Nickel	0.00090	J	0.100	0.116		mg/L		115	75 - 125
Potassium	2.6		7.00	10.8		mg/L		117	75 - 125
Selenium	<0.00099		0.100	0.113		mg/L		113	75 - 125
Silver	<0.00039		0.0500	0.0589		mg/L		118	75 - 125
Sodium	18	F1	5.00	25.1	F1	mg/L		149	75 - 125
Thallium	<0.00026		0.0500	0.0564		mg/L		113	75 - 125
Vanadium	0.0020		0.100	0.117		mg/L		115	75 - 125
Zinc	0.0032	J	0.100	0.117		mg/L		113	75 - 125

Lab Sample ID: 680-239030-A-34-F MSD
Matrix: Water
Analysis Batch: 793612

Client Sample ID: Matrix Spike Duplicate
Prep Type: Total Recoverable
Prep Batch: 793267

Analyte	Sample Result	Sample Qualifier	Spike Added	MSD Result	MSD Qualifier	Unit	D	%Rec	%Rec Limits	RPD	RPD Limit
Antimony	<0.00034		0.0500	0.0535		mg/L		107	75 - 125	9	20
Arsenic	<0.00086		0.100	0.105		mg/L		105	75 - 125	8	20
Barium	0.12		0.100	0.214		mg/L		99	75 - 125	8	20
Beryllium	<0.00020		0.0500	0.0489		mg/L		98	75 - 125	7	20
Boron	<0.022		0.200	0.200		mg/L		100	75 - 125	6	20
Cadmium	0.00014	J	0.0500	0.0530		mg/L		106	75 - 125	8	20
Calcium	70		5.00	74.6	4	mg/L		98	75 - 125	9	20
Chromium	<0.0012		0.100	0.108		mg/L		108	75 - 125	9	20
Cobalt	0.00030	J	0.0500	0.0539		mg/L		107	75 - 125	9	20
Copper	<0.0011		0.100	0.109		mg/L		109	75 - 125	9	20
Lead	0.00029	J	0.500	0.534		mg/L		107	75 - 125	10	20
Magnesium	30		5.00	34.8	4	mg/L		97	75 - 125	9	20
Nickel	0.00090	J	0.100	0.106		mg/L		105	75 - 125	9	20
Potassium	2.6		7.00	9.79		mg/L		103	75 - 125	9	20
Selenium	<0.00099		0.100	0.107		mg/L		107	75 - 125	5	20
Silver	<0.00039		0.0500	0.0537		mg/L		107	75 - 125	9	20
Sodium	18	F1	5.00	23.4		mg/L		116	75 - 125	7	20
Thallium	<0.00026		0.0500	0.0515		mg/L		103	75 - 125	9	20
Vanadium	0.0020		0.100	0.106		mg/L		104	75 - 125	10	20
Zinc	0.0032	J	0.100	0.110		mg/L		106	75 - 125	6	20

QC Sample Results

Client: Southern Company
 Project/Site: CCR - Plant Scherer Surface Water

Job ID: 680-238963-1

Method: 7470A - Mercury (CVAA)

Lab Sample ID: MB 680-793322/1-A
Matrix: Water
Analysis Batch: 793541

Client Sample ID: Method Blank
Prep Type: Total/NA
Prep Batch: 793322

Analyte	MB Result	MB Qualifier	RL	MDL	Unit	D	Prepared	Analyzed	Dil Fac
Mercury	<0.000080		0.00020	0.000080	mg/L		08/14/23 11:38	08/15/23 11:58	1

Lab Sample ID: LCS 680-793322/2-A
Matrix: Water
Analysis Batch: 793541

Client Sample ID: Lab Control Sample
Prep Type: Total/NA
Prep Batch: 793322

Analyte	Spike Added	LCS Result	LCS Qualifier	Unit	D	%Rec	%Rec Limits
Mercury	0.00250	0.00243		mg/L		97	80 - 120

Lab Sample ID: 680-238970-B-2-C MS
Matrix: Water
Analysis Batch: 793541

Client Sample ID: Matrix Spike
Prep Type: Total/NA
Prep Batch: 793322

Analyte	Sample Result	Sample Qualifier	Spike Added	MS Result	MS Qualifier	Unit	D	%Rec	%Rec Limits
Mercury	<0.000080		0.00100	0.000828		mg/L		83	80 - 120

Lab Sample ID: 680-238970-B-2-D MSD
Matrix: Water
Analysis Batch: 793541

Client Sample ID: Matrix Spike Duplicate
Prep Type: Total/NA
Prep Batch: 793322

Analyte	Sample Result	Sample Qualifier	Spike Added	MSD Result	MSD Qualifier	Unit	D	%Rec	%Rec Limits	RPD	RPD Limit
Mercury	<0.000080		0.00100	0.000819		mg/L		82	80 - 120	1	20

Method: 2320B-2011 - Alkalinity, Total

Lab Sample ID: MB 680-793696/4
Matrix: Water
Analysis Batch: 793696

Client Sample ID: Method Blank
Prep Type: Total/NA

Analyte	MB Result	MB Qualifier	RL	MDL	Unit	D	Prepared	Analyzed	Dil Fac
Total Alkalinity as CaCO3 to pH 4.5	<2.2		5.0	2.2	mg/L			08/15/23 18:29	1
Bicarbonate Alkalinity as CaCO3	<5.0		5.0	5.0	mg/L			08/15/23 18:29	1
Carbonate Alkalinity as CaCO3	<5.0		5.0	5.0	mg/L			08/15/23 18:29	1

Lab Sample ID: LCS 680-793696/6
Matrix: Water
Analysis Batch: 793696

Client Sample ID: Lab Control Sample
Prep Type: Total/NA

Analyte	Spike Added	LCS Result	LCS Qualifier	Unit	D	%Rec	%Rec Limits
Total Alkalinity as CaCO3 to pH 4.5	250	245		mg/L		98	90 - 112

Lab Sample ID: LCSD 680-793696/31
Matrix: Water
Analysis Batch: 793696

Client Sample ID: Lab Control Sample Dup
Prep Type: Total/NA

Analyte	Spike Added	LCSD Result	LCSD Qualifier	Unit	D	%Rec	%Rec Limits	RPD	RPD Limit
Total Alkalinity as CaCO3 to pH 4.5	250	253		mg/L					

Eurofins Savannah

QC Sample Results

Client: Southern Company
 Project/Site: CCR - Plant Scherer Surface Water

Job ID: 680-238963-1

Method: 2320B-2011 - Alkalinity, Total (Continued)

Lab Sample ID: 680-238963-6 DU
Matrix: Water
Analysis Batch: 793696

Client Sample ID: SCH-SWC-8
Prep Type: Total/NA

Analyte	Sample	Sample	DU	DU	Unit	D	RPD	RPD	Limit
	Result	Qualifier	Result	Qualifier					
Total Alkalinity as CaCO3 to pH 4.5	58		56.0		mg/L			4	30
Bicarbonate Alkalinity as CaCO3	58		56.0		mg/L			4	30
Carbonate Alkalinity as CaCO3	<5.0		<5.0		mg/L			NC	30

Method: 2540C-2011 - Total Dissolved Solids (Dried at 180 °C)

Lab Sample ID: MB 680-793740/1
Matrix: Water
Analysis Batch: 793740

Client Sample ID: Method Blank
Prep Type: Total/NA

Analyte	MB	MB	RL	MDL	Unit	D	Prepared	Analyzed	Dil Fac
	Result	Qualifier							
Total Dissolved Solids	<10		10	10	mg/L			08/16/23 15:34	1

Lab Sample ID: LCS 680-793740/2
Matrix: Water
Analysis Batch: 793740

Client Sample ID: Lab Control Sample
Prep Type: Total/NA

Analyte	Spike Added	LCS Result	LCS Qualifier	Unit	D	%Rec	%Rec Limits

Lab Sample ID: LCSD 680-793740/3
Matrix: Water
Analysis Batch: 793740

Client Sample ID: Lab Control Sample Dup
Prep Type: Total/NA

Analyte	Spike Added	LCSD Result	LCSD Qualifier	Unit	D	%Rec	%Rec Limits	RPD	Limit

Lab Sample ID: 680-238963-2 DU
Matrix: Water
Analysis Batch: 793740

Client Sample ID: SCH-SWA-3
Prep Type: Total/NA

Analyte	Sample	Sample	DU	DU	Unit	D	RPD	RPD	Limit
	Result	Qualifier	Result	Qualifier					
Total Dissolved Solids	180		172		mg/L			5	5

Lab Sample ID: 680-238963-3 DU
Matrix: Water
Analysis Batch: 793740

Client Sample ID: SCH-SWC-4
Prep Type: Total/NA

Analyte	Sample	Sample	DU	DU	Unit	D	RPD	RPD	Limit
	Result	Qualifier	Result	Qualifier					
Total Dissolved Solids	290		290		mg/L			0	5

Method: 410.4-1993 R2.0 - COD

Lab Sample ID: MB 680-793305/3
Matrix: Water
Analysis Batch: 793305

Client Sample ID: Method Blank
Prep Type: Total/NA

Analyte	MB	MB	RL	MDL	Unit	D	Prepared	Analyzed	Dil Fac
	Result	Qualifier							
Chemical Oxygen Demand	<5.0		10	5.0	mg/L			08/14/23 10:40	1

Eurofins Savannah

QC Sample Results

Client: Southern Company
 Project/Site: CCR - Plant Scherer Surface Water

Job ID: 680-238963-1

Method: 410.4-1993 R2.0 - COD (Continued)

Lab Sample ID: LCS 680-793305/4
Matrix: Water
Analysis Batch: 793305

Client Sample ID: Lab Control Sample
Prep Type: Total/NA

Analyte	Spike Added	LCS Result	LCS Qualifier	Unit	D	%Rec	%Rec Limits
Chemical Oxygen Demand	50.0	51.2		mg/L		102	90 - 110

Lab Sample ID: 680-238963-1 MS
Matrix: Water
Analysis Batch: 793305

Client Sample ID: SCH-SWA-2
Prep Type: Total/NA

Analyte	Sample Result	Sample Qualifier	Spike Added	MS Result	MS Qualifier	Unit	D	%Rec	%Rec Limits
Chemical Oxygen Demand	<5.0		50.0	48.9		mg/L		98	90 - 110

Lab Sample ID: 680-238963-1 MSD
Matrix: Water
Analysis Batch: 793305

Client Sample ID: SCH-SWA-2
Prep Type: Total/NA

Analyte	Sample Result	Sample Qualifier	Spike Added	MSD Result	MSD Qualifier	Unit	D	%Rec	%Rec Limits	RPD	RPD Limit
Chemical Oxygen Demand	<5.0		50.0	50.2		mg/L		100	90 - 110	3	30

Method: 4500 CN E-2011 - Cyanide, Total: Colorimetric Method

Lab Sample ID: MB 680-793409/1-A
Matrix: Water
Analysis Batch: 793469

Client Sample ID: Method Blank
Prep Type: Total/NA
Prep Batch: 793409

Analyte	MB Result	MB Qualifier	RL	MDL	Unit	D	Prepared	Analyzed	Dil Fac
Cyanide, Total	<0.0025		0.010	0.0025	mg/L		08/15/23 06:54	08/15/23 09:27	1

Lab Sample ID: LCS 680-793409/2-A
Matrix: Water
Analysis Batch: 793469

Client Sample ID: Lab Control Sample
Prep Type: Total/NA
Prep Batch: 793409

Analyte	Spike Added	LCS Result	LCS Qualifier	Unit	D	%Rec	%Rec Limits
Cyanide, Total	0.0500	0.0479		mg/L		96	90 - 110

Lab Sample ID: 680-238963-1 MS
Matrix: Water
Analysis Batch: 793469

Client Sample ID: SCH-SWA-2
Prep Type: Total/NA
Prep Batch: 793409

Analyte	Sample Result	Sample Qualifier	Spike Added	MS Result	MS Qualifier	Unit	D	%Rec	%Rec Limits
Cyanide, Total	0.0026	J	0.0500	0.0476		mg/L		90	90 - 110

Lab Sample ID: 680-238963-1 MSD
Matrix: Water
Analysis Batch: 793469

Client Sample ID: SCH-SWA-2
Prep Type: Total/NA
Prep Batch: 793409

Analyte	Sample Result	Sample Qualifier	Spike Added	MSD Result	MSD Qualifier	Unit	D	%Rec	%Rec Limits	RPD	RPD Limit
Cyanide, Total	0.0026	J	0.0500	0.0476		mg/L		90	90 - 110	0	20

Eurofins Savannah

QC Sample Results

Client: Southern Company
 Project/Site: CCR - Plant Scherer Surface Water

Job ID: 680-238963-1

Method: 5310 B-2011 - Organic Carbon, Total (TOC)

Lab Sample ID: MB 680-794534/2
Matrix: Water
Analysis Batch: 794534

Client Sample ID: Method Blank
Prep Type: Total/NA

Analyte	MB Result	MB Qualifier	RL	MDL	Unit	D	Prepared	Analyzed	Dil Fac
Total Organic Carbon (TOC)	<0.50		1.0	0.50	mg/L			08/18/23 21:16	1

Lab Sample ID: LCS 680-794534/3
Matrix: Water
Analysis Batch: 794534

Client Sample ID: Lab Control Sample
Prep Type: Total/NA

Analyte	Spike Added	LCS Result	LCS Qualifier	Unit	D	%Rec	%Rec Limits
Total Organic Carbon (TOC)	20.0	20.1		mg/L		100	80 - 120

Lab Sample ID: LCSD 680-794534/4
Matrix: Water
Analysis Batch: 794534

Client Sample ID: Lab Control Sample Dup
Prep Type: Total/NA

Analyte	Spike Added	LCSD Result	LCSD Qualifier	Unit	D	%Rec	%Rec Limits	RPD	RPD Limit
Total Organic Carbon (TOC)	20.0	20.2		mg/L		101	80 - 120	1	25

Lab Sample ID: 680-238584-U-2 DU
Matrix: Water
Analysis Batch: 794534

Client Sample ID: Duplicate
Prep Type: Total/NA

Analyte	Sample Result	Sample Qualifier	DU Result	DU Qualifier	Unit	D	RPD	RPD Limit
Total Organic Carbon (TOC)	1.7		1.64		mg/L		4	25

QC Association Summary

Client: Southern Company
Project/Site: CCR - Plant Scherer Surface Water

Job ID: 680-238963-1

HPLC/IC

Analysis Batch: 793810

Lab Sample ID	Client Sample ID	Prep Type	Matrix	Method	Prep Batch
680-238963-1	SCH-SWA-2	Total/NA	Water	300.0-1993 R2.1	
680-238963-2	SCH-SWA-3	Total/NA	Water	300.0-1993 R2.1	
680-238963-3	SCH-SWC-4	Total/NA	Water	300.0-1993 R2.1	
680-238963-4	SCH-SWC-6	Total/NA	Water	300.0-1993 R2.1	
680-238963-5	SCH-SWC-7	Total/NA	Water	300.0-1993 R2.1	
680-238963-6	SCH-SWC-8	Total/NA	Water	300.0-1993 R2.1	
MB 680-793810/2	Method Blank	Total/NA	Water	300.0-1993 R2.1	
LCS 680-793810/4	Lab Control Sample	Total/NA	Water	300.0-1993 R2.1	
LCSD 680-793810/5	Lab Control Sample Dup	Total/NA	Water	300.0-1993 R2.1	
680-238849-H-8 MS	Matrix Spike	Total/NA	Water	300.0-1993 R2.1	
680-238849-H-8 MSD	Matrix Spike Duplicate	Total/NA	Water	300.0-1993 R2.1	

Analysis Batch: 794297

Lab Sample ID	Client Sample ID	Prep Type	Matrix	Method	Prep Batch
680-238963-1 - DL	SCH-SWA-2	Total/NA	Water	300.0-1993 R2.1	
MB 680-794297/33	Method Blank	Total/NA	Water	300.0-1993 R2.1	
LCS 680-794297/34	Lab Control Sample	Total/NA	Water	300.0-1993 R2.1	
LCSD 680-794297/35	Lab Control Sample Dup	Total/NA	Water	300.0-1993 R2.1	
680-239233-C-21 MS	Matrix Spike	Total/NA	Water	300.0-1993 R2.1	
680-239233-C-21 MSD	Matrix Spike Duplicate	Total/NA	Water	300.0-1993 R2.1	

Metals

Prep Batch: 793217

Lab Sample ID	Client Sample ID	Prep Type	Matrix	Method	Prep Batch
680-238963-1	SCH-SWA-2	Total Recoverable	Water	3005A	
680-238963-2	SCH-SWA-3	Total Recoverable	Water	3005A	
680-238963-4	SCH-SWC-6	Total Recoverable	Water	3005A	
680-238963-5	SCH-SWC-7	Total Recoverable	Water	3005A	
680-238963-6	SCH-SWC-8	Total Recoverable	Water	3005A	
MB 680-793217/1-A	Method Blank	Total Recoverable	Water	3005A	
LCS 680-793217/2-A	Lab Control Sample	Total Recoverable	Water	3005A	
680-238982-E-6-E MS	Matrix Spike	Total Recoverable	Water	3005A	
680-238982-E-6-F MSD	Matrix Spike Duplicate	Total Recoverable	Water	3005A	

Prep Batch: 793267

Lab Sample ID	Client Sample ID	Prep Type	Matrix	Method	Prep Batch
680-238963-3	SCH-SWC-4	Total Recoverable	Water	3005A	
MB 680-793267/1-A	Method Blank	Total Recoverable	Water	3005A	
LCS 680-793267/2-A	Lab Control Sample	Total Recoverable	Water	3005A	
680-239030-A-34-E MS	Matrix Spike	Total Recoverable	Water	3005A	
680-239030-A-34-F MSD	Matrix Spike Duplicate	Total Recoverable	Water	3005A	

Prep Batch: 793322

Lab Sample ID	Client Sample ID	Prep Type	Matrix	Method	Prep Batch
680-238963-1	SCH-SWA-2	Total/NA	Water	7470A	
680-238963-2	SCH-SWA-3	Total/NA	Water	7470A	
680-238963-3	SCH-SWC-4	Total/NA	Water	7470A	
680-238963-4	SCH-SWC-6	Total/NA	Water	7470A	
680-238963-5	SCH-SWC-7	Total/NA	Water	7470A	
680-238963-6	SCH-SWC-8	Total/NA	Water	7470A	

Eurofins Savannah

QC Association Summary

Client: Southern Company
Project/Site: CCR - Plant Scherer Surface Water

Job ID: 680-238963-1

Metals (Continued)

Prep Batch: 793322 (Continued)

Lab Sample ID	Client Sample ID	Prep Type	Matrix	Method	Prep Batch
MB 680-793322/1-A	Method Blank	Total/NA	Water	7470A	
LCS 680-793322/2-A	Lab Control Sample	Total/NA	Water	7470A	
680-238970-B-2-C MS	Matrix Spike	Total/NA	Water	7470A	
680-238970-B-2-D MSD	Matrix Spike Duplicate	Total/NA	Water	7470A	

Analysis Batch: 793491

Lab Sample ID	Client Sample ID	Prep Type	Matrix	Method	Prep Batch
680-238963-1	SCH-SWA-2	Total Recoverable	Water	6020B	793217
680-238963-2	SCH-SWA-3	Total Recoverable	Water	6020B	793217
680-238963-4	SCH-SWC-6	Total Recoverable	Water	6020B	793217
680-238963-5	SCH-SWC-7	Total Recoverable	Water	6020B	793217
680-238963-6	SCH-SWC-8	Total Recoverable	Water	6020B	793217
MB 680-793217/1-A	Method Blank	Total Recoverable	Water	6020B	793217
LCS 680-793217/2-A	Lab Control Sample	Total Recoverable	Water	6020B	793217
680-238982-E-6-E MS	Matrix Spike	Total Recoverable	Water	6020B	793217
680-238982-E-6-F MSD	Matrix Spike Duplicate	Total Recoverable	Water	6020B	793217

Analysis Batch: 793541

Lab Sample ID	Client Sample ID	Prep Type	Matrix	Method	Prep Batch
680-238963-1	SCH-SWA-2	Total/NA	Water	7470A	793322
680-238963-2	SCH-SWA-3	Total/NA	Water	7470A	793322
680-238963-3	SCH-SWC-4	Total/NA	Water	7470A	793322
680-238963-4	SCH-SWC-6	Total/NA	Water	7470A	793322
680-238963-5	SCH-SWC-7	Total/NA	Water	7470A	793322
680-238963-6	SCH-SWC-8	Total/NA	Water	7470A	793322
MB 680-793322/1-A	Method Blank	Total/NA	Water	7470A	793322
LCS 680-793322/2-A	Lab Control Sample	Total/NA	Water	7470A	793322
680-238970-B-2-C MS	Matrix Spike	Total/NA	Water	7470A	793322
680-238970-B-2-D MSD	Matrix Spike Duplicate	Total/NA	Water	7470A	793322

Analysis Batch: 793612

Lab Sample ID	Client Sample ID	Prep Type	Matrix	Method	Prep Batch
680-238963-3	SCH-SWC-4	Total Recoverable	Water	6020B	793267
680-238963-5	SCH-SWC-7	Total Recoverable	Water	6020B	793217
680-238963-6	SCH-SWC-8	Total Recoverable	Water	6020B	793217
MB 680-793267/1-A	Method Blank	Total Recoverable	Water	6020B	793267
LCS 680-793267/2-A	Lab Control Sample	Total Recoverable	Water	6020B	793267
680-239030-A-34-E MS	Matrix Spike	Total Recoverable	Water	6020B	793267
680-239030-A-34-F MSD	Matrix Spike Duplicate	Total Recoverable	Water	6020B	793267

General Chemistry

Analysis Batch: 793305

Lab Sample ID	Client Sample ID	Prep Type	Matrix	Method	Prep Batch
680-238963-1	SCH-SWA-2	Total/NA	Water	410.4-1993 R2.0	
680-238963-2	SCH-SWA-3	Total/NA	Water	410.4-1993 R2.0	
680-238963-5	SCH-SWC-7	Total/NA	Water	410.4-1993 R2.0	
MB 680-793305/3	Method Blank	Total/NA	Water	410.4-1993 R2.0	
LCS 680-793305/4	Lab Control Sample	Total/NA	Water	410.4-1993 R2.0	
680-238963-1 MS	SCH-SWA-2	Total/NA	Water	410.4-1993 R2.0	
680-238963-1 MSD	SCH-SWA-2	Total/NA	Water	410.4-1993 R2.0	

Eurofins Savannah

QC Association Summary

Client: Southern Company
Project/Site: CCR - Plant Scherer Surface Water

Job ID: 680-238963-1

General Chemistry

Prep Batch: 793409

Lab Sample ID	Client Sample ID	Prep Type	Matrix	Method	Prep Batch
680-238963-1	SCH-SWA-2	Total/NA	Water	Distill/CN	
680-238963-2	SCH-SWA-3	Total/NA	Water	Distill/CN	
680-238963-5	SCH-SWC-7	Total/NA	Water	Distill/CN	
MB 680-793409/1-A	Method Blank	Total/NA	Water	Distill/CN	
LCS 680-793409/2-A	Lab Control Sample	Total/NA	Water	Distill/CN	
680-238963-1 MS	SCH-SWA-2	Total/NA	Water	Distill/CN	
680-238963-1 MSD	SCH-SWA-2	Total/NA	Water	Distill/CN	

Analysis Batch: 793469

Lab Sample ID	Client Sample ID	Prep Type	Matrix	Method	Prep Batch
680-238963-1	SCH-SWA-2	Total/NA	Water	4500 CN E-2011	793409
680-238963-2	SCH-SWA-3	Total/NA	Water	4500 CN E-2011	793409
680-238963-5	SCH-SWC-7	Total/NA	Water	4500 CN E-2011	793409
MB 680-793409/1-A	Method Blank	Total/NA	Water	4500 CN E-2011	793409
LCS 680-793409/2-A	Lab Control Sample	Total/NA	Water	4500 CN E-2011	793409
680-238963-1 MS	SCH-SWA-2	Total/NA	Water	4500 CN E-2011	793409
680-238963-1 MSD	SCH-SWA-2	Total/NA	Water	4500 CN E-2011	793409

Analysis Batch: 793696

Lab Sample ID	Client Sample ID	Prep Type	Matrix	Method	Prep Batch
680-238963-1	SCH-SWA-2	Total/NA	Water	2320B-2011	
680-238963-2	SCH-SWA-3	Total/NA	Water	2320B-2011	
680-238963-3	SCH-SWC-4	Total/NA	Water	2320B-2011	
680-238963-4	SCH-SWC-6	Total/NA	Water	2320B-2011	
680-238963-5	SCH-SWC-7	Total/NA	Water	2320B-2011	
680-238963-6	SCH-SWC-8	Total/NA	Water	2320B-2011	
MB 680-793696/4	Method Blank	Total/NA	Water	2320B-2011	
LCS 680-793696/6	Lab Control Sample	Total/NA	Water	2320B-2011	
LCSD 680-793696/31	Lab Control Sample Dup	Total/NA	Water	2320B-2011	
680-238963-6 DU	SCH-SWC-8	Total/NA	Water	2320B-2011	

Analysis Batch: 793740

Lab Sample ID	Client Sample ID	Prep Type	Matrix	Method	Prep Batch
680-238963-1	SCH-SWA-2	Total/NA	Water	2540C-2011	
680-238963-2	SCH-SWA-3	Total/NA	Water	2540C-2011	
680-238963-3	SCH-SWC-4	Total/NA	Water	2540C-2011	
680-238963-4	SCH-SWC-6	Total/NA	Water	2540C-2011	
680-238963-5	SCH-SWC-7	Total/NA	Water	2540C-2011	
680-238963-6	SCH-SWC-8	Total/NA	Water	2540C-2011	
MB 680-793740/1	Method Blank	Total/NA	Water	2540C-2011	
LCS 680-793740/2	Lab Control Sample	Total/NA	Water	2540C-2011	
LCSD 680-793740/3	Lab Control Sample Dup	Total/NA	Water	2540C-2011	
680-238963-2 DU	SCH-SWA-3	Total/NA	Water	2540C-2011	
680-238963-3 DU	SCH-SWC-4	Total/NA	Water	2540C-2011	

Analysis Batch: 794534

Lab Sample ID	Client Sample ID	Prep Type	Matrix	Method	Prep Batch
680-238963-1	SCH-SWA-2	Total/NA	Water	5310 B-2011	
680-238963-2	SCH-SWA-3	Total/NA	Water	5310 B-2011	
680-238963-5	SCH-SWC-7	Total/NA	Water	5310 B-2011	
MB 680-794534/2	Method Blank	Total/NA	Water	5310 B-2011	

Eurofins Savannah

QC Association Summary

Client: Southern Company
Project/Site: CCR - Plant Scherer Surface Water

Job ID: 680-238963-1

General Chemistry (Continued)

Analysis Batch: 794534 (Continued)

Lab Sample ID	Client Sample ID	Prep Type	Matrix	Method	Prep Batch
LCS 680-794534/3	Lab Control Sample	Total/NA	Water	5310 B-2011	
LCSD 680-794534/4	Lab Control Sample Dup	Total/NA	Water	5310 B-2011	
680-238584-U-2 DU	Duplicate	Total/NA	Water	5310 B-2011	

1

2

3

4

5

6

7

8

9

10

11

12

Lab Chronicle

Client: Southern Company
Project/Site: CCR - Plant Scherer Surface Water

Job ID: 680-238963-1

Client Sample ID: SCH-SWA-2

Lab Sample ID: 680-238963-1

Date Collected: 08/09/23 15:30

Matrix: Water

Date Received: 08/11/23 08:00

Prep Type	Batch Type	Batch Method	Run	Dil Factor	Initial Amount	Final Amount	Batch Number	Prepared or Analyzed	Analyst	Lab
Total/NA	Analysis	300.0-1993 R2.1		1	5 mL	5 mL	793810	08/17/23 10:07	GE	EET SAV
		Instrument ID: CICK								
Total/NA	Analysis	300.0-1993 R2.1	DL	5	5 mL	5 mL	794297	08/21/23 21:05	UI	EET SAV
		Instrument ID: CICK								
Total Recoverable	Prep	3005A			25 mL	125 mL	793217	08/14/23 05:14	RR	EET SAV
Total Recoverable	Analysis	6020B		1			793491	08/14/23 19:50	BWR	EET SAV
		Instrument ID: ICPMSC								
Total/NA	Prep	7470A			50 mL	50 mL	793322	08/14/23 11:38	DW	EET SAV
Total/NA	Analysis	7470A		1			793541	08/15/23 12:21	BJB	EET SAV
		Instrument ID: QuickTrace2								
Total/NA	Analysis	2320B-2011		1			793696	08/15/23 23:15	PG	EET SAV
		Instrument ID: MANTECH 2								
Total/NA	Analysis	2540C-2011		1	50 mL	200 mL	793740	08/16/23 15:34	PG	EET SAV
		Instrument ID: NOEQUIP								
Total/NA	Analysis	410.4-1993 R2.0		1	2 mL	2 mL	793305	08/14/23 10:40	NVF	EET SAV
		Instrument ID: SPC7								
Total/NA	Prep	Distill/CN			6 mL	6 mL	793409	08/15/23 06:54	JAS	EET SAV
Total/NA	Analysis	4500 CN E-2011		1			793469	08/15/23 09:27	JAS	EET SAV
		Instrument ID: KONELAB4								
Total/NA	Analysis	5310 B-2011		1	40 mL	40 mL	794534	08/18/23 23:46	KE	EET SAV
		Instrument ID: TOC7								

Client Sample ID: SCH-SWA-3

Lab Sample ID: 680-238963-2

Date Collected: 08/09/23 14:56

Matrix: Water

Date Received: 08/11/23 08:00

Prep Type	Batch Type	Batch Method	Run	Dil Factor	Initial Amount	Final Amount	Batch Number	Prepared or Analyzed	Analyst	Lab
Total/NA	Analysis	300.0-1993 R2.1		1	5 mL	5 mL	793810	08/17/23 10:20	GE	EET SAV
		Instrument ID: CICK								
Total Recoverable	Prep	3005A			25 mL	125 mL	793217	08/14/23 05:14	RR	EET SAV
Total Recoverable	Analysis	6020B		1			793491	08/14/23 19:54	BWR	EET SAV
		Instrument ID: ICPMSC								
Total/NA	Prep	7470A			50 mL	50 mL	793322	08/14/23 11:38	DW	EET SAV
Total/NA	Analysis	7470A		1			793541	08/15/23 12:22	BJB	EET SAV
		Instrument ID: QuickTrace2								
Total/NA	Analysis	2320B-2011		1			793696	08/15/23 20:39	PG	EET SAV
		Instrument ID: MANTECH 2								
Total/NA	Analysis	2540C-2011		1	50 mL	200 mL	793740	08/16/23 15:34	PG	EET SAV
		Instrument ID: NOEQUIP								
Total/NA	Analysis	410.4-1993 R2.0		1	2 mL	2 mL	793305	08/14/23 10:40	NVF	EET SAV
		Instrument ID: SPC7								
Total/NA	Prep	Distill/CN			6 mL	6 mL	793409	08/15/23 06:54	JAS	EET SAV
Total/NA	Analysis	4500 CN E-2011		1			793469	08/15/23 09:27	JAS	EET SAV
		Instrument ID: KONELAB4								

Eurofins Savannah

Lab Chronicle

Client: Southern Company
 Project/Site: CCR - Plant Scherer Surface Water

Job ID: 680-238963-1

Client Sample ID: SCH-SWA-3

Lab Sample ID: 680-238963-2

Date Collected: 08/09/23 14:56

Matrix: Water

Date Received: 08/11/23 08:00

Prep Type	Batch Type	Batch Method	Run	Dil Factor	Initial Amount	Final Amount	Batch Number	Prepared or Analyzed	Analyst	Lab
Total/NA	Analysis	5310 B-2011		1	40 mL	40 mL	794534	08/19/23 00:18	KE	EET SAV

Client Sample ID: SCH-SWC-4

Lab Sample ID: 680-238963-3

Date Collected: 08/09/23 13:20

Matrix: Water

Date Received: 08/11/23 08:00

Prep Type	Batch Type	Batch Method	Run	Dil Factor	Initial Amount	Final Amount	Batch Number	Prepared or Analyzed	Analyst	Lab
Total/NA	Analysis	300.0-1993 R2.1 Instrument ID: CICK		1	5 mL	5 mL	793810	08/17/23 10:32	GE	EET SAV
Total Recoverable	Prep	3005A			25 mL	125 mL	793267	08/14/23 08:44	RR	EET SAV
Total Recoverable	Analysis	6020B Instrument ID: ICPMSC		1			793612	08/15/23 22:45	BWR	EET SAV
Total/NA	Prep	7470A			50 mL	50 mL	793322	08/14/23 11:38	DW	EET SAV
Total/NA	Analysis	7470A Instrument ID: QuickTrace2		1			793541	08/15/23 12:24	BJB	EET SAV
Total/NA	Analysis	2320B-2011 Instrument ID: MANTECH 2		1			793696	08/15/23 19:21	PG	EET SAV
Total/NA	Analysis	2540C-2011 Instrument ID: NOEQUIP		1	50 mL	200 mL	793740	08/16/23 15:34	PG	EET SAV

Client Sample ID: SCH-SWC-6

Lab Sample ID: 680-238963-4

Date Collected: 08/09/23 16:34

Matrix: Water

Date Received: 08/11/23 08:00

Prep Type	Batch Type	Batch Method	Run	Dil Factor	Initial Amount	Final Amount	Batch Number	Prepared or Analyzed	Analyst	Lab
Total/NA	Analysis	300.0-1993 R2.1 Instrument ID: CICK		1	5 mL	5 mL	793810	08/17/23 10:45	GE	EET SAV
Total Recoverable	Prep	3005A			25 mL	125 mL	793217	08/14/23 05:14	RR	EET SAV
Total Recoverable	Analysis	6020B Instrument ID: ICPMSC		1			793491	08/14/23 19:46	BWR	EET SAV
Total/NA	Prep	7470A			50 mL	50 mL	793322	08/14/23 11:38	DW	EET SAV
Total/NA	Analysis	7470A Instrument ID: QuickTrace2		1			793541	08/15/23 12:26	BJB	EET SAV
Total/NA	Analysis	2320B-2011 Instrument ID: MANTECH 2		1			793696	08/15/23 19:12	PG	EET SAV
Total/NA	Analysis	2540C-2011 Instrument ID: NOEQUIP		1	200 mL	200 mL	793740	08/16/23 15:34	PG	EET SAV

Client Sample ID: SCH-SWC-7

Lab Sample ID: 680-238963-5

Date Collected: 08/09/23 17:00

Matrix: Water

Date Received: 08/11/23 08:00

Prep Type	Batch Type	Batch Method	Run	Dil Factor	Initial Amount	Final Amount	Batch Number	Prepared or Analyzed	Analyst	Lab
Total/NA	Analysis	300.0-1993 R2.1 Instrument ID: CICK		1	5 mL	5 mL	793810	08/17/23 10:58	GE	EET SAV

Eurofins Savannah

Lab Chronicle

Client: Southern Company
Project/Site: CCR - Plant Scherer Surface Water

Job ID: 680-238963-1

Client Sample ID: SCH-SWC-7

Lab Sample ID: 680-238963-5

Date Collected: 08/09/23 17:00

Matrix: Water

Date Received: 08/11/23 08:00

Prep Type	Batch Type	Batch Method	Run	Dil Factor	Initial Amount	Final Amount	Batch Number	Prepared or Analyzed	Analyst	Lab
Total Recoverable	Prep	3005A			25 mL	125 mL	793217	08/14/23 05:14	RR	EET SAV
Total Recoverable	Analysis	6020B		1			793491	08/14/23 20:06	BWR	EET SAV
Instrument ID: ICPMSC										
Total Recoverable	Prep	3005A			25 mL	125 mL	793217	08/14/23 05:14	RR	EET SAV
Total Recoverable	Analysis	6020B		1			793612	08/15/23 17:00	BWR	EET SAV
Instrument ID: ICPMSC										
Total/NA	Prep	7470A			50 mL	50 mL	793322	08/14/23 11:38	DW	EET SAV
Total/NA	Analysis	7470A		1			793541	08/15/23 12:27	BJB	EET SAV
Instrument ID: QuickTrace2										
Total/NA	Analysis	2320B-2011		1			793696	08/15/23 23:06	PG	EET SAV
Instrument ID: MANTECH 2										
Total/NA	Analysis	2540C-2011		1	50 mL	200 mL	793740	08/16/23 15:34	PG	EET SAV
Instrument ID: NOEQUIP										
Total/NA	Analysis	410.4-1993 R2.0		1	2 mL	2 mL	793305	08/14/23 10:40	NVF	EET SAV
Instrument ID: SPC7										
Total/NA	Prep	Distill/CN			6 mL	6 mL	793409	08/15/23 06:54	JAS	EET SAV
Total/NA	Analysis	4500 CN E-2011		1			793469	08/15/23 09:27	JAS	EET SAV
Instrument ID: KONELAB4										
Total/NA	Analysis	5310 B-2011		1	40 mL	40 mL	794534	08/19/23 00:47	KE	EET SAV
Instrument ID: TOC7										

Client Sample ID: SCH-SWC-8

Lab Sample ID: 680-238963-6

Date Collected: 08/09/23 14:24

Matrix: Water

Date Received: 08/11/23 08:00

Prep Type	Batch Type	Batch Method	Run	Dil Factor	Initial Amount	Final Amount	Batch Number	Prepared or Analyzed	Analyst	Lab
Total/NA	Analysis	300.0-1993 R2.1		1	5 mL	5 mL	793810	08/17/23 11:10	GE	EET SAV
Instrument ID: CICK										
Total Recoverable	Prep	3005A			25 mL	125 mL	793217	08/14/23 05:14	RR	EET SAV
Total Recoverable	Analysis	6020B		1			793491	08/14/23 20:23	BWR	EET SAV
Instrument ID: ICPMSC										
Total Recoverable	Prep	3005A			25 mL	125 mL	793217	08/14/23 05:14	RR	EET SAV
Total Recoverable	Analysis	6020B		4			793612	08/15/23 17:08	BWR	EET SAV
Instrument ID: ICPMSC										
Total/NA	Prep	7470A			50 mL	50 mL	793322	08/14/23 11:38	DW	EET SAV
Total/NA	Analysis	7470A		1			793541	08/15/23 12:29	BJB	EET SAV
Instrument ID: QuickTrace2										
Total/NA	Analysis	2320B-2011		1			793696	08/15/23 18:54	PG	EET SAV
Instrument ID: MANTECH 2										
Total/NA	Analysis	2540C-2011		1	50 mL	200 mL	793740	08/16/23 15:34	PG	EET SAV
Instrument ID: NOEQUIP										

Laboratory References:

EET SAV = Eurofins Savannah, 5102 LaRoche Avenue, Savannah, GA 31404, TEL (912)354-7858

Eurofins Savannah

Accreditation/Certification Summary

Client: Southern Company
Project/Site: CCR - Plant Scherer Surface Water

Job ID: 680-238963-1

Laboratory: Eurofins Savannah

The accreditations/certifications listed below are applicable to this report.

Authority	Program	Identification Number	Expiration Date
Florida	NELAP	E87052	06-30-24
Georgia	State	E87052	06-30-24

1

2

3

4

5

6

7

8

9

10

11

12

Method Summary

Client: Southern Company
Project/Site: CCR - Plant Scherer Surface Water

Job ID: 680-238963-1

Method	Method Description	Protocol	Laboratory
300.0-1993 R2.1	Anions, Ion Chromatography	MCAWW	EET SAV
6020B	Metals (ICP/MS)	SW846	EET SAV
7470A	Mercury (CVAA)	SW846	EET SAV
2320B-2011	Alkalinity, Total	SM	EET SAV
2540C-2011	Total Dissolved Solids (Dried at 180 °C)	SM	EET SAV
410.4-1993 R2.0	COD	MCAWW	EET SAV
4500 CN E-2011	Cyanide, Total: Colorimetric Method	SM	EET SAV
5310 B-2011	Organic Carbon, Total (TOC)	SM	EET SAV
3005A	Preparation, Total Recoverable or Dissolved Metals	SW846	EET SAV
7470A	Preparation, Mercury	SW846	EET SAV
Distill/CN	Distillation, Cyanide	None	EET SAV

Protocol References:

MCAWW = "Methods For Chemical Analysis Of Water And Wastes", EPA-600/4-79-020, March 1983 And Subsequent Revisions.

None = None

SM = "Standard Methods For The Examination Of Water And Wastewater"

SW846 = "Test Methods For Evaluating Solid Waste, Physical/Chemical Methods", Third Edition, November 1986 And Its Updates.

Laboratory References:

EET SAV = Eurofins Savannah, 5102 LaRoche Avenue, Savannah, GA 31404, TEL (912)354-7858

TestAmerica Pittsburgh

301 Alpha Drive
 RIDC Park
 Pittsburgh, PA 15238-2907
 phone 412.963.7058 fax 412.963.2468

Chain of Custody Record

TestAmerica

THE LEADER IN ENVIRONMENTAL TESTING


TestAmerica Laboratories, Inc.

Regulatory Program: DW NPDES RCRA Other:

Client Contact	Project Manager: Dawn Prell	Site Contact: Dawn Prell	Date: 08/10/2023	COC No:
Joju Abraham	Tel/Fax: 248-536-5445	Lab Contact: David Fuller		1 of 1 COCs
Southern Company	Analysis Turnaround Time			Sample #:
241 Ralph McGill Blvd SE B10185	<input type="checkbox"/> CALENDAR DAYS <input type="checkbox"/> WORKING DAYS			For Lab Use Only:
Atlanta, GA 30308	TAT if different from Below _____			Walk-in Client
JAbraham@southernco.com	<input checked="" type="checkbox"/> 2 weeks			Lab Sampling:
Project Name: Plant Scherer Surface Water	<input type="checkbox"/> 1 week			Job / SDG No.:
Site: Georgia	<input type="checkbox"/> 2 days			
Project #: 31406440.022	<input type="checkbox"/> 1 day			

244 ATLANTA

Sample Identification	Sample Date	Sample Time	Sample Type (C=Comp, G=Grab)	Matrix	# of Cont.	Filtered Sample (Y/N)	Perform MS / MSD (Y/N)	6020, 7470A: As, Ba, B, Be, Ca, Cd, Cr, Co, Cu, Pb, Hg, Ni, Sb, Se, Ag, Tl, Vn, Zn	Cations: Na, Mg, K	Alkalinity (total, CO3, HCO3)	Cl, F, SO4, TDS	COD	TOC	Cyanide	Sample Specific Notes:
SCH-SWA-2	8/9/2023	15:30	G	WS	8	N	N	X	X	X	X	X	X	X	
SCH-SWA-3	8/9/2023	14:56	G	WS	8	N	N	X	X	X	X	X	X	X	
SCH-SWC-4	8/9/2023	13:20	G	WS	4	N	N	X	X	X	X				
SCH-SWC-6	8/9/2023	16:34	G	WS	4	N	N	X	X	X	X				
SCH-SWC-7	8/9/2023	17:00	G	WS	8	N	N	X	X	X	X	X	X	X	
SCH-SWC-8	8/9/2023	14:24	G	WS	4	N	N	X	X	X	X				



680-238963 Chain of Custody

Preservation Used: 1= Ice, 2= HCl; 3= H2SO4; 4=HNO3; 5=NaOH; 6= Other _____ 4 4 1 1 3 3 5

Possible Hazard Identification: Are any samples from a listed EPA Hazardous Waste? Please List any EPA Waste Codes for the sample in the Comments Section if the lab is to dispose of the sample.

Non-Hazard Flammable Skin Irritant Poison B Unknown

Sample Disposal (A fee may be assessed if samples are retained longer than 1 month)

Return to Client Disposal by Lab Archive for _____ Months

Special Instructions/QC Requirements & Comments: SCH-CSURF-ASSMT-2023S2

Custody Seals Intact: <input type="checkbox"/> Yes <input type="checkbox"/> No	Custody Seal No.:	Coc Cooler Temp. (°C): Obs'd: 3.1	Corr'd: 3.2	Therm ID No.:
Relinquished by: <i>Tic</i>	Company: WSP	Date/Time: 8/10/23 11:26	Received by: <i>Michael Meekid</i>	Company: <i>WSP</i>
Relinquished by: <i>Michael Meekid</i>	Company:	Date/Time: 8/10/23 11:26	Received by:	Company:
Relinquished by:	Company:	Date/Time:	Received in Laboratory by: <i>C. Muno</i>	Company: <i>Eurofins</i>
				Date/Time: 8/11/23 0800

Login Sample Receipt Checklist

Client: Southern Company

Job Number: 680-238963-1

Login Number: 238963

List Source: Eurofins Savannah

List Number: 1

Creator: Munro, Caroline

Question	Answer	Comment
Radioactivity wasn't checked or is \leq background as measured by a survey meter.	N/A	
The cooler's custody seal, if present, is intact.	True	
Sample custody seals, if present, are intact.	True	
The cooler or samples do not appear to have been compromised or tampered with.	True	
Samples were received on ice.	True	
Cooler Temperature is acceptable.	True	
Cooler Temperature is recorded.	True	
COC is present.	True	
COC is filled out in ink and legible.	True	
COC is filled out with all pertinent information.	True	
Is the Field Sampler's name present on COC?	True	
There are no discrepancies between the containers received and the COC.	True	
Samples are received within Holding Time (excluding tests with immediate HTs)	True	
Sample containers have legible labels.	True	
Containers are not broken or leaking.	True	
Sample collection date/times are provided.	True	
Appropriate sample containers are used.	True	
Sample bottles are completely filled.	True	
Sample Preservation Verified.	N/A	
There is sufficient vol. for all requested analyses, incl. any requested MS/MSDs	True	
Containers requiring zero headspace have no headspace or bubble is <math><6\text{mm}</math> (1/4").	N/A	
Multiphasic samples are not present.	True	
Samples do not require splitting or compositing.	True	
Residual Chlorine Checked.	N/A	





ANALYTICAL REPORT

PREPARED FOR

Attn: Joju Abraham
Southern Company
241 Ralph McGill Blvd SE
B10185
Atlanta, Georgia 30308

Generated 8/17/2023 2:48:37 PM

JOB DESCRIPTION

CCR - Plant Scherer Effluent

JOB NUMBER

680-238961-1

Eurofins Savannah

Job Notes

This report may not be reproduced except in full, and with written approval from the laboratory. The results relate only to the samples tested. For questions please contact the Project Manager at the e-mail address or telephone number listed on this page.

The test results in this report relate only to the samples as received by the laboratory and will meet all requirements of the methodology, with any exceptions noted. This report shall not be reproduced except in full, without the express written approval of the laboratory. All questions should be directed to the Eurofins Environment Testing Southeast, LLC Project Manager.

Authorization



Generated
8/17/2023 2:48:37 PM

Authorized for release by
David Fuller, Project Manager
David.Fuller@et.eurofinsus.com
(770)344-8986

Definitions/Glossary

Client: Southern Company
Project/Site: CCR - Plant Scherer Effluent

Job ID: 680-238961-1

Qualifiers

Metals

Qualifier	Qualifier Description
4	MS, MSD: The analyte present in the original sample is greater than 4 times the matrix spike concentration; therefore, control limits are not applicable.
F1	MS and/or MSD recovery exceeds control limits.
J	Result is less than the RL but greater than or equal to the MDL and the concentration is an approximate value.

Glossary

Abbreviation	These commonly used abbreviations may or may not be present in this report.
α	Listed under the "D" column to designate that the result is reported on a dry weight basis
%R	Percent Recovery
CFL	Contains Free Liquid
CFU	Colony Forming Unit
CNF	Contains No Free Liquid
DER	Duplicate Error Ratio (normalized absolute difference)
Dil Fac	Dilution Factor
DL	Detection Limit (DoD/DOE)
DL, RA, RE, IN	Indicates a Dilution, Re-analysis, Re-extraction, or additional Initial metals/anion analysis of the sample
DLC	Decision Level Concentration (Radiochemistry)
EDL	Estimated Detection Limit (Dioxin)
LOD	Limit of Detection (DoD/DOE)
LOQ	Limit of Quantitation (DoD/DOE)
MCL	EPA recommended "Maximum Contaminant Level"
MDA	Minimum Detectable Activity (Radiochemistry)
MDC	Minimum Detectable Concentration (Radiochemistry)
MDL	Method Detection Limit
ML	Minimum Level (Dioxin)
MPN	Most Probable Number
MQL	Method Quantitation Limit
NC	Not Calculated
ND	Not Detected at the reporting limit (or MDL or EDL if shown)
NEG	Negative / Absent
POS	Positive / Present
PQL	Practical Quantitation Limit
PRES	Presumptive
QC	Quality Control
RER	Relative Error Ratio (Radiochemistry)
RL	Reporting Limit or Requested Limit (Radiochemistry)
RPD	Relative Percent Difference, a measure of the relative difference between two points
TEF	Toxicity Equivalent Factor (Dioxin)
TEQ	Toxicity Equivalent Quotient (Dioxin)
TNTC	Too Numerous To Count

Sample Summary

Client: Southern Company
Project/Site: CCR - Plant Scherer Effluent

Job ID: 680-238961-1

Lab Sample ID	Client Sample ID	Matrix	Collected	Received
680-238961-1	SCH-EFFLUENT	Water	08/10/23 10:20	08/11/23 08:00

1

2

3

4

5

6

7

8

9

10

11

12

Case Narrative

Client: Southern Company
Project/Site: CCR - Plant Scherer Effluent

Job ID: 680-238961-1

Job ID: 680-238961-1

Laboratory: Eurofins Savannah

Narrative

**Job Narrative
680-238961-1**

Receipt

The sample was received on 8/11/2023 8:00 AM. Unless otherwise noted below, the sample arrived in good condition, and, where required, properly preserved and on ice. The temperature of the cooler at receipt time was 1.1°C

Metals

No additional analytical or quality issues were noted, other than those described above or in the Definitions/ Glossary page.

1

2

3

4

5

6

7

8

9

10

11

12

Client Sample Results

Client: Southern Company
 Project/Site: CCR - Plant Scherer Effluent

Job ID: 680-238961-1

Client Sample ID: SCH-EFFLUENT

Lab Sample ID: 680-238961-1

Date Collected: 08/10/23 10:20

Matrix: Water

Date Received: 08/11/23 08:00

Method: SW846 6020B - Metals (ICP/MS) - Total Recoverable

Analyte	Result	Qualifier	RL	MDL	Unit	D	Prepared	Analyzed	Dil Fac
Antimony	0.0084		0.0020	0.00034	mg/L		08/14/23 05:14	08/14/23 20:15	1
Arsenic	0.052		0.0010	0.00086	mg/L		08/14/23 05:14	08/14/23 20:15	1
Barium	0.097		0.010	0.00089	mg/L		08/14/23 05:14	08/14/23 20:15	1
Beryllium	0.00079	J	0.0025	0.00020	mg/L		08/14/23 05:14	08/14/23 20:15	1
Cadmium	0.14		0.0025	0.000078	mg/L		08/14/23 05:14	08/14/23 20:15	1
Chromium	0.68		0.0020	0.0012	mg/L		08/14/23 05:14	08/14/23 20:15	1
Cobalt	0.010		0.0025	0.00022	mg/L		08/14/23 05:14	08/14/23 20:15	1
Copper	0.15		0.0020	0.0011	mg/L		08/14/23 05:14	08/14/23 20:15	1
Lead	0.037		0.0010	0.00021	mg/L		08/14/23 05:14	08/14/23 20:15	1
Nickel	0.68		0.0010	0.00042	mg/L		08/14/23 05:14	08/14/23 20:15	1
Selenium	0.25		0.0050	0.00099	mg/L		08/14/23 05:14	08/14/23 20:15	1
Silver	0.0037		0.0010	0.00039	mg/L		08/14/23 05:14	08/14/23 20:15	1
Thallium	0.0022		0.0010	0.00026	mg/L		08/14/23 05:14	08/14/23 20:15	1
Vanadium	0.25		0.0020	0.00063	mg/L		08/14/23 05:14	08/14/23 20:15	1
Zinc	6.4		0.0050	0.0028	mg/L		08/14/23 05:14	08/14/23 20:15	1

Method: SW846 7470A - Mercury (CVAA)

Analyte	Result	Qualifier	RL	MDL	Unit	D	Prepared	Analyzed	Dil Fac
Mercury	<0.000080		0.00020	0.000080	mg/L		08/16/23 14:59	08/17/23 13:00	1

QC Sample Results

Client: Southern Company
 Project/Site: CCR - Plant Scherer Effluent

Job ID: 680-238961-1

Method: 6020B - Metals (ICP/MS)

Lab Sample ID: MB 680-793217/1-A
Matrix: Water
Analysis Batch: 793491

Client Sample ID: Method Blank
Prep Type: Total Recoverable
Prep Batch: 793217

Analyte	MB	MB	RL	MDL	Unit	D	Prepared	Analyzed	Dil Fac
	Result	Qualifier							
Antimony	<0.00034		0.0020	0.00034	mg/L		08/14/23 05:14	08/15/23 09:56	1
Arsenic	<0.00086		0.0010	0.00086	mg/L		08/14/23 05:14	08/15/23 09:56	1
Barium	<0.00089		0.010	0.00089	mg/L		08/14/23 05:14	08/15/23 09:56	1
Beryllium	<0.00020		0.0025	0.00020	mg/L		08/14/23 05:14	08/15/23 09:56	1
Cadmium	<0.000078		0.0025	0.000078	mg/L		08/14/23 05:14	08/15/23 09:56	1
Chromium	<0.0012		0.0020	0.0012	mg/L		08/14/23 05:14	08/15/23 09:56	1
Cobalt	<0.00022		0.0025	0.00022	mg/L		08/14/23 05:14	08/15/23 09:56	1
Copper	<0.0011		0.0020	0.0011	mg/L		08/14/23 05:14	08/15/23 09:56	1
Lead	<0.00021		0.0010	0.00021	mg/L		08/14/23 05:14	08/15/23 09:56	1
Nickel	<0.00042		0.0010	0.00042	mg/L		08/14/23 05:14	08/15/23 09:56	1
Selenium	<0.00099		0.0050	0.00099	mg/L		08/14/23 05:14	08/15/23 09:56	1
Silver	<0.00039		0.0010	0.00039	mg/L		08/14/23 05:14	08/15/23 09:56	1
Thallium	<0.00026		0.0010	0.00026	mg/L		08/14/23 05:14	08/15/23 09:56	1
Vanadium	<0.00063		0.0020	0.00063	mg/L		08/14/23 05:14	08/15/23 09:56	1
Zinc	<0.0028		0.0050	0.0028	mg/L		08/14/23 05:14	08/15/23 09:56	1

Lab Sample ID: LCS 680-793217/2-A
Matrix: Water
Analysis Batch: 793491

Client Sample ID: Lab Control Sample
Prep Type: Total Recoverable
Prep Batch: 793217

Analyte	Spike Added	LCS Result	LCS Qualifier	Unit	D	%Rec	%Rec Limits
Arsenic	0.100	0.103		mg/L		103	80 - 120
Barium	0.100	0.102		mg/L		102	80 - 120
Beryllium	0.0500	0.0500		mg/L		100	80 - 120
Cadmium	0.0500	0.0479		mg/L		96	80 - 120
Chromium	0.100	0.107		mg/L		107	80 - 120
Cobalt	0.0500	0.0494		mg/L		99	80 - 120
Copper	0.100	0.106		mg/L		106	80 - 120
Lead	0.500	0.503		mg/L		101	80 - 120
Nickel	0.100	0.0963		mg/L		96	80 - 120
Selenium	0.100	0.103		mg/L		103	80 - 120
Silver	0.0500	0.0483		mg/L		97	80 - 120
Thallium	0.0500	0.0478		mg/L		96	80 - 120
Vanadium	0.100	0.104		mg/L		104	80 - 120
Zinc	0.100	0.101		mg/L		101	80 - 120

Lab Sample ID: 680-238982-E-6-E MS
Matrix: Water
Analysis Batch: 793491

Client Sample ID: Matrix Spike
Prep Type: Total Recoverable
Prep Batch: 793217

Analyte	Sample	Sample	Spike Added	MS	MS	Unit	D	%Rec	%Rec Limits
	Result	Qualifier		Result	Qualifier				
Antimony	<0.00034	F1	0.0500	0.0646	F1	mg/L		129	75 - 125
Arsenic	0.0011		0.100	0.114		mg/L		113	75 - 125
Barium	0.85		0.100	0.854	4	mg/L		8	75 - 125
Beryllium	<0.00020		0.0500	0.0490		mg/L		98	75 - 125
Cadmium	0.00048	J	0.0500	0.0437		mg/L		86	75 - 125
Chromium	<0.0012		0.100	0.119		mg/L		119	75 - 125
Cobalt	0.0011	J	0.0500	0.0469		mg/L		92	75 - 125

Eurofins Savannah

QC Sample Results

Client: Southern Company
Project/Site: CCR - Plant Scherer Effluent

Job ID: 680-238961-1

Method: 6020B - Metals (ICP/MS) (Continued)

Lab Sample ID: 680-238982-E-6-E MS
Matrix: Water
Analysis Batch: 793491

Client Sample ID: Matrix Spike
Prep Type: Total Recoverable
Prep Batch: 793217

Analyte	Sample	Sample	Spike	MS	MS	Unit	D	%Rec	%Rec	
	Result	Qualifier	Added	Result	Qualifier				Limits	Limits
Copper	<0.0011		0.100	0.103		mg/L		103	75 - 125	
Lead	0.00043	J	0.500	0.533		mg/L		107	75 - 125	
Nickel	0.0011		0.100	0.0943		mg/L		93	75 - 125	
Selenium	<0.00099		0.100	0.101		mg/L		101	75 - 125	
Silver	<0.00039		0.0500	0.0487		mg/L		97	75 - 125	
Thallium	<0.00026		0.0500	0.0533		mg/L		107	75 - 125	
Vanadium	<0.00063		0.100	0.120		mg/L		120	75 - 125	
Zinc	0.0097		0.100	0.120		mg/L		111	75 - 125	

Lab Sample ID: 680-238982-E-6-F MSD
Matrix: Water
Analysis Batch: 793491

Client Sample ID: Matrix Spike Duplicate
Prep Type: Total Recoverable
Prep Batch: 793217

Analyte	Sample	Sample	Spike	MSD	MSD	Unit	D	%Rec	%Rec		RPD	
	Result	Qualifier	Added	Result	Qualifier				Limits	Limits	RPD	Limit
Antimony	<0.00034	F1	0.0500	0.0638	F1	mg/L		128	75 - 125		1	20
Arsenic	0.0011		0.100	0.115		mg/L		114	75 - 125		1	20
Barium	0.85		0.100	0.884	4	mg/L		39	75 - 125		4	20
Beryllium	<0.00020		0.0500	0.0501		mg/L		100	75 - 125		2	20
Cadmium	0.00048	J	0.0500	0.0443		mg/L		88	75 - 125		1	20
Chromium	<0.0012		0.100	0.120		mg/L		120	75 - 125		0	20
Cobalt	0.0011	J	0.0500	0.0482		mg/L		94	75 - 125		3	20
Copper	<0.0011		0.100	0.103		mg/L		103	75 - 125		0	20
Lead	0.00043	J	0.500	0.531		mg/L		106	75 - 125		0	20
Nickel	0.0011		0.100	0.0942		mg/L		93	75 - 125		0	20
Selenium	<0.00099		0.100	0.100		mg/L		100	75 - 125		1	20
Silver	<0.00039		0.0500	0.0485		mg/L		97	75 - 125		0	20
Thallium	<0.00026		0.0500	0.0535		mg/L		107	75 - 125		0	20
Vanadium	<0.00063		0.100	0.120		mg/L		120	75 - 125		0	20
Zinc	0.0097		0.100	0.124		mg/L		114	75 - 125		3	20

Method: 7470A - Mercury (CVAA)

Lab Sample ID: MB 680-793723/1-A
Matrix: Water
Analysis Batch: 793932

Client Sample ID: Method Blank
Prep Type: Total/NA
Prep Batch: 793723

Analyte	MB	MB	RL	MDL	Unit	D	Prepared	Analyzed	Dil Fac
	Result	Qualifier							
Mercury	<0.00080		0.00020	0.00080	mg/L		08/16/23 14:59	08/17/23 12:32	1

Lab Sample ID: LCS 680-793723/2-A
Matrix: Water
Analysis Batch: 793932

Client Sample ID: Lab Control Sample
Prep Type: Total/NA
Prep Batch: 793723

Analyte	Spike	LCS	LCS	Unit	D	%Rec	%Rec	
	Added	Result	Qualifier				Limits	Limits
Mercury	0.00250	0.00240		mg/L		96	80 - 120	

QC Sample Results

Client: Southern Company
 Project/Site: CCR - Plant Scherer Effluent

Job ID: 680-238961-1

Method: 7470A - Mercury (CVAA) (Continued)

Lab Sample ID: 752-10488-A-4-H MS
Matrix: Water
Analysis Batch: 793932

Client Sample ID: Matrix Spike
Prep Type: Total/NA
Prep Batch: 793723

Analyte	Sample Result	Sample Qualifier	Spike Added	MS Result	MS Qualifier	Unit	D	%Rec	%Rec Limits
Mercury	<0.000080	F1	0.00100	0.000784	F1	mg/L		78	80 - 120

Lab Sample ID: 752-10488-A-4-I MSD
Matrix: Water
Analysis Batch: 793932

Client Sample ID: Matrix Spike Duplicate
Prep Type: Total/NA
Prep Batch: 793723

Analyte	Sample Result	Sample Qualifier	Spike Added	MSD Result	MSD Qualifier	Unit	D	%Rec	%Rec Limits	RPD	RPD Limit
Mercury	<0.000080	F1	0.00100	0.000897		mg/L		90	80 - 120	13	20

QC Association Summary

Client: Southern Company
 Project/Site: CCR - Plant Scherer Effluent

Job ID: 680-238961-1

Metals

Prep Batch: 793217

Lab Sample ID	Client Sample ID	Prep Type	Matrix	Method	Prep Batch
680-238961-1	SCH-EFFLUENT	Total Recoverable	Water	3005A	
MB 680-793217/1-A	Method Blank	Total Recoverable	Water	3005A	
LCS 680-793217/2-A	Lab Control Sample	Total Recoverable	Water	3005A	
680-238982-E-6-E MS	Matrix Spike	Total Recoverable	Water	3005A	
680-238982-E-6-F MSD	Matrix Spike Duplicate	Total Recoverable	Water	3005A	

Analysis Batch: 793491

Lab Sample ID	Client Sample ID	Prep Type	Matrix	Method	Prep Batch
680-238961-1	SCH-EFFLUENT	Total Recoverable	Water	6020B	793217
MB 680-793217/1-A	Method Blank	Total Recoverable	Water	6020B	793217
LCS 680-793217/2-A	Lab Control Sample	Total Recoverable	Water	6020B	793217
680-238982-E-6-E MS	Matrix Spike	Total Recoverable	Water	6020B	793217
680-238982-E-6-F MSD	Matrix Spike Duplicate	Total Recoverable	Water	6020B	793217

Prep Batch: 793723

Lab Sample ID	Client Sample ID	Prep Type	Matrix	Method	Prep Batch
680-238961-1	SCH-EFFLUENT	Total/NA	Water	7470A	
MB 680-793723/1-A	Method Blank	Total/NA	Water	7470A	
LCS 680-793723/2-A	Lab Control Sample	Total/NA	Water	7470A	
752-10488-A-4-H MS	Matrix Spike	Total/NA	Water	7470A	
752-10488-A-4-I MSD	Matrix Spike Duplicate	Total/NA	Water	7470A	

Analysis Batch: 793932

Lab Sample ID	Client Sample ID	Prep Type	Matrix	Method	Prep Batch
680-238961-1	SCH-EFFLUENT	Total/NA	Water	7470A	793723
MB 680-793723/1-A	Method Blank	Total/NA	Water	7470A	793723
LCS 680-793723/2-A	Lab Control Sample	Total/NA	Water	7470A	793723
752-10488-A-4-H MS	Matrix Spike	Total/NA	Water	7470A	793723
752-10488-A-4-I MSD	Matrix Spike Duplicate	Total/NA	Water	7470A	793723

Lab Chronicle

Client: Southern Company
Project/Site: CCR - Plant Scherer Effluent

Job ID: 680-238961-1

Client Sample ID: SCH-EFFLUENT

Lab Sample ID: 680-238961-1

Date Collected: 08/10/23 10:20

Matrix: Water

Date Received: 08/11/23 08:00

Prep Type	Batch Type	Batch Method	Run	Dil Factor	Initial Amount	Final Amount	Batch Number	Prepared or Analyzed	Analyst	Lab
Total Recoverable	Prep	3005A			25 mL	125 mL	793217	08/14/23 05:14	RR	EET SAV
Total Recoverable	Analysis	6020B		1			793491	08/14/23 20:15	BWR	EET SAV
Instrument ID: ICPMSC										
Total/NA	Prep	7470A			50 mL	50 mL	793723	08/16/23 14:59	DW	EET SAV
Total/NA	Analysis	7470A		1			793932	08/17/23 13:00	BJB	EET SAV
Instrument ID: QuickTrace2										

Laboratory References:

EET SAV = Eurofins Savannah, 5102 LaRoche Avenue, Savannah, GA 31404, TEL (912)354-7858

Accreditation/Certification Summary

Client: Southern Company
Project/Site: CCR - Plant Scherer Effluent

Job ID: 680-238961-1

Laboratory: Eurofins Savannah

The accreditations/certifications listed below are applicable to this report.

Authority	Program	Identification Number	Expiration Date
Florida	NELAP	E87052	06-30-24
Georgia	State	E87052	06-30-24

- 1
- 2
- 3
- 4
- 5
- 6
- 7
- 8
- 9
- 10
- 11
- 12

Method Summary

Client: Southern Company
Project/Site: CCR - Plant Scherer Effluent

Job ID: 680-238961-1

Method	Method Description	Protocol	Laboratory
6020B	Metals (ICP/MS)	SW846	EET SAV
7470A	Mercury (CVAA)	SW846	EET SAV
3005A	Preparation, Total Recoverable or Dissolved Metals	SW846	EET SAV
7470A	Preparation, Mercury	SW846	EET SAV

Protocol References:

SW846 = "Test Methods For Evaluating Solid Waste, Physical/Chemical Methods", Third Edition, November 1986 And Its Updates.

Laboratory References:

EET SAV = Eurofins Savannah, 5102 LaRoche Avenue, Savannah, GA 31404, TEL (912)354-7858



TestAmerica Pittsburgh

301 Alpha Drive
RIDC Park
Pittsburgh, PA 15238-2907
phone 412.963.7058 fax 412.963.2468

244- ATLANTA Chain of Custody Record


TestAmerica
THE LEADER IN ENVIRONMENTAL TESTING

TestAmerica Laboratories, Inc.

8/17/2023

Regulatory Program: DW NPDES RCRA Other:

Client Contact			Project Manager: Dawn Prell				Site Contact: Dawn Prell				Date: 08/10/2023				COC No:			
Joju Abraham			Tel/Fax: 248-536-5445				Lab Contact: David Fuller				Carrier:				__1__ of __1__ COCs			
Southern Company			Analysis Turnaround Time				<input type="checkbox"/> Filtered Sample (Y/N) Perform MS / MSD (Y/N) Sb, As, Ba, Be, Cd, Cr, Co, Cu, Pb, Hg, Ni, Se, Ag, Ti, Vn, Zn				Sampler:							
241 Ralph McGill Blvd SE B10185			<input type="checkbox"/> CALENDAR DAYS <input type="checkbox"/> WORKING DAYS								For Lab Use Only:							
Atlanta, GA 30308			TAT if different from Below _____								Walk-in Client:							
JAbraham@southernco.com			<input type="checkbox"/> 2 weeks								Lab Sampling:							
Project Name: CCR - Plant Scherer Effluent			<input type="checkbox"/> 1 week								Job / SDG No.:							
Site: Georgia			<input type="checkbox"/> 2 days															
Project #: 31406440.022			<input type="checkbox"/> 1 day															
Sample Identification			Sample Date	Sample Time	Sample Type (C=Comp, G=Grab)	Matrix	# of Cont.	Sample Specific Notes:										
SCH-EFFLUENT			8/10/2023	10:20	G	WL	1	N	N	X	Collected from Unit 2							
Preservation Used: 1= Ice, 2= HCl; 3= H2SO4; 4=HNO3; 5=NaOH; 6= Other							4											
Possible Hazard Identification: Are any samples from a listed EPA Hazardous Waste? Please List any EPA Waste Codes for the sample in the Comments Section if the lab is to dispose of the sample.						Sample Disposal (A fee may be assessed if samples are retained longer than 1 month)												
<input type="checkbox"/> Non-Hazard <input type="checkbox"/> Flammable <input type="checkbox"/> Skin Irritant <input type="checkbox"/> Poison B <input type="checkbox"/> Unknown						<input type="checkbox"/> Return to Client <input type="checkbox"/> Disposal by Lab <input type="checkbox"/> Archive for _____ Months												
Special Instructions/QC Requirements & Comments: SCH-CCR-ASSMT-2023S2																		
Custody Seals Intact: <input type="checkbox"/> Yes <input type="checkbox"/> No			Custody Seal No.:				Cooler Temp. (°C): Obs'd: _____				Therm ID No.:							
Relinquished by: MARK MANN			Company: WSP		Date/Time: 08/10/23	Received by: [Signature]		Company: [Signature]		Date/Time: 8/10/23 14:02								
Relinquished by: [Signature]			Company: 16c		Date/Time: [Signature]	Received by: [Signature]		Company: [Signature]		Date/Time:								
Relinquished by: [Signature]			Company:		Date/Time:	Received in Laboratory by: [Signature]		Company:		Date/Time: 8/10/23 0200								



1.0/1.1

Login Sample Receipt Checklist

Client: Southern Company

Job Number: 680-238961-1

Login Number: 238961

List Number: 1

Creator: Johnson, Corey M

List Source: Eurofins Savannah

Question	Answer	Comment
Radioactivity wasn't checked or is <=/ background as measured by a survey meter.	N/A	
The cooler's custody seal, if present, is intact.	True	
Sample custody seals, if present, are intact.	True	
The cooler or samples do not appear to have been compromised or tampered with.	True	
Samples were received on ice.	True	
Cooler Temperature is acceptable.	True	
Cooler Temperature is recorded.	True	
COC is present.	True	
COC is filled out in ink and legible.	True	
COC is filled out with all pertinent information.	True	
Is the Field Sampler's name present on COC?	True	
There are no discrepancies between the containers received and the COC.	True	
Samples are received within Holding Time (excluding tests with immediate HTs)	True	
Sample containers have legible labels.	True	
Containers are not broken or leaking.	True	
Sample collection date/times are provided.	True	
Appropriate sample containers are used.	True	
Sample bottles are completely filled.	True	
Sample Preservation Verified.	N/A	
There is sufficient vol. for all requested analyses, incl. any requested MS/MSDs	True	
Containers requiring zero headspace have no headspace or bubble is <6mm (1/4").	N/A	
Multiphasic samples are not present.	True	
Samples do not require splitting or compositing.	True	
Residual Chlorine Checked.	N/A	

APPENDIX B

**Analytical Results
October 2023**



ANALYTICAL REPORT

PREPARED FOR

Attn: Joju Abraham
Southern Company
241 Ralph McGill Blvd SE
B10185
Atlanta, Georgia 30308

Generated 10/12/2023 5:13:34 PM

JOB DESCRIPTION

CCR - Plant Scherer Cell 1

JOB NUMBER

680-241278-1

Eurofins Savannah

Job Notes

This report may not be reproduced except in full, and with written approval from the laboratory. The results relate only to the samples tested. For questions please contact the Project Manager at the e-mail address or telephone number listed on this page.

The test results in this report relate only to the samples as received by the laboratory and will meet all requirements of the methodology, with any exceptions noted. This report shall not be reproduced except in full, without the express written approval of the laboratory. All questions should be directed to the Eurofins Environment Testing Southeast, LLC Project Manager.

Authorization



Authorized for release by
David Fuller, Project Manager
David.Fuller@et.eurofinsus.com
(770)344-8986

Generated
10/12/2023 5:13:34 PM

Definitions/Glossary

Client: Southern Company
Project/Site: CCR - Plant Scherer Cell 1

Job ID: 680-241278-1

Qualifiers

Metals

Qualifier	Qualifier Description
J	Result is less than the RL but greater than or equal to the MDL and the concentration is an approximate value.

Glossary

Abbreviation	These commonly used abbreviations may or may not be present in this report.
α	Listed under the "D" column to designate that the result is reported on a dry weight basis
%R	Percent Recovery
CFL	Contains Free Liquid
CFU	Colony Forming Unit
CNF	Contains No Free Liquid
DER	Duplicate Error Ratio (normalized absolute difference)
Dil Fac	Dilution Factor
DL	Detection Limit (DoD/DOE)
DL, RA, RE, IN	Indicates a Dilution, Re-analysis, Re-extraction, or additional Initial metals/anion analysis of the sample
DLC	Decision Level Concentration (Radiochemistry)
EDL	Estimated Detection Limit (Dioxin)
LOD	Limit of Detection (DoD/DOE)
LOQ	Limit of Quantitation (DoD/DOE)
MCL	EPA recommended "Maximum Contaminant Level"
MDA	Minimum Detectable Activity (Radiochemistry)
MDC	Minimum Detectable Concentration (Radiochemistry)
MDL	Method Detection Limit
ML	Minimum Level (Dioxin)
MPN	Most Probable Number
MQL	Method Quantitation Limit
NC	Not Calculated
ND	Not Detected at the reporting limit (or MDL or EDL if shown)
NEG	Negative / Absent
POS	Positive / Present
PQL	Practical Quantitation Limit
PRES	Presumptive
QC	Quality Control
RER	Relative Error Ratio (Radiochemistry)
RL	Reporting Limit or Requested Limit (Radiochemistry)
RPD	Relative Percent Difference, a measure of the relative difference between two points
TEF	Toxicity Equivalent Factor (Dioxin)
TEQ	Toxicity Equivalent Quotient (Dioxin)
TNTC	Too Numerous To Count

Sample Summary

Client: Southern Company
Project/Site: CCR - Plant Scherer Cell 1

Job ID: 680-241278-1

Lab Sample ID	Client Sample ID	Matrix	Collected	Received
680-241278-1	SCH-GWC-3	Water	10/04/23 12:15	10/06/23 08:00
680-241278-2	SCH-GWC-53	Water	10/04/23 11:52	10/06/23 08:00
680-241278-3	SCH-GWC-8A	Water	10/04/23 13:26	10/06/23 08:00
680-241278-4	SCH-GWC-1	Water	10/04/23 13:07	10/06/23 08:00
680-241278-5	SCH-CELL1-FD-1	Water	10/04/23 00:00	10/06/23 08:00
680-241278-6	SCH-CELL1-FB-1	Water	10/04/23 12:30	10/06/23 08:00
680-241278-7	SCH-CELL1-EB-1	Water	10/04/23 13:45	10/06/23 08:00

1

2

3

4

5

6

7

8

9

10

11

12

Case Narrative

Client: Southern Company
Project/Site: CCR - Plant Scherer Cell 1

Job ID: 680-241278-1

Job ID: 680-241278-1

Laboratory: Eurofins Savannah

Narrative

**Job Narrative
680-241278-1**

Receipt

The samples were received on 10/6/2023 8:00 AM. Unless otherwise noted below, the samples arrived in good condition, and, where required, properly preserved and on ice. The temperature of the cooler at receipt time was 2.1°C

HPLC/IC


No additional analytical or quality issues were noted, other than those described above or in the Definitions/ Glossary page.

Metals

No additional analytical or quality issues were noted, other than those described above or in the Definitions/ Glossary page.

General Chemistry

No additional analytical or quality issues were noted, other than those described above or in the Definitions/ Glossary page.



Client Sample Results

Client: Southern Company
 Project/Site: CCR - Plant Scherer Cell 1

Job ID: 680-241278-1

Client Sample ID: SCH-GWC-3

Lab Sample ID: 680-241278-1

Date Collected: 10/04/23 12:15

Matrix: Water

Date Received: 10/06/23 08:00

Method: MCAWW 300.0-1993 R2.1 - Anions, Ion Chromatography

Analyte	Result	Qualifier	RL	MDL	Unit	D	Prepared	Analyzed	Dil Fac
Sulfate	3.1		1.0	0.40	mg/L			10/08/23 18:53	1

Client Sample ID: SCH-GWC-53

Lab Sample ID: 680-241278-2

Date Collected: 10/04/23 11:52

Matrix: Water

Date Received: 10/06/23 08:00

Method: MCAWW 300.0-1993 R2.1 - Anions, Ion Chromatography

Analyte	Result	Qualifier	RL	MDL	Unit	D	Prepared	Analyzed	Dil Fac
Chloride	15		1.0	0.20	mg/L			10/08/23 19:31	1

Client Sample ID: SCH-GWC-8A

Lab Sample ID: 680-241278-3

Date Collected: 10/04/23 13:26

Matrix: Water

Date Received: 10/06/23 08:00

Method: SW846 6020B - Metals (ICP/MS) - Total Recoverable

Analyte	Result	Qualifier	RL	MDL	Unit	D	Prepared	Analyzed	Dil Fac
Nickel	0.0052		0.0010	0.00042	mg/L		10/09/23 06:15	10/09/23 18:15	1

General Chemistry

Analyte	Result	Qualifier	RL	MDL	Unit	D	Prepared	Analyzed	Dil Fac
Total Dissolved Solids (SM 2540C-2011)	240		40	40	mg/L			10/06/23 14:31	1

Client Sample ID: SCH-GWC-1

Lab Sample ID: 680-241278-4

Date Collected: 10/04/23 13:07

Matrix: Water

Date Received: 10/06/23 08:00

Method: SW846 6020B - Metals (ICP/MS) - Total Recoverable

Analyte	Result	Qualifier	RL	MDL	Unit	D	Prepared	Analyzed	Dil Fac
Nickel	0.00085	J	0.0010	0.00042	mg/L		10/09/23 06:15	10/09/23 18:03	1

Client Sample ID: SCH-CELL1-FD-1

Lab Sample ID: 680-241278-5

Date Collected: 10/04/23 00:00

Matrix: Water

Date Received: 10/06/23 08:00

Method: MCAWW 300.0-1993 R2.1 - Anions, Ion Chromatography

Analyte	Result	Qualifier	RL	MDL	Unit	D	Prepared	Analyzed	Dil Fac
Sulfate	3.3		1.0	0.40	mg/L			10/08/23 19:44	1

Client Sample ID: SCH-CELL1-FB-1

Lab Sample ID: 680-241278-6

Date Collected: 10/04/23 12:30

Matrix: Water

Date Received: 10/06/23 08:00

Method: MCAWW 300.0-1993 R2.1 - Anions, Ion Chromatography

Analyte	Result	Qualifier	RL	MDL	Unit	D	Prepared	Analyzed	Dil Fac
Chloride	<0.20		1.0	0.20	mg/L			10/08/23 19:57	1
Sulfate	<0.40		1.0	0.40	mg/L			10/08/23 19:57	1

Method: SW846 6020B - Metals (ICP/MS) - Total Recoverable

Analyte	Result	Qualifier	RL	MDL	Unit	D	Prepared	Analyzed	Dil Fac
Nickel	<0.00042		0.0010	0.00042	mg/L		10/09/23 06:15	10/09/23 18:19	1

Eurofins Savannah

Client Sample Results

Client: Southern Company
 Project/Site: CCR - Plant Scherer Cell 1

Job ID: 680-241278-1

Client Sample ID: SCH-CELL1-FB-1

Lab Sample ID: 680-241278-6

Date Collected: 10/04/23 12:30

Matrix: Water

Date Received: 10/06/23 08:00

General Chemistry

Analyte	Result	Qualifier	RL	MDL	Unit	D	Prepared	Analyzed	Dil Fac
Total Dissolved Solids (SM 2540C-2011)	<10		10	10	mg/L			10/06/23 14:31	1

Client Sample ID: SCH-CELL1-EB-1

Lab Sample ID: 680-241278-7

Date Collected: 10/04/23 13:45

Matrix: Water

Date Received: 10/06/23 08:00

Method: MCAWW 300.0-1993 R2.1 - Anions, Ion Chromatography

Analyte	Result	Qualifier	RL	MDL	Unit	D	Prepared	Analyzed	Dil Fac
Chloride	<0.20		1.0	0.20	mg/L			10/08/23 20:09	1
Sulfate	<0.40		1.0	0.40	mg/L			10/08/23 20:09	1

Method: SW846 6020B - Metals (ICP/MS) - Total Recoverable

Analyte	Result	Qualifier	RL	MDL	Unit	D	Prepared	Analyzed	Dil Fac
Nickel	<0.00042		0.0010	0.00042	mg/L		10/09/23 04:53	10/09/23 23:48	1

General Chemistry

Analyte	Result	Qualifier	RL	MDL	Unit	D	Prepared	Analyzed	Dil Fac
Total Dissolved Solids (SM 2540C-2011)	<10		10	10	mg/L			10/06/23 14:31	1

QC Sample Results

Client: Southern Company
Project/Site: CCR - Plant Scherer Cell 1

Job ID: 680-241278-1

Method: 300.0-1993 R2.1 - Anions, Ion Chromatography

Lab Sample ID: MB 680-801547/1011
Matrix: Water
Analysis Batch: 801547

Client Sample ID: Method Blank
Prep Type: Total/NA

Analyte	MB MB		RL	MDL	Unit	D	Prepared	Analyzed	Dil Fac
	Result	Qualifier							
Chloride	<0.20		1.0	0.20	mg/L			10/08/23 15:18	1
Sulfate	<0.40		1.0	0.40	mg/L			10/08/23 15:18	1

Lab Sample ID: LCS 680-801547/12
Matrix: Water
Analysis Batch: 801547

Client Sample ID: Lab Control Sample
Prep Type: Total/NA

Analyte	Spike Added	LCS Result	LCS Qualifier	Unit	D	%Rec	%Rec Limits
Fluoride	2.00	2.13		mg/L		107	90 - 110
Sulfate	10.0	10.9		mg/L		109	90 - 110

Lab Sample ID: LCSD 680-801547/13
Matrix: Water
Analysis Batch: 801547

Client Sample ID: Lab Control Sample Dup
Prep Type: Total/NA

Analyte	Spike Added	LCSD Result	LCSD Qualifier	Unit	D	%Rec	%Rec Limits	RPD	RPD Limit
Fluoride	2.00	2.13		mg/L		106	90 - 110	0	15
Sulfate	10.0	10.8		mg/L		108	90 - 110	1	15

Lab Sample ID: 680-241278-1 MS
Matrix: Water
Analysis Batch: 801547

Client Sample ID: SCH-GWC-3
Prep Type: Total/NA

Analyte	Sample Result	Sample Qualifier	Spike Added	MS Result	MS Qualifier	Unit	D	%Rec	%Rec Limits
Fluoride	0.080	J	2.00	2.18		mg/L		105	80 - 120
Sulfate	3.1		10.0	12.8		mg/L		97	80 - 120

Lab Sample ID: 680-241278-1 MSD
Matrix: Water
Analysis Batch: 801547

Client Sample ID: SCH-GWC-3
Prep Type: Total/NA

Analyte	Sample Result	Sample Qualifier	Spike Added	MSD Result	MSD Qualifier	Unit	D	%Rec	%Rec Limits	RPD	RPD Limit
Fluoride	0.080	J	2.00	2.34		mg/L		113	80 - 120	7	15
Sulfate	3.1		10.0	13.5		mg/L		104	80 - 120	5	15

Method: 6020B - Metals (ICP/MS)

Lab Sample ID: MB 680-801584/1-A
Matrix: Water
Analysis Batch: 801871

Client Sample ID: Method Blank
Prep Type: Total Recoverable
Prep Batch: 801584

Analyte	MB MB		RL	MDL	Unit	D	Prepared	Analyzed	Dil Fac
	Result	Qualifier							
Nickel	<0.00042		0.0010	0.00042	mg/L		10/09/23 04:53	10/09/23 21:58	1

QC Sample Results

Client: Southern Company
Project/Site: CCR - Plant Scherer Cell 1

Job ID: 680-241278-1

Method: 6020B - Metals (ICP/MS) (Continued)

Lab Sample ID: LCS 680-801584/2-A
Matrix: Water
Analysis Batch: 801871

Client Sample ID: Lab Control Sample
Prep Type: Total Recoverable
Prep Batch: 801584

Analyte	Spike Added	LCS Result	LCS Qualifier	Unit	D	%Rec	%Rec Limits
Nickel	0.100	0.103		mg/L		103	80 - 120

Lab Sample ID: MB 680-801589/1-A
Matrix: Water
Analysis Batch: 801871

Client Sample ID: Method Blank
Prep Type: Total Recoverable
Prep Batch: 801589

Analyte	MB Result	MB Qualifier	RL	MDL	Unit	D	Prepared	Analyzed	Dil Fac
Nickel	<0.00042		0.0010	0.00042	mg/L		10/09/23 06:15	10/09/23 17:55	1

Lab Sample ID: LCS 680-801589/2-A
Matrix: Water
Analysis Batch: 801871

Client Sample ID: Lab Control Sample
Prep Type: Total Recoverable
Prep Batch: 801589

Analyte	Spike Added	LCS Result	LCS Qualifier	Unit	D	%Rec	%Rec Limits
Nickel	0.100	0.0987		mg/L		99	80 - 120

Lab Sample ID: 680-241278-4 MS
Matrix: Water
Analysis Batch: 801871

Client Sample ID: SCH-GWC-1
Prep Type: Total Recoverable
Prep Batch: 801589

Analyte	Sample Result	Sample Qualifier	Spike Added	MS Result	MS Qualifier	Unit	D	%Rec	%Rec Limits
Nickel	0.00085	J	0.100	0.0990		mg/L		98	75 - 125

Lab Sample ID: 680-241278-4 MSD
Matrix: Water
Analysis Batch: 801871

Client Sample ID: SCH-GWC-1
Prep Type: Total Recoverable
Prep Batch: 801589

Analyte	Sample Result	Sample Qualifier	Spike Added	MSD Result	MSD Qualifier	Unit	D	%Rec	%Rec Limits	RPD	Limit
Nickel	0.00085	J	0.100	0.100		mg/L		99	75 - 125	1	20

Method: 2540C-2011 - Total Dissolved Solids (Dried at 180 °C)

Lab Sample ID: MB 680-801405/1
Matrix: Water
Analysis Batch: 801405

Client Sample ID: Method Blank
Prep Type: Total/NA

Analyte	MB Result	MB Qualifier	RL	MDL	Unit	D	Prepared	Analyzed	Dil Fac
Total Dissolved Solids	<10		10	10	mg/L			10/06/23 14:31	1

Lab Sample ID: LCS 680-801405/2
Matrix: Water
Analysis Batch: 801405

Client Sample ID: Lab Control Sample
Prep Type: Total/NA

Analyte	Spike Added	LCS Result	LCS Qualifier	Unit	D	%Rec	%Rec Limits
Total Dissolved Solids	2470	2380		mg/L		97	80 - 120

QC Sample Results

Client: Southern Company
 Project/Site: CCR - Plant Scherer Cell 1

Job ID: 680-241278-1

Method: 2540C-2011 - Total Dissolved Solids (Dried at 180 °C) (Continued)

Lab Sample ID: LCSD 680-801405/3
Matrix: Water
Analysis Batch: 801405

Client Sample ID: Lab Control Sample Dup
Prep Type: Total/NA

Analyte	Spike Added	LCSD Result	LCSD Qualifier	Unit	D	%Rec	%Rec Limits	RPD	RPD Limit
Total Dissolved Solids	2470	2350		mg/L		95	80 - 120	1	25

Lab Sample ID: 680-241278-3 DU
Matrix: Water
Analysis Batch: 801405

Client Sample ID: SCH-GWC-8A
Prep Type: Total/NA

Analyte	Sample Result	Sample Qualifier	DU Result	DU Qualifier	Unit	D	RPD	RPD Limit
Total Dissolved Solids	240		248		mg/L		2	5



QC Association Summary

Client: Southern Company
 Project/Site: CCR - Plant Scherer Cell 1

Job ID: 680-241278-1

HPLC/IC

Analysis Batch: 801547

Lab Sample ID	Client Sample ID	Prep Type	Matrix	Method	Prep Batch
680-241278-1	SCH-GWC-3	Total/NA	Water	300.0-1993 R2.1	
680-241278-2	SCH-GWC-53	Total/NA	Water	300.0-1993 R2.1	
680-241278-5	SCH-CELL1-FD-1	Total/NA	Water	300.0-1993 R2.1	
680-241278-6	SCH-CELL1-FB-1	Total/NA	Water	300.0-1993 R2.1	
680-241278-7	SCH-CELL1-EB-1	Total/NA	Water	300.0-1993 R2.1	
MB 680-801547/1011	Method Blank	Total/NA	Water	300.0-1993 R2.1	
LCS 680-801547/12	Lab Control Sample	Total/NA	Water	300.0-1993 R2.1	
LCSD 680-801547/13	Lab Control Sample Dup	Total/NA	Water	300.0-1993 R2.1	
680-241278-1 MS	SCH-GWC-3	Total/NA	Water	300.0-1993 R2.1	
680-241278-1 MSD	SCH-GWC-3	Total/NA	Water	300.0-1993 R2.1	

Metals

Prep Batch: 801584

Lab Sample ID	Client Sample ID	Prep Type	Matrix	Method	Prep Batch
680-241278-7	SCH-CELL1-EB-1	Total Recoverable	Water	3005A	
MB 680-801584/1-A	Method Blank	Total Recoverable	Water	3005A	
LCS 680-801584/2-A	Lab Control Sample	Total Recoverable	Water	3005A	

Prep Batch: 801589

Lab Sample ID	Client Sample ID	Prep Type	Matrix	Method	Prep Batch
680-241278-3	SCH-GWC-8A	Total Recoverable	Water	3005A	
680-241278-4	SCH-GWC-1	Total Recoverable	Water	3005A	
680-241278-6	SCH-CELL1-FB-1	Total Recoverable	Water	3005A	
MB 680-801589/1-A	Method Blank	Total Recoverable	Water	3005A	
LCS 680-801589/2-A	Lab Control Sample	Total Recoverable	Water	3005A	
680-241278-4 MS	SCH-GWC-1	Total Recoverable	Water	3005A	
680-241278-4 MSD	SCH-GWC-1	Total Recoverable	Water	3005A	

Analysis Batch: 801871

Lab Sample ID	Client Sample ID	Prep Type	Matrix	Method	Prep Batch
680-241278-3	SCH-GWC-8A	Total Recoverable	Water	6020B	801589
680-241278-4	SCH-GWC-1	Total Recoverable	Water	6020B	801589
680-241278-6	SCH-CELL1-FB-1	Total Recoverable	Water	6020B	801589
680-241278-7	SCH-CELL1-EB-1	Total Recoverable	Water	6020B	801584
MB 680-801584/1-A	Method Blank	Total Recoverable	Water	6020B	801584
MB 680-801589/1-A	Method Blank	Total Recoverable	Water	6020B	801589
LCS 680-801584/2-A	Lab Control Sample	Total Recoverable	Water	6020B	801584
LCS 680-801589/2-A	Lab Control Sample	Total Recoverable	Water	6020B	801589
680-241278-4 MS	SCH-GWC-1	Total Recoverable	Water	6020B	801589
680-241278-4 MSD	SCH-GWC-1	Total Recoverable	Water	6020B	801589

General Chemistry

Analysis Batch: 801405

Lab Sample ID	Client Sample ID	Prep Type	Matrix	Method	Prep Batch
680-241278-3	SCH-GWC-8A	Total/NA	Water	2540C-2011	
680-241278-6	SCH-CELL1-FB-1	Total/NA	Water	2540C-2011	
680-241278-7	SCH-CELL1-EB-1	Total/NA	Water	2540C-2011	
MB 680-801405/1	Method Blank	Total/NA	Water	2540C-2011	
LCS 680-801405/2	Lab Control Sample	Total/NA	Water	2540C-2011	
LCSD 680-801405/3	Lab Control Sample Dup	Total/NA	Water	2540C-2011	

Eurofins Savannah

QC Association Summary

Client: Southern Company
Project/Site: CCR - Plant Scherer Cell 1

Job ID: 680-241278-1

General Chemistry (Continued)

Analysis Batch: 801405 (Continued)

Lab Sample ID	Client Sample ID	Prep Type	Matrix	Method	Prep Batch
680-241278-3 DU	SCH-GWC-8A	Total/NA	Water	2540C-2011	

1

2

3

4

5

6

7

8

9

10

11

12

Lab Chronicle

Client: Southern Company
 Project/Site: CCR - Plant Scherer Cell 1

Job ID: 680-241278-1

Client Sample ID: SCH-GWC-3

Lab Sample ID: 680-241278-1

Date Collected: 10/04/23 12:15

Matrix: Water

Date Received: 10/06/23 08:00

Prep Type	Batch Type	Batch Method	Run	Dil Factor	Initial Amount	Final Amount	Batch Number	Prepared or Analyzed	Analyst	Lab
Total/NA	Analysis	300.0-1993 R2.1		1	5 mL	5 mL	801547	10/08/23 18:53	GE	EET SAV
Instrument ID: CICK										

Client Sample ID: SCH-GWC-53

Lab Sample ID: 680-241278-2

Date Collected: 10/04/23 11:52

Matrix: Water

Date Received: 10/06/23 08:00

Prep Type	Batch Type	Batch Method	Run	Dil Factor	Initial Amount	Final Amount	Batch Number	Prepared or Analyzed	Analyst	Lab
Total/NA	Analysis	300.0-1993 R2.1		1	5 mL	5 mL	801547	10/08/23 19:31	GE	EET SAV
Instrument ID: CICK										

Client Sample ID: SCH-GWC-8A

Lab Sample ID: 680-241278-3

Date Collected: 10/04/23 13:26

Matrix: Water

Date Received: 10/06/23 08:00

Prep Type	Batch Type	Batch Method	Run	Dil Factor	Initial Amount	Final Amount	Batch Number	Prepared or Analyzed	Analyst	Lab
Total Recoverable	Prep	3005A			25 mL	125 mL	801589	10/09/23 06:15	RR	EET SAV
Total Recoverable	Analysis	6020B		1			801871	10/09/23 18:15	BWR	EET SAV
Instrument ID: ICPMSC										
Total/NA	Analysis	2540C-2011		1	50 mL	200 mL	801405	10/06/23 14:31	PG	EET SAV
Instrument ID: NOEQUIP										

Client Sample ID: SCH-GWC-1

Lab Sample ID: 680-241278-4

Date Collected: 10/04/23 13:07

Matrix: Water

Date Received: 10/06/23 08:00

Prep Type	Batch Type	Batch Method	Run	Dil Factor	Initial Amount	Final Amount	Batch Number	Prepared or Analyzed	Analyst	Lab
Total Recoverable	Prep	3005A			25 mL	125 mL	801589	10/09/23 06:15	RR	EET SAV
Total Recoverable	Analysis	6020B		1			801871	10/09/23 18:03	BWR	EET SAV
Instrument ID: ICPMSC										

Client Sample ID: SCH-CELL1-FD-1

Lab Sample ID: 680-241278-5

Date Collected: 10/04/23 00:00

Matrix: Water

Date Received: 10/06/23 08:00

Prep Type	Batch Type	Batch Method	Run	Dil Factor	Initial Amount	Final Amount	Batch Number	Prepared or Analyzed	Analyst	Lab
Total/NA	Analysis	300.0-1993 R2.1		1	5 mL	5 mL	801547	10/08/23 19:44	GE	EET SAV
Instrument ID: CICK										

Client Sample ID: SCH-CELL1-FB-1

Lab Sample ID: 680-241278-6

Date Collected: 10/04/23 12:30

Matrix: Water

Date Received: 10/06/23 08:00

Prep Type	Batch Type	Batch Method	Run	Dil Factor	Initial Amount	Final Amount	Batch Number	Prepared or Analyzed	Analyst	Lab
Total/NA	Analysis	300.0-1993 R2.1		1	5 mL	5 mL	801547	10/08/23 19:57	GE	EET SAV
Instrument ID: CICK										

Eurofins Savannah

Lab Chronicle

Client: Southern Company
 Project/Site: CCR - Plant Scherer Cell 1

Job ID: 680-241278-1

Client Sample ID: SCH-CELL1-FB-1

Lab Sample ID: 680-241278-6

Date Collected: 10/04/23 12:30

Matrix: Water

Date Received: 10/06/23 08:00

Prep Type	Batch Type	Batch Method	Run	Dil Factor	Initial Amount	Final Amount	Batch Number	Prepared or Analyzed	Analyst	Lab
Total Recoverable	Prep	3005A			25 mL	125 mL	801589	10/09/23 06:15	RR	EET SAV
Total Recoverable	Analysis	6020B		1			801871	10/09/23 18:19	BWR	EET SAV
Instrument ID: ICPMSC										
Total/NA	Analysis	2540C-2011		1	200 mL	200 mL	801405	10/06/23 14:31	PG	EET SAV
Instrument ID: NOEQUIP										

Client Sample ID: SCH-CELL1-EB-1

Lab Sample ID: 680-241278-7

Date Collected: 10/04/23 13:45

Matrix: Water

Date Received: 10/06/23 08:00

Prep Type	Batch Type	Batch Method	Run	Dil Factor	Initial Amount	Final Amount	Batch Number	Prepared or Analyzed	Analyst	Lab
Total/NA	Analysis	300.0-1993 R2.1		1	5 mL	5 mL	801547	10/08/23 20:09	GE	EET SAV
Instrument ID: CICK										
Total Recoverable	Prep	3005A			25 mL	125 mL	801584	10/09/23 04:53	RR	EET SAV
Total Recoverable	Analysis	6020B		1			801871	10/09/23 23:48	BWR	EET SAV
Instrument ID: ICPMSC										
Total/NA	Analysis	2540C-2011		1	200 mL	200 mL	801405	10/06/23 14:31	PG	EET SAV
Instrument ID: NOEQUIP										

Laboratory References:

EET SAV = Eurofins Savannah, 5102 LaRoche Avenue, Savannah, GA 31404, TEL (912)354-7858

Accreditation/Certification Summary

Client: Southern Company
Project/Site: CCR - Plant Scherer Cell 1

Job ID: 680-241278-1

Laboratory: Eurofins Savannah

The accreditations/certifications listed below are applicable to this report.

Authority	Program	Identification Number	Expiration Date
Florida	NELAP	E87052	06-30-24
Georgia	State	E87052	06-30-24

1

2

3

4

5

6

7

8

9

10

11

12

Method Summary

Client: Southern Company
Project/Site: CCR - Plant Scherer Cell 1

Job ID: 680-241278-1

Method	Method Description	Protocol	Laboratory
300.0-1993 R2.1	Anions, Ion Chromatography	MCAWW	EET SAV
6020B	Metals (ICP/MS)	SW846	EET SAV
2540C-2011	Total Dissolved Solids (Dried at 180 °C)	SM	EET SAV
3005A	Preparation, Total Recoverable or Dissolved Metals	SW846	EET SAV

Protocol References:

MCAWW = "Methods For Chemical Analysis Of Water And Wastes", EPA-600/4-79-020, March 1983 And Subsequent Revisions.

SM = "Standard Methods For The Examination Of Water And Wastewater"

SW846 = "Test Methods For Evaluating Solid Waste, Physical/Chemical Methods", Third Edition, November 1986 And Its Updates.

Laboratory References:

EET SAV = Eurofins Savannah, 5102 LaRoche Avenue, Savannah, GA 31404, TEL (912)354-7858

TestAmerica Savannah

5102 LaRoche Avenue
Savannah, GA 31404-6019
phone 912.354.7858 fax 912.352.0165


Chain of Custody Record



TestAmerica Labor

Regulatory Program: DW NPDES RCRA Other

Table with columns: Client Contact (Joju Abraham), Project Manager (Dawn Prell), Site Contact (Dawn Prell), Date (10/4/2023), COC No., Analysis Turnaround Time, Sample Identification, Sample Date, Sample Time, Sample Type, Matrix, # of Cont., Filtered Sample (Y/N), Perform MS / MSD (Y/N), 300.0 - Chloride, 300.0 - Sulfate, 6020B - Nickel, 2640C - Total Dissolved Solids, and Sample Specific.



680-241278 Chain of Custody

244-ATLANTA

Preservation Used: 1= Ice, 2= HCl; 3= H2SO4; 4=HNO3; 5=NaOH; 6= Other
Possible Hazard Identification: Are any samples from a listed EPA Hazardous Waste?
Sample Disposal (A fee may be assessed if samples are retained longer than 1 month)

Special Instructions/QC Requirements & Comments: SCH-CCR-ASSMT-2023S2R1

Custody Seals Intact: Yes No
Relinquished by: MARK MANN, WSP, Date/Time: 10/5/23 1230
Received by: Date/Time: 10/5 1230

Login Sample Receipt Checklist

Client: Southern Company

Job Number: 680-241278-1

Login Number: 241278

List Number: 1

Creator: Munro, Caroline

List Source: Eurofins Savannah

Question	Answer	Comment
Radioactivity wasn't checked or is <=/ background as measured by a survey meter.	N/A	
The cooler's custody seal, if present, is intact.	True	
Sample custody seals, if present, are intact.	True	
The cooler or samples do not appear to have been compromised or tampered with.	True	
Samples were received on ice.	True	
Cooler Temperature is acceptable.	True	
Cooler Temperature is recorded.	True	
COC is present.	True	
COC is filled out in ink and legible.	True	
COC is filled out with all pertinent information.	True	
Is the Field Sampler's name present on COC?	True	
There are no discrepancies between the containers received and the COC.	True	
Samples are received within Holding Time (excluding tests with immediate HTs)	True	
Sample containers have legible labels.	True	
Containers are not broken or leaking.	True	
Sample collection date/times are provided.	True	
Appropriate sample containers are used.	True	
Sample bottles are completely filled.	True	
Sample Preservation Verified.	N/A	
There is sufficient vol. for all requested analyses, incl. any requested MS/MSDs	True	
Containers requiring zero headspace have no headspace or bubble is <6mm (1/4").	N/A	
Multiphasic samples are not present.	True	
Samples do not require splitting or compositing.	True	
Residual Chlorine Checked.	N/A	



APPENDIX B

Data Validation Summary
February 2023

**Quality Control Review of Analytical Data- Plant Scherer Cell 1 and PAC Ash Cell
Submitted by Eurofins TestAmerica
February - May 2023**

This narrative presents results of the quality control (QC) data review performed on analytical data submitted by Eurofins TestAmerica, Inc. for groundwater samples collected at Plant Scherer CCR Plant Scherer Cell 1 and PAC Ash Cell between February 21, 2023, and May 2, 2023. The chemical data were reviewed to identify quality issues which could affect the use of the data for decision making purposes.

Information regarding the primary sample locations, analytical parameters, QC samples, sampling dates, and laboratory sample delivery group (SDG) designations is summarized in Table 1. In accordance with groundwater monitoring and corrective action procedures discussed in Title 40 CFR, Subpart D - Standards for the Disposal of Coal Combustion Residuals in Landfills and Surface Impoundments and the Georgia Environmental Protection Division Rules for Solid Waste Management 391-3-4-.10, the groundwater samples were analyzed for detection monitoring constituents listed in 40 CFR, Part 257, Appendix III and for applicable state and federal monitoring parameters pursuant to the sites 2010 D&O Plan. Additional analysis included cations and anions (potassium, magnesium, and sodium) and alkalinity (total, carbonate and bicarbonate). Test methods included Inductively Coupled Plasma - Mass Spectrometry (USEPA Method 6020B), Mercury in Liquid Wastes (USEPA Method 7470A), Determination of Inorganic Anions by Ion Chromatography (USEPA Method 300.0), Total Dissolved Solids (Standard Methods 2540C), and Alkalinity by Titration through Standard Method 2320B (SM2320B).

Data were reviewed in accordance with the US EPA Region IV Data Validation Standard Operating Procedures for Contract Laboratory Program (CLP) Inorganic Data by Inductively Coupled Plasma – Atomic Emission Spectroscopy and Inductively Coupled Plasma – Mass Spectroscopy (September 2011, Rev. 2.0), US EPA Region IV Data Validation Standard Operating Procedures for CLP Mercury Data by Cold Vapor Atomic Absorption (September 2011, Rev. 2.0), and the National Functional Guidelines for Inorganic Superfund Methods Data Review (November 2020). The review included an assessment of the results for completeness, precision (field and laboratory duplicates, matrix spike/matrix spike duplicates), accuracy (laboratory control samples and matrix spike samples), and blank contamination (including field and laboratory blanks). Additionally, sample procedures, holding times and chains-of-custody were reviewed. Where there was a discrepancy between the QC criteria in the guidelines and the QC criterion established in the analytic methodology, method-specific criteria or professional judgment was used.

DATA QUALITY OBJECTIVES

- Laboratory Precision:** Laboratory goals for precision were met.
- Field Precision:** Field goals for precision were met.
- Accuracy:** Laboratory goals for accuracy were met with the exception of sulfate and fluoride, as described in the qualification section below.
- Sensitivity:** Project goals for detection limits were met. Certain samples were diluted due to elevated concentrations of target analytes. Dilutions do not require qualifications based on USEPA guidelines. Detection and reporting limits of non-detect compounds are elevated proportional to the dilution when undiluted sample results are not provided by the laboratory. The data usability of diluted results was evaluated by the data user in the context of site-wide characterization. Detections were found in certain blank results, as described in the qualification sections below.

- Completeness:** There were no rejected analytical results for this event, resulting in a completion of 100%.
- Holding Times:** All holding time requirements were met in accordance with specific analytical methods.

QUALIFICATIONS

In general, chemical results for the samples collected at the Site were qualified on the basis of high levels of imprecision or inaccuracy, or on the basis of professional judgment. The following definitions provide brief explanations of the qualifiers which may have been assigned to data by the laboratory.

- J** The analyte was positively identified above the method detection limit; however, the associated numerical value is the approximate concentration of the analyte in the sample.
- U** The analyte was not detected above the method detection limit.

The data generated as part of this sampling event met the QC criteria established in the respective analytical methods and data validation guidelines except as specified below. Although these qualifications were applied to data from samples collected at the site and reported in sample delivery groups (SDGs) 680-230924-1, 680-231213-1, 680-231325-1, 680-234485-1, 680-231281-1, 680-231319-1, 680-234486-1, 680-232482-1, and 680-231297-1, qualifications may not have been required or applied to all samples collected. A summary of sample qualifications can be found in Table 2.

- Fluoride in sample GWC-3, from SDG 680-231325-1, was qualified as estimated, biased high (J+) when the MS and/or MSD recovered above laboratory criteria.
- Sulfate in sample PAC-FD-7, from SDG 680-231319-1, was qualified as estimated, biased low (J-) when the MS and/or MSD recovered below laboratory criteria.
- Certain antimony, barium, boron, chromium, nickel, fluoride, potassium, sodium, sulfate, vanadium, and zinc results from SDGs 680-232482-1, 680-231213-1, 680-231319-1, 680-231325-1, and 680-231281-1 were qualified as non-detect (U) when the analyte was detected at a similar level in an associated blank sample. As shown in Table 2, if the original sample results were below the reporting limit (RL), the results were qualified as non-detect (U) and the RL was reported as the result. If the original sample results were greater than the RL, the original results were reported as the new RL and were U qualified.

Golder reviewed the data from samples collected at Plant Scherer CCR Cell 1 and PAC Ash between February 21, 2023, and May 2, 2023 in accordance with the analytical methods, the laboratory specific QC criteria, and the guidelines. As described above, 100% of the results were acceptable for project use. The data are considered usable for meeting project objectives and the results are considered valid.

REFERENCE

US EPA, November 2020, National Functional Guidelines for Inorganic Superfund Methods Data Review, Office of Superfund Remediation and Technology Innovation. OLEM 9240.0-51 [EPA 540-R-20-005]. Washington. DC, November 2020.

USEPA, September 2011, Region 4, Science and Ecosystem Support Division, Quality Assurance Section, MTSB, Data Validation Standard Operating Procedures for Contract Laboratory Program Inorganic Data By Inductively Coupled Plasma – Atomic Emission Spectroscopy and Inductively Coupled Plasma – Mass Spectroscopy, Revision 2.0.

USEPA, September 2011, Region 4, Science and Ecosystem Support Division, Quality Assurance Section, MTSB, Data Validation Standard Operating Procedures for Contract Laboratory Program Mercury Data By Cold Vapor Atomic Absorption, Revision 2.0.

TABLE 1

Sample Summary Table
SCS Plant Scherer

SDGs	Field Identification	Collection Date	Lab Identification	Matrix	QC Samples	Analyses								
						Field pH	Total Metals (SW 6020B)	Mercury (EPA 7470A)	Anions (EPA 300.0)	Total Dissolved Solids (SW 2540C)	Alkalinity (SM 2320B)	COD (410.4)	TOC (SM 5310C)	Cyanide (SM 4500 CN)
680-230924-1	GWC-10	2/21/2023	680-230924-1	WG	-	X	X	X	X	X	X	-	-	-
680-231213-1	GWC-1	2/27/2023	680-231213-1	WG	-	X	X	X	X	X	X	-	-	-
680-231213-1	GWC-2	2/27/2023	680-231213-2	WG	-	X	X	X	X	X	X	-	-	-
680-231213-1	GWC-4	2/27/2023	680-231213-3	WG	-	X	X	X	X	X	X	-	-	-
680-231213-1	GWC-6	2/27/2023	680-231213-4	WG	-	X	X	X	X	X	X	-	-	-
680-231213-1	GWC-7	2/27/2023	680-231213-5	WG	-	X	X	X	X	X	X	-	-	-
680-231213-1	GWC-8A	2/27/2023	680-231213-6	WG	-	X	X	X	X	X	X	-	-	-
680-231213-1	GWC-9	2/27/2023	680-231213-7	WG	-	X	X	X	X	X	X	-	-	-
680-231213-1	GWC-11	2/27/2023	680-231213-8	WG	-	X	X	X	X	X	X	-	-	-
680-231213-1	GWC-12	2/27/2023	680-231213-9	WG	-	X	X	X	X	X	X	-	-	-
680-231213-1	GWC-13	2/27/2023	680-231213-10	WG	-	X	X	X	X	X	X	-	-	-
680-231213-1	GWC-14	2/27/2023	680-231213-11	WG	-	X	X	X	X	X	X	-	-	-
680-231213-1	CELL1-FB-4	2/27/2023	680-231213-12	WQ	FB (GWC-4)	-	X	X	X	X	X	-	-	-
680-231213-1	CELL1-EB-4	2/27/2023	680-231213-13	WQ	EB (GWC-9)	-	X	X	X	X	X	-	-	-
680-231213-1	CELL1-FB-5	2/27/2023	680-231213-14	WQ	FB (GWC-11)	-	X	X	X	X	X	-	-	-
680-231213-1	CELL1-FD-5	2/27/2023	680-231213-15	WG	FD (GWC-12)	X	X	X	X	X	X	-	-	-
680-231213-1	CELL1-EB-5	2/27/2023	680-231213-16	WQ	EB (GWC-13)	-	X	X	X	X	X	-	-	-
680-231325-1	GWC-3	2/28/2023	680-231325-1	WG	-	X	X	X	X	X	X	-	-	-
680-231325-1	GWC-5	2/28/2023	680-231325-2	WG	-	X	X	X	X	X	X	-	-	-
680-231325-1	GWA-15	2/28/2023	680-231325-3	WG	-	X	X	X	X	X	X	-	-	-
680-231325-1	GWA-16	2/28/2023	680-231325-4	WG	-	X	X	X	X	X	X	-	-	-
680-231325-1	GWA-17	2/28/2023	680-231325-5	WG	-	X	X	X	X	X	X	-	-	-
680-231325-1	GWC-18	2/28/2023	680-231325-6	WG	-	X	X	X	X	X	X	-	-	-
680-231325-1	GWC-19	2/28/2023	680-231325-7	WG	-	X	X	X	X	X	X	-	-	-
680-231325-1	GWC-20	2/28/2023	680-231325-8	WG	-	X	X	X	X	X	X	-	-	-
680-231325-1	CELL1-FD-4	2/28/2023	680-231325-9	WG	FD (GWC-3)	X	X	X	X	X	X	-	-	-
680-234485-1	CELL1-FB-1	5/2/2023	680-234485-1	WQ	FB (GWC-4)	-	-	-	X	X	-	-	-	-
680-234485-1	CELL1-EB-1	5/2/2023	680-234485-2	WQ	EB (GWC-3)	-	-	-	X	-	-	-	-	-
680-234485-1	GWC-4	5/2/2023	680-234485-3	WG	-	X	-	-	X	X	-	-	-	-
680-234485-1	GWC-7	5/2/2023	680-234485-4	WG	-	X	X	-	-	-	-	-	-	-
680-234485-1	GWC-8A	5/2/2023	680-234485-5	WG	-	X	X	-	-	-	-	-	-	-
680-234485-1	GWC-10	5/2/2023	680-234485-6	WG	-	X	-	-	X	-	-	-	-	-
680-234485-1	GWC-3	5/2/2023	680-234485-7	WG	-	X	-	-	X	-	-	-	-	-
680-231281-1	GWC-29	3/1/2023	680-231281-1	WG	-	X	X	X	X	X	X	-	-	-
680-231281-1	GWA-49	3/1/2023	680-231281-2	WG	-	X	X	X	X	X	X	-	-	-
680-231281-1	GWC-50	3/1/2023	680-231281-3	WG	-	X	X	X	X	X	X	-	-	-
680-231281-1	GWC-52	3/1/2023	680-231281-4	WG	-	X	X	X	X	X	X	-	-	-
680-231281-1	PAC-EB-6	3/1/2023	680-231281-5	WQ	EB (GWA-49)	-	X	X	X	X	X	-	-	-
680-231281-1	PAC-EB-7	3/1/2023	680-231281-6	WQ	EB (GWC-29)	-	X	X	X	X	X	-	-	-
680-231319-1	GWA-21	2/28/2023	680-231319-1	WG	-	X	X	X	X	X	X	-	-	-
680-231319-1	GWA-22	2/28/2023	680-231319-2	WG	-	X	X	X	X	X	X	-	-	-
680-231319-1	GWA-45	2/28/2023	680-231319-3	WG	-	X	X	X	X	X	X	-	-	-
680-231319-1	GWA-46	2/28/2023	680-231319-4	WG	-	X	X	X	X	X	X	-	-	-
680-231319-1	GWA-47	2/28/2023	680-231319-5	WG	-	X	X	X	X	X	X	-	-	-
680-231319-1	GWA-48	2/28/2023	680-231319-6	WG	-	X	X	X	X	X	X	-	-	-
680-231319-1	GWC-51	2/28/2023	680-231319-7	WG	-	X	X	X	X	X	X	-	-	-
680-231319-1	GWC-53	2/28/2023	680-231319-8	WG	-	X	X	X	X	X	X	-	-	-
680-231319-1	PAC-FB-6	2/28/2023	680-231319-9	WQ	FB (GWA-45)	-	X	X	X	X	X	-	-	-
680-231319-1	PAC-FD-6	2/28/2023	680-231319-10	WG	FD (GWA-22)	X	X	X	X	X	X	-	-	-
680-231319-1	PAC-FD-7	2/28/2023	680-231319-11	WG	FD (GWC-53)	X	X	X	X	X	X	-	-	-
680-231319-1	PAC-FB-7	2/28/2023	680-231319-12	WQ	FB (GWC-51)	-	X	X	X	X	X	-	-	-
680-234486-1	PAC-FD-1	5/2/2023	680-234486-1	WG	FD (GWC-50)	X	-	-	X	-	-	-	-	-
680-234486-1	GWC-50	5/2/2023	680-234486-2	WG	-	X	-	-	X	-	-	-	-	-
680-232482-1	Effluent	3/23/2023	680-232482-1	WW	-	-	X	X	-	-	-	-	-	-
680-231297-1	SWA-1	3/1/2023	680-231297-1	WS	-	X	X	X	X	X	X	X	X	X
680-231297-1	SWA-2	3/1/2023	680-231297-2	WS	-	X	X	X	X	X	X	X	X	X
680-231297-1	SWA-3	3/1/2023	680-231297-3	WS	-	X	X	X	X	X	X	X	X	X
680-231297-1	SWC-4	3/1/2023	680-231297-4	WS	-	X	X	X	X	X	X	-	-	-
680-231297-1	SWC-5	3/1/2023	680-231297-5	WS	-	X	X	X	X	X	X	-	-	-
680-231297-1	SWC-6	3/1/2023	680-231297-6	WS	-	X	X	X	X	X	X	-	-	-
680-231297-1	SWC-7	3/1/2023	680-231297-7	WS	-	X	X	X	X	X	X	X	X	X
680-231297-1	SWC-8	3/1/2023	680-231297-8	WS	-	X	X	X	X	X	X	-	-	-

Abbreviations:

SDG - Sample Delivery Group
QC - Quality Control
WG - Groundwater
WQ - Water quality control

SW - Solid Waste
EPA - Environmental Protection Agency
FB - Field Blank
EB - Equipment Blank

FD - Field Duplicate
WW - Waste Water
SW - Surface Water



TABLE 2
Qualifier Summary Table
SCS Plant Scherer

SDG	Sample Name	Constituent	New Result	New RL or MDC	Qualifier	Reason
680-231213-1	GWC-7	Potassium	-	1.2	U	Method blank detection
680-231213-1	GWC-8A	Potassium	-	2.7	U	Method blank detection
680-231213-1	GWC-8A	Zinc	-	0.016	U	Method blank detection
680-231213-1	GWC-8A	Boron	-	0.14	U	Method blank detection
680-231213-1	GWC-9	Potassium	-	1.2	U	Blank detection
680-231213-1	GWC-9	Boron	-	0.082	U	Blank detection
680-231213-1	GWC-13	Potassium	-	0.6	U	Method blank detection
680-231213-1	GWC-14	Potassium	-	0.5	U	Method blank detection
680-231213-1	GWC-11	Potassium	-	0.83	U	Blank detection
680-231213-1	Cell1-FD-5	Potassium	-	0.51	U	Method blank detection
680-231213-1	GWC-4	Fluoride	0.10	-	U	Field blank detection
680-231213-1	GWC-4	Chromium	-	0.0039	U	Field blank detection
680-231213-1	GWC-4	Nickel	-	0.0012	U	Field blank detection
680-231213-1	GWC-4	Vanadium	-	0.0014	U	Field blank detection
680-231213-1	GWC-9	Fluoride	0.10	-	U	Equipment blank detection
680-231213-1	GWC-9	Sulfate	-	13	U	Equipment blank detection
680-231213-1	GWC-11	Fluoride	0.10	-	U	Field blank detection
680-231213-1	GWC-11	Sulfate	1.0000	-	U	Field blank detection
680-231213-1	GWC-13	Fluoride	0.10	-	U	Equipment blank detection
680-231213-1	GWC-13	Sulfate	-	1.6	U	Equipment blank detection
680-231213-1	GWC-13	Barium	-	0.04	U	Equipment blank detection
680-231213-1	GWC-12	Potassium	0.50	-	U	Method blank detection
680-231213-1	GWC-1	Sodium	-	11	U	Method blank detection
680-231213-1	GWC-2	Sodium	-	10	U	Method blank detection
680-231213-1	GWC-4	Sodium	-	15	U	Method blank detection
680-231213-1	GWC-6	Sodium	-	11	U	Method blank detection
680-231325-1	GWC-3	Fluoride	-	-	J+	MS/MSD recoveries outside QC limits
680-231281-1	GWA-49	Fluoride	0.10	-	U	Equipment blank detection
680-231281-1	GWC-29	Fluoride	0.10	-	U	Equipment blank detection
680-231319-1	GWA-45	Fluoride	0.10	-	U	Field blank detection
680-231319-1	GWC-51	Fluoride	0.1000	-	U	Field blank detection
680-231319-1	GWC-51	Sulfate	-	3.2	U	Field blank detection
680-231319-1	PAC-FD-7	Sulfate	-	-	J-	MS/MSD recoveries outside QC limits
680-231319-1	GWA-21	Potassium	-	0.76	U	Method blank detection
680-231319-1	GWA-22	Potassium	-	0.86	U	Method blank detection
680-231319-1	GWA-45	Potassium	-	2.5	U	Method blank detection
680-231319-1	GWA-46	Potassium	-	0.84	U	Method blank detection
680-231319-1	GWA-47	Potassium	-	0.99	U	Method blank detection
680-231319-1	GWA-48	Potassium	-	1	U	Method blank detection
680-231319-1	GWC-51	Potassium	0.46	-	U	Method blank detection
680-231319-1	GWC-53	Potassium	-	1.4	U	Method blank detection
680-231319-1	GWA-45	Zinc	0.0062	-	U	Method blank detection
680-231319-1	GWC-53	Zinc	0.01	-	U	Method blank detection
680-231319-1	GWA-22	Boron	-	0.19	U	Method blank detection
680-231319-1	GWA-46	Boron	-	0.11	U	Method blank detection
680-231319-1	GWA-47	Boron	0.03	-	U	Method blank detection
680-231319-1	GWA-48	Boron	-	0.12	U	Method blank detection
680-231319-1	GWC-51	Boron	-	0.08	U	Method blank detection
680-232482-1	Effluent	Antimony	0.0020	-	U	Method blank detection

Abbreviations:

RL : Reporting limit
MDC : Minimum detectable concentration
SDG : Sample delivery group
MS/MSD : Matrix Spike/Matrix Spike Duplicate
QC: Quality control

Qualifiers:

J+: estimated, high bias
U: Non-detected
J-: estimated, low bias



APPENDIX B

Data Validation Summary
August 2023

Quality Control Review of Analytical Data- Plant Scherer Cell 1 and PAC Ash Cell Submitted by Eurofins TestAmerica August - October 2023

This narrative presents results of the quality control (QC) data review performed on analytical data submitted by Eurofins TestAmerica, Inc. for groundwater samples collected in two active cells, namely, Cell 1 and PAC Ash Cell at Plant Scherer CCR site between August 2, 2023, and October 4, 2023. The chemical data were reviewed to identify quality issues which could affect the use of the data for decision making purposes.

Information regarding the primary sample locations, analytical parameters, QC samples, sampling dates, and laboratory sample delivery group (SDG) designations is summarized in Table 1. In accordance with groundwater monitoring and corrective action procedures discussed in Title 40 CFR, Subpart D - Standards for the Disposal of Coal Combustion Residuals in Landfills and Surface Impoundments and the Georgia Environmental Protection Division Rules for Solid Waste Management 391-3-4-.10, the groundwater samples were analyzed for detection monitoring constituents listed in 40 CFR, Part 257, Appendix III and for applicable state and federal monitoring parameters pursuant to the sites 2010 D&O Plan. Additional analysis included cations and anions (potassium, magnesium, and sodium) and alkalinity (total, carbonate and bicarbonate). Test methods included Inductively Coupled Plasma - Mass Spectrometry (USEPA Method 6020B), Mercury in Liquid Wastes (USEPA Method 7470A), Determination of Inorganic Anions by Ion Chromatography (USEPA Method 300.0), Total Dissolved Solids (Standard Methods 2540C), and Alkalinity by Titration through Standard Method 2320B (SM2320B).

Data were reviewed in accordance with the US EPA Region IV Data Validation Standard Operating Procedures for Contract Laboratory Program (CLP) Inorganic Data by Inductively Coupled Plasma – Atomic Emission Spectroscopy and Inductively Coupled Plasma – Mass Spectroscopy (September 2011, Rev. 2.0), US EPA Region IV Data Validation Standard Operating Procedures for CLP Mercury Data by Cold Vapor Atomic Absorption (September 2011, Rev. 2.0), and the National Functional Guidelines for Inorganic Superfund Methods Data Review (November 2020). The review included an assessment of the results for completeness, precision (field and laboratory duplicates, matrix spike/matrix spike duplicates), accuracy (laboratory control samples and matrix spike samples), and blank contamination (including field and laboratory blanks). Additionally, sample procedures, holding times and chains-of-custody were reviewed. Where there was a discrepancy between the QC criteria in the guidelines and the QC criterion established in the analytic methodology, method-specific criteria or professional judgment was used.

DATA QUALITY OBJECTIVES

Laboratory Precision:	Laboratory goals for precision were met except total dissolved solids (TDS) and carbonate alkalinity as CaCO ₃ , as described in the qualification section below.
Field Precision:	Field goals for precision were met except nickel and TDS as described in the qualification section below.
Accuracy:	Laboratory goals for accuracy were met with the exception of mercury, as described in the qualification section below.
Sensitivity:	Project goals for detection limits were met. Certain samples were diluted due to elevated concentrations of target analytes. Dilutions do not require qualifications based on USEPA guidelines. Detection and reporting limits of non-detect compounds are elevated proportional to the dilution when undiluted sample results are not provided by the laboratory. The data usability of diluted results was

evaluated by the data user in the context of site-wide characterization. Detections were found in certain blank results, as described in the qualification sections below.

Completeness: There were no rejected analytical results for this event, resulting in a completion of 100%.

Holding Times: All holding time requirements were met in accordance with specific analytical methods.

QUALIFICATIONS

In general, chemical results for the samples collected at the Site were qualified on the basis of high levels of imprecision or inaccuracy, or on the basis of professional judgment. The following definitions provide brief explanations of the qualifiers which may have been assigned to data by the laboratory.

- J** The analyte was positively identified above the method detection limit; however, the associated numerical value is the approximate concentration of the analyte in the sample.
- U** The analyte was not detected above the method detection limit.
- UJ** The analyte was not detected above the method detection limit and the associated numerical value is the approximate concentration of the analyte in the sample

The data generated as part of this sampling event met the QC criteria established in the respective analytical methods and data validation guidelines except as specified below. Although these qualifications were applied to data from samples collected at the site and reported in SDGs 680-238848-1, 680-238970-1, and 680-238693-1, qualifications may not have been required or applied to all samples collected. A summary of sample qualifications can be found in Table 2.

- TDS result for sample SCH-GWC-5 from SDG 680-238848-1 and the carbonate alkalinity as CaCO₃ result for sample SCH-GWC-5 from SDG 680-238848-1 were qualified as estimated (J) when the laboratory duplicate relative percent difference (RPD) exceeded criteria.
- TDS and nickel results for sample SCH-GWC-8A from SDG 680-238848-1 were qualified as estimated (J) when the field duplicate relative percent difference (RPD) exceeded criteria.
- The non-detect mercury result in sample SCH-GWC-8A from SDG 680-238848-1 was qualified as estimated, non-detect (UJ) when the MS and/or MSD recoveries exceeded laboratory criteria.
- Certain antimony, barium, chromium, and potassium results from 680-238848-1, 680-238970-1, and 680-238693-1 were qualified as non-detect (U) when the analyte was detected at a similar level in an associated blank sample. As shown in Table 2, if the original sample results were below the reporting limit (RL), the results were qualified as non-detect (U) and the RL was reported as the result. If the original sample results were greater than the RL, the original results were reported as the new RL and were U qualified.

WSP reviewed the data from samples collected at Plant Scherer CCR Cell 1 and PAC Ash between August 2, 2023, and October 4, 2023 in accordance with the analytical methods, the laboratory specific QC criteria, and the guidelines. As described above, 100% of the results were acceptable for project use. The data are considered usable for meeting project objectives and the results are considered valid.

REFERENCE

US EPA, November 2020, National Functional Guidelines for Inorganic Superfund Methods Data Review, Office of Superfund Remediation and Technology Innovation. OLEM 9240.0-51 [EPA 540-R-20-005]. Washington. DC, November 2020.

USEPA, September 2011, Region 4, Science and Ecosystem Support Division, Quality Assurance Section, MTSB, Data Validation Standard Operating Procedures for Contract Laboratory Program Inorganic Data By Inductively Coupled Plasma – Atomic Emission Spectroscopy and Inductively Coupled Plasma – Mass Spectroscopy, Revision 2.0.

USEPA, September 2011, Region 4, Science and Ecosystem Support Division, Quality Assurance Section, MTSB, Data Validation Standard Operating Procedures for Contract Laboratory Program Mercury Data By Cold Vapor Atomic Absorption, Revision 2.0.

TABLE 1
Sample Summary Table
SCS Plant Scherer

SDGs	Field Identification	Collection Date	Lab Identification	Matrix	QC Samples	Analyses							
						Alkalinity (SM 2320B)	Anions (EPA 300.0)	Mercury (EPA 7470A)	Total Metals (SW 6020B)	Total Dissolved Solids (SW 2540C)	COD (410.4)	Cyanide (SM 4500 CN)	TOC (SM 5310C)
680-238572-1	SCH-GWA-21	8/2/2023	680-238572-1	WG	-	X	X	X	X	X	-	-	-
680-238693-1	SCH-GWA-22	8/3/2023	680-238693-1	WG	-	X	X	X	X	X	-	-	-
680-238693-1	SCH-GWA-45	8/3/2023	680-238693-3	WG	-	X	X	X	X	X	-	-	-
680-238693-1	SCH-GWA-46	8/3/2023	680-238693-4	WG	-	X	X	X	X	X	-	-	-
680-238693-1	SCH-GWA-47	8/3/2023	680-238693-5	WG	-	X	X	X	X	X	-	-	-
680-238693-1	SCH-GWA-48	8/3/2023	680-238693-6	WG	-	X	X	X	X	X	-	-	-
680-238693-1	SCH-GWA-49	8/3/2023	680-238693-7	WG	-	X	X	X	X	X	-	-	-
680-238693-1	SCH-GWC-29	8/3/2023	680-238693-2	WG	-	X	X	X	X	X	-	-	-
680-238693-1	SCH-GWC-50	8/3/2023	680-238693-8	WG	-	X	X	X	X	X	-	-	-
680-238693-1	SCH-GWC-51	8/3/2023	680-238693-9	WG	-	X	X	X	X	X	-	-	-
680-238693-1	SCH-GWC-52	8/3/2023	680-238693-10	WG	-	X	X	X	X	X	-	-	-
680-238693-1	SCH-GWC-53	8/3/2023	680-238693-11	WG	-	X	X	X	X	X	-	-	-
680-238693-1	SCH-PAC-EB-6	8/3/2023	680-238693-17	WQ	EB (SCH-GWC-52)	X	X	X	X	X	-	-	-
680-238693-1	SCH-PAC-EB-7	8/3/2023	680-238693-18	WQ	EB (SCH-GWA-49)	X	X	X	X	X	-	-	-
680-238693-1	SCH-PAC-FB-6	8/3/2023	680-238693-19	WQ	FB (SCH-GWA-46)	X	X	X	X	X	-	-	-
680-238693-1	SCH-PAC-FB-7	8/3/2023	680-238693-20	WQ	FB (SCH-GWA-47)	X	X	X	X	X	-	-	-
680-238693-1	SCH-PAC-FD-6	8/3/2023	680-238693-12	WG	FD (SCH-GWC-53)	X	X	X	X	X	-	-	-
680-238693-1	SCH-PAC-FD-7	8/3/2023	680-238693-16	WG	FD (SCH-GWC-51)	X	X	X	X	X	-	-	-
680-238693-2	SCH-GWA-15	8/3/2023	680-238693-13	WG	-	X	X	X	X	X	-	-	-
680-238693-2	SCH-GWA-16	8/3/2023	680-238693-14	WG	-	X	X	X	X	X	-	-	-
680-238693-2	SCH-GWA-17	8/3/2023	680-238693-15	WG	-	X	X	X	X	X	-	-	-
680-238848-1	SCH-GWC-4	8/8/2023	680-238848-1	WG	-	X	X	X	X	X	-	-	-
680-238848-1	SCH-GWC-5	8/8/2023	680-238848-2	WG	-	X	X	X	X	X	-	-	-
680-238848-1	SCH-GWC-6	8/8/2023	680-238848-3	WG	-	X	X	X	X	X	-	-	-
680-238848-1	SCH-GWC-7	8/8/2023	680-238848-4	WG	-	X	X	X	X	X	-	-	-
680-238848-1	SCH-GWC-8A	8/8/2023	680-238848-5	WG	-	X	X	X	X	X	-	-	-
680-238848-1	SCH-GWC-9	8/8/2023	680-238848-6	WG	-	X	X	X	X	X	-	-	-
680-238848-1	SCH-GWC-19	8/8/2023	680-238848-7	WG	-	X	X	X	X	X	-	-	-
680-238848-1	SCH-GWC-20	8/8/2023	680-238848-8	WG	-	X	X	X	X	X	-	-	-
680-238848-1	SCH-CELL1-FD-4	8/8/2023	680-238848-9	WG	FD (SCH-GWC-5)	X	X	X	X	X	-	-	-
680-238848-1	SCH-CELL1-FD-5	8/8/2023	680-238848-10	WG	FD (SCH-GWC-8A)	X	X	X	X	X	-	-	-
680-238848-1	SCH-CELL1-EB-4	8/8/2023	680-238848-11	WQ	EB (SCH-GWC-9)	X	X	X	X	X	-	-	-
680-238848-1	SCH-CELL1-FB-4	8/8/2023	680-238848-12	WQ	FB (SCH-GWC-19)	X	X	X	X	X	-	-	-
680-238961-1	SCH-EFFLUENT	8/10/2023	680-238961-1	WL	-	-	-	X	X	-	-	-	-
680-238963-1	SCH-SWA-2	8/9/2023	680-238963-1	WS	-	X	X	X	X	X	X	X	X
680-238963-1	SCH-SWA-3	8/9/2023	680-238963-2	WS	-	X	X	X	X	X	X	X	X
680-238963-1	SCH-SWC-4	8/9/2023	680-238963-3	WS	-	X	X	X	X	X	-	-	-
680-238963-1	SCH-SWC-6	8/9/2023	680-238963-4	WS	-	X	X	X	X	X	-	-	-
680-238963-1	SCH-SWC-7	8/9/2023	680-238963-5	WS	-	X	X	X	X	X	X	X	X
680-238963-1	SCH-SWC-8	8/9/2023	680-238963-6	WS	-	X	X	X	X	X	-	-	-
680-238970-1	SCH-GWC-1	8/9/2023	680-238970-1	WG	-	X	X	X	X	X	-	-	-
680-238970-1	SCH-GWC-2	8/9/2023	680-238970-2	WG	-	X	X	X	X	X	-	-	-
680-238970-1	SCH-GWC-3	8/9/2023	680-238970-3	WG	-	X	X	X	X	X	-	-	-
680-238970-1	SCH-GWC-10	8/9/2023	680-238970-4	WG	-	X	X	X	X	X	-	-	-
680-238970-1	SCH-GWC-11	8/9/2023	680-238970-5	WG	-	X	X	X	X	X	-	-	-
680-238970-1	SCH-GWC-12	8/9/2023	680-238970-6	WG	-	X	X	X	X	X	-	-	-
680-238970-1	SCH-GWC-13	8/9/2023	680-238970-7	WG	-	X	X	X	X	X	-	-	-
680-238970-1	SCH-GWC-14	8/9/2023	680-238970-8	WG	-	X	X	X	X	X	-	-	-
680-238970-1	SCH-GWC-18	8/9/2023	680-238970-9	WG	-	X	X	X	X	X	-	-	-
680-238970-1	SCH-CELL1-FB-5	8/9/2023	680-238970-10	WQ	FB (SCH-GWC-3)	X	X	X	X	X	-	-	-
680-238970-1	SCH-CELL1-EB-5	8/9/2023	680-238970-11	WQ	EB (SCH-GWC-13)	X	X	X	X	X	-	-	-
680-241278-1	SCH-GWC-3	10/4/2023	680-241278-1	WG	-	-	X	-	-	-	-	-	-
680-241278-1	SCH-GWC-53	10/4/2023	680-241278-2	WG	-	-	X	-	-	-	-	-	-
680-241278-1	SCH-GWC-8A	10/4/2023	680-241278-3	WG	-	-	-	-	X	X	-	-	-
680-241278-1	SCH-GWC-1	10/4/2023	680-241278-4	WG	-	-	-	-	X	-	-	-	-
680-241278-1	SCH-CELL1-FD-1	10/4/2023	680-241278-5	WG	FD (SCH-GWC-3)	-	X	-	-	-	-	-	-
680-241278-1	SCH-CELL1-FB-1	10/4/2023	680-241278-6	WQ	FB (SCH-GWC-1)	-	X	-	X	X	-	-	-
680-241278-1	SCH-CELL1-EB-1	10/4/2023	680-241278-7	WQ	EB (SCH-GWC-8A)	-	X	-	X	X	-	-	-

Abbreviations:

SDG- Sample Delivery Group
 QC - Quality Control
 WG - Groundwater
 WQ - Water quality control

SW - Solid Waste
 EPA - Environmental Protection Agency
 FB - Field Blank
 EB - Equipment Blank

FD - Field Duplicate
 WL - Leachate
 WS - Surface Water



TABLE 2
Qualifier Summary Table
SCS Plant Scherer

<i>SDG</i>	<i>Sample Name</i>	<i>Constituent</i>	<i>New Result</i>	<i>New RL or MDC</i>	<i>Qualifier</i>	<i>Reason</i>
680-238848-1	SCH-GWC-19	Chromium	-	0.014	U	Field blank detection
680-238848-1	SCH-GWC-8A	Mercury	-	-	UJ	MS/MSD recoveries outside QC limits
680-238848-1	SCH-GWC-5	TDS	-	-	J	Laboratory Duplicate RPD outside criteria
680-238848-1	SCH-GWC-8A	TDS	-	-	J	Field Duplicate RPD outside criteria
680-238848-1	SCH-GWC-8A	Nickel	-	-	J	Field Duplicate RPD outside criteria
680-238970-1	SCH-GWC-12	Potassium	0.5000	-	U	Method blank detection
680-238970-1	SCH-GWC-13	Potassium	-	0.65	U	Method blank detection
680-238970-1	SCH-GWC-14	Potassium	-	0.53	U	Method blank detection
680-238970-1	SCH-GWC-3	Potassium	-	0.8	U	Field blank detection
680-238970-1	SCH-GWC-13	Barium	-	0.04	U	Equipment blank detection
680-238693-1	SCH-GWA-47	Barium	-	0.027	U	Method blank detection
680-238693-1	SCH-GWA-48	Barium	-	0.013	U	Method blank detection
680-238693-1	SCH-GWC-29	Barium	-	0.019	U	Method blank detection
680-238693-1	SCH-GWC-29	Carbonate Alkalinity as CaCO ₃	-	-	J	Laboratory Duplicate RPD outside criteria

Abbreviations:

RL : Reporting limit
MDC : Minimum detectable concentration
SDG : Sample delivery group
MS/MSD : Matrix Spike/Matrix Spike Duplicate
QC: Quality control

Qualifiers:

J: estimated
U: Non-detected
UJ-: Non-detect, estimated



APPENDIX B

Laboratory Accreditation



State of Florida
 Department of Health, Bureau of Public Health Laboratories
 This is to certify that

E87689

EUROFINS ST. LOUIS
 13715 RIDER TRAIL NORTH
 EARTH CITY, MO 63045

has complied with Florida Administrative Code 64E-1,
 for the examination of environmental samples in the following categories

DRINKING WATER - RADIOCHEMISTRY, NON-POTABLE WATER - GENERAL CHEMISTRY, NON-POTABLE WATER - METALS, NON-POTABLE WATER
 - RADIOCHEMISTRY, SOLID AND CHEMICAL MATERIALS - METALS, SOLID AND CHEMICAL MATERIALS - RADIOCHEMISTRY



Continued certification is contingent upon successful on-going compliance with the NELAC Standards and FAC Rule 64E-1 regulations. Specific methods and analytes certified are cited on the Laboratory Scope of Accreditation for this laboratory and are on file at the Bureau of Public Health Laboratories, P. O. Box 210, Jacksonville, Florida 32231. Clients and customers are urged to verify with this agency the laboratory's certification status in Florida for particular methods and analytes.

Date Issued: October 23, 2023 Expiration Date: June 30, 2024



Marie-Claire Rowlinson, PhD, D(ABMM)
 Bureau of Public Health Laboratories
 DH Form 1697, 7/04

NON-TRANSFERABLE E87689-71-10/23/2023
 Supersedes all previously issued certificates



Laboratory Scope of Accreditation

Attachment to Certificate #: E87689-71, expiration date June 30, 2024. This listing of accredited analytes should be used only when associated with a valid certificate.

State Laboratory ID: **E87689** EPA Lab Code: **MO00054** (314) 298-8566

E87689
Eurofins St. Louis
13715 Rider Trail North
Earth City, MO 63045

Matrix: **Drinking Water**

Analyte#	Analyte	Method/Tech	Method Code	Category	Effective Date
2830	Gross Alpha	EPA 900.0	10308200	Radiochemistry	12/8/2022
2830	Gross Alpha	SM 7110 C	20159028	Radiochemistry	12/8/2022
2840	Gross Beta	EPA 900.0	10308200	Radiochemistry	12/8/2022
3042	Isotopic Uranium	DOE U-02-RC	90011408	Radiochemistry	8/15/2018
2965	Radium-226	EPA 903.0	10309407	Radiochemistry	3/31/2015
2970	Radium-228	EPA 904.0	10309805	Radiochemistry	12/10/2008
2985	Radon	SM 7500-Rn B	20173733	Radiochemistry	8/15/2018
2980	Radon-222	ST-RC-0222 / LSC	60051878	Radiochemistry	7/1/2020
1143	Selenium-79	ST-RC-0079 / LSC	60051845	Radiochemistry	7/1/2020
3005	Strontium-90	DOE Sr-02	90009000	Radiochemistry	12/10/2008
3005	Strontium-90	DOE Sr-03-RC	90009806	Radiochemistry	12/10/2008
3005	Strontium-90	EPA 905.0	10310006	Radiochemistry	12/10/2008
3030	Tritium	EPA 906.0	10310200	Radiochemistry	12/10/2008
3055	Uranium (activity)	DOE U-02	90011204	Radiochemistry	8/15/2018
1184	Uranium (mass)	EPA 200.8	10014605	Radiochemistry	8/15/2018



Laboratory Scope of Accreditation

Attachment to Certificate #: E87689-71, expiration date June 30, 2024. This listing of accredited analytes should be used only when associated with a valid certificate.

State Laboratory ID: **E87689** EPA Lab Code: **MO00054** **(314) 298-8566**

E87689
Eurofins St. Louis
13715 Rider Trail North
Earth City, MO 63045

Matrix: **Non-Potable Water**

Analyte#	Analyte	Method/Tech	Method Code	Category	Effective Date
1000	Aluminum	EPA 200.7	10013806	General Chemistry,Metals	7/1/2013
1000	Aluminum	EPA 200.8	10014605	Metals	7/1/2013
1000	Aluminum	EPA 6010D	10155950	Metals	12/12/2022
1000	Aluminum	EPA 6020B	10156420	Metals	12/12/2022
1005	Antimony	EPA 200.7	10013806	Metals	7/1/2013
1005	Antimony	EPA 200.8	10014605	Metals	7/1/2013
1005	Antimony	EPA 6010D	10155950	Metals	12/12/2022
1005	Antimony	EPA 6020B	10156420	Metals	12/12/2022
1010	Arsenic	EPA 200.7	10013806	General Chemistry,Metals	7/1/2013
1010	Arsenic	EPA 200.8	10014605	Metals	7/1/2013
1010	Arsenic	EPA 6010D	10155950	Metals	12/12/2022
1010	Arsenic	EPA 6020B	10156420	Metals	12/12/2022
1015	Barium	EPA 200.7	10013806	Metals	7/1/2013
1015	Barium	EPA 200.8	10014605	Metals	7/1/2013
1015	Barium	EPA 6010D	10155950	Metals	12/12/2022
1015	Barium	EPA 6020B	10156420	Metals	12/12/2022
1020	Beryllium	EPA 200.7	10013806	General Chemistry,Metals	7/1/2013
1020	Beryllium	EPA 200.8	10014605	Metals	7/1/2013
1020	Beryllium	EPA 6010D	10155950	Metals	12/12/2022
1020	Beryllium	EPA 6020B	10156420	Metals	12/12/2022
1025	Boron	EPA 200.7	10013806	Metals	7/1/2013
1025	Boron	EPA 6010D	10155950	Metals	12/12/2022
1025	Boron	EPA 6020B	10156420	Metals	12/12/2022
1030	Cadmium	EPA 200.7	10013806	General Chemistry,Metals	7/1/2013
1030	Cadmium	EPA 200.8	10014605	Metals	7/1/2013
1030	Cadmium	EPA 6010D	10155950	Metals	12/12/2022
1030	Cadmium	EPA 6020B	10156420	Metals	12/12/2022
1035	Calcium	EPA 200.7	10013806	General Chemistry,Metals	7/1/2013
1035	Calcium	EPA 6010D	10155950	Metals	12/12/2022
1035	Calcium	EPA 6020B	10156420	Metals	12/12/2022
1040	Chromium	EPA 200.7	10013806	Metals	7/1/2013
1040	Chromium	EPA 200.8	10014605	Metals	7/1/2013
1040	Chromium	EPA 6010D	10155950	Metals	12/12/2022
1040	Chromium	EPA 6020B	10156420	Metals	12/12/2022
1050	Cobalt	EPA 200.7	10013806	Metals	7/1/2013
1050	Cobalt	EPA 200.8	10014605	Metals	7/1/2013



Laboratory Scope of Accreditation

Attachment to Certificate #: E87689-71, expiration date June 30, 2024. This listing of accredited analytes should be used only when associated with a valid certificate.

State Laboratory ID: **E87689** EPA Lab Code: **MO00054** (314) 298-8566

E87689
Eurofins St. Louis
13715 Rider Trail North
Earth City, MO 63045

Matrix: **Non-Potable Water**

Analyte#	Analyte	Method/Tech	Method Code	Category	Effective Date
1050	Cobalt	EPA 6010D	10155950	Metals	12/12/2022
1050	Cobalt	EPA 6020B	10156420	Metals	12/12/2022
1055	Copper	EPA 200.7	10013806	General Chemistry,Metals	7/1/2013
1055	Copper	EPA 200.8	10014605	Metals	7/1/2013
1055	Copper	EPA 6010D	10155950	Metals	12/12/2022
1055	Copper	EPA 6020B	10156420	Metals	12/12/2022
2826	Gamma Emitters	EPA 901.1	10308608	Radiochemistry	7/1/2013
2830	Gross Alpha	EPA 900.0	10308200	Radiochemistry	7/1/2013
2830	Gross Alpha	EPA 900.0 (GPC)	10242634	Radiochemistry	10/20/2023
2830	Gross Alpha	EPA 9310	10310802	Radiochemistry	7/1/2013
2840	Gross Beta	EPA 900.0	10308200	Radiochemistry	7/1/2013
2840	Gross Beta	EPA 900.0 (GPC)	10242634	Radiochemistry	10/20/2023
2840	Gross Beta	EPA 9310	10310802	Radiochemistry	7/1/2013
1070	Iron	EPA 200.7	10013806	Metals	7/1/2013
1070	Iron	EPA 6010D	10155950	Metals	12/12/2022
1070	Iron	EPA 6020B	10156420	Metals	12/12/2022
1075	Lead	EPA 200.7	10013806	General Chemistry,Metals	7/1/2013
1075	Lead	EPA 200.8	10014605	Metals	7/1/2013
1075	Lead	EPA 6010D	10155950	Metals	12/12/2022
1075	Lead	EPA 6020B	10156420	Metals	12/12/2022
1080	Lithium	EPA 6010D	10155950	Metals	12/12/2022
1085	Magnesium	EPA 200.7	10013806	General Chemistry,Metals	7/1/2013
1085	Magnesium	EPA 200.8	10014605	Metals	7/1/2013
1085	Magnesium	EPA 6010D	10155950	Metals	12/12/2022
1085	Magnesium	EPA 6020B	10156420	Metals	12/12/2022
1090	Manganese	EPA 200.7	10013806	General Chemistry,Metals	7/1/2013
1090	Manganese	EPA 200.8	10014605	Metals	7/1/2013
1090	Manganese	EPA 6010D	10155950	Metals	12/12/2022
1090	Manganese	EPA 6020B	10156420	Metals	12/12/2022
1095	Mercury	EPA 245.1	10036609	Metals	7/1/2013
1095	Mercury	EPA 7470A	10165807	Metals	12/12/2022
1100	Molybdenum	EPA 200.7	10013806	Metals	7/1/2013
1100	Molybdenum	EPA 200.8	10014605	Metals	7/1/2013
1100	Molybdenum	EPA 6010D	10155950	Metals	12/12/2022
1100	Molybdenum	EPA 6020B	10156420	Metals	12/12/2022
1105	Nickel	EPA 200.7	10013806	General Chemistry,Metals	7/1/2013



Laboratory Scope of Accreditation

Attachment to Certificate #: E87689-71, expiration date June 30, 2024. This listing of accredited analytes should be used only when associated with a valid certificate.

State Laboratory ID: **E87689**

EPA Lab Code: **MO00054**

(314) 298-8566

E87689

**Eurofins St. Louis
13715 Rider Trail North
Earth City, MO 63045**

Matrix: **Non-Potable Water**

Analyte#	Analyte	Method/Tech	Method Code	Category	Effective Date
1105	Nickel	EPA 200.8	10014605	Metals	7/1/2013
1105	Nickel	EPA 6010D	10155950	Metals	12/12/2022
1105	Nickel	EPA 6020B	10156420	Metals	12/12/2022
1125	Potassium	EPA 200.7	10013806	Metals	7/1/2013
1125	Potassium	EPA 6010D	10155950	Metals	12/12/2022
1125	Potassium	EPA 6020B	10156420	Metals	12/12/2022
2965	Radium-226	EPA 903.0	10309407	Radiochemistry	7/1/2013
2970	Radium-228	EPA 904.0	10309805	Radiochemistry	7/1/2013
2970	Radium-228	EPA 9320	10208603	Radiochemistry	7/1/2013
1140	Selenium	EPA 200.7	10013806	Metals	7/1/2013
1140	Selenium	EPA 200.8	10014605	Metals	7/1/2013
1140	Selenium	EPA 6010D	10155950	Metals	12/12/2022
1140	Selenium	EPA 6020B	10156420	Metals	12/12/2022
1990	Silica as SiO2	EPA 200.7	10013806	Metals	6/12/2023
1145	Silicon	EPA 6010D	10155950	Metals	6/12/2023
1150	Silver	EPA 200.7	10013806	Metals	7/1/2013
1150	Silver	EPA 200.8	10014605	Metals	7/1/2013
1150	Silver	EPA 6010D	10155950	Metals	12/12/2022
1150	Silver	EPA 6020B	10156420	Metals	12/12/2022
1155	Sodium	EPA 200.7	10013806	Metals	7/1/2013
1155	Sodium	EPA 6010D	10155950	Metals	12/12/2022
1155	Sodium	EPA 6020B	10156420	Metals	12/12/2022
1160	Strontium	EPA 200.7	10013806	Metals	7/1/2013
1160	Strontium	EPA 6010D	10155950	Metals	12/12/2022
1160	Strontium	EPA 6020B	10156420	Metals	12/12/2022
3005	Strontium-90	DOE Sr-03-RC	90009806	Radiochemistry	7/1/2013
3005	Strontium-90	EPA 905.0	10310006	Radiochemistry	7/1/2013
1165	Thallium	EPA 200.7	10013806	Metals	7/1/2013
1165	Thallium	EPA 200.8	10014605	Metals	7/1/2013
1165	Thallium	EPA 6010D	10155950	Metals	12/12/2022
1165	Thallium	EPA 6020B	10156420	Metals	12/12/2022
1170	Thorium	EPA 200.8	10014605	Metals	7/1/2013
1170	Thorium	EPA 6020B	10156420	Metals	12/12/2022
1175	Tin	EPA 200.7	10013806	Metals	7/1/2013
1175	Tin	EPA 6010D	10155950	Metals	12/12/2022
1175	Tin	EPA 6020B	10156420	Metals	12/12/2022

Clients and Customers are urged to verify the laboratory's current certification status with the Environmental Laboratory Certification Program.

Certification Type **NELAP**
Issue Date: 10/23/2023
Expiration Date: 6/30/2024



Laboratory Scope of Accreditation

Attachment to Certificate #: E87689-71, expiration date June 30, 2024. This listing of accredited analytes should be used only when associated with a valid certificate.

State Laboratory ID: **E87689** EPA Lab Code: **MO00054** (314) 298-8566

E87689
Eurofins St. Louis
13715 Rider Trail North
Earth City, MO 63045

Matrix: **Non-Potable Water**

Analyte#	Analyte	Method/Tech	Method Code	Category	Effective Date
1180	Titanium	EPA 200.7	10013806	Metals	7/1/2013
1180	Titanium	EPA 6010D	10155950	Metals	12/12/2022
1180	Titanium	EPA 6020B	10156420	Metals	12/12/2022
2975	Total radium	EPA 903.0	10309407	Radiochemistry	4/21/2020
2975	Total radium	EPA 9315	10311009	Radiochemistry	7/1/2013
3030	Tritium	EPA 906.0	10310200	Radiochemistry	7/1/2013
1184	Uranium (mass)	EPA 200.8	10014605	Metals	7/1/2013
1184	Uranium (mass)	EPA 6020B	10156420	Metals	12/12/2022
1185	Vanadium	EPA 200.7	10013806	General Chemistry,Metals	7/1/2013
1185	Vanadium	EPA 200.8	10014605	Metals	7/1/2013
1185	Vanadium	EPA 6010D	10155950	Metals	12/12/2022
1185	Vanadium	EPA 6020B	10156420	Metals	12/12/2022
1190	Zinc	EPA 200.7	10013806	General Chemistry,Metals	7/1/2013
1190	Zinc	EPA 200.8	10014605	Metals	7/1/2013
1190	Zinc	EPA 6010D	10155950	Metals	12/12/2022
1190	Zinc	EPA 6020B	10156420	Metals	12/12/2022



Laboratory Scope of Accreditation

Attachment to Certificate #: E87689-71, expiration date June 30, 2024. This listing of accredited analytes should be used only when associated with a valid certificate.

State Laboratory ID: **E87689** EPA Lab Code: **MO00054** (314) 298-8566

E87689
Eurofins St. Louis
13715 Rider Trail North
Earth City, MO 63045

Matrix: **Solid and Chemical Materials**

Analyte#	Analyte	Method/Tech	Method Code	Category	Effective Date
1000	Aluminum	EPA 6010D	10155950	Metals	12/12/2022
1000	Aluminum	EPA 6020B	10156420	Metals	12/12/2022
1005	Antimony	EPA 6010D	10155950	Metals	12/12/2022
1005	Antimony	EPA 6020B	10156420	Metals	12/12/2022
1010	Arsenic	EPA 6010D	10155950	Metals	12/12/2022
1010	Arsenic	EPA 6020B	10156420	Metals	12/12/2022
1015	Barium	EPA 6010D	10155950	Metals	12/12/2022
1015	Barium	EPA 6020B	10156420	Metals	12/12/2022
1020	Beryllium	EPA 6010D	10155950	Metals	12/12/2022
1020	Beryllium	EPA 6020B	10156420	Metals	12/12/2022
1025	Boron	EPA 6010D	10155950	Metals	12/12/2022
1025	Boron	EPA 6020B	10156420	Metals	12/12/2022
1030	Cadmium	EPA 6010D	10155950	Metals	12/12/2022
1030	Cadmium	EPA 6020B	10156420	Metals	12/12/2022
1035	Calcium	EPA 6010D	10155950	Metals	12/12/2022
1035	Calcium	EPA 6020B	10156420	Metals	12/12/2022
1040	Chromium	EPA 6010D	10155950	Metals	12/12/2022
1040	Chromium	EPA 6020B	10156420	Metals	12/12/2022
1050	Cobalt	EPA 6010D	10155950	Metals	12/12/2022
1050	Cobalt	EPA 6020B	10156420	Metals	12/12/2022
1055	Copper	EPA 6010D	10155950	Metals	12/12/2022
1055	Copper	EPA 6020B	10156420	Metals	12/12/2022
2830	Gross Alpha	EPA 9310	10310802	Radiochemistry	7/1/2013
2840	Gross Beta	EPA 9310	10310802	Radiochemistry	7/1/2013
1070	Iron	EPA 6010D	10155950	Metals	12/12/2022
1070	Iron	EPA 6020B	10156420	Metals	12/12/2022
1075	Lead	EPA 6010D	10155950	Metals	12/12/2022
1075	Lead	EPA 6020B	10156420	Metals	12/12/2022
1080	Lithium	EPA 6010D	10155950	Metals	12/12/2022
1085	Magnesium	EPA 6010D	10155950	Metals	12/12/2022
1085	Magnesium	EPA 6020B	10156420	Metals	12/12/2022
1090	Manganese	EPA 6010D	10155950	Metals	12/12/2022
1090	Manganese	EPA 6020B	10156420	Metals	12/12/2022
1095	Mercury	EPA 7471B	10166457	Metals	12/12/2022
1100	Molybdenum	EPA 6010D	10155950	Metals	12/12/2022
1100	Molybdenum	EPA 6020B	10156420	Metals	12/12/2022



Laboratory Scope of Accreditation

Attachment to Certificate #: E87689-71, expiration date June 30, 2024. This listing of accredited analytes should be used only when associated with a valid certificate.

State Laboratory ID: **E87689**

EPA Lab Code: **MO00054**

(314) 298-8566

E87689

**Eurofins St. Louis
13715 Rider Trail North
Earth City, MO 63045**

Matrix: **Solid and Chemical Materials**

Analyte#	Analyte	Method/Tech	Method Code	Category	Effective Date
1105	Nickel	EPA 6010D	10155950	Metals	12/12/2022
1105	Nickel	EPA 6020B	10156420	Metals	12/12/2022
1125	Potassium	EPA 6010D	10155950	Metals	12/12/2022
1125	Potassium	EPA 6020B	10156420	Metals	12/12/2022
2970	Radium-228	EPA 9320	10208603	Radiochemistry	7/1/2013
1140	Selenium	EPA 6010D	10155950	Metals	12/12/2022
1140	Selenium	EPA 6020B	10156420	Metals	12/12/2022
1145	Silicon	EPA 6010D	10155950	Metals	12/12/2022
1150	Silver	EPA 6010D	10155950	Metals	12/12/2022
1150	Silver	EPA 6020B	10156420	Metals	12/12/2022
1155	Sodium	EPA 6010D	10155950	Metals	12/12/2022
1155	Sodium	EPA 6020B	10156420	Metals	12/12/2022
1160	Strontium	EPA 6010D	10155950	Metals	12/12/2022
1160	Strontium	EPA 6020B	10156420	Metals	12/12/2022
1165	Thallium	EPA 6010D	10155950	Metals	12/12/2022
1165	Thallium	EPA 6020B	10156420	Metals	12/12/2022
1175	Tin	EPA 6010D	10155950	Metals	12/12/2022
1175	Tin	EPA 6020B	10156420	Metals	12/12/2022
1180	Titanium	EPA 6010D	10155950	Metals	12/12/2022
1180	Titanium	EPA 6020B	10156420	Metals	12/12/2022
2975	Total radium	EPA 9315	10311009	Radiochemistry	7/1/2013
1184	Uranium (mass)	EPA 6020B	10156420	Metals	12/12/2022
1185	Vanadium	EPA 6010D	10155950	Metals	12/12/2022
1185	Vanadium	EPA 6020B	10156420	Metals	12/12/2022
1190	Zinc	EPA 6010D	10155950	Metals	12/12/2022
1190	Zinc	EPA 6020B	10156420	Metals	12/12/2022

APPENDIX C

**Well Condition Assessment Forms
and Well Maintenance and Repair
Documentation Memorandum**

APPENDIX C

**Well Maintenance and Repair
Documentation Memorandum**



TECHNICAL MEMORANDUM

DATE November 16, 2023
TO Joju Abraham, PG
Southern Company Services
CC Ben Hodges, Georgia Power Company
FROM WSP USA Inc.

PLANT SCHERER CELL 1, CELL 3, AND PAC ASH CELL – WELL MAINTENANCE AND REPAIR DOCUMENTATION

GEORGIA POWER COMPANY

WSP USA Inc. (WSP) has prepared this memorandum to provide documentation of groundwater monitoring well maintenance and/or repair performed at Plant Scherer Cell 1, Cell 3, and PAC Ash Cell during the annual reporting period. Repairs and maintenance were completed in accordance with the Georgia Environmental Protection Division (GAEPD) guidance on routine visual inspections of groundwater monitoring wells.

Table 1: Plant Scherer Cell 1, Cell 3, and PAC Ash Cell – Well Maintenance Summary

Georgia Power Site/Unit	Date Performed	Well ID	Maintenance/Repair Performed
Scherer / Landfill	11/20223	GWC-19	Anthill cleared to improve access and visibility

All maintenance and repairs are also documented in the 2023 annual groundwater monitoring report.

WSP USA Inc.

Dawn L. Prell
Technical Principal, Hydrogeologist

Rhonda Quinn, PG
Senior Geologist

APPENDIX C

Well Condition Assessment Forms
February 2023

Groundwater Monitoring Well Integrity Form

Site Name: Plant Scherer

Permit Number:

Well ID: GWC-1

Date: 02/21/2023

	Yes	No	N/A
<u>1) Location/Identification</u>			
A Is the well visible and accessible?	X		
B Is the well properly identified with correct well ID?	X		
C Is the well in a high traffic area and does the well require protection from traffic?		X	
D Is the drainage around the well acceptable? (no standing water, nor is well located in obvious drainage flow path)	X		
<u>2) Protective Casing</u>			
A Is the protective casing free from apparent damage and able to be secured?	X		
B Is the casing free of degradation or deterioration?	X		
C Does the casing have a functioning weep hole?	X		
D Is the annular space between the casings clear of debris and water, or filled with pea gravel/sand?	X		
E Is the well locked and is the lock in good condition?	X		
<u>3) Surface Pad</u>			
A Is the well pad in good condition (not cracked/broken)?	X		
B Is the well pad sloped away from the protective casing?	X		
C Is the well pad in complete contact with the ground surface and stable?	X		
D Is the well pad in complete contact with the protective casing?	X		
E Is the pad surface clean (not covered with sediment or debris)?	X		
<u>4) Internal Casing</u>			
A Does the cap prevent entry of foreign material into the well? Is the casing free of kinks/bends, or any obstructions from foreign objects (such as bailers)?	X		
B Is the well properly vented for equilibration of air pressure?	X		
C Is the survey point clearly marked on the inner casing?	X		
D Is the depth of the well consistent with the original well log?	X		
E Is the casing stable? (Does PVC move easily when touched or can be taken apart by hand due to lack of grout or use of slip couplings in construction)	X		
<u>5) Sampling: Groundwater Wells Only</u>			
A Does water recharge adequately when purged? If dedicated sampling equipment installed, is it in good condition and specified in the approved groundwater monitoring plan for the facility?	X		
B Does the well require redevelopment (low flow/turbidity)?		X	
6) Based on professional judgement, is the well construction / location appropriate to 1) achieve the objectives of the Groundwater Monitoring Program and 2) comply with the applicable regulatory requirements?	X		
7) Corrective actions as needed, by date:			Provide gate access
<u>Signature and Seal of PE/PG responsible for inspection</u>			

Groundwater Monitoring Well Integrity Form

Site Name: Plant Scherer

Permit Number:

Well ID: GWC-2

Date: 02/20/2023

	Yes	No	N/A
<u>1) Location/Identification</u>			
A Is the well visible and accessible?	X		
B Is the well properly identified with correct well ID?	X		
C Is the well in a high traffic area and does the well require protection from traffic?		X	
D Is the drainage around the well acceptable? (no standing water, nor is well located in obvious drainage flow path)	X		
<u>2) Protective Casing</u>			
A Is the protective casing free from apparent damage and able to be secured?	X		
B Is the casing free of degradation or deterioration?	X		
C Does the casing have a functioning weep hole?	X		
D Is the annular space between the casings clear of debris and water, or filled with pea gravel/sand?	X		
E Is the well locked and is the lock in good condition?	X		
<u>3) Surface Pad</u>			
A Is the well pad in good condition (not cracked/broken)?	X		
B Is the well pad sloped away from the protective casing?	X		
C Is the well pad in complete contact with the ground surface and stable?	X		
D Is the well pad in complete contact with the protective casing?	X		
E Is the pad surface clean (not covered with sediment or debris)?	X		
<u>4) Internal Casing</u>			
A Does the cap prevent entry of foreign material into the well?	X		
B Is the casing free of kinks/bends, or any obstructions from foreign objects (such as bailers)?	X		
C Is the well properly vented for equilibration of air pressure?	X		
D Is the survey point clearly marked on the inner casing?	X		
E Is the depth of the well consistent with the original well log?	X		
F Is the casing stable? (Does PVC move easily when touched or can be taken apart by hand due to lack of grout or use of slip couplings in construction)	X		
<u>5) Sampling: Groundwater Wells Only</u>			
A Does water recharge adequately when purged? If dedicated sampling equipment installed, is it in good condition and specified in the approved groundwater monitoring plan for the facility?	X		
B Does the well require redevelopment (low flow/turbidity)?		X	
6 Based on professional judgement, is the well construction / location appropriate to 1) achieve the objectives of the Groundwater Monitoring Program and 2) comply with the applicable regulatory requirements?	X		
<u>7) Corrective actions as needed, by date:</u>			
<u>Signature and Seal of PE/PG responsible for inspection</u>			

Groundwater Monitoring Well Integrity Form

Site Name: Plant Scherer

Permit Number:

Well ID: GWC-3

Date: 02/20/2023

	Yes	No	N/A
--	-----	----	-----

1) Location/Identification

- | | | | |
|---|---|---|--|
| A Is the well visible and accessible? | X | | |
| B Is the well properly identified with correct well ID? | X | | |
| C Is the well in a high traffic area and does the well require protection from traffic? | | X | |
| D Is the drainage around the well acceptable? (no standing water, nor is well located in obvious drainage flow path) | X | | |

2) Protective Casing

- | | | | |
|--|---|--|--|
| A Is the protective casing free from apparent damage and able to be secured? | X | | |
| B Is the casing free of degradation or deterioration? | X | | |
| C Does the casing have a functioning weep hole? | X | | |
| D Is the annular space between the casings clear of debris and water, or filled with pea gravel/sand? | X | | |
| E Is the well locked and is the lock in good condition? | X | | |

3) Surface Pad

- | | | | |
|--|---|--|--|
| A Is the well pad in good condition (not cracked/broken)? | X | | |
| B Is the well pad sloped away from the protective casing? | X | | |
| C Is the well pad in complete contact with the ground surface and stable? | X | | |
| D Is the well pad in complete contact with the protective casing? | X | | |
| E Is the pad surface clean (not covered with sediment or debris)? | X | | |

4) Internal Casing

- | | | | |
|--|---|--|--|
| A Does the cap prevent entry of foreign material into the well? | X | | |
| B Is the casing free of kinks/bends, or any obstructions from foreign objects (such as bailers)? | X | | |
| C Is the well properly vented for equilibration of air pressure? | X | | |
| D Is the survey point clearly marked on the inner casing? | X | | |
| E Is the depth of the well consistent with the original well log? | X | | |
| F Is the casing stable? (Does PVC move easily when touched or can be taken apart by hand due to lack of grout or use of slip couplings in construction) | X | | |

5) Sampling: Groundwater Wells Only

- | | | | |
|---|---|---|--|
| A Does water recharge adequately when purged? If dedicated sampling equipment installed, is it in good condition and specified in the approved groundwater monitoring plan for the facility? | X | | |
| B Does the well require redevelopment (low flow/turbidity)? | X | | |
| C Does the well require redevelopment (low flow/turbidity)? | | X | |

6) Based on professional judgement, is the well construction / location appropriate to **1)** achieve the objectives of the Groundwater Monitoring Program and **2)** comply with the applicable regulatory requirements? X

7) Corrective actions as needed, by date:

Signature and Seal of PE/PG responsible for inspection

Groundwater Monitoring Well Integrity Form

Site Name: Plant Scherer

Permit Number:

Well ID: GWC-4

Date: 02/20/2023

	Yes	No	N/A
<u>1) Location/Identification</u>			
A Is the well visible and accessible?	X		
B Is the well properly identified with correct well ID?	X		
C Is the well in a high traffic area and does the well require protection from traffic?		X	
D Is the drainage around the well acceptable? (no standing water, nor is well located in obvious drainage flow path)	X		
<u>2) Protective Casing</u>			
A Is the protective casing free from apparent damage and able to be secured?	X		
B Is the casing free of degradation or deterioration?	X		
C Does the casing have a functioning weep hole?	X		
D Is the annular space between the casings clear of debris and water, or filled with pea gravel/sand?	X		
E Is the well locked and is the lock in good condition?	X		
<u>3) Surface Pad</u>			
A Is the well pad in good condition (not cracked/broken)?	X		
B Is the well pad sloped away from the protective casing?	X		
C Is the well pad in complete contact with the ground surface and stable?	X		
D Is the well pad in complete contact with the protective casing?	X		
E Is the pad surface clean (not covered with sediment or debris)?	X		
<u>4) Internal Casing</u>			
A Does the cap prevent entry of foreign material into the well?	X		
B Is the casing free of kinks/bends, or any obstructions from foreign objects (such as bailers)?	X		
C Is the well properly vented for equilibration of air pressure?	X		
D Is the survey point clearly marked on the inner casing?	X		
E Is the depth of the well consistent with the original well log?	X		
F Is the casing stable? (Does PVC move easily when touched or can be taken apart by hand due to lack of grout or use of slip couplings in construction)	X		
<u>5) Sampling: Groundwater Wells Only</u>			
A Does water recharge adequately when purged? If dedicated sampling equipment installed, is it in good condition and specified in the approved groundwater monitoring plan for the facility?	X		
B Does the well require redevelopment (low flow/turbidity)?		X	
6 Based on professional judgement, is the well construction / location appropriate to 1) achieve the objectives of the Groundwater Monitoring Program and 2) comply with the applicable regulatory requirements?	X		
<u>7) Corrective actions as needed, by date:</u>			
<u>Signature and Seal of PE/PG responsible for inspection</u>			

Groundwater Monitoring Well Integrity Form

Site Name: Plant Scherer

Permit Number:

Well ID: GWC-5

Date: 02/20/2023

	Yes	No	N/A
<u>1) Location/Identification</u>			
A Is the well visible and accessible?	X		
B Is the well properly identified with correct well ID?	X		
C Is the well in a high traffic area and does the well require protection from traffic?		X	
D Is the drainage around the well acceptable? (no standing water, nor is well located in obvious drainage flow path)	X		
<u>2) Protective Casing</u>			
A Is the protective casing free from apparent damage and able to be secured?	X		
B Is the casing free of degradation or deterioration?	X		
C Does the casing have a functioning weep hole?	X		
D Is the annular space between the casings clear of debris and water, or filled with pea gravel/sand?	X		
E Is the well locked and is the lock in good condition?	X		
<u>3) Surface Pad</u>			
A Is the well pad in good condition (not cracked/broken)?	X		
B Is the well pad sloped away from the protective casing?	X		
C Is the well pad in complete contact with the ground surface and stable?	X		
D Is the well pad in complete contact with the protective casing?	X		
E Is the pad surface clean (not covered with sediment or debris)?	X		
<u>4) Internal Casing</u>			
A Does the cap prevent entry of foreign material into the well?	X		
B Is the casing free of kinks/bends, or any obstructions from foreign objects (such as bailers)?	X		
C Is the well properly vented for equilibration of air pressure?	X		
D Is the survey point clearly marked on the inner casing?	X		
E Is the depth of the well consistent with the original well log?	X		
F Is the casing stable? (Does PVC move easily when touched or can be taken apart by hand due to lack of grout or use of slip couplings in construction)	X		
<u>5) Sampling: Groundwater Wells Only</u>			
A Does water recharge adequately when purged? If dedicated sampling equipment installed, is it in good condition and specified in the approved groundwater monitoring plan for the facility?	X		
B Does the well require redevelopment (low flow/turbidity)?		X	
6 Based on professional judgement, is the well construction / location appropriate to 1) achieve the objectives of the Groundwater Monitoring Program and 2) comply with the applicable regulatory requirements?	X		
<u>7) Corrective actions as needed, by date:</u>			
<u>Signature and Seal of PE/PG responsible for inspection</u>			

Groundwater Monitoring Well Integrity Form

Site Name: Plant Scherer

Permit Number:

Well ID: GWC-6

Date: 02/20/2023

Yes	No	N/A
-----	----	-----

1) Location/Identification

- | | | | |
|----------|--|---|---|
| A | Is the well visible and accessible? | X | |
| B | Is the well properly identified with correct well ID? | X | |
| C | Is the well in a high traffic area and does the well require protection from traffic? | | X |
| D | Is the drainage around the well acceptable? (no standing water, nor is well located in obvious drainage flow path) | X | |

2) Protective Casing

- | | | | |
|----------|---|---|--|
| A | Is the protective casing free from apparent damage and able to be secured? | X | |
| B | Is the casing free of degradation or deterioration? | X | |
| C | Does the casing have a functioning weep hole? | X | |
| D | Is the annular space between the casings clear of debris and water, or filled with pea gravel/sand? | X | |
| E | Is the well locked and is the lock in good condition? | X | |

3) Surface Pad

- | | | | |
|----------|---|---|--|
| A | Is the well pad in good condition (not cracked/broken)? | X | |
| B | Is the well pad sloped away from the protective casing? | X | |
| C | Is the well pad in complete contact with the ground surface and stable? | X | |
| D | Is the well pad in complete contact with the protective casing? | X | |
| E | Is the pad surface clean (not covered with sediment or debris)? | X | |

4) Internal Casing

- | | | | |
|----------|---|---|--|
| A | Does the cap prevent entry of foreign material into the well? | X | |
| B | Is the casing free of kinks/bends, or any obstructions from foreign objects (such as bailers)? | X | |
| C | Is the well properly vented for equilibration of air pressure? | X | |
| D | Is the survey point clearly marked on the inner casing? | X | |
| E | Is the depth of the well consistent with the original well log? | X | |
| F | Is the casing stable? (Does PVC move easily when touched or can be taken apart by hand due to lack of grout or use of slip couplings in construction) | X | |

5) Sampling: Groundwater Wells Only

- | | | | |
|----------|--|---|---|
| A | Does water recharge adequately when purged? | X | |
| B | If dedicated sampling equipment installed, is it in good condition and specified in the approved groundwater monitoring plan for the facility? | X | |
| C | Does the well require redevelopment (low flow/turbidity)? | | X |

6) Based on professional judgement, is the well construction / location appropriate to **1)** achieve the objectives of the Groundwater Monitoring Program and **2)** comply with the applicable regulatory requirements? X

7) Corrective actions as needed, by date:

Signature and Seal of PE/PG responsible for inspection

Groundwater Monitoring Well Integrity Form

Site Name: Plant Scherer

Permit Number:

Well ID: GWC-7

Date: 02/20/2023

	Yes	No	N/A
<u>1) Location/Identification</u>			
A Is the well visible and accessible?	X		
B Is the well properly identified with correct well ID?	X		
C Is the well in a high traffic area and does the well require protection from traffic?		X	
D Is the drainage around the well acceptable? (no standing water, nor is well located in obvious drainage flow path)	X		
<u>2) Protective Casing</u>			
A Is the protective casing free from apparent damage and able to be secured?	X		
B Is the casing free of degradation or deterioration?	X		
C Does the casing have a functioning weep hole?	X		
D Is the annular space between the casings clear of debris and water, or filled with pea gravel/sand?	X		
E Is the well locked and is the lock in good condition?	X		
<u>3) Surface Pad</u>			
A Is the well pad in good condition (not cracked/broken)?	X		
B Is the well pad sloped away from the protective casing?	X		
C Is the well pad in complete contact with the ground surface and stable?	X		
D Is the well pad in complete contact with the protective casing?	X		
E Is the pad surface clean (not covered with sediment or debris)?	X		
<u>4) Internal Casing</u>			
A Does the cap prevent entry of foreign material into the well?	X		
B Is the casing free of kinks/bends, or any obstructions from foreign objects (such as bailers)?	X		
C Is the well properly vented for equilibration of air pressure?	X		
D Is the survey point clearly marked on the inner casing?	X		
E Is the depth of the well consistent with the original well log?	X		
F Is the casing stable? (Does PVC move easily when touched or can be taken apart by hand due to lack of grout or use of slip couplings in construction)	X		
<u>5) Sampling: Groundwater Wells Only</u>			
A Does water recharge adequately when purged? If dedicated sampling equipment installed, is it in good condition and specified in the approved groundwater monitoring plan for the facility?	X		
B Does the well require redevelopment (low flow/turbidity)?		X	
6 Based on professional judgement, is the well construction / location appropriate to 1) achieve the objectives of the Groundwater Monitoring Program and 2) comply with the applicable regulatory requirements?	X		
<u>7) Corrective actions as needed, by date:</u>			
<u>Signature and Seal of PE/PG responsible for inspection</u>			

Groundwater Monitoring Well Integrity Form

Site Name: Plant Scherer

Permit Number:

Well ID: GWC-8

Date: 02/20/2023

	Yes	No	N/A
--	-----	----	-----

1) Location/Identification

- | | | | |
|--|---|---|--|
| A Is the well visible and accessible? | X | | |
| B Is the well properly identified with correct well ID? | X | | |
| C Is the well in a high traffic area and does the well require protection from traffic? | | X | |
| D Is the drainage around the well acceptable? (no standing water, nor is well located in obvious drainage flow path) | X | | |

2) Protective Casing

- | | | | |
|---|---|--|--|
| A Is the protective casing free from apparent damage and able to be secured? | X | | |
| B Is the casing free of degradation or deterioration? | X | | |
| C Does the casing have a functioning weep hole? | X | | |
| D Is the annular space between the casings clear of debris and water, or filled with pea gravel/sand? | X | | |
| E Is the well locked and is the lock in good condition? | X | | |

3) Surface Pad

- | | | | |
|---|---|--|--|
| A Is the well pad in good condition (not cracked/broken)? | X | | |
| B Is the well pad sloped away from the protective casing? | X | | |
| C Is the well pad in complete contact with the ground surface and stable? | X | | |
| D Is the well pad in complete contact with the protective casing? | X | | |
| E Is the pad surface clean (not covered with sediment or debris)? | X | | |

4) Internal Casing

- | | | | |
|---|---|--|--|
| A Does the cap prevent entry of foreign material into the well? | X | | |
| B Is the casing free of kinks/bends, or any obstructions from foreign objects (such as bailers)? | X | | |
| C Is the well properly vented for equilibration of air pressure? | X | | |
| D Is the survey point clearly marked on the inner casing? | X | | |
| E Is the depth of the well consistent with the original well log? | X | | |
| F Is the casing stable? (Does PVC move easily when touched or can be taken apart by hand due to lack of grout or use of slip couplings in construction) | X | | |

5) Sampling: Groundwater Wells Only

- | | | | |
|---|---|---|--|
| A Does water recharge adequately when purged?
If dedicated sampling equipment installed, is it in good condition and specified in the approved groundwater monitoring plan for the facility? | X | | |
| B Does the well require redevelopment (low flow/turbidity)? | X | | |
| C | | X | |

6) Based on professional judgement, is the well construction / location appropriate to **1)** achieve the objectives of the Groundwater Monitoring Program and **2)** comply with the applicable regulatory requirements? X

7) Corrective actions as needed, by date:

Signature and Seal of PE/PG responsible for inspection

Groundwater Monitoring Well Integrity Form

Site Name: Plant Scherer

Permit Number:

Well ID: GWC-9

Date: 02/20/2023

	Yes	No	N/A
<u>1) Location/Identification</u>			
A Is the well visible and accessible?	X		
B Is the well properly identified with correct well ID?	X		
C Is the well in a high traffic area and does the well require protection from traffic?		X	
D Is the drainage around the well acceptable? (no standing water, nor is well located in obvious drainage flow path)	X		
<u>2) Protective Casing</u>			
A Is the protective casing free from apparent damage and able to be secured?	X		
B Is the casing free of degradation or deterioration?	X		
C Does the casing have a functioning weep hole?	X		
D Is the annular space between the casings clear of debris and water, or filled with pea gravel/sand?	X		
E Is the well locked and is the lock in good condition?	X		
<u>3) Surface Pad</u>			
A Is the well pad in good condition (not cracked/broken)?	X		
B Is the well pad sloped away from the protective casing?	X		
C Is the well pad in complete contact with the ground surface and stable?	X		
D Is the well pad in complete contact with the protective casing?	X		
E Is the pad surface clean (not covered with sediment or debris)?	X		
<u>4) Internal Casing</u>			
A Does the cap prevent entry of foreign material into the well?	X		
B Is the casing free of kinks/bends, or any obstructions from foreign objects (such as bailers)?	X		
C Is the well properly vented for equilibration of air pressure?	X		
D Is the survey point clearly marked on the inner casing?	X		
E Is the depth of the well consistent with the original well log?	X		
F Is the casing stable? (Does PVC move easily when touched or can be taken apart by hand due to lack of grout or use of slip couplings in construction)	X		
<u>5) Sampling: Groundwater Wells Only</u>			
A Does water recharge adequately when purged? If dedicated sampling equipment installed, is it in good condition and specified in the approved groundwater monitoring plan for the facility?	X		
B Does the well require redevelopment (low flow/turbidity)?		X	
6 Based on professional judgement, is the well construction / location appropriate to 1) achieve the objectives of the Groundwater Monitoring Program and 2) comply with the applicable regulatory requirements?	X		
<u>7) Corrective actions as needed, by date:</u>			
<u>Signature and Seal of PE/PG responsible for inspection</u>			

Groundwater Monitoring Well Integrity Form

Site Name: Plant Scherer

Permit Number:

Well ID: GWC-10

Date: 02/20/2023

	Yes	No	N/A
<u>1) Location/Identification</u>			
A Is the well visible and accessible?	X		
B Is the well properly identified with correct well ID?	X		
C Is the well in a high traffic area and does the well require protection from traffic?		X	
D Is the drainage around the well acceptable? (no standing water, nor is well located in obvious drainage flow path)	X		
<u>2) Protective Casing</u>			
A Is the protective casing free from apparent damage and able to be secured?	X		
B Is the casing free of degradation or deterioration?	X		
C Does the casing have a functioning weep hole?	X		
D Is the annular space between the casings clear of debris and water, or filled with pea gravel/sand?	X		
E Is the well locked and is the lock in good condition?	X		
<u>3) Surface Pad</u>			
A Is the well pad in good condition (not cracked/broken)?	X		
B Is the well pad sloped away from the protective casing?	X		
C Is the well pad in complete contact with the ground surface and stable?	X		
D Is the well pad in complete contact with the protective casing?	X		
E Is the pad surface clean (not covered with sediment or debris)?	X		
<u>4) Internal Casing</u>			
A Does the cap prevent entry of foreign material into the well?	X		
B Is the casing free of kinks/bends, or any obstructions from foreign objects (such as bailers)?	X		
C Is the well properly vented for equilibration of air pressure?	X		
D Is the survey point clearly marked on the inner casing?	X		
E Is the depth of the well consistent with the original well log?	X		
F Is the casing stable? (Does PVC move easily when touched or can be taken apart by hand due to lack of grout or use of slip couplings in construction)	X		
<u>5) Sampling: Groundwater Wells Only</u>			
A Does water recharge adequately when purged? If dedicated sampling equipment installed, is it in good condition and specified in the approved groundwater monitoring plan for the facility?	X		
B Does the well require redevelopment (low flow/turbidity)?		X	
6 Based on professional judgement, is the well construction / location appropriate to 1) achieve the objectives of the Groundwater Monitoring Program and 2) comply with the applicable regulatory requirements?	X		
<u>7) Corrective actions as needed, by date:</u>			
<u>Signature and Seal of PE/PG responsible for inspection</u>			

Groundwater Monitoring Well Integrity Form

Site Name: Plant Scherer

Permit Number:

Well ID: GWC-11

Date: 02/20/2023

	Yes	No	N/A
<u>1) Location/Identification</u>			
A Is the well visible and accessible?	X		
B Is the well properly identified with correct well ID?	X		
C Is the well in a high traffic area and does the well require protection from traffic?		X	
D Is the drainage around the well acceptable? (no standing water, nor is well located in obvious drainage flow path)	X		
<u>2) Protective Casing</u>			
A Is the protective casing free from apparent damage and able to be secured?	X		
B Is the casing free of degradation or deterioration?	X		
C Does the casing have a functioning weep hole?	X		
D Is the annular space between the casings clear of debris and water, or filled with pea gravel/sand?	X		
E Is the well locked and is the lock in good condition?	X		
<u>3) Surface Pad</u>			
A Is the well pad in good condition (not cracked/broken)?	X		
B Is the well pad sloped away from the protective casing?	X		
C Is the well pad in complete contact with the ground surface and stable?	X		
D Is the well pad in complete contact with the protective casing?	X		
E Is the pad surface clean (not covered with sediment or debris)?	X		
<u>4) Internal Casing</u>			
A Does the cap prevent entry of foreign material into the well?	X		
B Is the casing free of kinks/bends, or any obstructions from foreign objects (such as bailers)?	X		
C Is the well properly vented for equilibration of air pressure?	X		
D Is the survey point clearly marked on the inner casing?	X		
E Is the depth of the well consistent with the original well log?	X		
F Is the casing stable? (Does PVC move easily when touched or can be taken apart by hand due to lack of grout or use of slip couplings in construction)	X		
<u>5) Sampling: Groundwater Wells Only</u>			
A Does water recharge adequately when purged? If dedicated sampling equipment installed, is it in good condition and specified in the approved groundwater monitoring plan for the facility?	X		
B Does the well require redevelopment (low flow/turbidity)?		X	
6 Based on professional judgement, is the well construction / location appropriate to 1) achieve the objectives of the Groundwater Monitoring Program and 2) comply with the applicable regulatory requirements?	X		
<u>7) Corrective actions as needed, by date:</u>			
<u>Signature and Seal of PE/PG responsible for inspection</u>			

Groundwater Monitoring Well Integrity Form

Site Name: Plant Scherer

Permit Number:

Well ID: GWC-12

Date: 02/20/2023

	Yes	No	N/A
<u>1) Location/Identification</u>			
A Is the well visible and accessible?	X		
B Is the well properly identified with correct well ID?	X		
C Is the well in a high traffic area and does the well require protection from traffic?		X	
D Is the drainage around the well acceptable? (no standing water, nor is well located in obvious drainage flow path)	X		
<u>2) Protective Casing</u>			
A Is the protective casing free from apparent damage and able to be secured?	X		
B Is the casing free of degradation or deterioration?	X		
C Does the casing have a functioning weep hole?	X		
D Is the annular space between the casings clear of debris and water, or filled with pea gravel/sand?	X		
E Is the well locked and is the lock in good condition?	X		
<u>3) Surface Pad</u>			
A Is the well pad in good condition (not cracked/broken)?	X		
B Is the well pad sloped away from the protective casing?	X		
C Is the well pad in complete contact with the ground surface and stable?	X		
D Is the well pad in complete contact with the protective casing?	X		
E Is the pad surface clean (not covered with sediment or debris)?	X		
<u>4) Internal Casing</u>			
A Does the cap prevent entry of foreign material into the well?	X		
B Is the casing free of kinks/bends, or any obstructions from foreign objects (such as bailers)?	X		
C Is the well properly vented for equilibration of air pressure?	X		
D Is the survey point clearly marked on the inner casing?	X		
E Is the depth of the well consistent with the original well log?	X		
F Is the casing stable? (Does PVC move easily when touched or can be taken apart by hand due to lack of grout or use of slip couplings in construction)	X		
<u>5) Sampling: Groundwater Wells Only</u>			
A Does water recharge adequately when purged? If dedicated sampling equipment installed, is it in good condition and specified in the approved groundwater monitoring plan for the facility?	X		
B Does the well require redevelopment (low flow/turbidity)?		X	
6 Based on professional judgement, is the well construction / location appropriate to 1) achieve the objectives of the Groundwater Monitoring Program and 2) comply with the applicable regulatory requirements?	X		
<u>7) Corrective actions as needed, by date:</u>			
<u>Signature and Seal of PE/PG responsible for inspection</u>			

Groundwater Monitoring Well Integrity Form

Site Name: Plant Scherer

Permit Number:

Well ID: GWC-13

Date: 02/20/2023

	Yes	No	N/A
<u>1) Location/Identification</u>			
A Is the well visible and accessible?	X		
B Is the well properly identified with correct well ID?	X		
C Is the well in a high traffic area and does the well require protection from traffic?		X	
D Is the drainage around the well acceptable? (no standing water, nor is well located in obvious drainage flow path)	X		
<u>2) Protective Casing</u>			
A Is the protective casing free from apparent damage and able to be secured?	X		
B Is the casing free of degradation or deterioration?	X		
C Does the casing have a functioning weep hole?	X		
D Is the annular space between the casings clear of debris and water, or filled with pea gravel/sand?	X		
E Is the well locked and is the lock in good condition?	X		
<u>3) Surface Pad</u>			
A Is the well pad in good condition (not cracked/broken)?	X		
B Is the well pad sloped away from the protective casing?	X		
C Is the well pad in complete contact with the ground surface and stable?	X		
D Is the well pad in complete contact with the protective casing?	X		
E Is the pad surface clean (not covered with sediment or debris)?	X		
<u>4) Internal Casing</u>			
A Does the cap prevent entry of foreign material into the well?	X		
B Is the casing free of kinks/bends, or any obstructions from foreign objects (such as bailers)?	X		
C Is the well properly vented for equilibration of air pressure?	X		
D Is the survey point clearly marked on the inner casing?	X		
E Is the depth of the well consistent with the original well log?	X		
F Is the casing stable? (Does PVC move easily when touched or can be taken apart by hand due to lack of grout or use of slip couplings in construction)	X		
<u>5) Sampling: Groundwater Wells Only</u>			
A Does water recharge adequately when purged? If dedicated sampling equipment installed, is it in good condition and specified in the approved groundwater monitoring plan for the facility?	X		
B Does the well require redevelopment (low flow/turbidity)?		X	
6 Based on professional judgement, is the well construction / location appropriate to 1) achieve the objectives of the Groundwater Monitoring Program and 2) comply with the applicable regulatory requirements?	X		
<u>7) Corrective actions as needed, by date:</u>			
<u>Signature and Seal of PE/PG responsible for inspection</u>			

Groundwater Monitoring Well Integrity Form

Site Name: Plant Scherer

Permit Number:

Well ID: GWC-14

Date: 02/20/2023

	Yes	No	N/A
--	-----	----	-----

1) Location/Identification

- | | | | |
|--|---|---|--|
| A Is the well visible and accessible? | X | | |
| B Is the well properly identified with correct well ID? | X | | |
| C Is the well in a high traffic area and does the well require protection from traffic? | | X | |
| D Is the drainage around the well acceptable? (no standing water, nor is well located in obvious drainage flow path) | X | | |

2) Protective Casing

- | | | | |
|---|---|--|--|
| A Is the protective casing free from apparent damage and able to be secured? | X | | |
| B Is the casing free of degradation or deterioration? | X | | |
| C Does the casing have a functioning weep hole? | X | | |
| D Is the annular space between the casings clear of debris and water, or filled with pea gravel/sand? | X | | |
| E Is the well locked and is the lock in good condition? | X | | |

3) Surface Pad

- | | | | |
|---|---|--|--|
| A Is the well pad in good condition (not cracked/broken)? | X | | |
| B Is the well pad sloped away from the protective casing? | X | | |
| C Is the well pad in complete contact with the ground surface and stable? | X | | |
| D Is the well pad in complete contact with the protective casing? | X | | |
| E Is the pad surface clean (not covered with sediment or debris)? | X | | |

4) Internal Casing

- | | | | |
|---|---|--|--|
| A Does the cap prevent entry of foreign material into the well? | X | | |
| B Is the casing free of kinks/bends, or any obstructions from foreign objects (such as bailers)? | X | | |
| C Is the well properly vented for equilibration of air pressure? | X | | |
| D Is the survey point clearly marked on the inner casing? | X | | |
| E Is the depth of the well consistent with the original well log? | X | | |
| F Is the casing stable? (Does PVC move easily when touched or can be taken apart by hand due to lack of grout or use of slip couplings in construction) | X | | |

5) Sampling: Groundwater Wells Only

- | | | | |
|--|---|---|--|
| A Does water recharge adequately when purged? If dedicated sampling equipment installed, is it in good condition and specified in the approved groundwater monitoring plan for the facility? | X | | |
| B Does the well require redevelopment (low flow/turbidity)? | X | | |
| C | | X | |

6) Based on professional judgement, is the well construction / location appropriate to **1)** achieve the objectives of the Groundwater Monitoring Program and **2)** comply with the applicable regulatory requirements? X

7) Corrective actions as needed, by date:

Signature and Seal of PE/PG responsible for inspection

Groundwater Monitoring Well Integrity Form

Site Name: Plant Scherer

Permit Number:

Well ID: GWA-15

Date: 02/20/2023

	Yes	No	N/A
<u>1) Location/Identification</u>			
A Is the well visible and accessible?	X		
B Is the well properly identified with correct well ID?	X		
C Is the well in a high traffic area and does the well require protection from traffic?		X	
D Is the drainage around the well acceptable? (no standing water, nor is well located in obvious drainage flow path)	X		
<u>2) Protective Casing</u>			
A Is the protective casing free from apparent damage and able to be secured?	X		
B Is the casing free of degradation or deterioration?	X		
C Does the casing have a functioning weep hole?	X		
D Is the annular space between the casings clear of debris and water, or filled with pea gravel/sand?	X		
E Is the well locked and is the lock in good condition?	X		
<u>3) Surface Pad</u>			
A Is the well pad in good condition (not cracked/broken)?	X		
B Is the well pad sloped away from the protective casing?	X		
C Is the well pad in complete contact with the ground surface and stable?	X		
D Is the well pad in complete contact with the protective casing?	X		
E Is the pad surface clean (not covered with sediment or debris)?	X		
<u>4) Internal Casing</u>			
A Does the cap prevent entry of foreign material into the well?	X		
B Is the casing free of kinks/bends, or any obstructions from foreign objects (such as bailers)?	X		
C Is the well properly vented for equilibration of air pressure?	X		
D Is the survey point clearly marked on the inner casing?	X		
E Is the depth of the well consistent with the original well log?	X		
F Is the casing stable? (Does PVC move easily when touched or can be taken apart by hand due to lack of grout or use of slip couplings in construction)	X		
<u>5) Sampling: Groundwater Wells Only</u>			
A Does water recharge adequately when purged? If dedicated sampling equipment installed, is it in good condition and specified in the approved groundwater monitoring plan for the facility?	X		
B Does the well require redevelopment (low flow/turbidity)?		X	
6 Based on professional judgement, is the well construction / location appropriate to 1) achieve the objectives of the Groundwater Monitoring Program and 2) comply with the applicable regulatory requirements?	X		
<u>7) Corrective actions as needed, by date:</u>			
<u>Signature and Seal of PE/PG responsible for inspection</u>			

Groundwater Monitoring Well Integrity Form

Site Name: Plant Scherer

Permit Number:

Well ID: GWA-16

Date: 02/20/2023

	Yes	No	N/A
<u>1) Location/Identification</u>			
A Is the well visible and accessible?	X		
B Is the well properly identified with correct well ID?	X		
C Is the well in a high traffic area and does the well require protection from traffic?		X	
D Is the drainage around the well acceptable? (no standing water, nor is well located in obvious drainage flow path)	X		
<u>2) Protective Casing</u>			
A Is the protective casing free from apparent damage and able to be secured?	X		
B Is the casing free of degradation or deterioration?	X		
C Does the casing have a functioning weep hole?	X		
D Is the annular space between the casings clear of debris and water, or filled with pea gravel/sand?	X		
E Is the well locked and is the lock in good condition?	X		
<u>3) Surface Pad</u>			
A Is the well pad in good condition (not cracked/broken)?	X		
B Is the well pad sloped away from the protective casing?	X		
C Is the well pad in complete contact with the ground surface and stable?	X		
D Is the well pad in complete contact with the protective casing?	X		
E Is the pad surface clean (not covered with sediment or debris)?	X		
<u>4) Internal Casing</u>			
A Does the cap prevent entry of foreign material into the well?	X		
B Is the casing free of kinks/bends, or any obstructions from foreign objects (such as bailers)?	X		
C Is the well properly vented for equilibration of air pressure?	X		
D Is the survey point clearly marked on the inner casing?	X		
E Is the depth of the well consistent with the original well log?	X		
F Is the casing stable? (Does PVC move easily when touched or can be taken apart by hand due to lack of grout or use of slip couplings in construction)	X		
<u>5) Sampling: Groundwater Wells Only</u>			
A Does water recharge adequately when purged? If dedicated sampling equipment installed, is it in good condition and specified in the approved groundwater monitoring plan for the facility?	X		
B Does the well require redevelopment (low flow/turbidity)?		X	
6 Based on professional judgement, is the well construction / location appropriate to 1) achieve the objectives of the Groundwater Monitoring Program and 2) comply with the applicable regulatory requirements?	X		
<u>7) Corrective actions as needed, by date:</u>			
<u>Signature and Seal of PE/PG responsible for inspection</u>			

Groundwater Monitoring Well Integrity Form

Site Name: Plant Scherer

Permit Number:

Well ID: GWA-17

Date: 02/20/2023

	Yes	No	N/A
<u>1) Location/Identification</u>			
A Is the well visible and accessible?	X		
B Is the well properly identified with correct well ID?	X		
C Is the well in a high traffic area and does the well require protection from traffic?		X	
D Is the drainage around the well acceptable? (no standing water, nor is well located in obvious drainage flow path)	X		
<u>2) Protective Casing</u>			
A Is the protective casing free from apparent damage and able to be secured?	X		
B Is the casing free of degradation or deterioration?	X		
C Does the casing have a functioning weep hole?	X		
D Is the annular space between the casings clear of debris and water, or filled with pea gravel/sand?	X		
E Is the well locked and is the lock in good condition?	X		
<u>3) Surface Pad</u>			
A Is the well pad in good condition (not cracked/broken)?	X		
B Is the well pad sloped away from the protective casing?	X		
C Is the well pad in complete contact with the ground surface and stable?	X		
D Is the well pad in complete contact with the protective casing?	X		
E Is the pad surface clean (not covered with sediment or debris)?		X	
<u>4) Internal Casing</u>			
A Does the cap prevent entry of foreign material into the well?	X		
B Is the casing free of kinks/bends, or any obstructions from foreign objects (such as bailers)?	X		
C Is the well properly vented for equilibration of air pressure?	X		
D Is the survey point clearly marked on the inner casing?	X		
E Is the depth of the well consistent with the original well log?	X		
F Is the casing stable? (Does PVC move easily when touched or can be taken apart by hand due to lack of grout or use of slip couplings in construction)	X		
<u>5) Sampling: Groundwater Wells Only</u>			
A Does water recharge adequately when purged? If dedicated sampling equipment installed, is it in good condition and specified in the approved groundwater monitoring plan for the facility?	X		
B Does the well require redevelopment (low flow/turbidity)?		X	
6 Based on professional judgement, is the well construction / location appropriate to 1) achieve the objectives of the Groundwater Monitoring Program and 2) comply with the applicable regulatory requirements?	X		
7 Corrective actions as needed, by date:			Ants on well pad, need removal
<u>Signature and Seal of PE/PG responsible for inspection</u>			

Groundwater Monitoring Well Integrity Form

Site Name: Plant Scherer

Permit Number:

Well ID: GWC-18

Date: 02/20/2023

	Yes	No	N/A
<u>1) Location/Identification</u>			
A Is the well visible and accessible?	X		
B Is the well properly identified with correct well ID?	X		
C Is the well in a high traffic area and does the well require protection from traffic?		X	
D Is the drainage around the well acceptable? (no standing water, nor is well located in obvious drainage flow path)	X		
<u>2) Protective Casing</u>			
A Is the protective casing free from apparent damage and able to be secured?	X		
B Is the casing free of degradation or deterioration?	X		
C Does the casing have a functioning weep hole?	X		
D Is the annular space between the casings clear of debris and water, or filled with pea gravel/sand?	X		
E Is the well locked and is the lock in good condition?	X		
<u>3) Surface Pad</u>			
A Is the well pad in good condition (not cracked/broken)?	X		
B Is the well pad sloped away from the protective casing?	X		
C Is the well pad in complete contact with the ground surface and stable?	X		
D Is the well pad in complete contact with the protective casing?	X		
E Is the pad surface clean (not covered with sediment or debris)?	X		
<u>4) Internal Casing</u>			
A Does the cap prevent entry of foreign material into the well?	X		
B Is the casing free of kinks/bends, or any obstructions from foreign objects (such as bailers)?	X		
C Is the well properly vented for equilibration of air pressure?	X		
D Is the survey point clearly marked on the inner casing?	X		
E Is the depth of the well consistent with the original well log?	X		
F Is the casing stable? (Does PVC move easily when touched or can be taken apart by hand due to lack of grout or use of slip couplings in construction)	X		
<u>5) Sampling: Groundwater Wells Only</u>			
A Does water recharge adequately when purged? If dedicated sampling equipment installed, is it in good condition and specified in the approved groundwater monitoring plan for the facility?	X		
B Does the well require redevelopment (low flow/turbidity)?		X	
6 Based on professional judgement, is the well construction / location appropriate to 1) achieve the objectives of the Groundwater Monitoring Program and 2) comply with the applicable regulatory requirements?	X		
<u>7) Corrective actions as needed, by date:</u>			
<u>Signature and Seal of PE/PG responsible for inspection</u>			

Groundwater Monitoring Well Integrity Form

Site Name: Plant Scherer

Permit Number:

Well ID: GWC-19

Date: 02/20/2023

	Yes	No	N/A
<u>1) Location/Identification</u>			
A Is the well visible and accessible?	X		
B Is the well properly identified with correct well ID?	X		
C Is the well in a high traffic area and does the well require protection from traffic?		X	
D Is the drainage around the well acceptable? (no standing water, nor is well located in obvious drainage flow path)	X		
<u>2) Protective Casing</u>			
A Is the protective casing free from apparent damage and able to be secured?	X		
B Is the casing free of degradation or deterioration?	X		
C Does the casing have a functioning weep hole?	X		
D Is the annular space between the casings clear of debris and water, or filled with pea gravel/sand?	X		
E Is the well locked and is the lock in good condition?	X		
<u>3) Surface Pad</u>			
A Is the well pad in good condition (not cracked/broken)?	X		
B Is the well pad sloped away from the protective casing?	X		
C Is the well pad in complete contact with the ground surface and stable?	X		
D Is the well pad in complete contact with the protective casing?	X		
E Is the pad surface clean (not covered with sediment or debris)?	X		
<u>4) Internal Casing</u>			
A Does the cap prevent entry of foreign material into the well?	X		
B Is the casing free of kinks/bends, or any obstructions from foreign objects (such as bailers)?	X		
C Is the well properly vented for equilibration of air pressure?	X		
D Is the survey point clearly marked on the inner casing?	X		
E Is the depth of the well consistent with the original well log?	X		
F Is the casing stable? (Does PVC move easily when touched or can be taken apart by hand due to lack of grout or use of slip couplings in construction)	X		
<u>5) Sampling: Groundwater Wells Only</u>			
A Does water recharge adequately when purged? If dedicated sampling equipment installed, is it in good condition and specified in the approved groundwater monitoring plan for the facility?	X		
B Does the well require redevelopment (low flow/turbidity)?		X	
6 Based on professional judgement, is the well construction / location appropriate to 1) achieve the objectives of the Groundwater Monitoring Program and 2) comply with the applicable regulatory requirements?	X		
<u>7) Corrective actions as needed, by date:</u>			
<u>Signature and Seal of PE/PG responsible for inspection</u>			

Groundwater Monitoring Well Integrity Form

Site Name: Plant Scherer

Permit Number:

Well ID: GWC-20

Date: 02/20/2023

	Yes	No	N/A
<u>1) Location/Identification</u>			
A Is the well visible and accessible?	X		
B Is the well properly identified with correct well ID?	X		
C Is the well in a high traffic area and does the well require protection from traffic?		X	
D Is the drainage around the well acceptable? (no standing water, nor is well located in obvious drainage flow path)	X		
<u>2) Protective Casing</u>			
A Is the protective casing free from apparent damage and able to be secured?	X		
B Is the casing free of degradation or deterioration?	X		
C Does the casing have a functioning weep hole?	X		
D Is the annular space between the casings clear of debris and water, or filled with pea gravel/sand?	X		
E Is the well locked and is the lock in good condition?	X		
<u>3) Surface Pad</u>			
A Is the well pad in good condition (not cracked/broken)?	X		
B Is the well pad sloped away from the protective casing?	X		
C Is the well pad in complete contact with the ground surface and stable?	X		
D Is the well pad in complete contact with the protective casing?	X		
E Is the pad surface clean (not covered with sediment or debris)?	X		
<u>4) Internal Casing</u>			
A Does the cap prevent entry of foreign material into the well?	X		
B Is the casing free of kinks/bends, or any obstructions from foreign objects (such as bailers)?	X		
C Is the well properly vented for equilibration of air pressure?	X		
D Is the survey point clearly marked on the inner casing?	X		
E Is the depth of the well consistent with the original well log?	X		
F Is the casing stable? (Does PVC move easily when touched or can be taken apart by hand due to lack of grout or use of slip couplings in construction)	X		
<u>5) Sampling: Groundwater Wells Only</u>			
A Does water recharge adequately when purged? If dedicated sampling equipment installed, is it in good condition and specified in the approved groundwater monitoring plan for the facility?	X		
B Does the well require redevelopment (low flow/turbidity)?		X	
6) Based on professional judgement, is the well construction / location appropriate to 1) achieve the objectives of the Groundwater Monitoring Program and 2) comply with the applicable regulatory requirements?	X		
<u>7) Corrective actions as needed, by date:</u>			
<u>Signature and Seal of PE/PG responsible for inspection</u>			

Groundwater Monitoring Well Integrity Form

Site Name: Plant Scherer

Permit Number:

Well ID: GWA-39

Date: 02/21/2023

	Yes	No	N/A
<u>1) Location/Identification</u>			
A Is the well visible and accessible?	X		
B Is the well properly identified with correct well ID?	X		
C Is the well in a high traffic area and does the well require protection from traffic?		X	
D Is the drainage around the well acceptable? (no standing water, nor is well located in obvious drainage flow path)	X		
<u>2) Protective Casing</u>			
A Is the protective casing free from apparent damage and able to be secured?	X		
B Is the casing free of degradation or deterioration?	X		
C Does the casing have a functioning weep hole?	X		
D Is the annular space between the casings clear of debris and water, or filled with pea gravel/sand?	X		
E Is the well locked and is the lock in good condition?	X		
<u>3) Surface Pad</u>			
A Is the well pad in good condition (not cracked/broken)?	X		
B Is the well pad sloped away from the protective casing?	X		
C Is the well pad in complete contact with the ground surface and stable?	X		
D Is the well pad in complete contact with the protective casing?	X		
E Is the pad surface clean (not covered with sediment or debris)?	X		
<u>4) Internal Casing</u>			
A Does the cap prevent entry of foreign material into the well?	X		
B Is the casing free of kinks/bends, or any obstructions from foreign objects (such as bailers)?	X		
C Is the well properly vented for equilibration of air pressure?	X		
D Is the survey point clearly marked on the inner casing?	X		
E Is the depth of the well consistent with the original well log?	X		
F Is the casing stable? (Does PVC move easily when touched or can be taken apart by hand due to lack of grout or use of slip couplings in construction)	X		
<u>5) Sampling: Groundwater Wells Only</u>			
A Does water recharge adequately when purged? If dedicated sampling equipment installed, is it in good condition and specified in the approved groundwater monitoring plan for the facility?	X		
B Does the well require redevelopment (low flow/turbidity)?		X	
6) Based on professional judgement, is the well construction / location appropriate to 1) achieve the objectives of the Groundwater Monitoring Program and 2) comply with the applicable regulatory requirements?	X		
<u>7) Corrective actions as needed, by date:</u>			
<u>Signature and Seal of PE/PG responsible for inspection</u>			

Groundwater Monitoring Well Integrity Form

Site Name: Plant Scherer

Permit Number:

Well ID: GWA-40

Date: 02/21/2023

	Yes	No	N/A
<u>1) Location/Identification</u>			
A Is the well visible and accessible?	X		
B Is the well properly identified with correct well ID?	X		
C Is the well in a high traffic area and does the well require protection from traffic?		X	
D Is the drainage around the well acceptable? (no standing water, nor is well located in obvious drainage flow path)	X		
<u>2) Protective Casing</u>			
A Is the protective casing free from apparent damage and able to be secured?	X		
B Is the casing free of degradation or deterioration?	X		
C Does the casing have a functioning weep hole?	X		
D Is the annular space between the casings clear of debris and water, or filled with pea gravel/sand?	X		
E Is the well locked and is the lock in good condition?	X		
<u>3) Surface Pad</u>			
A Is the well pad in good condition (not cracked/broken)?	X		
B Is the well pad sloped away from the protective casing?	X		
C Is the well pad in complete contact with the ground surface and stable?	X		
D Is the well pad in complete contact with the protective casing?	X		
E Is the pad surface clean (not covered with sediment or debris)?	X		
<u>4) Internal Casing</u>			
A Does the cap prevent entry of foreign material into the well?	X		
B Is the casing free of kinks/bends, or any obstructions from foreign objects (such as bailers)?	X		
C Is the well properly vented for equilibration of air pressure?	X		
D Is the survey point clearly marked on the inner casing?	X		
E Is the depth of the well consistent with the original well log?	X		
F Is the casing stable? (Does PVC move easily when touched or can be taken apart by hand due to lack of grout or use of slip couplings in construction)	X		
<u>5) Sampling: Groundwater Wells Only</u>			
A Does water recharge adequately when purged? If dedicated sampling equipment installed, is it in good condition and specified in the approved groundwater monitoring plan for the facility?	X		
B Does the well require redevelopment (low flow/turbidity)?		X	
6) Based on professional judgement, is the well construction / location appropriate to 1) achieve the objectives of the Groundwater Monitoring Program and 2) comply with the applicable regulatory requirements?	X		
<u>7) Corrective actions as needed, by date:</u>			
<u>Signature and Seal of PE/PG responsible for inspection</u>			

Groundwater Monitoring Well Integrity Form

Site Name: Plant Scherer

Permit Number:

Well ID: GWA-41

Date: 02/21/2023

	Yes	No	N/A
<u>1) Location/Identification</u>			
A Is the well visible and accessible?	X		
B Is the well properly identified with correct well ID?	X		
C Is the well in a high traffic area and does the well require protection from traffic? Is the drainage around the well acceptable? (no standing water, nor is well located in obvious drainage flow path)		X	
D Is the well located in obvious drainage flow path?	X		
<u>2) Protective Casing</u>			
A Is the protective casing free from apparent damage and able to be secured?	X		
B Is the casing free of degradation or deterioration?	X		
C Does the casing have a functioning weep hole?	X		
D Is the annular space between the casings clear of debris and water, or filled with pea gravel/sand?	X		
E Is the well locked and is the lock in good condition?	X		
<u>3) Surface Pad</u>			
A Is the well pad in good condition (not cracked/broken)?	X		
B Is the well pad sloped away from the protective casing? Is the well pad in complete contact with the ground surface and stable?	X		
C Is the well pad in complete contact with the protective casing?	X		
D Is the well pad in complete contact with the protective casing?	X		
E Is the pad surface clean (not covered with sediment or debris)?	X		
<u>4) Internal Casing</u>			
A Does the cap prevent entry of foreign material into the well? Is the casing free of kinks/bends, or any obstructions from foreign objects (such as bailers)?	X		
B Is the casing free of kinks/bends, or any obstructions from foreign objects (such as bailers)?	X		
C Is the well properly vented for equilibration of air pressure?	X		
D Is the survey point clearly marked on the inner casing?	X		
E Is the depth of the well consistent with the original well log? Is the casing stable? (Does PVC move easily when touched or can be taken apart by hand due to lack of grout or use of slip couplings in construction)	X		
F Is the casing stable? (Does PVC move easily when touched or can be taken apart by hand due to lack of grout or use of slip couplings in construction)	X		
<u>5) Sampling: Groundwater Wells Only</u>			
A Does water recharge adequately when purged? If dedicated sampling equipment installed, is it in good condition and specified in the approved groundwater monitoring plan for the facility?	X		
B Does the well require redevelopment (low flow/turbidity)?	X		
C Does the well require redevelopment (low flow/turbidity)?		X	
6) Based on professional judgement, is the well construction / location appropriate to 1) achieve the objectives of the Groundwater Monitoring Program and 2) comply with the applicable regulatory requirements?	X		
<u>7) Corrective actions as needed, by date:</u>			
<u>Signature and Seal of PE/PG responsible for inspection</u>			

Groundwater Monitoring Well Integrity Form

Site Name: Plant Scherer

Permit Number:

Well ID: GWA-42

Date: 02/21/2023

	Yes	No	N/A
<u>1) Location/Identification</u>			
A Is the well visible and accessible?	X		
B Is the well properly identified with correct well ID?	X		
C Is the well in a high traffic area and does the well require protection from traffic?		X	
D Is the drainage around the well acceptable? (no standing water, nor is well located in obvious drainage flow path)	X		
<u>2) Protective Casing</u>			
A Is the protective casing free from apparent damage and able to be secured?	X		
B Is the casing free of degradation or deterioration?	X		
C Does the casing have a functioning weep hole?	X		
D Is the annular space between the casings clear of debris and water, or filled with pea gravel/sand?	X		
E Is the well locked and is the lock in good condition?	X		
<u>3) Surface Pad</u>			
A Is the well pad in good condition (not cracked/broken)?	X		
B Is the well pad sloped away from the protective casing?	X		
C Is the well pad in complete contact with the ground surface and stable?	X		
D Is the well pad in complete contact with the protective casing?	X		
E Is the pad surface clean (not covered with sediment or debris)?	X		
<u>4) Internal Casing</u>			
A Does the cap prevent entry of foreign material into the well?	X		
B Is the casing free of kinks/bends, or any obstructions from foreign objects (such as bailers)?	X		
C Is the well properly vented for equilibration of air pressure?	X		
D Is the survey point clearly marked on the inner casing?	X		
E Is the depth of the well consistent with the original well log?	X		
F Is the casing stable? (Does PVC move easily when touched or can be taken apart by hand due to lack of grout or use of slip couplings in construction)	X		
<u>5) Sampling: Groundwater Wells Only</u>			
A Does water recharge adequately when purged? If dedicated sampling equipment installed, is it in good condition and specified in the approved groundwater monitoring plan for the facility?	X		
B Does the well require redevelopment (low flow/turbidity)?		X	
6) Based on professional judgement, is the well construction / location appropriate to 1) achieve the objectives of the Groundwater Monitoring Program and 2) comply with the applicable regulatory requirements?	X		
<u>7) Corrective actions as needed, by date:</u>			
<u>Signature and Seal of PE/PG responsible for inspection</u>			

Groundwater Monitoring Well Integrity Form

Site Name: Plant Scherer

Permit Number:

Well ID: GWA-43

Date: 02/21/2023

	Yes	No	N/A
<u>1) Location/Identification</u>			
A Is the well visible and accessible?	X		
B Is the well properly identified with correct well ID?	X		
C Is the well in a high traffic area and does the well require protection from traffic? Is the drainage around the well acceptable? (no standing water, nor is well located in obvious drainage flow path)		X	
D	X		
<u>2) Protective Casing</u>			
A Is the protective casing free from apparent damage and able to be secured?	X		
B Is the casing free of degradation or deterioration?	X		
C Does the casing have a functioning weep hole?	X		
D Is the annular space between the casings clear of debris and water, or filled with pea gravel/sand?	X		
E Is the well locked and is the lock in good condition?	X		
<u>3) Surface Pad</u>			
A Is the well pad in good condition (not cracked/broken)?	X		
B Is the well pad sloped away from the protective casing? Is the well pad in complete contact with the ground surface and stable?	X		
C	X		
D Is the well pad in complete contact with the protective casing?	X		
E Is the pad surface clean (not covered with sediment or debris)?	X		
<u>4) Internal Casing</u>			
A Does the cap prevent entry of foreign material into the well? Is the casing free of kinks/bends, or any obstructions from foreign objects (such as bailers)?	X		
B	X		
C Is the well properly vented for equilibration of air pressure?	X		
D Is the survey point clearly marked on the inner casing?	X		
E Is the depth of the well consistent with the original well log? Is the casing stable? (Does PVC move easily when touched or can be taken apart by hand due to lack of grout or use of slip couplings in construction)	X		
F	X		
<u>5) Sampling: Groundwater Wells Only</u>			
A Does water recharge adequately when purged? If dedicated sampling equipment installed, is it in good condition and specified in the approved groundwater monitoring plan for the facility?	X		
B	X		
C Does the well require redevelopment (low flow/turbidity)?		X	
6) Based on professional judgement, is the well construction / location appropriate to 1) achieve the objectives of the Groundwater Monitoring Program and 2) comply with the applicable regulatory requirements?	X		
<u>7) Corrective actions as needed, by date:</u>			
<u>Signature and Seal of PE/PG responsible for inspection</u>			

Groundwater Monitoring Well Integrity Form

Site Name: Plant Scherer

Permit Number:

Well ID: GWA-44A

Date: 02/21/2023

	Yes	No	N/A
<u>1) Location/Identification</u>			
A Is the well visible and accessible?	X		
B Is the well properly identified with correct well ID?	X		
C Is the well in a high traffic area and does the well require protection from traffic?		X	
D Is the drainage around the well acceptable? (no standing water, nor is well located in obvious drainage flow path)	X		
<u>2) Protective Casing</u>			
A Is the protective casing free from apparent damage and able to be secured?	X		
B Is the casing free of degradation or deterioration?	X		
C Does the casing have a functioning weep hole?	X		
D Is the annular space between the casings clear of debris and water, or filled with pea gravel/sand?	X		
E Is the well locked and is the lock in good condition?	X		
<u>3) Surface Pad</u>			
A Is the well pad in good condition (not cracked/broken)?	X		
B Is the well pad sloped away from the protective casing?	X		
C Is the well pad in complete contact with the ground surface and stable?	X		
D Is the well pad in complete contact with the protective casing?	X		
E Is the pad surface clean (not covered with sediment or debris)?	X		
<u>4) Internal Casing</u>			
A Does the cap prevent entry of foreign material into the well?	X		
B Is the casing free of kinks/bends, or any obstructions from foreign objects (such as bailers)?	X		
C Is the well properly vented for equilibration of air pressure?	X		
D Is the survey point clearly marked on the inner casing?	X		
E Is the depth of the well consistent with the original well log?	X		
F Is the casing stable? (Does PVC move easily when touched or can be taken apart by hand due to lack of grout or use of slip couplings in construction)	X		
<u>5) Sampling: Groundwater Wells Only</u>			
A Does water recharge adequately when purged? If dedicated sampling equipment installed, is it in good condition and specified in the approved groundwater monitoring plan for the facility?	X		
B Does the well require redevelopment (low flow/turbidity)?		X	
6) Based on professional judgement, is the well construction / location appropriate to 1) achieve the objectives of the Groundwater Monitoring Program and 2) comply with the applicable regulatory requirements?	X		
<u>7) Corrective actions as needed, by date:</u>			
<u>Signature and Seal of PE/PG responsible for inspection</u>			

Groundwater Monitoring Well Integrity Form

Site Name: Plant Scherer

Permit Number:

Well ID: GWA-54

Date: 02/21/2023

	Yes	No	N/A
<u>1) Location/Identification</u>			
A Is the well visible and accessible?	X		
B Is the well properly identified with correct well ID?	X		
C Is the well in a high traffic area and does the well require protection from traffic?		X	
D Is the drainage around the well acceptable? (no standing water, nor is well located in obvious drainage flow path)	X		
<u>2) Protective Casing</u>			
A Is the protective casing free from apparent damage and able to be secured?	X		
B Is the casing free of degradation or deterioration?	X		
C Does the casing have a functioning weep hole?	X		
D Is the annular space between the casings clear of debris and water, or filled with pea gravel/sand?	X		
E Is the well locked and is the lock in good condition?	X		
<u>3) Surface Pad</u>			
A Is the well pad in good condition (not cracked/broken)?	X		
B Is the well pad sloped away from the protective casing?	X		
C Is the well pad in complete contact with the ground surface and stable?	X		
D Is the well pad in complete contact with the protective casing?	X		
E Is the pad surface clean (not covered with sediment or debris)?	X		
<u>4) Internal Casing</u>			
A Does the cap prevent entry of foreign material into the well?	X		
B Is the casing free of kinks/bends, or any obstructions from foreign objects (such as bailers)?	X		
C Is the well properly vented for equilibration of air pressure?	X		
D Is the survey point clearly marked on the inner casing?	X		
E Is the depth of the well consistent with the original well log?	X		
F Is the casing stable? (Does PVC move easily when touched or can be taken apart by hand due to lack of grout or use of slip couplings in construction)	X		
<u>5) Sampling: Groundwater Wells Only</u>			
A Does water recharge adequately when purged? If dedicated sampling equipment installed, is it in good condition and specified in the approved groundwater monitoring plan for the facility?	X		
B Does the well require redevelopment (low flow/turbidity)?		X	
6) Based on professional judgement, is the well construction / location appropriate to 1) achieve the objectives of the Groundwater Monitoring Program and 2) comply with the applicable regulatory requirements?	X		
<u>7) Corrective actions as needed, by date:</u>			
<u>Signature and Seal of PE/PG responsible for inspection</u>			

Groundwater Monitoring Well Integrity Form

Site Name: Plant Scherer

Permit Number:

Well ID: GWC-30

Date: 02/21/2023

	Yes	No	N/A
<u>1) Location/Identification</u>			
A Is the well visible and accessible?	X		
B Is the well properly identified with correct well ID?	X		
C Is the well in a high traffic area and does the well require protection from traffic? Is the drainage around the well acceptable? (no standing water, nor is well located in obvious drainage flow path)		X	
D Is the well in a high traffic area and does the well require protection from traffic? Is the drainage around the well acceptable? (no standing water, nor is well located in obvious drainage flow path)	X		
<u>2) Protective Casing</u>			
A Is the protective casing free from apparent damage and able to be secured?	X		
B Is the casing free of degradation or deterioration?	X		
C Does the casing have a functioning weep hole?	X		
D Is the annular space between the casings clear of debris and water, or filled with pea gravel/sand?	X		
E Is the well locked and is the lock in good condition?	X		
<u>3) Surface Pad</u>			
A Is the well pad in good condition (not cracked/broken)?	X		
B Is the well pad sloped away from the protective casing? Is the well pad in complete contact with the ground surface and stable?	X		
C Is the well pad in complete contact with the ground surface and stable?	X		
D Is the well pad in complete contact with the protective casing?	X		
E Is the pad surface clean (not covered with sediment or debris)?	X		
<u>4) Internal Casing</u>			
A Does the cap prevent entry of foreign material into the well? Is the casing free of kinks/bends, or any obstructions from foreign objects (such as bailers)?	X		
B Does the cap prevent entry of foreign material into the well? Is the casing free of kinks/bends, or any obstructions from foreign objects (such as bailers)?	X		
C Is the well properly vented for equilibration of air pressure?	X		
D Is the survey point clearly marked on the inner casing?	X		
E Is the depth of the well consistent with the original well log? Is the casing stable? (Does PVC move easily when touched or can be taken apart by hand due to lack of grout or use of slip couplings in construction)	X		
F Is the depth of the well consistent with the original well log? Is the casing stable? (Does PVC move easily when touched or can be taken apart by hand due to lack of grout or use of slip couplings in construction)	X		
<u>5) Sampling: Groundwater Wells Only</u>			
A Does water recharge adequately when purged? If dedicated sampling equipment installed, is it in good condition and specified in the approved groundwater monitoring plan for the facility?	X		
B Does water recharge adequately when purged? If dedicated sampling equipment installed, is it in good condition and specified in the approved groundwater monitoring plan for the facility?	X		
C Does the well require redevelopment (low flow/turbidity)?		X	
6) Based on professional judgement, is the well construction / location appropriate to 1) achieve the objectives of the Groundwater Monitoring Program and 2) comply with the applicable regulatory requirements?	X		
<u>7) Corrective actions as needed, by date:</u>			
<u>Signature and Seal of PE/PG responsible for inspection</u>			

Groundwater Monitoring Well Integrity Form

Site Name: Plant Scherer

Permit Number:

Well ID: GWC-31

Date: 02/21/2023

	Yes	No	N/A
--	-----	----	-----

1) Location/Identification

- | | | | |
|---|---|--|--|
| A Is the well visible and accessible? | X | | |
| B Is the well properly identified with correct well ID? | X | | |
| C Is the well in a high traffic area and does the well require protection from traffic?
Is the drainage around the well acceptable? (no standing water, nor is well located in obvious drainage flow path) | X | | |
| D | X | | |

2) Protective Casing

- | | | | |
|---|---|--|--|
| A Is the protective casing free from apparent damage and able to be secured? | X | | |
| B Is the casing free of degradation or deterioration? | X | | |
| C Does the casing have a functioning weep hole? | X | | |
| D Is the annular space between the casings clear of debris and water, or filled with pea gravel/sand? | X | | |
| E Is the well locked and is the lock in good condition? | X | | |

3) Surface Pad

- | | | | |
|--|---|--|--|
| A Is the well pad in good condition (not cracked/broken)? | X | | |
| B Is the well pad sloped away from the protective casing?
Is the well pad in complete contact with the ground surface and stable? | X | | |
| C | X | | |
| D Is the well pad in complete contact with the protective casing? | X | | |
| E Is the pad surface clean (not covered with sediment or debris)? | X | | |

4) Internal Casing

- | | | | |
|--|---|--|--|
| A Does the cap prevent entry of foreign material into the well?
Is the casing free of kinks/bends, or any obstructions from foreign objects (such as bailers)? | X | | |
| B | X | | |
| C Is the well properly vented for equilibration of air pressure? | X | | |
| D Is the survey point clearly marked on the inner casing? | X | | |
| E Is the depth of the well consistent with the original well log?
Is the casing stable? (Does PVC move easily when touched or can be taken apart by hand due to lack of grout or use of slip couplings in construction) | X | | |
| F | X | | |

5) Sampling: Groundwater Wells Only

- | | | | |
|---|---|--|--|
| A Does water recharge adequately when purged?
If dedicated sampling equipment installed, is it in good condition and specified in the approved groundwater monitoring plan for the facility? | X | | |
| B | X | | |
| C Does the well require redevelopment (low flow/turbidity)? | X | | |

6) Based on professional judgement, is the well construction / location appropriate to **1)** achieve the objectives of the Groundwater Monitoring Program and **2)** comply with the applicable regulatory requirements? X

7) Corrective actions as needed, by date:

Signature and Seal of PE/PG responsible for inspection

Groundwater Monitoring Well Integrity Form

Site Name: Plant Scherer

Permit Number:

Well ID: GWC-32

Date: 02/21/2023

	Yes	No	N/A
<u>1) Location/Identification</u>			
A Is the well visible and accessible?	X		
B Is the well properly identified with correct well ID?	X		
C Is the well in a high traffic area and does the well require protection from traffic?		X	
D Is the drainage around the well acceptable? (no standing water, nor is well located in obvious drainage flow path)	X		
<u>2) Protective Casing</u>			
A Is the protective casing free from apparent damage and able to be secured?	X		
B Is the casing free of degradation or deterioration?	X		
C Does the casing have a functioning weep hole?	X		
D Is the annular space between the casings clear of debris and water, or filled with pea gravel/sand?	X		
E Is the well locked and is the lock in good condition?	X		
<u>3) Surface Pad</u>			
A Is the well pad in good condition (not cracked/broken)?	X		
B Is the well pad sloped away from the protective casing?	X		
C Is the well pad in complete contact with the ground surface and stable?	X		
D Is the well pad in complete contact with the protective casing?	X		
E Is the pad surface clean (not covered with sediment or debris)?	X		
<u>4) Internal Casing</u>			
A Does the cap prevent entry of foreign material into the well?	X		
B Is the casing free of kinks/bends, or any obstructions from foreign objects (such as bailers)?	X		
C Is the well properly vented for equilibration of air pressure?	X		
D Is the survey point clearly marked on the inner casing?	X		
E Is the depth of the well consistent with the original well log?	X		
F Is the casing stable? (Does PVC move easily when touched or can be taken apart by hand due to lack of grout or use of slip couplings in construction)	X		
<u>5) Sampling: Groundwater Wells Only</u>			
A Does water recharge adequately when purged? If dedicated sampling equipment installed, is it in good condition and specified in the approved groundwater monitoring plan for the facility?	X		
B Does the well require redevelopment (low flow/turbidity)?		X	
6) Based on professional judgement, is the well construction / location appropriate to 1) achieve the objectives of the Groundwater Monitoring Program and 2) comply with the applicable regulatory requirements?	X		
<u>7) Corrective actions as needed, by date:</u>			
<u>Signature and Seal of PE/PG responsible for inspection</u>			

Groundwater Monitoring Well Integrity Form

Site Name: Plant Scherer

Permit Number:

Well ID: GWC-33A

Date: 02/21/2023

	Yes	No	N/A
<u>1) Location/Identification</u>			
A Is the well visible and accessible?	X		
B Is the well properly identified with correct well ID?	X		
C Is the well in a high traffic area and does the well require protection from traffic?		X	
D Is the drainage around the well acceptable? (no standing water, nor is well located in obvious drainage flow path)	X		
<u>2) Protective Casing</u>			
A Is the protective casing free from apparent damage and able to be secured?	X		
B Is the casing free of degradation or deterioration?	X		
C Does the casing have a functioning weep hole?	X		
D Is the annular space between the casings clear of debris and water, or filled with pea gravel/sand?	X		
E Is the well locked and is the lock in good condition?	X		
<u>3) Surface Pad</u>			
A Is the well pad in good condition (not cracked/broken)?	X		
B Is the well pad sloped away from the protective casing?	X		
C Is the well pad in complete contact with the ground surface and stable?	X		
D Is the well pad in complete contact with the protective casing?	X		
E Is the pad surface clean (not covered with sediment or debris)?	X		
<u>4) Internal Casing</u>			
A Does the cap prevent entry of foreign material into the well?	X		
B Is the casing free of kinks/bends, or any obstructions from foreign objects (such as bailers)?	X		
C Is the well properly vented for equilibration of air pressure?	X		
D Is the survey point clearly marked on the inner casing?	X		
E Is the depth of the well consistent with the original well log?	X		
F Is the casing stable? (Does PVC move easily when touched or can be taken apart by hand due to lack of grout or use of slip couplings in construction)	X		
<u>5) Sampling: Groundwater Wells Only</u>			
A Does water recharge adequately when purged? If dedicated sampling equipment installed, is it in good condition and specified in the approved groundwater monitoring plan for the facility?	X		
B Does the well require redevelopment (low flow/turbidity)?		X	
6) Based on professional judgement, is the well construction / location appropriate to 1) achieve the objectives of the Groundwater Monitoring Program and 2) comply with the applicable regulatory requirements?	X		
<u>7) Corrective actions as needed, by date:</u>			
<u>Signature and Seal of PE/PG responsible for inspection</u>			

Groundwater Monitoring Well Integrity Form

Site Name: Plant Scherer

Permit Number:

Well ID: GWC-34

Date: 02/21/2023

	Yes	No	N/A
<u>1) Location/Identification</u>			
A Is the well visible and accessible?	X		
B Is the well properly identified with correct well ID?	X		
C Is the well in a high traffic area and does the well require protection from traffic?		X	
D Is the drainage around the well acceptable? (no standing water, nor is well located in obvious drainage flow path)	X		
<u>2) Protective Casing</u>			
A Is the protective casing free from apparent damage and able to be secured?	X		
B Is the casing free of degradation or deterioration?	X		
C Does the casing have a functioning weep hole?	X		
D Is the annular space between the casings clear of debris and water, or filled with pea gravel/sand?	X		
E Is the well locked and is the lock in good condition?	X		
<u>3) Surface Pad</u>			
A Is the well pad in good condition (not cracked/broken)?	X		
B Is the well pad sloped away from the protective casing?	X		
C Is the well pad in complete contact with the ground surface and stable?	X		
D Is the well pad in complete contact with the protective casing?	X		
E Is the pad surface clean (not covered with sediment or debris)?	X		
<u>4) Internal Casing</u>			
A Does the cap prevent entry of foreign material into the well?	X		
B Is the casing free of kinks/bends, or any obstructions from foreign objects (such as bailers)?	X		
C Is the well properly vented for equilibration of air pressure?	X		
D Is the survey point clearly marked on the inner casing?	X		
E Is the depth of the well consistent with the original well log?	X		
F Is the casing stable? (Does PVC move easily when touched or can be taken apart by hand due to lack of grout or use of slip couplings in construction)	X		
<u>5) Sampling: Groundwater Wells Only</u>			
A Does water recharge adequately when purged? If dedicated sampling equipment installed, is it in good condition and specified in the approved groundwater monitoring plan for the facility?	X		
B Does the well require redevelopment (low flow/turbidity)?		X	
6) Based on professional judgement, is the well construction / location appropriate to 1) achieve the objectives of the Groundwater Monitoring Program and 2) comply with the applicable regulatory requirements?	X		
<u>7) Corrective actions as needed, by date:</u>			
<u>Signature and Seal of PE/PG responsible for inspection</u>			

Groundwater Monitoring Well Integrity Form

Site Name: Plant Scherer

Permit Number:

Well ID: GWC-35

Date: 02/21/2023

	Yes	No	N/A
<u>1) Location/Identification</u>			
A Is the well visible and accessible?	X		
B Is the well properly identified with correct well ID?	X		
C Is the well in a high traffic area and does the well require protection from traffic?		X	
D Is the drainage around the well acceptable? (no standing water, nor is well located in obvious drainage flow path)	X		
<u>2) Protective Casing</u>			
A Is the protective casing free from apparent damage and able to be secured?	X		
B Is the casing free of degradation or deterioration?	X		
C Does the casing have a functioning weep hole?	X		
D Is the annular space between the casings clear of debris and water, or filled with pea gravel/sand?	X		
E Is the well locked and is the lock in good condition?	X		
<u>3) Surface Pad</u>			
A Is the well pad in good condition (not cracked/broken)?	X		
B Is the well pad sloped away from the protective casing?	X		
C Is the well pad in complete contact with the ground surface and stable?	X		
D Is the well pad in complete contact with the protective casing?	X		
E Is the pad surface clean (not covered with sediment or debris)?	X		
<u>4) Internal Casing</u>			
A Does the cap prevent entry of foreign material into the well?	X		
B Is the casing free of kinks/bends, or any obstructions from foreign objects (such as bailers)?	X		
C Is the well properly vented for equilibration of air pressure?	X		
D Is the survey point clearly marked on the inner casing?	X		
E Is the depth of the well consistent with the original well log?	X		
F Is the casing stable? (Does PVC move easily when touched or can be taken apart by hand due to lack of grout or use of slip couplings in construction)	X		
<u>5) Sampling: Groundwater Wells Only</u>			
A Does water recharge adequately when purged? If dedicated sampling equipment installed, is it in good condition and specified in the approved groundwater monitoring plan for the facility?	X		
B Does the well require redevelopment (low flow/turbidity)?		X	
6) Based on professional judgement, is the well construction / location appropriate to 1) achieve the objectives of the Groundwater Monitoring Program and 2) comply with the applicable regulatory requirements?	X		
<u>7) Corrective actions as needed, by date:</u>			
<u>Signature and Seal of PE/PG responsible for inspection</u>			

Groundwater Monitoring Well Integrity Form

Site Name: Plant Scherer

Permit Number:

Well ID: GWC-36

Date: 02/21/2023

	Yes	No	N/A
<u>1) Location/Identification</u>			
A Is the well visible and accessible?	X		
B Is the well properly identified with correct well ID?	X		
C Is the well in a high traffic area and does the well require protection from traffic?		X	
D Is the drainage around the well acceptable? (no standing water, nor is well located in obvious drainage flow path)	X		
<u>2) Protective Casing</u>			
A Is the protective casing free from apparent damage and able to be secured?	X		
B Is the casing free of degradation or deterioration?	X		
C Does the casing have a functioning weep hole?	X		
D Is the annular space between the casings clear of debris and water, or filled with pea gravel/sand?	X		
E Is the well locked and is the lock in good condition?	X		
<u>3) Surface Pad</u>			
A Is the well pad in good condition (not cracked/broken)?	X		
B Is the well pad sloped away from the protective casing?	X		
C Is the well pad in complete contact with the ground surface and stable?	X		
D Is the well pad in complete contact with the protective casing?	X		
E Is the pad surface clean (not covered with sediment or debris)?	X		
<u>4) Internal Casing</u>			
A Does the cap prevent entry of foreign material into the well?	X		
B Is the casing free of kinks/bends, or any obstructions from foreign objects (such as bailers)?	X		
C Is the well properly vented for equilibration of air pressure?	X		
D Is the survey point clearly marked on the inner casing?	X		
E Is the depth of the well consistent with the original well log?	X		
F Is the casing stable? (Does PVC move easily when touched or can be taken apart by hand due to lack of grout or use of slip couplings in construction)	X		
<u>5) Sampling: Groundwater Wells Only</u>			
A Does water recharge adequately when purged? If dedicated sampling equipment installed, is it in good condition and specified in the approved groundwater monitoring plan for the facility?	X		
B Does the well require redevelopment (low flow/turbidity)?		X	
6) Based on professional judgement, is the well construction / location appropriate to 1) achieve the objectives of the Groundwater Monitoring Program and 2) comply with the applicable regulatory requirements?	X		
<u>7) Corrective actions as needed, by date:</u>			
<u>Signature and Seal of PE/PG responsible for inspection</u>			

Groundwater Monitoring Well Integrity Form

Site Name: Plant Scherer

Permit Number:

Well ID: GWC-37

Date: 02/21/2023

	Yes	No	N/A
--	-----	----	-----

1) Location/Identification

- | | | | |
|---|---|--|--|
| A Is the well visible and accessible? | X | | |
| B Is the well properly identified with correct well ID? | X | | |
| C Is the well in a high traffic area and does the well require protection from traffic?
Is the drainage around the well acceptable? (no standing water, nor is well located in obvious drainage flow path) | X | | |
| D | X | | |

2) Protective Casing

- | | | | |
|---|---|--|--|
| A Is the protective casing free from apparent damage and able to be secured? | X | | |
| B Is the casing free of degradation or deterioration? | X | | |
| C Does the casing have a functioning weep hole? | X | | |
| D Is the annular space between the casings clear of debris and water, or filled with pea gravel/sand? | X | | |
| E Is the well locked and is the lock in good condition? | X | | |

3) Surface Pad

- | | | | |
|--|---|--|--|
| A Is the well pad in good condition (not cracked/broken)? | X | | |
| B Is the well pad sloped away from the protective casing?
Is the well pad in complete contact with the ground surface and stable? | X | | |
| C | X | | |
| D Is the well pad in complete contact with the protective casing? | X | | |
| E Is the pad surface clean (not covered with sediment or debris)? | X | | |

4) Internal Casing

- | | | | |
|--|---|--|--|
| A Does the cap prevent entry of foreign material into the well?
Is the casing free of kinks/bends, or any obstructions from foreign objects (such as bailers)? | X | | |
| B | X | | |
| C Is the well properly vented for equilibration of air pressure? | X | | |
| D Is the survey point clearly marked on the inner casing? | X | | |
| E Is the depth of the well consistent with the original well log?
Is the casing stable? (Does PVC move easily when touched or can be taken apart by hand due to lack of grout or use of slip couplings in construction) | X | | |
| F | X | | |

5) Sampling: Groundwater Wells Only

- | | | | |
|---|---|--|--|
| A Does water recharge adequately when purged?
If dedicated sampling equipment installed, is it in good condition and specified in the approved groundwater monitoring plan for the facility? | X | | |
| B | X | | |
| C Does the well require redevelopment (low flow/turbidity)? | X | | |

6) Based on professional judgement, is the well construction / location appropriate to **1)** achieve the objectives of the Groundwater Monitoring Program and **2)** comply with the applicable regulatory requirements? X

7) Corrective actions as needed, by date: _____

Signature and Seal of PE/PG responsible for inspection _____

Groundwater Monitoring Well Integrity Form

Site Name: Plant Scherer

Permit Number:

Well ID: GWC-38

Date: 02/21/2023

	Yes	No	N/A
<u>1) Location/Identification</u>			
A Is the well visible and accessible?	X		
B Is the well properly identified with correct well ID?	X		
C Is the well in a high traffic area and does the well require protection from traffic? Is the drainage around the well acceptable? (no standing water, nor is well located in obvious drainage flow path)		X	
D Is the drainage around the well acceptable? (no standing water, nor is well located in obvious drainage flow path)	X		
<u>2) Protective Casing</u>			
A Is the protective casing free from apparent damage and able to be secured?	X		
B Is the casing free of degradation or deterioration?	X		
C Does the casing have a functioning weep hole?	X		
D Is the annular space between the casings clear of debris and water, or filled with pea gravel/sand?	X		
E Is the well locked and is the lock in good condition?	X		
<u>3) Surface Pad</u>			
A Is the well pad in good condition (not cracked/broken)?	X		
B Is the well pad sloped away from the protective casing? Is the well pad in complete contact with the ground surface and stable?	X		
C Is the well pad in complete contact with the protective casing?	X		
D Is the well pad in complete contact with the protective casing?	X		
E Is the pad surface clean (not covered with sediment or debris)?	X		
<u>4) Internal Casing</u>			
A Does the cap prevent entry of foreign material into the well? Is the casing free of kinks/bends, or any obstructions from foreign objects (such as bailers)?	X		
B Is the casing free of kinks/bends, or any obstructions from foreign objects (such as bailers)?	X		
C Is the well properly vented for equilibration of air pressure?	X		
D Is the survey point clearly marked on the inner casing?	X		
E Is the depth of the well consistent with the original well log? Is the casing stable? (Does PVC move easily when touched or can be taken apart by hand due to lack of grout or use of slip couplings in construction)	X		
F Is the casing stable? (Does PVC move easily when touched or can be taken apart by hand due to lack of grout or use of slip couplings in construction)	X		
<u>5) Sampling: Groundwater Wells Only</u>			
A Does water recharge adequately when purged? If dedicated sampling equipment installed, is it in good condition and specified in the approved groundwater monitoring plan for the facility?	X		
B Does the well require redevelopment (low flow/turbidity)?		X	
C Does the well require redevelopment (low flow/turbidity)?		X	
6) Based on professional judgement, is the well construction / location appropriate to 1) achieve the objectives of the Groundwater Monitoring Program and 2) comply with the applicable regulatory requirements?	X		
7) Corrective actions as needed, by date: Overgrown landscape affects visibility			
<u>Signature and Seal of PE/PG responsible for inspection</u>			

Groundwater Monitoring Well Integrity Form

Site Name: Plant Scherer

Permit Number:

Well ID: GWA-21

Date: 02/20/2023

	Yes	No	N/A
<u>1) Location/Identification</u>			
A Is the well visible and accessible?	X		
B Is the well properly identified with correct well ID?	X		
C Is the well in a high traffic area and does the well require protection from traffic?		X	
D Is the drainage around the well acceptable? (no standing water, nor is well located in obvious drainage flow path)	X		
<u>2) Protective Casing</u>			
A Is the protective casing free from apparent damage and able to be secured?	X		
B Is the casing free of degradation or deterioration?	X		
C Does the casing have a functioning weep hole?	X		
D Is the annular space between the casings clear of debris and water, or filled with pea gravel/sand?	X		
E Is the well locked and is the lock in good condition?	X		
<u>3) Surface Pad</u>			
A Is the well pad in good condition (not cracked/broken)?	X		
B Is the well pad sloped away from the protective casing?	X		
C Is the well pad in complete contact with the ground surface and stable?	X		
D Is the well pad in complete contact with the protective casing?	X		
E Is the pad surface clean (not covered with sediment or debris)?	X		
<u>4) Internal Casing</u>			
A Does the cap prevent entry of foreign material into the well?	X		
B Is the casing free of kinks/bends, or any obstructions from foreign objects (such as bailers)?	X		
C Is the well properly vented for equilibration of air pressure?	X		
D Is the survey point clearly marked on the inner casing?	X		
E Is the depth of the well consistent with the original well log?	X		
F Is the casing stable? (Does PVC move easily when touched or can be taken apart by hand due to lack of grout or use of slip couplings in construction)	X		
<u>5) Sampling: Groundwater Wells Only</u>			
A Does water recharge adequately when purged? If dedicated sampling equipment installed, is it in good condition and specified in the approved groundwater monitoring plan for the facility?	X		
B Does the well require redevelopment (low flow/turbidity)?		X	
6 Based on professional judgement, is the well construction / location appropriate to 1) achieve the objectives of the Groundwater Monitoring Program and 2) comply with the applicable regulatory requirements?	X		
<u>7) Corrective actions as needed, by date:</u>			
<u>Signature and Seal of PE/PG responsible for inspection</u>			

Groundwater Monitoring Well Integrity Form

Site Name: Plant Scherer

Permit Number:

Well ID: GWA-22

Date: 02/20/2023

	Yes	No	N/A
<u>1) Location/Identification</u>			
A Is the well visible and accessible?	X		
B Is the well properly identified with correct well ID?	X		
C Is the well in a high traffic area and does the well require protection from traffic?		X	
D Is the drainage around the well acceptable? (no standing water, nor is well located in obvious drainage flow path)	X		
<u>2) Protective Casing</u>			
A Is the protective casing free from apparent damage and able to be secured?	X		
B Is the casing free of degradation or deterioration?	X		
C Does the casing have a functioning weep hole?	X		
D Is the annular space between the casings clear of debris and water, or filled with pea gravel/sand?	X		
E Is the well locked and is the lock in good condition?	X		
<u>3) Surface Pad</u>			
A Is the well pad in good condition (not cracked/broken)?	X		
B Is the well pad sloped away from the protective casing?	X		
C Is the well pad in complete contact with the ground surface and stable?	X		
D Is the well pad in complete contact with the protective casing?	X		
E Is the pad surface clean (not covered with sediment or debris)?	X		
<u>4) Internal Casing</u>			
A Does the cap prevent entry of foreign material into the well? Is the casing free of kinks/bends, or any obstructions from foreign objects (such as bailers)?		X	
B Is the well properly vented for equilibration of air pressure?	X		
C Is the survey point clearly marked on the inner casing?	X		
D Is the depth of the well consistent with the original well log?	X		
E Is the casing stable? (Does PVC move easily when touched or can be taken apart by hand due to lack of grout or use of slip couplings in construction)	X		
<u>5) Sampling: Groundwater Wells Only</u>			
A Does water recharge adequately when purged? If dedicated sampling equipment installed, is it in good condition and specified in the approved groundwater monitoring plan for the facility?	X		
B Does the well require redevelopment (low flow/turbidity)?		X	
6 Based on professional judgement, is the well construction / location appropriate to 1) achieve the objectives of the Groundwater Monitoring Program and 2) comply with the applicable regulatory requirements?	X		
7 Corrective actions as needed, by date:			Replace missing well cap
<u>Signature and Seal of PE/PG responsible for inspection</u>			

Groundwater Monitoring Well Integrity Form

Site Name: Plant Scherer

Permit Number:

Well ID: GWC-29

Date: 02/20/2023

	Yes	No	N/A
<u>1) Location/Identification</u>			
A Is the well visible and accessible?	X		
B Is the well properly identified with correct well ID?	X		
C Is the well in a high traffic area and does the well require protection from traffic?		X	
D Is the drainage around the well acceptable? (no standing water, nor is well located in obvious drainage flow path)	X		
<u>2) Protective Casing</u>			
A Is the protective casing free from apparent damage and able to be secured?	X		
B Is the casing free of degradation or deterioration?	X		
C Does the casing have a functioning weep hole?	X		
D Is the annular space between the casings clear of debris and water, or filled with pea gravel/sand?	X		
E Is the well locked and is the lock in good condition?	X		
<u>3) Surface Pad</u>			
A Is the well pad in good condition (not cracked/broken)?	X		
B Is the well pad sloped away from the protective casing?	X		
C Is the well pad in complete contact with the ground surface and stable?	X		
D Is the well pad in complete contact with the protective casing?	X		
E Is the pad surface clean (not covered with sediment or debris)?	X		
<u>4) Internal Casing</u>			
A Does the cap prevent entry of foreign material into the well?	X		
B Is the casing free of kinks/bends, or any obstructions from foreign objects (such as bailers)?	X		
C Is the well properly vented for equilibration of air pressure?	X		
D Is the survey point clearly marked on the inner casing?	X		
E Is the depth of the well consistent with the original well log?	X		
F Is the casing stable? (Does PVC move easily when touched or can be taken apart by hand due to lack of grout or use of slip couplings in construction)	X		
<u>5) Sampling: Groundwater Wells Only</u>			
A Does water recharge adequately when purged?	X		
B If dedicated sampling equipment installed, is it in good condition and specified in the approved groundwater monitoring plan for the facility?	X		
C Does the well require redevelopment (low flow/turbidity)?		X	
6 Based on professional judgement, is the well construction / location appropriate to 1) achieve the objectives of the Groundwater Monitoring Program and 2) comply with the applicable regulatory requirements?	X		
<u>7) Corrective actions as needed, by date:</u>			
<u>Signature and Seal of PE/PG responsible for inspection</u>			

Groundwater Monitoring Well Integrity Form

Site Name: Plant Scherer

Permit Number:

Well ID: GWA-45

Date: 02/20/2023

	Yes	No	N/A
<u>1) Location/Identification</u>			
A Is the well visible and accessible?	X		
B Is the well properly identified with correct well ID?	X		
C Is the well in a high traffic area and does the well require protection from traffic?		X	
D Is the drainage around the well acceptable? (no standing water, nor is well located in obvious drainage flow path)	X		
<u>2) Protective Casing</u>			
A Is the protective casing free from apparent damage and able to be secured?	X		
B Is the casing free of degradation or deterioration?	X		
C Does the casing have a functioning weep hole?	X		
D Is the annular space between the casings clear of debris and water, or filled with pea gravel/sand?	X		
E Is the well locked and is the lock in good condition?	X		
<u>3) Surface Pad</u>			
A Is the well pad in good condition (not cracked/broken)?	X		
B Is the well pad sloped away from the protective casing?	X		
C Is the well pad in complete contact with the ground surface and stable?	X		
D Is the well pad in complete contact with the protective casing?	X		
E Is the pad surface clean (not covered with sediment or debris)?		X	
<u>4) Internal Casing</u>			
A Does the cap prevent entry of foreign material into the well?	X		
B Is the casing free of kinks/bends, or any obstructions from foreign objects (such as bailers)?	X		
C Is the well properly vented for equilibration of air pressure?	X		
D Is the survey point clearly marked on the inner casing?	X		
E Is the depth of the well consistent with the original well log?	X		
F Is the casing stable? (Does PVC move easily when touched or can be taken apart by hand due to lack of grout or use of slip couplings in construction)	X		
<u>5) Sampling: Groundwater Wells Only</u>			
A Does water recharge adequately when purged?	X		
B If dedicated sampling equipment installed, is it in good condition and specified in the approved groundwater monitoring plan for the facility?	X		
C Does the well require redevelopment (low flow/turbidity)?		X	
6 Based on professional judgement, is the well construction / location appropriate to 1) achieve the objectives of the Groundwater Monitoring Program and 2) comply with the applicable regulatory requirements?	X		
7 Corrective actions as needed, by date:			Ants on well pad, needs removal
<u>Signature and Seal of PE/PG responsible for inspection</u>			

Groundwater Monitoring Well Integrity Form

Site Name: Plant Scherer

Permit Number:

Well ID: GWA-46

Date: 02/20/2023

	Yes	No	N/A
<u>1) Location/Identification</u>			
A Is the well visible and accessible?	X		
B Is the well properly identified with correct well ID?	X		
C Is the well in a high traffic area and does the well require protection from traffic?		X	
D Is the drainage around the well acceptable? (no standing water, nor is well located in obvious drainage flow path)	X		
<u>2) Protective Casing</u>			
A Is the protective casing free from apparent damage and able to be secured?	X		
B Is the casing free of degradation or deterioration?	X		
C Does the casing have a functioning weep hole?	X		
D Is the annular space between the casings clear of debris and water, or filled with pea gravel/sand?	X		
E Is the well locked and is the lock in good condition?	X		
<u>3) Surface Pad</u>			
A Is the well pad in good condition (not cracked/broken)?	X		
B Is the well pad sloped away from the protective casing?	X		
C Is the well pad in complete contact with the ground surface and stable?	X		
D Is the well pad in complete contact with the protective casing?	X		
E Is the pad surface clean (not covered with sediment or debris)?	X		
<u>4) Internal Casing</u>			
A Does the cap prevent entry of foreign material into the well?	X		
B Is the casing free of kinks/bends, or any obstructions from foreign objects (such as bailers)?	X		
C Is the well properly vented for equilibration of air pressure?	X		
D Is the survey point clearly marked on the inner casing?	X		
E Is the depth of the well consistent with the original well log?	X		
F Is the casing stable? (Does PVC move easily when touched or can be taken apart by hand due to lack of grout or use of slip couplings in construction)	X		
<u>5) Sampling: Groundwater Wells Only</u>			
A Does water recharge adequately when purged?	X		
B If dedicated sampling equipment installed, is it in good condition and specified in the approved groundwater monitoring plan for the facility?	X		
C Does the well require redevelopment (low flow/turbidity)?		X	
6) Based on professional judgement, is the well construction / location appropriate to 1) achieve the objectives of the Groundwater Monitoring Program and 2) comply with the applicable regulatory requirements?	X		
<u>7) Corrective actions as needed, by date:</u>			
<u>Signature and Seal of PE/PG responsible for inspection</u>			

Groundwater Monitoring Well Integrity Form

Site Name: Plant Scherer

Permit Number:

Well ID: GWA-47

Date: 02/20/2023

	Yes	No	N/A
<u>1) Location/Identification</u>			
A Is the well visible and accessible?	X		
B Is the well properly identified with correct well ID?	X		
C Is the well in a high traffic area and does the well require protection from traffic?		X	
D Is the drainage around the well acceptable? (no standing water, nor is well located in obvious drainage flow path)	X		
<u>2) Protective Casing</u>			
A Is the protective casing free from apparent damage and able to be secured?	X		
B Is the casing free of degradation or deterioration?	X		
C Does the casing have a functioning weep hole?	X		
D Is the annular space between the casings clear of debris and water, or filled with pea gravel/sand?	X		
E Is the well locked and is the lock in good condition?	X		
<u>3) Surface Pad</u>			
A Is the well pad in good condition (not cracked/broken)?	X		
B Is the well pad sloped away from the protective casing?	X		
C Is the well pad in complete contact with the ground surface and stable?	X		
D Is the well pad in complete contact with the protective casing?	X		
E Is the pad surface clean (not covered with sediment or debris)?	X		
<u>4) Internal Casing</u>			
A Does the cap prevent entry of foreign material into the well?	X		
B Is the casing free of kinks/bends, or any obstructions from foreign objects (such as bailers)?	X		
C Is the well properly vented for equilibration of air pressure?	X		
D Is the survey point clearly marked on the inner casing?	X		
E Is the depth of the well consistent with the original well log?	X		
F Is the casing stable? (Does PVC move easily when touched or can be taken apart by hand due to lack of grout or use of slip couplings in construction)	X		
<u>5) Sampling: Groundwater Wells Only</u>			
A Does water recharge adequately when purged? If dedicated sampling equipment installed, is it in good condition and specified in the approved groundwater monitoring plan for the facility?	X		
B Does the well require redevelopment (low flow/turbidity)?		X	
6 Based on professional judgement, is the well construction / location appropriate to 1) achieve the objectives of the Groundwater Monitoring Program and 2) comply with the applicable regulatory requirements?	X		
<u>7) Corrective actions as needed, by date:</u>			
<u>Signature and Seal of PE/PG responsible for inspection</u>			

Groundwater Monitoring Well Integrity Form

Site Name: Plant Scherer

Permit Number:

Well ID: GWA-48

Date: 02/20/2023

	Yes	No	N/A
<u>1) Location/Identification</u>			
A Is the well visible and accessible?	X		
B Is the well properly identified with correct well ID?	X		
C Is the well in a high traffic area and does the well require protection from traffic?		X	
D Is the drainage around the well acceptable? (no standing water, nor is well located in obvious drainage flow path)	X		
<u>2) Protective Casing</u>			
A Is the protective casing free from apparent damage and able to be secured?	X		
B Is the casing free of degradation or deterioration?	X		
C Does the casing have a functioning weep hole?	X		
D Is the annular space between the casings clear of debris and water, or filled with pea gravel/sand?	X		
E Is the well locked and is the lock in good condition?	X		
<u>3) Surface Pad</u>			
A Is the well pad in good condition (not cracked/broken)?	X		
B Is the well pad sloped away from the protective casing?	X		
C Is the well pad in complete contact with the ground surface and stable?	X		
D Is the well pad in complete contact with the protective casing?	X		
E Is the pad surface clean (not covered with sediment or debris)?		X	
<u>4) Internal Casing</u>			
A Does the cap prevent entry of foreign material into the well?	X		
B Is the casing free of kinks/bends, or any obstructions from foreign objects (such as bailers)?	X		
C Is the well properly vented for equilibration of air pressure?	X		
D Is the survey point clearly marked on the inner casing?	X		
E Is the depth of the well consistent with the original well log?	X		
F Is the casing stable? (Does PVC move easily when touched or can be taken apart by hand due to lack of grout or use of slip couplings in construction)	X		
<u>5) Sampling: Groundwater Wells Only</u>			
A Does water recharge adequately when purged?	X		
B If dedicated sampling equipment installed, is it in good condition and specified in the approved groundwater monitoring plan for the facility?	X		
C Does the well require redevelopment (low flow/turbidity)?		X	
6 Based on professional judgement, is the well construction / location appropriate to 1) achieve the objectives of the Groundwater Monitoring Program and 2) comply with the applicable regulatory requirements?	X		
7 Corrective actions as needed, by date:			Ants on well pad, needs removal
<u>Signature and Seal of PE/PG responsible for inspection</u>			

Groundwater Monitoring Well Integrity Form

Site Name: Plant Scherer

Permit Number:

Well ID: GWA-49

Date: 02/20/2023

	Yes	No	N/A
<u>1) Location/Identification</u>			
A Is the well visible and accessible?	X		
B Is the well properly identified with correct well ID?	X		
C Is the well in a high traffic area and does the well require protection from traffic?		X	
D Is the drainage around the well acceptable? (no standing water, nor is well located in obvious drainage flow path)	X		
<u>2) Protective Casing</u>			
A Is the protective casing free from apparent damage and able to be secured?	X		
B Is the casing free of degradation or deterioration?	X		
C Does the casing have a functioning weep hole?	X		
D Is the annular space between the casings clear of debris and water, or filled with pea gravel/sand?	X		
E Is the well locked and is the lock in good condition?	X		
<u>3) Surface Pad</u>			
A Is the well pad in good condition (not cracked/broken)?	X		
B Is the well pad sloped away from the protective casing?	X		
C Is the well pad in complete contact with the ground surface and stable?	X		
D Is the well pad in complete contact with the protective casing?	X		
E Is the pad surface clean (not covered with sediment or debris)?		X	
<u>4) Internal Casing</u>			
A Does the cap prevent entry of foreign material into the well?	X		
B Is the casing free of kinks/bends, or any obstructions from foreign objects (such as bailers)?	X		
C Is the well properly vented for equilibration of air pressure?	X		
D Is the survey point clearly marked on the inner casing?	X		
E Is the depth of the well consistent with the original well log?	X		
F Is the casing stable? (Does PVC move easily when touched or can be taken apart by hand due to lack of grout or use of slip couplings in construction)	X		
<u>5) Sampling: Groundwater Wells Only</u>			
A Does water recharge adequately when purged? If dedicated sampling equipment installed, is it in good condition and specified in the approved groundwater monitoring plan for the facility?	X		
B Does the well require redevelopment (low flow/turbidity)?		X	
6) Based on professional judgement, is the well construction / location appropriate to 1) achieve the objectives of the Groundwater Monitoring Program and 2) comply with the applicable regulatory requirements?	X		
7) Corrective actions as needed, by date:			Ants on well pad, needs removal
<u>Signature and Seal of PE/PG responsible for inspection</u>			

Groundwater Monitoring Well Integrity Form

Site Name: Plant Scherer

Permit Number:

Well ID: GWC-50

Date: 02/20/2023

	Yes	No	N/A
<u>1) Location/Identification</u>			
A Is the well visible and accessible?	X		
B Is the well properly identified with correct well ID?	X		
C Is the well in a high traffic area and does the well require protection from traffic?		X	
D Is the drainage around the well acceptable? (no standing water, nor is well located in obvious drainage flow path)	X		
<u>2) Protective Casing</u>			
A Is the protective casing free from apparent damage and able to be secured?	X		
B Is the casing free of degradation or deterioration?	X		
C Does the casing have a functioning weep hole?	X		
D Is the annular space between the casings clear of debris and water, or filled with pea gravel/sand?	X		
E Is the well locked and is the lock in good condition?	X		
<u>3) Surface Pad</u>			
A Is the well pad in good condition (not cracked/broken)?	X		
B Is the well pad sloped away from the protective casing?	X		
C Is the well pad in complete contact with the ground surface and stable?	X		
D Is the well pad in complete contact with the protective casing?	X		
E Is the pad surface clean (not covered with sediment or debris)?	X		
<u>4) Internal Casing</u>			
A Does the cap prevent entry of foreign material into the well?	X		
B Is the casing free of kinks/bends, or any obstructions from foreign objects (such as bailers)?	X		
C Is the well properly vented for equilibration of air pressure?	X		
D Is the survey point clearly marked on the inner casing?	X		
E Is the depth of the well consistent with the original well log?	X		
F Is the casing stable? (Does PVC move easily when touched or can be taken apart by hand due to lack of grout or use of slip couplings in construction)	X		
<u>5) Sampling: Groundwater Wells Only</u>			
A Does water recharge adequately when purged?	X		
B If dedicated sampling equipment installed, is it in good condition and specified in the approved groundwater monitoring plan for the facility?	X		
C Does the well require redevelopment (low flow/turbidity)?		X	
6) Based on professional judgement, is the well construction / location appropriate to 1) achieve the objectives of the Groundwater Monitoring Program and 2) comply with the applicable regulatory requirements?	X		
<u>7) Corrective actions as needed, by date:</u>			
<u>Signature and Seal of PE/PG responsible for inspection</u>			

Groundwater Monitoring Well Integrity Form

Site Name: Plant Scherer

Permit Number:

Well ID: GWC-51

Date: 02/20/2023

	Yes	No	N/A
<u>1) Location/Identification</u>			
A Is the well visible and accessible?	X		
B Is the well properly identified with correct well ID?	X		
C Is the well in a high traffic area and does the well require protection from traffic?		X	
D Is the drainage around the well acceptable? (no standing water, nor is well located in obvious drainage flow path)	X		
<u>2) Protective Casing</u>			
A Is the protective casing free from apparent damage and able to be secured?	X		
B Is the casing free of degradation or deterioration?	X		
C Does the casing have a functioning weep hole?	X		
D Is the annular space between the casings clear of debris and water, or filled with pea gravel/sand?	X		
E Is the well locked and is the lock in good condition?	X		
<u>3) Surface Pad</u>			
A Is the well pad in good condition (not cracked/broken)?	X		
B Is the well pad sloped away from the protective casing?	X		
C Is the well pad in complete contact with the ground surface and stable?	X		
D Is the well pad in complete contact with the protective casing?	X		
E Is the pad surface clean (not covered with sediment or debris)?	X		
<u>4) Internal Casing</u>			
A Does the cap prevent entry of foreign material into the well?		X	
B Is the casing free of kinks/bends, or any obstructions from foreign objects (such as bailers)?	X		
C Is the well properly vented for equilibration of air pressure?	X		
D Is the survey point clearly marked on the inner casing?	X		
E Is the depth of the well consistent with the original well log?	X		
F Is the casing stable? (Does PVC move easily when touched or can be taken apart by hand due to lack of grout or use of slip couplings in construction)	X		
<u>5) Sampling: Groundwater Wells Only</u>			
A Does water recharge adequately when purged?	X		
B If dedicated sampling equipment installed, is it in good condition and specified in the approved groundwater monitoring plan for the facility?	X		
C Does the well require redevelopment (low flow/turbidity)?		X	
6) Based on professional judgement, is the well construction / location appropriate to 1) achieve the objectives of the Groundwater Monitoring Program and 2) comply with the applicable regulatory requirements?	X		
7) Corrective actions as needed, by date:	Replace missing well cap		
<u>Signature and Seal of PE/PG responsible for inspection</u>			

Groundwater Monitoring Well Integrity Form

Site Name: Plant Scherer

Permit Number:

Well ID: GWC-52

Date: 02/20/2023

	Yes	No	N/A
<u>1) Location/Identification</u>			
A Is the well visible and accessible?	X		
B Is the well properly identified with correct well ID?	X		
C Is the well in a high traffic area and does the well require protection from traffic?		X	
D Is the drainage around the well acceptable? (no standing water, nor is well located in obvious drainage flow path)	X		
<u>2) Protective Casing</u>			
A Is the protective casing free from apparent damage and able to be secured?	X		
B Is the casing free of degradation or deterioration?	X		
C Does the casing have a functioning weep hole?	X		
D Is the annular space between the casings clear of debris and water, or filled with pea gravel/sand?	X		
E Is the well locked and is the lock in good condition?	X		
<u>3) Surface Pad</u>			
A Is the well pad in good condition (not cracked/broken)?	X		
B Is the well pad sloped away from the protective casing?	X		
C Is the well pad in complete contact with the ground surface and stable?	X		
D Is the well pad in complete contact with the protective casing?	X		
E Is the pad surface clean (not covered with sediment or debris)?	X		
<u>4) Internal Casing</u>			
A Does the cap prevent entry of foreign material into the well?	X		
B Is the casing free of kinks/bends, or any obstructions from foreign objects (such as bailers)?	X		
C Is the well properly vented for equilibration of air pressure?	X		
D Is the survey point clearly marked on the inner casing?	X		
E Is the depth of the well consistent with the original well log?	X		
F Is the casing stable? (Does PVC move easily when touched or can be taken apart by hand due to lack of grout or use of slip couplings in construction)	X		
<u>5) Sampling: Groundwater Wells Only</u>			
A Does water recharge adequately when purged? If dedicated sampling equipment installed, is it in good condition and specified in the approved groundwater monitoring plan for the facility?	X		
B Does the well require redevelopment (low flow/turbidity)?		X	
6 Based on professional judgement, is the well construction / location appropriate to 1) achieve the objectives of the Groundwater Monitoring Program and 2) comply with the applicable regulatory requirements?	X		
<u>7) Corrective actions as needed, by date:</u>			
<u>Signature and Seal of PE/PG responsible for inspection</u>			

Groundwater Monitoring Well Integrity Form

Site Name: Plant Scherer

Permit Number:

Well ID: GWC-53

Date: 02/20/2023

	Yes	No	N/A
<u>1) Location/Identification</u>			
A Is the well visible and accessible?	X		
B Is the well properly identified with correct well ID?	X		
C Is the well in a high traffic area and does the well require protection from traffic?		X	
D Is the drainage around the well acceptable? (no standing water, nor is well located in obvious drainage flow path)	X		
<u>2) Protective Casing</u>			
A Is the protective casing free from apparent damage and able to be secured?	X		
B Is the casing free of degradation or deterioration?	X		
C Does the casing have a functioning weep hole?	X		
D Is the annular space between the casings clear of debris and water, or filled with pea gravel/sand?	X		
E Is the well locked and is the lock in good condition?	X		
<u>3) Surface Pad</u>			
A Is the well pad in good condition (not cracked/broken)?	X		
B Is the well pad sloped away from the protective casing?	X		
C Is the well pad in complete contact with the ground surface and stable?	X		
D Is the well pad in complete contact with the protective casing?	X		
E Is the pad surface clean (not covered with sediment or debris)?	X		
<u>4) Internal Casing</u>			
A Does the cap prevent entry of foreign material into the well?		X	
B Is the casing free of kinks/bends, or any obstructions from foreign objects (such as bailers)?	X		
C Is the well properly vented for equilibration of air pressure?	X		
D Is the survey point clearly marked on the inner casing?	X		
E Is the depth of the well consistent with the original well log?	X		
F Is the casing stable? (Does PVC move easily when touched or can be taken apart by hand due to lack of grout or use of slip couplings in construction)	X		
<u>5) Sampling: Groundwater Wells Only</u>			
A Does water recharge adequately when purged?	X		
B If dedicated sampling equipment installed, is it in good condition and specified in the approved groundwater monitoring plan for the facility?	X		
C Does the well require redevelopment (low flow/turbidity)?		X	
6) Based on professional judgement, is the well construction / location appropriate to 1) achieve the objectives of the Groundwater Monitoring Program and 2) comply with the applicable regulatory requirements?	X		
<u>7) Corrective actions as needed, by date:</u>			
<u>Signature and Seal of PE/PG responsible for inspection</u>			

APPENDIX C

**Well Condition Assessment Forms
August 2023**

Site Name: Plant Scherer

Well Inspection

Date: 7/31/2023

Permit Number: _____

Field Conditions: _____

Well ID:	Location/Identification			
	Visible and accessible	Properly identified with correct well ID	Located in high traffic area; does the well require protection from traffic	Acceptable drainage around well (no standing water, not located in obvious drainage flow path)
SGWA-1	Yes	Yes	No	Yes
SGWA-2	Yes	Yes	No	Yes
SGWA-3	Yes	Yes	No	Yes
SGWA-4	Yes	Yes	No	Yes
SGWA-5	Yes	Yes	No	Yes
SGWC-6	Yes	Yes	No	Yes
SGWC-7	Yes	Yes	No	Yes
SGWC-8	Yes	Yes	No	Yes
SGWC-9	Yes	Yes	No	Yes
SGWC-10	Yes	Yes	No	Yes
SGWC-11	Yes	Yes	No	Yes
SGWC-12	Yes	Yes	No	Yes
SGWC-13	Yes	Yes	No	Yes
SGWC-14	Yes	Yes	No	Yes
SGWC-15	Yes	Yes	No	Yes
SGWC-16	Yes	Yes	No	Yes
SGWC-17	Yes	Yes	No	Yes
SGWC-18	Yes	Yes	No	Yes
SGWC-19	Yes	Yes	No	Yes
SGWC-20	Yes	Yes	No	Yes
SGWC-21	Yes	Yes	No	Yes
SGWC-22	Yes	Yes	No	Yes
SGWC-23	Yes	Yes	No	Yes
SGWA-24	Yes	Yes	No	Yes
SGWA-25	Yes	Yes	No	Yes
PZ-13S	Yes	Yes	No	Yes
PZ-14S	Yes	Yes	No	Yes
PZ-17I	Yes	No	No	Yes
PZ-39S	Yes	No	No	Yes
PZ-40I	Yes	No	No	Yes
PZ-41S	Yes	Yes	No	Yes
PZ-42I	Yes	No	No	Yes
PZ-43S	Yes	No	No	Yes
PZ-44I	Yes	No	No	Yes
PZ-69I	Yes	Yes	No	Yes
PZ-2I	Yes	Yes	No	Yes
PZ-3S	Yes	Yes	No	Yes
PZ-5I	Yes	Yes	No	Yes
PZ-9I	Yes	Yes	No	Yes

Site Name: Plant Scherer

Well Inspection

Date: 7/31/2023

Permit Number: _____

Field Conditions: _____

Well ID:	Location/Identification			
	Visible and accessible	Properly identified with correct well ID	Located in high traffic area; does the well require protection from traffic	Acceptable drainage around well (no standing water, not located in obvious drainage flow path)
PZ-10S	Yes	Yes	No	Yes
PZ-11S	Yes	Yes	No	Yes
PZ-12S	Yes	Yes	No	Yes
PZ-14I	Yes	Yes	No	Yes
PZ-15S	Yes	No	No	Yes
PZ-19I	Yes	No	No	Yes
PZ-19S	Yes	No	No	Yes
PZ-20I	Yes	No	No	Yes
PZ-21S	Yes	No	No	Yes
PZ-25S	Yes	Yes	No	Yes
PZ-25I	Yes	Yes	No	Yes
PZ-26S	Yes	Yes	No	Yes
PZ-27D	Yes	Yes	No	Yes
PZ-27S	Yes	Yes	No	Yes
PZ-28I	Yes	Yes	No	Yes
PZ-29S	Yes	Yes	No	Yes
PZ-30I	Yes	Yes	No	Yes
PZ-31I	Yes	Yes	No	Yes
PZ-32D	No	Yes	No	Yes
PZ-32S	No	Yes	No	Yes
PZ-33I	Yes	Yes	No	Yes
PZ-34S	Yes	Yes	No	Yes
PZ-35I	Yes	Yes	No	Yes
PZ-36I	Yes	No	No	Yes
PZ-36S	Yes	Yes	No	Yes
PZ-37I	Yes	Yes	No	Yes
PZ-38I	Yes	Yes	No	Yes
PZ-45D	Yes	Yes	No	Yes
PZ-46D	Yes	Yes	No	Yes
PZ-47D	Yes	Yes	No	Yes
PZ-48S	Yes	Yes	No	Yes
PZ-49D	No	No	No	Yes
PZ-49S	Yes	Yes	No	Yes
PZ-51D	Yes	Yes	No	Yes
PZ-52	Yes	Yes	No	Yes
PZ-53	Yes	Yes	No	Yes
PZ-54	Yes	Yes	No	Yes

Site Name: Plant Scherer**Well Inspection**Date: 7/31/2023

Permit Number: _____

Field Conditions: _____

Well ID:	Location/Identification			
	Visible and accessible	Properly identified with correct well ID	Located in high traffic area; does the well require protection from traffic	Acceptable drainage around well (no standing water, not located in obvious drainage flow path)
PZ-55	Yes	Yes	No	Yes
PZ-56	Yes	Yes	No	Yes
PZ-57	Yes	Yes	No	Yes
PZ-58	Yes	Yes	No	Yes
PZ-59S	Yes	Yes	No	Yes
PZ-59D	Yes	Yes	No	Yes
PZ-60S	Yes	Yes	No	Yes
PZ-60D	Yes	Yes	No	Yes
PZ-61	Yes	Yes	No	Yes
PZ-62	Yes	Yes	No	Yes
PZ-63	Yes	Yes	No	Yes
PZ-64	Yes	Yes	No	Yes
PZ-65	Yes	Yes	No	Yes
PZ-66D	Yes	Yes	No	Yes
PZ-66	Yes	Yes	No	Yes
PZ-67D	Yes	Yes	No	Yes
PZ-67	Yes	Yes	No	Yes
PZ-68	Yes	Yes	No	Yes
LPZ-01	Yes	Yes	No	Yes
LPZ-02	Yes	Yes	No	Yes
LPZ-03	Yes	Yes	No	Yes
LPZ-04	Yes	Yes	No	Yes
LPZ-05	Yes	Yes	No	Yes
B-102A	Yes	Yes	No	Yes
B-102B	Yes	Yes	No	Yes
B-103A	Yes	Yes	No	Yes
B-103B	Yes	Yes	No	Yes
B-104A	Yes	Yes	No	Yes
B-104B	Yes	Yes	No	Yes
GWC-30	Yes	Yes	No	Yes
GWC-31	Yes	Yes	No	Yes
GWC-32	Yes	Yes	No	Yes
GWC-33A	Yes	Yes	No	Yes
GWC-34	Yes	Yes	No	Yes
GWC-35	Yes	Yes	No	Yes
GWC-36	Yes	Yes	No	Yes
GWC-37	Yes	Yes	No	Yes

Site Name: Plant Scherer

Well Inspection

Date: 7/31/2023

Permit Number: _____

Field Conditions: _____

Well ID:	Location/Identification			
	Visible and accessible	Properly identified with correct well ID	Located in high traffic area; does the well require protection from traffic	Acceptable drainage around well (no standing water, not located in obvious drainage flow path)
GWC-38	Yes	Yes	No	Yes
GWA-39	Yes	Yes	No	Yes
GWA-40	Yes	Yes	No	Yes
GWA-41	Yes	Yes	No	Yes
GWA-42	Yes	Yes	No	Yes
GWA-43	Yes	Yes	No	Yes
GWA-44	Yes	Yes	No	Yes
GWA-44A	Yes	Yes	No	Yes
GWA-54	Yes	Yes	No	Yes
GWC-1	Yes	Yes	No	Yes
GWC-2	Yes	Yes	No	Yes
GWC-3	Yes	Yes	No	Yes
GWC-4	Yes	Yes	No	Yes
GWC-5	Yes	Yes	No	Yes
GWC-6	Yes	Yes	No	Yes
GWC-7	Yes	Yes	No	Yes
GWC-8	Yes	Yes	No	Yes
GWC-8A	Yes	Yes	No	No
GWC-9	Yes	Yes	No	Yes
GWC-10	Yes	Yes	No	Yes
GWC-11	Yes	Yes	No	Yes
GWC-12	Yes	Yes	No	Yes
GWC-13	Yes	Yes	No	Yes
GWC-14	Yes	Yes	No	Yes
GWA-15	Yes	Yes	No	Yes
GWA-16	Yes	Yes	No	Yes
GWA-17	Yes	Yes	No	Yes
GWC-18	Yes	Yes	No	Yes
GWC-19	Yes	Yes	No	Yes
GWC-20	Yes	Yes	No	Yes
GWA-21	Yes	Yes	No	Yes
GWA-22	Yes	Yes	No	Yes
GWC-29	Yes	Yes	No	Yes
GWA-45	Yes	Yes	No	Yes
GWA-46	Yes	Yes	No	Yes
GWA-47	Yes	Yes	No	Yes
GWA-48	Yes	Yes	No	Yes

Site Name: Plant Scherer

Well Inspection

Date: 7/31/2023

Permit Number: _____

Field Conditions: _____

	Location/Identification			
	Visible and accessible	Properly identified with correct well ID	Located in high traffic area; does the well require protection from traffic	Acceptable drainage around well (no standing water, not located in obvious drainage flow path)
Well ID:				
GWA-49	Yes	Yes	No	Yes
GWC-50	Yes	Yes	No	Yes
GWC-51	Yes	Yes	No	Yes
GWC-52	Yes	Yes	No	Yes
GWC-53	Yes	Yes	No	Yes

Site Name: Plant Scherer

Well Inspection

Date: 7/31/2023

Permit Number: _____

Field Conditions: _____

Well ID:	Protective Casing				
	Free from apparent damage and able to be secured	No degradation or deterioration	Functioning weep hole	Annular space clear of debris and water, or filled with pea gravel/sand	Locked and is the lock in good condition
SGWA-1	Yes	Yes	Yes	Yes	Yes
SGWA-2	Yes	Yes	Yes	Yes	Yes
SGWA-3	Yes	Yes	Yes	Yes	Yes
SGWA-4	No	Yes	Yes	Yes	No
SGWA-5	Yes	Yes	Yes	Yes	Yes
SGWC-6	No	Yes	Yes	Yes	Yes
SGWC-7	Yes	Yes	Yes	Yes	Yes
SGWC-8	No	Yes	Yes	Yes	No
SGWC-9	Yes	Yes	Yes	Yes	Yes
SGWC-10	No	Yes	Yes	Yes	Yes
SGWC-11	Yes	Yes	Yes	Yes	Yes
SGWC-12	No	Yes	Yes	Yes	Yes
SGWC-13	No	Yes	Yes	Yes	No
SGWC-14	Yes	Yes	Yes	Yes	Yes
SGWC-15	Yes	Yes	Yes	Yes	Yes
SGWC-16	Yes	Yes	Yes	Yes	Yes
SGWC-17	Yes	Yes	Yes	Yes	Yes
SGWC-18	Yes	Yes	Yes	Yes	No
SGWC-19	Yes	Yes	Yes	Yes	Yes
SGWC-20	Yes	Yes	Yes	Yes	No
SGWC-21	Yes	Yes	Yes	Yes	Yes
SGWC-22	Yes	Yes	Yes	Yes	Yes
SGWC-23	Yes	Yes	Yes	Yes	Yes
SGWA-24	Yes	Yes	Yes	Yes	Yes
SGWA-25	Yes	Yes	Yes	Yes	Yes
PZ-13S	Yes	Yes	Yes	Yes	Yes
PZ-14S	Yes	Yes	Yes	Yes	Yes
PZ-17I	Yes	Yes	Yes	Yes	Yes
PZ-39S	Yes	Yes	Yes	Yes	Yes
PZ-40I	Yes	Yes	Yes	Yes	Yes
PZ-41S	Yes	Yes	Yes	Yes	Yes
PZ-42I	Yes	Yes	Yes	Yes	Yes
PZ-43S	Yes	Yes	Yes	Yes	Yes
PZ-44I	Yes	Yes	Yes	Yes	Yes
PZ-69I	Yes	Yes	Yes	Yes	Yes
PZ-2I	Yes	Yes	Yes	Yes	Yes
PZ-3S	Yes	Yes	Yes	Yes	Yes
PZ-5I	Yes	Yes	Yes	Yes	Yes
PZ-9I	Yes	Yes	Yes	Yes	Yes

Site Name: Plant Scherer

Well Inspection

Date: 7/31/2023

Permit Number: _____

Field Conditions: _____

Well ID:	Protective Casing				
	Free from apparent damage and able to be secured	No degradation or deterioration	Functioning weep hole	Annular space clear of debris and water, or filled with pea gravel/sand	Locked and is the lock in good condition
PZ-10S	Yes	Yes	Yes	Yes	Yes
PZ-11S	Yes	Yes	Yes	Yes	Yes
PZ-12S	Yes	Yes	Yes	Yes	Yes
PZ-14I	Yes	Yes	Yes	Yes	Yes
PZ-15S	No	Yes	Yes	Yes	Yes
PZ-19I	Yes	Yes	Yes	Yes	Yes
PZ-19S	Yes	Yes	Yes	Yes	Yes
PZ-20I	Yes	Yes	Yes	Yes	Yes
PZ-21S	Yes	Yes	Yes	Yes	Yes
PZ-25S	Yes	Yes	Yes	Yes	Yes
PZ-25I	Yes	Yes	Yes	Yes	Yes
PZ-26S	Yes	Yes	Yes	Yes	Yes
PZ-27D	Yes	Yes	Yes	Yes	Yes
PZ-27S	Yes	Yes	Yes	Yes	Yes
PZ-28I	Yes	Yes	Yes	Yes	Yes
PZ-29S	Yes	Yes	Yes	Yes	Yes
PZ-30I	Yes	Yes	Yes	Yes	Yes
PZ-31I	Yes	Yes	Yes	Yes	Yes
PZ-32D	Yes	Yes	Yes	Yes	Yes
PZ-32S	Yes	Yes	Yes	Yes	Yes
PZ-33I	Yes	Yes	Yes	Yes	Yes
PZ-34S	Yes	Yes	Yes	Yes	Yes
PZ-35I	Yes	Yes	Yes	Yes	Yes
PZ-36I	Yes	Yes	Yes	Yes	Yes
PZ-36S	Yes	Yes	Yes	Yes	Yes
PZ-37I	Yes	Yes	Yes	Yes	Yes
PZ-38I	Yes	Yes	Yes	Yes	Yes
PZ-45D	Yes	Yes	Yes	Yes	Yes
PZ-46D	Yes	Yes	Yes	Yes	Yes
PZ-47D	Yes	Yes	Yes	Yes	Yes
PZ-48S	Yes	Yes	Yes	Yes	Yes
PZ-49D	Yes	Yes	Yes	Yes	Yes
PZ-49S	Yes	Yes	Yes	Yes	Yes
PZ-51D	Yes	Yes	Yes	Yes	Yes
PZ-52	Yes	Yes	Yes	Yes	Yes
PZ-53	Yes	Yes	Yes	Yes	Yes
PZ-54	Yes	Yes	Yes	Yes	Yes

Site Name: Plant Scherer

Well Inspection

Date: 7/31/2023

Permit Number: _____

Field Conditions: _____

Well ID:	Protective Casing				
	Free from apparent damage and able to be secured	No degradation or deterioration	Functioning weep hole	Annular space clear of debris and water, or filled with pea gravel/sand	Locked and is the lock in good condition
PZ-55	Yes	Yes	Yes	Yes	Yes
PZ-56	Yes	Yes	Yes	Yes	Yes
PZ-57	Yes	Yes	Yes	Yes	Yes
PZ-58	Yes	Yes	Yes	Yes	Yes
PZ-59S	Yes	Yes	Yes	Yes	Yes
PZ-59D	Yes	Yes	Yes	Yes	Yes
PZ-60S	Yes	Yes	Yes	Yes	Yes
PZ-60D	Yes	Yes	Yes	Yes	Yes
PZ-61	Yes	Yes	Yes	Yes	Yes
PZ-62	Yes	Yes	Yes	Yes	Yes
PZ-63	Yes	Yes	Yes	Yes	Yes
PZ-64	Yes	Yes	Yes	Yes	Yes
PZ-65	Yes	Yes	Yes	Yes	Yes
PZ-66D	Yes	Yes	Yes	Yes	Yes
PZ-66	Yes	Yes	Yes	Yes	Yes
PZ-67D	Yes	Yes	Yes	Yes	Yes
PZ-67	Yes	Yes	Yes	Yes	Yes
PZ-68	Yes	Yes	Yes	Yes	Yes
LPZ-01	Yes	Yes	Yes	Yes	Yes
LPZ-02	Yes	Yes	Yes	Yes	Yes
LPZ-03	Yes	Yes	Yes	Yes	Yes
LPZ-04	Yes	Yes	Yes	Yes	Yes
LPZ-05	Yes	Yes	Yes	Yes	Yes
B-102A	Yes	Yes	Yes	Yes	Yes
B-102B	Yes	Yes	Yes	Yes	Yes
B-103A	Yes	Yes	Yes	Yes	Yes
B-103B	Yes	Yes	Yes	Yes	Yes
B-104A	Yes	Yes	Yes	Yes	Yes
B-104B	Yes	Yes	Yes	Yes	Yes
GWC-30	Yes	Yes	Yes	Yes	Yes
GWC-31	Yes	Yes	Yes	Yes	Yes
GWC-32	Yes	Yes	Yes	Yes	Yes
GWC-33A	Yes	Yes	Yes	Yes	Yes
GWC-34	Yes	Yes	Yes	Yes	Yes
GWC-35	Yes	Yes	Yes	Yes	Yes
GWC-36	Yes	Yes	Yes	Yes	Yes
GWC-37	Yes	Yes	Yes	Yes	Yes

Site Name: Plant Scherer

Well Inspection

Date: 7/31/2023

Permit Number: _____

Field Conditions: _____

Well ID:	Protective Casing				
	Free from apparent damage and able to be secured	No degradation or deterioration	Functioning weep hole	Annular space clear of debris and water, or filled with pea gravel/sand	Locked and is the lock in good condition
GWC-38	Yes	Yes	Yes	Yes	Yes
GWA-39	Yes	Yes	Yes	Yes	Yes
GWA-40	Yes	Yes	Yes	Yes	Yes
GWA-41	Yes	Yes	Yes	Yes	Yes
GWA-42	Yes	Yes	Yes	Yes	Yes
GWA-43	Yes	Yes	Yes	Yes	Yes
GWA-44	Yes	Yes	Yes	Yes	Yes
GWA-44A	Yes	Yes	Yes	Yes	Yes
GWA-54	Yes	Yes	Yes	Yes	Yes
GWC-1	Yes	Yes	Yes	Yes	Yes
GWC-2	Yes	Yes	Yes	Yes	Yes
GWC-3	Yes	Yes	Yes	Yes	Yes
GWC-4	Yes	Yes	Yes	Yes	Yes
GWC-5	Yes	Yes	Yes	Yes	Yes
GWC-6	Yes	Yes	Yes	Yes	Yes
GWC-7	Yes	Yes	Yes	Yes	Yes
GWC-8	Yes	Yes	Yes	Yes	Yes
GWC-8A	Yes	Yes	Yes	Yes	Yes
GWC-9	Yes	Yes	Yes	Yes	Yes
GWC-10	Yes	Yes	Yes	Yes	Yes
GWC-11	Yes	Yes	Yes	Yes	Yes
GWC-12	Yes	Yes	Yes	Yes	Yes
GWC-13	Yes	Yes	Yes	Yes	Yes
GWC-14	Yes	Yes	Yes	Yes	Yes
GWA-15	Yes	Yes	Yes	Yes	Yes
GWA-16	Yes	Yes	Yes	Yes	Yes
GWA-17	Yes	Yes	Yes	Yes	Yes
GWC-18	Yes	Yes	Yes	Yes	Yes
GWC-19	Yes	Yes	Yes	Yes	Yes
GWC-20	Yes	Yes	Yes	Yes	Yes
GWA-21	Yes	Yes	Yes	Yes	Yes
GWA-22	Yes	Yes	Yes	Yes	Yes
GWC-29	Yes	Yes	Yes	Yes	Yes
GWA-45	Yes	Yes	Yes	Yes	Yes
GWA-46	Yes	Yes	Yes	Yes	Yes
GWA-47	Yes	Yes	Yes	Yes	Yes
GWA-48	Yes	Yes	Yes	Yes	Yes

Site Name: Plant Scherer

Well Inspection

Date: 7/31/2023

Permit Number: _____

Field Conditions: _____

Well ID:	Protective Casing				
	Free from apparent damage and able to be secured	No degradation or deterioration	Functioning weep hole	Annular space clear of debris and water, or filled with pea gravel/sand	Locked and is the lock in good condition
GWA-49	Yes	Yes	Yes	Yes	Yes
GWC-50	Yes	Yes	Yes	Yes	Yes
GWC-51	Yes	Yes	Yes	Yes	Yes
GWC-52	Yes	Yes	Yes	Yes	Yes
GWC-53	Yes	Yes	Yes	Yes	Yes

Site Name: Plant Scherer

Well Inspection

Date: 7/31/2023

Permit Number: _____

Field Conditions: _____

Well ID:	Surface Pad			Internal Casing		
	Good condition (not cracked/ broken)	Sloped away from the protective casing	In complete contact with the ground surface and stable	Cap prevents entry of foreign material into the well	Free of kinks/bends, or any obstructions from foreign objects (such as bailers)	Properly vented for equilibration of air pressure
SGWA-1	Yes	Yes	Yes	Yes	Yes	Yes
SGWA-2	Yes	Yes	Yes	Yes	Yes	Yes
SGWA-3	Yes	Yes	Yes	Yes	Yes	Yes
SGWA-4	Yes	Yes	Yes	Yes	Yes	Yes
SGWA-5	Yes	Yes	Yes	Yes	Yes	Yes
SGWC-6	Yes	Yes	Yes	Yes	Yes	Yes
SGWC-7	Yes	Yes	Yes	Yes	Yes	Yes
SGWC-8	Yes	Yes	Yes	Yes	Yes	Yes
SGWC-9	Yes	Yes	Yes	Yes	Yes	Yes
SGWC-10	Yes	Yes	Yes	Yes	Yes	Yes
SGWC-11	Yes	Yes	Yes	Yes	Yes	Yes
SGWC-12	Yes	Yes	Yes	Yes	Yes	Yes
SGWC-13	Yes	Yes	Yes	Yes	Yes	Yes
SGWC-14	Yes	Yes	Yes	Yes	Yes	Yes
SGWC-15	Yes	Yes	Yes	Yes	Yes	Yes
SGWC-16	Yes	Yes	Yes	Yes	Yes	Yes
SGWC-17	Yes	Yes	Yes	Yes	Yes	Yes
SGWC-18	Yes	Yes	Yes	Yes	Yes	Yes
SGWC-19	Yes	Yes	Yes	Yes	Yes	Yes
SGWC-20	Yes	Yes	Yes	Yes	Yes	Yes
SGWC-21	Yes	Yes	Yes	Yes	Yes	Yes
SGWC-22	Yes	Yes	Yes	Yes	Yes	Yes
SGWC-23	Yes	Yes	Yes	Yes	Yes	Yes
SGWA-24	Yes	Yes	Yes	Yes	Yes	Yes
SGWA-25	Yes	Yes	Yes	Yes	Yes	Yes
PZ-13S	Yes	Yes	Yes	Yes	Yes	Yes
PZ-14S	Yes	Yes	Yes	Yes	Yes	Yes
PZ-17I	Yes	Yes	Yes	No	Yes	Yes
PZ-39S	Yes	Yes	Yes	Yes	Yes	Yes
PZ-40I	Yes	Yes	Yes	Yes	Yes	Yes
PZ-41S	Yes	Yes	Yes	Yes	Yes	Yes
PZ-42I	Yes	Yes	Yes	Yes	Yes	Yes
PZ-43S	Yes	Yes	Yes	Yes	Yes	Yes
PZ-44I	Yes	Yes	Yes	Yes	Yes	Yes
PZ-69I	Yes	Yes	Yes	Yes	Yes	Yes
PZ-2I	Yes	Yes	Yes	Yes	Yes	Yes
PZ-3S	Yes	Yes	Yes	Yes	Yes	Yes
PZ-5I	Yes	Yes	Yes	Yes	Yes	Yes
PZ-9I	Yes	Yes	Yes	Yes	Yes	Yes

Site Name: Plant Scherer

Well Inspection

Date: 7/31/2023

Permit Number: _____

Field Conditions: _____

Well ID:	Surface Pad			Internal Casing		
	Good condition (not cracked/ broken)	Sloped away from the protective casing	In complete contact with the ground surface and stable	Cap prevents entry of foreign material into the well	Free of kinks/bends, or any obstructions from foreign objects (such as bailers)	Properly vented for equilibration of air pressure
PZ-10S	Yes	Yes	Yes	Yes	Yes	Yes
PZ-11S	Yes	Yes	Yes	Yes	Yes	Yes
PZ-12S	Yes	Yes	Yes	Yes	Yes	Yes
PZ-14I	Yes	Yes	Yes	Yes	Yes	Yes
PZ-15S	Yes	Yes	Yes	Yes	Yes	Yes
PZ-19I	Yes	Yes	Yes	Yes	Yes	Yes
PZ-19S	Yes	Yes	Yes	Yes	Yes	Yes
PZ-20I	Yes	Yes	Yes	Yes	Yes	Yes
PZ-21S	Yes	Yes	Yes	Yes	Yes	Yes
PZ-25S	Yes	Yes	Yes	Yes	Yes	Yes
PZ-25I	Yes	Yes	Yes	Yes	Yes	Yes
PZ-26S	Yes	Yes	Yes	Yes	Yes	Yes
PZ-27D	Yes	Yes	Yes	Yes	Yes	Yes
PZ-27S	Yes	Yes	Yes	Yes	Yes	Yes
PZ-28I	Yes	Yes	Yes	Yes	Yes	Yes
PZ-29S	Yes	Yes	Yes	Yes	Yes	Yes
PZ-30I	Yes	Yes	Yes	Yes	Yes	Yes
PZ-31I	Yes	Yes	Yes	Yes	Yes	Yes
PZ-32D	Yes	Yes	Yes	Yes	Yes	Yes
PZ-32S	Yes	Yes	Yes	Yes	Yes	Yes
PZ-33I	Yes	Yes	Yes	Yes	Yes	Yes
PZ-34S	Yes	Yes	Yes	Yes	Yes	Yes
PZ-35I	Yes	Yes	Yes	Yes	Yes	Yes
PZ-36I	Yes	Yes	Yes	Yes	Yes	Yes
PZ-36S	Yes	Yes	Yes	Yes	Yes	Yes
PZ-37I	Yes	Yes	Yes	Yes	Yes	Yes
PZ-38I	Yes	Yes	Yes	Yes	Yes	Yes
PZ-45D	Yes	Yes	Yes	Yes	Yes	Yes
PZ-46D	Yes	Yes	Yes	Yes	Yes	Yes
PZ-47D	Yes	Yes	Yes	Yes	Yes	Yes
PZ-48S	Yes	Yes	Yes	Yes	Yes	Yes
PZ-49D	Yes	Yes	Yes	Yes	Yes	Yes
PZ-49S	Yes	Yes	Yes	Yes	Yes	Yes
PZ-51D	Yes	Yes	Yes	Yes	Yes	Yes
PZ-52	Yes	Yes	Yes	Yes	Yes	Yes
PZ-53	Yes	Yes	Yes	Yes	Yes	Yes
PZ-54	Yes	Yes	Yes	Yes	Yes	Yes

Site Name: Plant Scherer

Well Inspection

Date: 7/31/2023

Permit Number: _____

Field Conditions: _____

Well ID:	Surface Pad			Internal Casing		
	Good condition (not cracked/ broken)	Sloped away from the protective casing	In complete contact with the ground surface and stable	Cap prevents entry of foreign material into the well	Free of kinks/bends, or any obstructions from foreign objects (such as bailers)	Properly vented for equilibration of air pressure
PZ-55	Yes	Yes	Yes	Yes	Yes	Yes
PZ-56	Yes	Yes	Yes	Yes	Yes	Yes
PZ-57	Yes	Yes	Yes	Yes	Yes	Yes
PZ-58	Yes	Yes	Yes	Yes	Yes	Yes
PZ-59S	Yes	Yes	Yes	Yes	Yes	Yes
PZ-59D	Yes	Yes	Yes	Yes	Yes	Yes
PZ-60S	Yes	Yes	Yes	Yes	Yes	Yes
PZ-60D	Yes	Yes	Yes	Yes	Yes	Yes
PZ-61	Yes	Yes	Yes	Yes	Yes	Yes
PZ-62	Yes	Yes	Yes	Yes	Yes	Yes
PZ-63	Yes	Yes	Yes	Yes	Yes	Yes
PZ-64	Yes	Yes	Yes	Yes	Yes	Yes
PZ-65	Yes	Yes	Yes	Yes	Yes	Yes
PZ-66D	Yes	Yes	Yes	Yes	Yes	Yes
PZ-66	Yes	Yes	Yes	Yes	Yes	Yes
PZ-67D	Yes	Yes	Yes	Yes	Yes	Yes
PZ-67	Yes	Yes	Yes	Yes	Yes	Yes
PZ-68	Yes	Yes	Yes	Yes	Yes	Yes
LPZ-01	Yes	Yes	Yes	Yes	Yes	Yes
LPZ-02	Yes	Yes	Yes	Yes	Yes	Yes
LPZ-03	Yes	Yes	Yes	Yes	Yes	Yes
LPZ-04	Yes	Yes	Yes	Yes	Yes	Yes
LPZ-05	Yes	Yes	Yes	Yes	Yes	Yes
B-102A	Yes	Yes	Yes	Yes	Yes	Yes
B-102B	Yes	Yes	Yes	Yes	Yes	Yes
B-103A	Yes	Yes	Yes	Yes	Yes	Yes
B-103B	Yes	Yes	Yes	Yes	Yes	Yes
B-104A	Yes	Yes	Yes	Yes	Yes	Yes
B-104B	Yes	Yes	Yes	Yes	Yes	Yes
GWC-30	Yes	Yes	Yes	Yes	Yes	Yes
GWC-31	Yes	Yes	Yes	Yes	Yes	Yes
GWC-32	Yes	Yes	Yes	Yes	Yes	Yes
GWC-33A	Yes	Yes	Yes	Yes	Yes	Yes
GWC-34	Yes	Yes	Yes	Yes	Yes	Yes
GWC-35	Yes	Yes	Yes	Yes	Yes	Yes
GWC-36	Yes	Yes	Yes	Yes	Yes	Yes
GWC-37	Yes	Yes	Yes	Yes	Yes	Yes

Site Name: Plant Scherer

Well Inspection

Date: 7/31/2023

Permit Number: _____

Field Conditions: _____

Well ID:	Surface Pad			Internal Casing		
	Good condition (not cracked/ broken)	Sloped away from the protective casing	In complete contact with the ground surface and stable	Cap prevents entry of foreign material into the well	Free of kinks/bends, or any obstructions from foreign objects (such as bailers)	Properly vented for equilibration of air pressure
GWC-38	Yes	Yes	Yes	Yes	Yes	Yes
GWA-39	Yes	Yes	Yes	Yes	Yes	Yes
GWA-40	Yes	Yes	Yes	Yes	Yes	Yes
GWA-41	Yes	Yes	Yes	Yes	Yes	Yes
GWA-42	Yes	Yes	Yes	Yes	Yes	Yes
GWA-43	Yes	Yes	Yes	Yes	Yes	Yes
GWA-44	Yes	Yes	Yes	Yes	Yes	Yes
GWA-44A	Yes	Yes	Yes	Yes	Yes	Yes
GWA-54	Yes	Yes	Yes	Yes	Yes	Yes
GWC-1	Yes	Yes	Yes	Yes	Yes	Yes
GWC-2	Yes	Yes	Yes	Yes	Yes	Yes
GWC-3	Yes	Yes	Yes	Yes	Yes	Yes
GWC-4	Yes	Yes	Yes	Yes	Yes	Yes
GWC-5	Yes	Yes	Yes	Yes	Yes	Yes
GWC-6	Yes	Yes	Yes	Yes	Yes	Yes
GWC-7	Yes	Yes	Yes	Yes	Yes	Yes
GWC-8	Yes	Yes	Yes	Yes	Yes	Yes
GWC-8A	Yes	Yes	Yes	Yes	Yes	Yes
GWC-9	Yes	Yes	Yes	Yes	Yes	Yes
GWC-10	Yes	Yes	Yes	Yes	Yes	Yes
GWC-11	Yes	Yes	Yes	Yes	Yes	Yes
GWC-12	Yes	Yes	Yes	Yes	Yes	Yes
GWC-13	Yes	Yes	Yes	Yes	Yes	Yes
GWC-14	Yes	Yes	Yes	Yes	Yes	Yes
GWA-15	Yes	Yes	Yes	Yes	Yes	Yes
GWA-16	Yes	Yes	Yes	Yes	Yes	Yes
GWA-17	Yes	Yes	Yes	Yes	Yes	Yes
GWC-18	Yes	Yes	Yes	Yes	Yes	Yes
GWC-19	Yes	Yes	Yes	Yes	Yes	Yes
GWC-20	Yes	Yes	Yes	Yes	Yes	Yes
GWA-21	Yes	Yes	Yes	Yes	Yes	Yes
GWA-22	Yes	Yes	Yes	No	Yes	Yes
GWC-29	Yes	Yes	Yes	Yes	Yes	Yes
GWA-45	Yes	Yes	Yes	Yes	Yes	Yes
GWA-46	Yes	Yes	Yes	Yes	Yes	Yes
GWA-47	Yes	Yes	Yes	Yes	Yes	Yes
GWA-48	Yes	Yes	Yes	Yes	Yes	Yes

Site Name: Plant Scherer

Well Inspection

Date: 7/31/2023

Permit Number: _____

Field Conditions: _____

	Surface Pad			Internal Casing		
	Good condition (not cracked/ broken)	Sloped away from the protective casing	In complete contact with the ground surface and stable	Cap prevents entry of foreign material into the well	Free of kinks/bends, or any obstructions from foreign objects (such as bailers)	Properly vented for equilibration of air pressure
Well ID:						
GWA-49	Yes	Yes	Yes	Yes	Yes	Yes
GWC-50	Yes	Yes	Yes	Yes	Yes	Yes
GWC-51	Yes	Yes	Yes	Yes	Yes	Yes
GWC-52	Yes	Yes	Yes	Yes	Yes	Yes
GWC-53	Yes	Yes	Yes	Yes	Yes	Yes

Well Inspection

Site Name: Plant Scherer

Date: 7/31/2023

Permit Number: _____

Field Conditions: _____

	Corrective actions as needed, by date:
Well ID:	
SGWA-1	
SGWA-2	
SGWA-3	Clear overgrowth from well pad
SGWA-4	Replace well lid; clear overgrowth from well pad
SGWA-5	
SGWC-6	Clear overgrowth from well pad
SGWC-7	
SGWC-8	Replace broken latch
SGWC-9	
SGWC-10	Clear overgrowth from well pad
SGWC-11	
SGWC-12	
SGWC-13	Replace lock tab, hinge on casing
SGWC-14	
SGWC-15	Clear anthill from well pad
SGWC-16	Clear anthill from well pad
SGWC-17	
SGWC-18	Replace lock
SGWC-19	
SGWC-20	Replace lock tab
SGWC-21	
SGWC-22	
SGWC-23	
SGWA-24	
SGWA-25	
PZ-13S	
PZ-14S	
PZ-17I	Replace well cap; Place exterior label
PZ-39S	Place exterior label
PZ-40I	Place exterior label
PZ-41S	
PZ-42I	Place exterior label
PZ-43S	Place exterior label
PZ-44I	Place exterior label; Clear anthill on well pad
PZ-69I	
PZ-2I	
PZ-3S	
PZ-5I	
PZ-9I	

Site Name: Plant Scherer

Well Inspection

Date: 7/31/2023

Permit Number: _____

Field Conditions: _____

	Corrective actions as needed, by date:
Well ID:	
PZ-10S	Clear overgrowth from well pad
PZ-11S	Clear overgrowth from well pad
PZ-12S	
PZ-14I	
PZ-15S	Place exterior label
PZ-19I	Place exterior label
PZ-19S	Place exterior label
PZ-20I	Place exterior label
PZ-21S	Place exterior label
PZ-25S	
PZ-25I	
PZ-26S	
PZ-27D	
PZ-27S	
PZ-28I	
PZ-29S	
PZ-30I	
PZ-31I	
PZ-32D	Clear foliage
PZ-32S	Clear foliage
PZ-33I	
PZ-34S	
PZ-35I	
PZ-36I	Place exterior label
PZ-36S	
PZ-37I	
PZ-38I	
PZ-45D	Clear overgrowth on well pad
PZ-46D	Clear overgrowth on well pad
PZ-47D	Clear overgrowth on well pad
PZ-48S	
PZ-49D	Clear foliage, replace label
PZ-49S	Clear overgrowth on well pad
PZ-51D	
PZ-52	
PZ-53	
PZ-54	

Site Name: Plant Scherer

Well Inspection

Date: 7/31/2023

Permit Number: _____

Field Conditions: _____

Well ID:	Corrective actions as needed, by date:
PZ-55	Clear overgrowth on well pad
PZ-56	
PZ-57	
PZ-58	
PZ-59S	
PZ-59D	
PZ-60S	
PZ-60D	
PZ-61	
PZ-62	
PZ-63	
PZ-64	
PZ-65	
PZ-66D	
PZ-66	
PZ-67D	
PZ-67	
PZ-68	
LPZ-01	
LPZ-02	
LPZ-03	Clear overgrowth from well pad
LPZ-04	
LPZ-05	Clear overgrowth from well pad
B-102A	
B-102B	
B-103A	
B-103B	
B-104A	
B-104B	
GWC-30	
GWC-31	
GWC-32	
GWC-33A	
GWC-34	
GWC-35	
GWC-36	
GWC-37	

Site Name: Plant Scherer

Well Inspection

Date: 7/31/2023

Permit Number: _____

Field Conditions: _____

	Corrective actions as needed, by date:
Well ID:	
GWC-38	Clear brush from well pad
GWA-39	
GWA-40	
GWA-41	
GWA-42	Clear brush on well pad
GWA-43	
GWA-44	
GWA-44A	
GWA-54	
GWC-1	Clear overgrowth on well pad
GWC-2	
GWC-3	
GWC-4	
GWC-5	
GWC-6	
GWC-7	
GWC-8	
GWC-8A	Internal casing not stable
GWC-9	
GWC-10	
GWC-11	
GWC-12	
GWC-13	
GWC-14	
GWA-15	
GWA-16	
GWA-17	Remove anthill on well pad
GWC-18	Remove anthill on well pad
GWC-19	Remove anthill on well pad
GWC-20	
GWA-21	
GWA-22	Replace missing well cap
GWC-29	
GWA-45	Remove anthill on well pad
GWA-46	
GWA-47	
GWA-48	Remove anthill on well pad

Site Name: Plant Scherer

Well Inspection

Date: 7/31/2023

Permit Number: _____

Field Conditions: _____

	Corrective actions as needed, by date:
Well ID:	
GWA-49	Remove anthill on well pad
GWC-50	
GWC-51	
GWC-52	
GWC-53	Remove anthill on well pad

APPENDIX D

Historical Surface Water Monitoring Data

ANALYTICAL DATA SUMMARY - SURFACE WATER - AUGUST 2023

Georgia Power Company - Plant Scherer

Juliette, Georgia

Analyte	Units	SURFACE WATER SAMPLING LOCATIONS								
		SWA-1 ^[6]	SWA-2	SWA-3	SWC-4	SWC-5 ^[6]	SWC-6	SWC-7	SWC-8	SWC-9 ^[6]
Sample Date:		8/9/2023	8/9/2023	8/9/2023	8/9/2023	8/9/2023	8/9/2023	8/9/2023	8/9/2023	8/9/2023
FIELD MONITORING PARAMETERS										
pH	SU	--	7.37	7.55	7.56	--	7.88	8.04	7.38	--
ORP	millivolts	--	54.49	56.50	104.55	--	31.76	69.45	72.52	--
SPECIFIC CONDUCTANCE	uS/cm	--	723.25	287.61	457.13	--	122.50	240.74	564.01	--
DISSOLVED OXYGEN	mg/L	--	6.38	7.48	6.32	--	6.40	6.60	6.15	--
TEMPERATURE	C	--	27.52	27.92	29.66	--	29.42	28.97	28.30	--
TURBIDITY	NTU	--	3.59	5.30	1.60	--	11.2	5.75	2.88	--
APPENDIX III										
BORON, TOTAL	mg/L	--	2.3	0.60	1.1	--	0.057 J	0.44	1.7	--
CALCIUM, TOTAL	mg/L	--	55	15	35	--	11	17	43	--
CHLORIDE, TOTAL	mg/L	--	11	11	8.5	--	2.3	4.2	10	--
FLUORIDE, TOTAL	mg/L	--	0.11	0.043 J	0.092 J	--	0.095 J	0.18	0.096 J	--
SULFATE, TOTAL	mg/L	--	290	73	170	--	0.72 J	48	220	--
TOTAL DISSOLVED SOLIDS	mg/L	--	480	180	290	--	93	130	370	--
STATE REQUIRED INORGANICS										
CHEMICAL OXYGEN DEMAND	mg/L	--	< 5.0	< 5.0	N/S	--	N/S	< 5.0	N/S	--
CYANIDE, TOTAL	mg/L	--	0.0026 J	0.0034 J	N/S	--	N/S	< 0.0025	N/S	--
TOTAL ORGANIC CARBON	mg/L	--	1.4	0.73 J	N/S	--	N/S	3.1	N/S	--
STATE REQUIRED METALS										
ANTIMONY, TOTAL	mg/L	--	< 0.00034	< 0.00034	< 0.00034	--	< 0.00034	< 0.00034	< 0.00034	--
ARSENIC, TOTAL	mg/L	--	< 0.00086	< 0.00086	< 0.00086	--	< 0.00086	< 0.00086	< 0.00086	--
BARIUM, TOTAL	mg/L	--	0.086	0.038	0.060	--	0.024	0.048	0.074	--
BERYLLIUM, TOTAL	mg/L	--	< 0.00020	< 0.00020	< 0.00020	--	< 0.00020	< 0.00020	< 0.00020	--
CADMIUM, TOTAL	mg/L	--	< 0.000078	< 0.000078	< 0.000078	--	< 0.000078	< 0.000078	< 0.000078	--
CHROMIUM, TOTAL	mg/L	--	< 0.0012	0.0023	< 0.0012	--	0.0020	< 0.0012	< 0.0012	--
COBALT, TOTAL	mg/L	--	0.0033	0.0016 J	0.00093 J	--	0.00044 J	0.00023 J	0.0021 J	--
COPPER, TOTAL	mg/L	--	< 0.0011	< 0.0011	< 0.0011	--	< 0.0011	0.0021	< 0.0011	--
LEAD, TOTAL	mg/L	--	< 0.00021	< 0.00021	0.00028 J	--	< 0.00021	< 0.00021	< 0.00021	--
MERCURY, TOTAL	mg/L	--	< 0.000080	< 0.000080	< 0.000080	--	< 0.000080	< 0.000080	< 0.000080	--
NICKEL, TOTAL	mg/L	--	0.0012	0.00077 J	0.00045 J	--	< 0.00042	0.00056 J	0.00068 J	--
SELENIUM, TOTAL	mg/L	--	< 0.00099	< 0.00099	< 0.00099	--	< 0.00099	< 0.00099	< 0.00099	--
SILVER, TOTAL	mg/L	--	< 0.00039	< 0.00039	< 0.00039	--	< 0.00039	< 0.00039	< 0.00039	--
THALLIUM, TOTAL	mg/L	--	< 0.00026	< 0.00026	< 0.00026	--	< 0.00026	< 0.00026	< 0.00026	--
VANADIUM, TOTAL	mg/L	--	< 0.00063	0.0013 J	0.0014 J	--	0.0027	0.0026	< 0.00063	--
ZINC, TOTAL	mg/L	--	< 0.0028	< 0.0028	< 0.0028	--	< 0.0028	< 0.0028	< 0.0028	--
MAJOR IONS										
TOTAL ALKALINITY as CaCO ₃	mg/L	--	60	38	61	--	63	60	58	--
BICARBONATE ALKALINITY as CaCO ₃	mg/L	--	60	38	61	--	63	60	58	--
CARBONATE ALKALINITY as CaCO ₃	mg/L	--	< 5.0	< 5.0	< 5.0	--	< 5.0	< 5.0	< 5.0	--
MAGNESIUM	mg/L	--	29	8.6	19	--	5.8	7.7	22	--
POTASSIUM	mg/L	--	2.7	1.7	2.0	--	1.3	2.4	2.4	--
SODIUM	mg/L	--	49	24	32	--	6.8	16	38	--

NOTES:

1. mg/L - Milligrams per Liter; SU - Standard Units; C - degrees Celcius; NTU - Nephelometric Turbidity Unit; uS/cm - microsiemens per centimeter.
2. Dissolved Oxygen Screening Limit: A daily average of 6.0 mg/L and no less than 5.0 mg/L for designated waters.
3. J indicates the substance was detected at such low levels that the precision of the laboratory instruments could not produce a reliable value. Therefore, the value displayed is qualified by the laboratory as an estimated number.
4. < indicates the substance was not detected above the analytical method detection limit (MDL). The value displayed is the method detection limit.
5. N/S - Not sampled as per the site D&O Plan; SWA-1, SWA-2, SWA-3, and SWC-7 are sampled for chemical oxygen demand (COD), Cyanide, and total organic carbon (TOC).
6. Samples from SWA-1, SWC-5 and SWC-9 were not collected as these locations were dry at the time of sampling.

ANALYTICAL DATA SUMMARY - SURFACE WATER - MARCH 2023

Georgia Power Company - Plant Scherer

Juliette, Georgia

Analyte	Units	SURFACE WATER SAMPLING LOCATIONS								
		SWA-1	SWA-2	SWA-3	SWC-4	SWC-5	SWC-6	SWC-7	SWC-8	SWC-9 ^[6]
Sample Date:		3/1/2023	3/1/2023	3/1/2023	3/1/2023	3/1/2023	3/1/2023	3/1/2023	3/1/2023	3/1/2023
FIELD MONITORING PARAMETERS										
pH	SU	7.34	6.96	7.10	7.36	7.09	7.71	7.87	6.98	--
ORP	millivolts	65.98	10.5	32.2	12.6	40.4	14.8	45.5	18.2	--
SPECIFIC CONDUCTANCE	uS/cm	262.97	547.52	276.67	308.56	337.75	100.17	270.66	342	--
DISSOLVED OXYGEN	mg/L	7.35	8.03	8.19	8.40	6.00	8.12	9.44	8.10	--
TEMPERATURE	C	19.30	17.70	16.54	19.03	21.46	24.38	22.00	16.39	--
TURBIDITY	NTU	9.11	6.47	12.7	47.4	15.5	9.40	14.4	34.1	--
APPENDIX III										
BORON, TOTAL	mg/L	0.46	1.3	0.68	0.68	0.15	< 0.060	0.54	0.87	--
CALCIUM, TOTAL	mg/L	22	43	15	25	41	10	23	26	--
CHLORIDE, TOTAL	mg/L	7.3	12	12	8.3	13	2.6	7.9	11	--
FLUORIDE, TOTAL	mg/L	0.20	0.063 J	0.043 J	0.060 J	0.39	0.070 J	0.20	0.059 J	--
SULFATE, TOTAL	mg/L	65	210	86	88	64	2.1	68	130	--
TOTAL DISSOLVED SOLIDS	mg/L	170	400	190	220	250	89	190	280	--
STATE REQUIRED INORGANICS										
CHEMICAL OXYGEN DEMAND	mg/L	< 9.1	< 9.1	< 9.1	N/S	N/S	N/S	< 9.1	N/S	--
CYANIDE, TOTAL	mg/L	< 0.0080	< 0.0080	< 0.0080	N/S	N/S	N/S	< 0.0080	N/S	--
TOTAL ORGANIC CARBON	mg/L	5.8	1.7	0.88 J	N/S	N/S	N/S	2.6	N/S	--
STATE REQUIRED METALS										
ANTIMONY, TOTAL	mg/L	< 0.00097	< 0.00097	< 0.00097	< 0.00097	< 0.00097	< 0.00097	< 0.00097	< 0.00097	--
ARSENIC, TOTAL	mg/L	0.00066 J	< 0.00028	< 0.00028	< 0.00028	< 0.00028	< 0.00028	0.00041 J	< 0.00028	--
BARIUM, TOTAL	mg/L	0.066	0.082	0.052	0.055	0.041	0.024	0.051	0.066	--
BERYLLIUM, TOTAL	mg/L	< 0.00027	< 0.00027	< 0.00027	< 0.00027	< 0.00027	< 0.00027	< 0.00027	< 0.00027	--
CADMIUM, TOTAL	mg/L	< 0.00022	< 0.00022	< 0.00022	< 0.00022	< 0.00022	< 0.00022	< 0.00022	< 0.00022	--
CHROMIUM, TOTAL	mg/L	< 0.0015	< 0.0015	< 0.0015	< 0.0015	0.0018 J	< 0.0015	< 0.0015	0.0020	--
COBALT, TOTAL	mg/L	< 0.00026	0.0069	0.0049	0.0017 J	< 0.00026	0.00091 J	0.00027 J	0.0052	--
COPPER, TOTAL	mg/L	0.0034	< 0.0011	< 0.0011	< 0.0011	< 0.0011	< 0.0011	0.0016 J	0.0016 J	--
LEAD, TOTAL	mg/L	< 0.00038	< 0.00038	< 0.00038	< 0.00038	< 0.00038	< 0.00038	< 0.00038	< 0.00038	--
MERCURY, TOTAL	mg/L	< 0.00013	< 0.00013	< 0.00013	< 0.00013	< 0.00013	< 0.00013	< 0.00013	< 0.00013	--
NICKEL, TOTAL	mg/L	0.00090 J	0.0011	0.0011	0.00062 J	0.00079 J	0.00052 J	< 0.00052	0.0010	--
SELENIUM, TOTAL	mg/L	0.0014 J	< 0.00074	< 0.00074	< 0.00074	0.0020 J	< 0.00074	0.00079 J	< 0.00074	--
SILVER, TOTAL	mg/L	< 0.00022	< 0.00022	< 0.00022	< 0.00022	< 0.00022	< 0.00022	< 0.00022	< 0.00022	--
THALLIUM, TOTAL	mg/L	< 0.00047	< 0.00047	< 0.00047	< 0.00047	< 0.00047	< 0.00047	< 0.00047	< 0.00047	--
VANADIUM, TOTAL	mg/L	0.0031	0.00091 J	0.0011	0.0013	0.0052	0.0028	0.0024	0.0062	--
ZINC, TOTAL	mg/L	0.0084 J	< 0.0060	< 0.0060	< 0.0060	< 0.0060	< 0.0060	0.0075 J	< 0.0060	--
MAJOR IONS										
TOTAL ALKALINITY as CaCO3	mg/L	61	60	36	62	100	61	74	55	--
BICARBONATE ALKALINITY as CaCO3	mg/L	61	60	36	62	100	61	74	55	--
CARBONATE ALKALINITY as CaCO3	mg/L	< 5.0	< 5.0	< 5.0	< 5.0	< 5.0	< 5.0	< 5.0	< 5.0	--
MAGNESIUM	mg/L	9.3	24	10	13	13	5.4	11	14	--
POTASSIUM	mg/L	3.4	1.5	1.6	1.3	2.9	1.1	2.0	1.4	--
SODIUM	mg/L	24	54	31	29	9.9	6.4	22	33	--

NOTES:

1. mg/L - Milligrams per Liter; SU - Standard Units; C - degrees Celcius; NTU - Nephelometric Turbidity Unit; uS/cm - microsiemens per centimeter.
2. Dissolved Oxygen Screening Limit: A daily average of 6.0 mg/L and no less than 5.0 mg/L for designated waters.
3. J indicates the substance was detected at such low levels that the precision of the laboratory instruments could not produce a reliable value. Therefore, the value displayed is qualified by the laboratory as an estimated number.
4. < indicates the substance was not detected above the analytical method detection limit (MDL). The value displayed is the method detection limit.
5. N/S - Not sampled as per the site D&O Plan; SWA-1, SWA-2, SWA-3, and SWC-7 are sampled for chemical oxygen demand (COD), Cyanide, and total organic carbon (TOC).
6. A sample from SWC-9 was not collected as the location was dry at the time of sampling.

ANALYTICAL DATA SUMMARY - SURFACE WATER - AUGUST 2022

Georgia Power Company - Plant Scherer

Juliette, Georgia

Analyte	Units	SURFACE WATER SAMPLING LOCATIONS							
		SWA-1	SWA-2	SWA-3	SWC-4	SWC-5	SWC-6	SWC-7	SWC-8
Sample Date:		8/30/2022	8/30/2022	8/30/2022	8/30/2022	8/30/2022	8/30/2022	8/30/2022	8/30/2022
FIELD MONITORING PARAMETERS									
pH	SU	7.89 / 9.00*	7.29 / 7.33*	7.23 / 6.86* / 6.50*	7.71 / 7.45*	7.27 / 7.17*	7.97 / 7.41*	8.09 / 7.48*	7.31 / 6.93* / 6.59*
ORP	millivolts	99.4	12.5	17.4	80.4	52.3	25.7	51.9	28.7
SPECIFIC CONDUCTANCE	uS/cm	618.55	648.15	281.25	407.73	314.71	142.55	589.44	472.00
DISSOLVED OXYGEN	mg/L	7.15	7.30	7.37	7.34	4.18	7.68	7.08	6.76
TEMPERATURE	C	27.34	25.44	25.74	24.96	25.07	25.27	28.44	26.63
TURBIDITY	NTU	4.68	4.37	5.35	3.60	1.06	6.67	2.99	3.95
APPENDIX III									
BORON, TOTAL	mg/L	0.13	1.4	0.62	0.62	0.080	< 0.060	0.40	0.89
CALCIUM, TOTAL	mg/L	26	40	14	26	31	11	26	29
CHLORIDE, TOTAL	mg/L	33	13	11	9.2	9.0	2.5	32	11
FLUORIDE, TOTAL	mg/L	0.64	0.070 J	0.047 J	0.060 J	0.31	0.12	0.58	0.061 J
SULFATE, TOTAL	mg/L	120	220	66	100	26	1.3	120	140
TOTAL DISSOLVED SOLIDS	mg/L	370 H / 310*	460 H / 450*	180 H / 150 H / 250*	270 H / 240*	210 H / 180*	100 H / 110*	370 H / 230*	330 H / 310 H / 280*
STATE REQUIRED INORGANICS									
CHEMICAL OXYGEN DEMAND	mg/L	30	< 9.1	< 9.1	N/S	N/S	N/S	20	N/S
CYANIDE, TOTAL	mg/L	< 0.0080	< 0.0080	< 0.0080	N/S	N/S	N/S	< 0.0080	N/S
TOTAL ORGANIC CARBON	mg/L	8.3 H / 4.7*	1.8 H / 2.0*	0.91 JH / 1.2*	N/S	N/S	N/S	7.1 H / 3.3*	N/S
STATE REQUIRED METALS									
ANTIMONY, TOTAL	mg/L	< 0.00051	< 0.00051	< 0.00051	< 0.00051	< 0.00051	< 0.00051	< 0.00051	< 0.00051
ARSENIC, TOTAL	mg/L	0.0012	< 0.00028	< 0.00028	< 0.00028	< 0.00028	< 0.00028	0.0010	< 0.00028
BARIUM, TOTAL	mg/L	0.099	0.076	0.042	0.050	0.029	0.024	0.10	0.064
BERYLLIUM, TOTAL	mg/L	< 0.00027	< 0.00027	< 0.00027	< 0.00027	< 0.00027	< 0.00027	< 0.00027	< 0.00027
CADMIUM, TOTAL	mg/L	< 0.00022	< 0.00022	< 0.00022	< 0.00022	< 0.00022	< 0.00022	< 0.00022	< 0.00022
CHROMIUM, TOTAL	mg/L	< 0.0015	< 0.0015	< 0.0015	< 0.0015	< 0.0015	< 0.0015	< 0.0015	< 0.0015
COBALT, TOTAL	mg/L	< 0.00026	0.0053	0.0032	0.0013 J	0.00048 J	0.00089 J	0.00043 J	0.0038
COPPER, TOTAL	mg/L	0.0055	< 0.0011	< 0.0011	< 0.0011	< 0.0011	< 0.0011	0.0063	< 0.0011
LEAD, TOTAL	mg/L	< 0.00017	< 0.00017	< 0.00017	< 0.00017	< 0.00017	< 0.00017	< 0.00017	< 0.00017
MERCURY, TOTAL	mg/L	< 0.00013	< 0.00013	< 0.00013	< 0.00013	< 0.00013	< 0.00013	< 0.00013	< 0.00013
NICKEL, TOTAL	mg/L	0.012	0.0011	0.0011	0.00068 J	0.00087 J	0.0014	0.0038	0.00074 J
SELENIUM, TOTAL	mg/L	0.0017 J	< 0.00074	< 0.00074	< 0.00074	< 0.00074	< 0.00074	0.0014 J	< 0.00074
SILVER, TOTAL	mg/L	< 0.00022	< 0.00022	< 0.00022	< 0.00022	< 0.00022	< 0.00022	< 0.00022	< 0.00022
THALLIUM, TOTAL	mg/L	< 0.00047	< 0.00047	< 0.00047	< 0.00047	< 0.00047	< 0.00047	< 0.00047	< 0.00047
VANADIUM, TOTAL	mg/L	0.0040	0.00083 J	0.0019	0.0015	0.0020	0.0029	0.0052	0.0015
ZINC, TOTAL	mg/L	0.0035 J	< 0.0029	0.0033 J	< 0.0029	< 0.0029	0.0063	0.0051	0.0096
MAJOR IONS									
TOTAL ALKALINITY as CaCO3	mg/L	93 H / 73*	59 H / 55*	37 H / 43*	64 H / 63*	110 H / 100*	62	91	60
BICARBONATE ALKALINITY as CaCO3	mg/L	93 H / 49*	59 H / 55*	37 H / 43*	64 H / 63*	110 H / 100*	62	91	60
CARBONATE ALKALINITY as CaCO3	mg/L	<5.0 H / 25*	< 5.0 H / < 5.0*	< 5.0 H / < 5.0*	< 5.0 H / < 5.0*	< 5.0 H / < 5.0*	< 5.0	< 5.0	< 5.0
MAGNESIUM	mg/L	14	22	8.9	14	10	5.7	15	16
POTASSIUM	mg/L	11	1.6	1.5	1.4	2.6	1.0	11	1.4
SODIUM	mg/L	62	47	23	27	8.9	6.3	63	34

NOTES:

1. mg/L - Milligrams per Liter; SU - Standard Units; mV - millivolts; C - degrees Celcius; NTU - Nephelometric Turbidity Unit; us/cm - microsiemens per centimeter.
2. Dissolved Oxygen Screening Limit: A
3. J indicates the substance was detected at such low levels that the precision of the laboratory instruments could not produce a reliable value. Therefore, the value displayed is qualified by the laboratory as an estimated number.
4. < indicates the substance was not detected above the analytical method detection limit (MDL). The value displayed is the method detection limit.
5. N/S - Not sampled as per the site D&O Plan; SWA-1, SWA-2, SWA-3, and SWC-7 are sampled for chemical oxygen demand (COD), Cyanide, and total organic carbon (TOC).
6. * indicates the analyte was resampled between October 25th and October 31st, 2022 and November 16th, 2022.

ANALYTICAL DATA SUMMARY - SURFACE WATER - FEBRUARY 2022
 Georgia Power Company - Plant Scherer
 Juliette, Georgia

Analyte	Units	SURFACE WATER SAMPLING LOCATIONS								
		SWA-1	SWA-2	SWA-3	SWC-4	SWC-5	SWC-6	SWC-7	SWC-8	SWC-9
Sample Date:		2/16/2022	2/16/2022	2/16/2022	2/16/2022	2/16/2022	2/16/2022	2/16/2022	2/16/2022	2/16/2022
FIELD MONITORING PARAMETERS										
pH	SU	7.82	7.02	6.98	7.29	7.15	7.42	7.39	7.05	7.15
ORP	mV	94.2	20.0	29.7	61.1	56.4	44.5	62.6	34.5	52.4
SPECIFIC CONDUCTANCE	us/cm	281.96	505.83	337.46	329.44	355.40	111.19	281.87	409.56	117.86
DISSOLVED OXYGEN	mg/L	11.55	9.49	9.88	10.94	10.04	10.62	11.22	10.04	9.10
TEMPERATURE	C	8.66	15.43	14.17	9.36	10.69	11.95	11.84	14.72	15.71
TURBIDITY	NTU	13.2	6.16	2.48	7.33	0.88	7.74	19.6	3.58	4.50
APPENDIX III										
BORON, TOTAL	mg/L	0.29	1.1	0.76	0.63	0.091	< 0.060	0.38	0.82	0.064 J
CALCIUM, TOTAL	mg/L	19	33	14	20	38	8.5	19	24	9.9
CHLORIDE, TOTAL	mg/L	11	10	12	9.0	13	3.0	7.8	10	3.3
FLUORIDE, TOTAL	mg/L	0.33	0.076 J	0.055 J	0.067 J	0.29	0.086 J	0.12	0.059 J	0.12
SULFATE, TOTAL	mg/L	72	170	110	98	55	1.4	69	140	2.7
TOTAL DISSOLVED SOLIDS	mg/L	170	340	200	200	230	66	190	250	80
STATE REQUIRED INORGANICS										
CHEMICAL OXYGEN DEMAND	mg/L	16	< 9.1	< 9.1	N/S	N/S	N/S	< 9.1	N/S	N/S
CYANIDE, TOTAL	mg/L	< 0.0080	0.011	< 0.0080	N/S	N/S	N/S	< 0.0080	N/S	N/S
TOTAL ORGANIC CARBON	mg/L	5.4	1.4	0.77 J	N/S	N/S	N/S	2.4	N/S	N/S
STATE REQUIRED METALS										
ANTIMONY, TOTAL	mg/L	< 0.00051	< 0.00051	< 0.00051	< 0.00051	< 0.00051	< 0.00051	< 0.00051	< 0.00051	< 0.00051
ARSENIC, TOTAL	mg/L	0.00036 J	< 0.00028	< 0.00028	< 0.00028	< 0.00028	< 0.00028	< 0.00028	< 0.00028	< 0.00028
BARIUM, TOTAL	mg/L	0.060	0.063	0.045	0.053	0.045	0.033	0.057	0.058	0.020
BERYLLIUM, TOTAL	mg/L	< 0.00027	< 0.00027	< 0.00027	< 0.00027	< 0.00027	< 0.00027	< 0.00027	< 0.00027	< 0.00027
CADMIUM, TOTAL	mg/L	< 0.00022	< 0.00022	< 0.00022	< 0.00022	< 0.00022	< 0.00022	< 0.00022	< 0.00022	< 0.00022
CHROMIUM, TOTAL	mg/L	< 0.0015	< 0.0015	< 0.0015	< 0.0015	0.0015 J	< 0.0015	0.0020	< 0.0015	0.0060
COBALT, TOTAL	mg/L	< 0.00026	0.0060	0.014	0.0041	< 0.00026	0.0037	0.0016 J	0.0076	< 0.00026
COPPER, TOTAL	mg/L	0.0033	< 0.0011	< 0.0011	< 0.0011	< 0.0011	< 0.0011	0.0017 J	< 0.0011	< 0.0011
LEAD, TOTAL	mg/L	< 0.00017	< 0.00017	< 0.00017	< 0.00017	< 0.00017	< 0.00017	0.00017 J	< 0.00017	0.00025 J
MERCURY, TOTAL	mg/L	< 0.00013	< 0.00013	< 0.00013	< 0.00013	< 0.00013	< 0.00013	< 0.00013	< 0.00013	< 0.00013
NICKEL, TOTAL	mg/L	0.00095 J	0.00097 J	0.0026	0.00092 J	< 0.00052	< 0.00052	0.0010	0.0013	< 0.00052
SELENIUM, TOTAL	mg/L	0.00081 J	< 0.00074	< 0.00074	< 0.00074	0.0029 J	< 0.00074	< 0.00074	< 0.00074	< 0.00074
SILVER, TOTAL	mg/L	< 0.00022	< 0.00022	< 0.00022	< 0.00022	< 0.00022	< 0.00022	< 0.00022	< 0.00022	< 0.00022
THALLIUM, TOTAL	mg/L	< 0.00047	< 0.00047	< 0.00047	< 0.00047	< 0.00047	< 0.00047	< 0.00047	< 0.00047	< 0.00047
VANADIUM, TOTAL	mg/L	0.0033	< 0.00078	< 0.00078	0.0012	0.0026	0.0014	0.0044	< 0.00078	0.0072
ZINC, TOTAL	mg/L	0.0054	< 0.0029	0.0062	< 0.0029	< 0.0029	< 0.0029	< 0.0029	< 0.0029	< 0.0029
MAJOR IONS										
TOTAL ALKALINITY as CaCO3	mg/L	51	56	22	50	93	55	61	43	55
BICARBONATE ALKALINITY as CaCO3	mg/L	51	56	22	50	93	55	61	43	55
CARBONATE ALKALINITY as CaCO3	mg/L	<5.0	<5.0	<5.0	<5.0	<5.0	<5.0	<5.0	<5.0	<5.0
MAGNESIUM	mg/L	8.1	20	11	12	13	5.1	10	14	4.8
POTASSIUM	mg/L	3.5	1.1	1.7	1.1	2.8	0.84	1.7	1.2	1.4
SODIUM	mg/L	23	42	33	27	9.9	5.9	21	34	6.0

NOTES:

1. mg/L - Milligrams per Liter; SU - Standard Units; mV - millivolts; C - degrees Celsius; NTU - Nephelometric Turbidity Unit; us/cm - microsiemens per centimeter.
2. Dissolved Oxygen Screening Limit: A daily average of 6.0 mg/L and no less than 5.0 mg/L for designated waters.
3. J indicates the substance was detected at such low levels that the precision of the laboratory instruments could not produce a reliable value. Therefore, the value displayed is qualified by the laboratory as an estimated number.
4. < indicates the substance was not detected above the analytical method detection limit (MDL). The value displayed is the MDL.
5. N/S - Not sampled as per the site D&O Plan; SWA-1, SWA-2, SWA-3, and SWC-7 are sampled for chemical oxygen demand (COD), Cyanide, and total organic carbon (TOC).

ANALYTICAL DATA SUMMARY
Surface Water - August 2021
Georgia Power Company - Plant Scherer
Juliette, Georgia

Analyte	Units	SURFACE WATER SAMPLING LOCATIONS							
		SWA-2	SWA-3	SWC-4	SWC-5	SWC-6	SWC-7	SWC-8	SWC-9
Sample Date:		8/13/2021	8/13/2021	8/13/2021	8/13/2021	8/13/2021	8/13/2021	8/13/2021	8/13/2021
FIELD MONITORING PARAMETERS									
pH	SU	7.07	7.23	7.33	7.00	7.63	7.49	7.30	7.04
ORP	mV	181.7	213.6	263.7	198.1	370.5	415.3	289.9	359.3
SPECIFIC CONDUCTANCE	us/cm	706.2	263.8	418.4	355.0	151.6	287.8	528.3	125.6
DISSOLVED OXYGEN	mg/L	7.10	7.45	7.38	4.52	7.83	6.72	7.23	8.41
TEMPERATURE	C	25.32	25.28	24.48	24.80	24.88	26.88	26.37	23.30
TURBIDITY	NTU	4.44	3.99	1.50	1.56	10.0	3.49	3.31	0.320
APPENDIX III									
BORON, TOTAL	mg/L	1.6	0.51	0.75	0.048 J	< 0.039	0.52	1.1	< 0.039
CALCIUM, TOTAL	mg/L	46	13	28	31	12	22	33	9.7
CHLORIDE, TOTAL	mg/L	13	12	9.3	11	2.9	6.7	12	2.8
FLUORIDE, TOTAL	mg/L	0.064 J	0.053 J	0.073 J	0.26	0.087 J	0.14	0.061 J	0.099 J
SULFATE, TOTAL	mg/L	270	64	120	31	1.0	58	180	2.7
TOTAL DISSOLVED SOLIDS	mg/L	500	180	280	200	120	180	360	98
STATE REQUIRED INORGANICS									
CHEMICAL OXYGEN DEMAND	mg/L	< 9.1	< 9.1	N/S	N/S	N/S	< 9.1	N/S	N/S
CYANIDE, TOTAL	mg/L	0.016	< 0.0080	N/S	N/S	N/S	< 0.0080	N/S	N/S
TOTAL ORGANIC CARBON	mg/L	1.4	0.91 J	N/S	N/S	N/S	3.3	N/S	N/S
STATE REQUIRED METALS									
ANTIMONY, TOTAL	mg/L	< 0.00038	< 0.00038	< 0.00038	< 0.00038	< 0.00038	< 0.00038	< 0.00038	< 0.00038
ARSENIC, TOTAL	mg/L	< 0.00031	< 0.00031	< 0.00031	< 0.00031	0.00032 J	0.00033 J	< 0.00031	< 0.00031
BARIUM, TOTAL	mg/L	0.093	0.038	0.062	0.036	0.023	0.056	0.069	0.020
BERYLLIUM, TOTAL	mg/L	< 0.00018	< 0.00018	< 0.00018	< 0.00018	< 0.00018	< 0.00018	< 0.00018	< 0.00018
CADMIUM, TOTAL	mg/L	< 0.00022	< 0.00022	< 0.00022	< 0.00022	< 0.00022	< 0.00022	< 0.00022	< 0.00022
CHROMIUM, TOTAL	mg/L	< 0.0015	< 0.0015	< 0.0015	< 0.0015	< 0.0015	< 0.0015	< 0.0015	0.0057
COBALT, TOTAL	mg/L	0.0064	0.0022 J	0.0017 J	0.00063 J	0.0012 J	0.00039 J	0.0032	< 0.00013
COPPER, TOTAL	mg/L	< 0.00063	< 0.00063	< 0.00063	< 0.00063	< 0.00063	0.0014 J	< 0.00063	< 0.00063
LEAD, TOTAL	mg/L	< 0.00013	< 0.00013	< 0.00013	< 0.00013	< 0.00013	< 0.00013	< 0.00013	< 0.00013
MERCURY, TOTAL	mg/L	< 0.00013	< 0.00013	< 0.00013	< 0.00013	< 0.00013	< 0.00013	< 0.00013	< 0.00013
NICKEL, TOTAL	mg/L	0.0014	0.00071 J	0.00075 J	0.00048 J	0.00040 J	0.00056 J	0.00087 J	0.00050 J
SELENIUM, TOTAL	mg/L	< 0.0015	< 0.0015	< 0.0015	< 0.0015	< 0.0015	< 0.0015	< 0.0015	< 0.0015
SILVER, TOTAL	mg/L	< 0.00018	< 0.00018	< 0.00018	< 0.00018	< 0.00018	< 0.00018	< 0.00018	< 0.00018
THALLIUM, TOTAL	mg/L	< 0.00015	< 0.00015	< 0.00015	< 0.00015	< 0.00015	< 0.00015	< 0.00015	< 0.00015
VANADIUM, TOTAL	mg/L	< 0.00099	0.0012	0.0021	0.0022	0.0027	0.0030	0.0010	0.0072
ZINC, TOTAL	mg/L	< 0.0032	< 0.0032	< 0.0032	< 0.0032	< 0.0032	< 0.0032	< 0.0032	< 0.0032

NOTES:

1. mg/L - Milligrams per Liter; SU - Standard Units; mV - millivolts; C - degrees Celcius; NTU - Nephelometric Turbidity Unit; us/cm - microsiemens per centimeter.
2. Dissolved Oxygen Screening Limit: A daily average of 6.0 mg/L and no less than 5.0 g/L for designated waters.
3. J indicates the substance was detected at such low levels that the precision of the laboratory instruments could not produce a reliable value. Therefore, the value displayed is qualified by the laboratory as an estimated number.
4. < indicates the substance was not detected above the analytical method detection limit (MDL). The value displayed is the method detection limit.
5. N/S - Not sampled as per the site D&O Plan; SWA-1, SWA-2, SWA-3, and SWC-7 are sampled for chemical oxygen demand (COD), Cyanide, and total organic carbon (TOC).
6. No samples were collected from SWA-1 because this location was dry at the time of sampling.

ANALYTICAL DATA SUMMARY
Surface Water - April 2021
 Georgia Power Company - Plant Scherer
 Juliette, Georgia

Analyte	Units	SURFACE WATER SAMPLING LOCATIONS							
		SWA-1	SWA-2	SWA-3	SWC-4	SWC-6	SWC-7	SWC-8	SWC-9
Sample Date:		4/7/2021	4/7/2021	4/7/2021	4/7/2021	4/7/2021	4/7/2021	4/7/2021	4/7/2021
FIELD MONITORING PARAMETERS									
pH	SU	7.47	6.99	6.97	7.50	7.73	7.51	7.17	6.71
ORP	mV	79.5	40.4	54.1	73.2	71.2	79.3	61.3	82.0
SPECIFIC CONDUCTANCE	us/cm	218.71	562.67	296.44	331.30	137.85	268.92	426.74	120.95
DISSOLVED OXYGEN	mg/L	10.8	7.45	7.97	9.19	9.12	9.83	8.26	7.83
TEMPERATURE	C	25.56	22.98	23.83	21.02	21.50	22.43	24.06	20.99
TURBIDITY	NTU	2.26	5.15	3.49	5.70	12.19	6.78	5.58	0.90
APPENDIX III									
BORON, TOTAL	mg/L	0.31	0.98	0.53	0.54	< 0.039	0.35	0.78	< 0.039
CALCIUM, TOTAL	mg/L	18	37	14	22	10	21	27	10
CHLORIDE, TOTAL	mg/L	3.6	11	11	8.0	2.6	6.8	11	2.4
FLUORIDE, TOTAL	mg/L	0.18	0.052 J	0.039 J	0.067 J	0.093 J	0.085 J	0.031 J	0.076 J
SULFATE, TOTAL	mg/L	44	190	90	90	0.98 J	60	140	2.3
TOTAL DISSOLVED SOLIDS	mg/L	110	340	160	200	83	150	250	85
STATE REQUIRED INORGANICS									
CHEMICAL OXYGEN DEMAND	mg/L	< 9.1	< 9.1	< 9.1	N/S	N/S	< 9.1	N/S	N/S
CYANIDE, TOTAL	mg/L	< 0.0080	< 0.0080	< 0.0080	N/S	N/S	< 0.0080	N/S	N/S
TOTAL ORGANIC CARBON	mg/L	4.5	1.4	0.88 J	N/S	N/S	1.9	N/S	N/S
STATE REQUIRED METALS									
ANTIMONY, TOTAL	mg/L	< 0.00038	< 0.00038	< 0.00038	< 0.00038	< 0.00038	< 0.00038	< 0.00038	< 0.00038
ARSENIC, TOTAL	mg/L	0.00041 J	< 0.00031	< 0.00031	< 0.00031	< 0.00031	< 0.00031	< 0.00031	< 0.00031
BARIUM, TOTAL	mg/L	0.051	0.071	0.047	0.048	0.029	0.049	0.062	0.019
BERYLLIUM, TOTAL	mg/L	< 0.00018	< 0.00018	< 0.00018	0.00022 J	< 0.00018	< 0.00018	< 0.00018	< 0.00018
CADMIUM, TOTAL	mg/L	< 0.00022	< 0.00022	< 0.00022	< 0.00022	< 0.00022	< 0.00022	< 0.00022	< 0.00022
CHROMIUM, TOTAL	mg/L	< 0.0015	< 0.0015	< 0.0015	< 0.0015	< 0.0015	< 0.0015	< 0.0015	0.0060
COBALT, TOTAL	mg/L	0.00014 J	0.0070	0.0054	0.0025	0.0029	0.0011 J	0.0056	0.00027 J
COPPER, TOTAL	mg/L	0.0033	< 0.00063	< 0.00063	< 0.00063	< 0.00063	0.00085 J	< 0.00063	< 0.00063
LEAD, TOTAL	mg/L	< 0.00013	< 0.00013	< 0.00013	0.00018 J	< 0.00013	< 0.00013	< 0.00013	< 0.00013
MERCURY, TOTAL	mg/L	< 0.00013	< 0.00013	< 0.00013	< 0.00013	< 0.00013	< 0.00013	< 0.00013	< 0.00013
NICKEL, TOTAL	mg/L	0.00075 J	0.0011	0.0013	0.00076 J	0.00051 J	0.00056 J	0.00091 J	< 0.00034
SELENIUM, TOTAL	mg/L	< 0.0015	< 0.0015	< 0.0015	< 0.0015	< 0.0015	< 0.0015	< 0.0015	< 0.0015
SILVER, TOTAL	mg/L	< 0.00018	< 0.00018	< 0.00018	< 0.00018	< 0.00018	< 0.00018	< 0.00018	< 0.00018
THALLIUM, TOTAL	mg/L	< 0.00015	< 0.00015	< 0.00015	0.00037 J	< 0.00015	< 0.00015	< 0.00015	< 0.00015
VANADIUM, TOTAL	mg/L	0.0028	0.0013	0.0018	0.0011	0.0017	0.0014	< 0.00099	0.0062
ZINC, TOTAL	mg/L	< 0.0032	< 0.0032	0.0035 J	< 0.0032	< 0.0032	< 0.0032	< 0.0032	< 0.0032

NOTES:

1. mg/L - Milligrams per Liter; SU - Standard Units; mV - millivolts; C - degrees Celcius; NTU - Nephelometric Turbidity Unit; us/cm - microsiemens per centimeter.
2. Dissolved Oxygen Screening Limit: A daily average of 6.0 mg/L and no less than 5.0 g/L for designated waters.
3. J indicates the substance was detected at such low levels that the precision of the laboratory instruments could not produce a reliable value. Therefore, the value displayed is qualified by the laboratory as an estimated number.
4. < indicates the substance was not detected above the analytical method detection limit (MDL). The value displayed is the method detection limit.
5. N/S - Not sampled as per the site D&O Plan; SWA-1, SWA-2, SWA-3, and SWC-7 are sampled for chemical oxygen demand (COD), Cyanide, and total organic carbon (TOC).
6. No samples were collected from SWC-5 because this location was dry at the time of sampling.

SURFACE WATER ANALYTICAL DATA SUMMARY - SEPTEMBER 2020

GPC PLANT SCHERER

JULIETTE, GEORGIA

Analyte	Units									
		SWA-1	SWA-2	SWA-3	SWC-4	SWC-5	SWC-6	SWC-7	SWC-8	SWC-9
Sample Date:		9/15/2020	9/15/2020	9/15/2020	9/15/2020	9/15/2020	9/15/2020	9/15/2020	9/15/2020	9/15/2020
FIELD MONITORING PARAMETERS										
pH	SU	7.17	7.09	7.37	7.33	7.31	7.50	7.39	7.36	7.29
ORP	mV	115.2	34.2	44.7	87.6	68.5	56.7	71.3	60.5	57.7
SPECIFIC CONDUCTANCE	uS/cm	323.39	656.87	263.16	421.07	343.04	157.24	320.91	508.04	123.72
DISSOLVED OXYGEN	mg/L	6.79	6.94	7.73	7.47	4.88	7.70	7.49	7.58	8.09
TEMPERATURE	C	26.69	22.31	21.90	23.43	22.75	22.70	24.52	22.48	21.43
TURBIDITY	NTU	2.19	3.43	6.58	9.25	24.00	12.4	5.19	4.45	0.97
APPENDIX III										
BORON, TOTAL	mg/L	0.34	1.5	0.48	0.7	0.056 J	<0.080	0.33	1.1	0.043 J
CALCIUM, TOTAL	mg/L	20	45	13	27	35	13	21	32	9.7
CHLORIDE, TOTAL	mg/L	11	12	10	10	14	3.2	12	12	3.2
FLUORIDE, TOTAL	mg/L	0.16	0.042 J	<0.10	0.035 J	0.15	0.061 J	0.18 J	0.043 J	0.079 J
SULFATE, TOTAL	mg/L	62	220	69	120	44	0.73 J	67	170	5.3
TOTAL DISSOLVED SOLIDS	mg/L	N/S	N/S	N/S	N/S	N/S	N/S	N/S	N/S	N/S
STATE REQUIRED INORGANICS										
CHEMICAL OXYGEN DEMAND	mg/L	10	< 4.1	< 4.1	N/S	N/S	N/S	44	N/S	N/S
CYANIDE, TOTAL	mg/L	< 0.0044	< 0.0044	< 0.0044	N/S	N/S	N/S	< 0.0044	N/S	N/S
TOTAL ORGANIC CARBON	mg/L	3.2	1.4	0.69 J	N/S	N/S	N/S	3.1	N/S	N/S
STATE REQUIRED METALS										
ANTIMONY, TOTAL	mg/L	< 0.00038	< 0.00038	< 0.00038	< 0.00038	0.00042 J	< 0.00038	< 0.00038	< 0.00038	< 0.00038
ARSENIC, TOTAL	mg/L	0.00070 J	< 0.00031	< 0.00031	< 0.00031	< 0.00031	< 0.00031	0.00063 J	< 0.00031	< 0.00031
BARIUM, TOTAL	mg/L	0.075	0.090	0.044	0.071	0.040	0.038	0.071	0.073	0.023
BERYLLIUM, TOTAL	mg/L	< 0.00018	< 0.00018	< 0.00018	< 0.00018	< 0.00018	< 0.00018	< 0.00018	< 0.00018	< 0.00018
CADMIUM, TOTAL	mg/L	< 0.00022	< 0.00022	< 0.00022	< 0.00022	< 0.00022	< 0.00022	< 0.00022	< 0.00022	< 0.00022
CHROMIUM, TOTAL	mg/L	< 0.0015	< 0.0015	< 0.0015	0.0022	0.0023	< 0.0015	< 0.0015	< 0.0015	0.0053
COBALT, TOTAL	mg/L	< 0.00013	0.0059	0.0030	0.0030	0.0012 J	0.0028	0.00035 J	0.0032	< 0.00013
COPPER, TOTAL	mg/L	0.0020	< 0.00063	< 0.00063	0.0012 J	0.0012 J	< 0.00063	0.0019 J	< 0.00063	< 0.00063
LEAD, TOTAL	mg/L	< 0.00013	< 0.00013	< 0.00013	0.00050 J	0.00050 J	< 0.00013	< 0.00013	< 0.00013	< 0.00013
MERCURY, TOTAL	mg/L	< 0.00013	< 0.00013	< 0.00013	< 0.00013	< 0.00013	< 0.00013	< 0.00013	< 0.00013	< 0.00013
NICKEL, TOTAL	mg/L	0.00068 J	0.00093 J	0.00091 J	0.0011	0.00099 J	0.00057 J	0.00096 J	0.00077 J	0.00051 J
SELENIUM, TOTAL	mg/L	< 0.0015	< 0.0015	< 0.0015	< 0.0015	0.0019 J	< 0.0015	< 0.0015	< 0.0015	< 0.0015
SILVER, TOTAL	mg/L	< 0.00018	< 0.00018	< 0.00018	< 0.00018	< 0.00018	< 0.00018	< 0.00018	< 0.00018	< 0.00018
THALLIUM, TOTAL	mg/L	< 0.00015	< 0.00015	< 0.00015	< 0.00015	< 0.00015	< 0.00015	< 0.00015	< 0.00015	< 0.00015
VANADIUM, TOTAL	mg/L	0.0040	0.0013	0.0025	0.0068	0.0076	0.0029	0.0042	0.0019	0.0076
ZINC, TOTAL	mg/L	< 0.0032	< 0.0032	< 0.0032	< 0.0032	< 0.0032	< 0.0032	< 0.0032	< 0.0032	< 0.0032

NOTES:

1. mg/L - Milligrams per Liter; SU - Standard Units; mV - millivolts; uS/cm - microSiemens per centimeter; C - degrees Celcius; NTU - Nephelometric Turbidity Unit
2. J - Result is an estimated value. The result is greater than or equal to the Method Detection Limit (MDL) and less than the Practical Quantitation Limit (PQL).
3. N/S - Not sampled. Locations Effluent, SWC-4, SWC-5, SWC-6, SWC-8 and SWC-9 are not sampled for COD, Cyanide, and TOC per the D&O Plan.

SURFACE WATER ANALYTICAL DATA SUMMARY - MARCH 2020
GPC PLANT SCHERER
JULIETTE, GEORGIA

Analyte	Units	SURFACE WATER SAMPLING LOCATIONS							
		SWA-1	SWA-2	SWA-3	SWC-4	SWC-5	SWC-6	SWC-7	SWC-8
Sample Date:		3/30/2020	3/30/2020	3/30/2020	3/30/2020	3/30/2020	3/30/2020	3/30/2020	3/30/2020
FIELD MONITORING PARAMETERS									
pH	SU	7.98	6.80	6.96	7.24	7.23	7.38	7.41	6.77
ORP	mV	130.0	83.5	87.7	95.4	108.1	71.5	87.4	76.1
SPECIFIC CONDUCTANCE	us/cm	247.1	268.3	275.7	298	438.5	120.9	227.3	356.2
DISSOLVED OXYGEN	mg/L	8.61	8.80	8.60	8.35	10.10	8.87	9.16	7.99
TEMPERATURE	C	24.67	19.50	19.79	20.22	21.73	19.75	19.39	20.15
TURBIDITY	NTU	5.00	5.07	4.62	4.93	4.59	11.2	6.18	4.16
APPENDIX III									
BORON, TOTAL	mg/L	0.30	0.57	0.58	0.52	0.077 J	< 0.039	0.29	0.66
CALCIUM, TOTAL	mg/L	18	13	13	20	50	11	18	23
CHLORIDE, TOTAL	mg/L	3.5	10	11	7.6	22	2.4	5.4	9.5
FLUORIDE, TOTAL	mg/L	0.048 J	< 0.026	< 0.026	< 0.026	0.14	< 0.026	0.039 J	< 0.026
SULFATE, TOTAL	mg/L	41	86	91	89	86	1.2	50	120
TOTAL DISSOLVED SOLIDS	mg/L	120	200	200	220	300	100	160	270
STATE REQUIRED INORGANICS									
CHEMICAL OXYGEN DEMAND	mg/L	< 9.1	< 9.1	< 9.1	N/S	N/S	N/S	17	N/S
CYANIDE, TOTAL	mg/L	< 0.0044	< 0.0044	< 0.0044	N/S	N/S	N/S	< 0.0044	N/S
TOTAL ORGANIC CARBON	mg/L	3.4	1	1	N/S	N/S	N/S	1.8	N/S
STATE REQUIRED METALS									
ANTIMONY, TOTAL	mg/L	< 0.00038	< 0.00038	< 0.00038	< 0.00038	< 0.00038	< 0.00038	< 0.00038	< 0.00038
ARSENIC, TOTAL	mg/L	< 0.00031	< 0.00031	< 0.00031	< 0.00031	< 0.00031	< 0.00031	< 0.00031	< 0.00031
BARIIUM, TOTAL	mg/L	0.036	0.041	0.042	0.044	0.036	0.032	0.045	0.052
BERYLLIUM, TOTAL	mg/L	< 0.00018	< 0.00018	< 0.00018	< 0.00018	< 0.00018	< 0.00018	< 0.00018	< 0.00018
CADMIUM, TOTAL	mg/L	< 0.00022	< 0.00022	< 0.00022	< 0.00022	< 0.00022	< 0.00022	< 0.00022	< 0.00022
CHROMIUM, TOTAL	mg/L	< 0.0015	< 0.0015	< 0.0015	< 0.0015	0.0028	< 0.0015	< 0.0015	< 0.0015
COBALT, TOTAL	mg/L	0.00014 J	0.0031	0.0038	0.0013 J	0.00045 J	0.0028	0.0013 J	0.0031
COPPER, TOTAL	mg/L	0.0028	< 0.00063	0.0013 J	0.0025	< 0.00063	< 0.00063	0.0014 J	< 0.00063
LEAD, TOTAL	mg/L	< 0.00013	< 0.00013	0.00013 J	0.00029 J	< 0.00013	< 0.00013	0.00025 J	< 0.00013
MERCURY, TOTAL	mg/L	< 0.0001	< 0.0001	< 0.0001	< 0.0001	< 0.0001	< 0.0001	< 0.0001	< 0.0001
NICKEL, TOTAL	mg/L	0.00065 J	0.0014	0.0018	0.00064 J	0.00068 J	0.00039 J	0.0009 J	0.00087 J
SELENIUM, TOTAL	mg/L	< 0.0015	< 0.0015	< 0.0015	< 0.0015	0.0056	< 0.0015	< 0.0015	< 0.0015
SILVER, TOTAL	mg/L	< 0.00018	< 0.00018	< 0.00018	< 0.00018	< 0.00018	< 0.00018	< 0.00018	< 0.00018
THALLIUM, TOTAL	mg/L	< 0.00015	< 0.00015	< 0.00015	< 0.00015	< 0.00015	< 0.00015	< 0.00015	< 0.00015
VANADIUM, TOTAL	mg/L	0.0029	0.0011	0.0023	0.0019	0.0045	0.0024	0.0040	0.0013
ZINC, TOTAL	mg/L	0.0032 J	0.0039 J	0.005	< 0.0032	0.0042 J	< 0.0032	< 0.0032	< 0.0032

NOTES:

1. mg/L - Milligrams per Liter; SU - Standard Units; mV - millivolts; C - degrees Celcius; NTU - Nephelometric Turbidity Unit
2. J - Result is an estimated value. The result is greater than or equal to the Method Detection Limit (MDL) and less than the Practical Quantitation Limit (PQL).
3. N/S - Not sampled. Locations Effluent, SWC-4, SWC-5, SWC-6, SWC-8 and SWC-9 are not sampled for COD, Cyanide, and TOC per the D&O Plan.

SURFACE WATER ANALYTICAL DATA SUMMARY (SEPTEMBER 2019)
GPC PLANT SCHERER
JULIETTE, GEORGIA

Analyte	Units	Screening / Target Levels				SURFACE WATER SAMPLING LOCATION/S							
		GA SWS		PQL	MDL	SWA-1	SWA-2	SWA-3	SWC-4	SWC-5	SWC-6	SWC-7	SWC-8
		Chronic	Acute			9/12/2019	9/12/2019	9/12/2019	9/12/2019	9/12/2019	9/12/2019	9/12/2019	9/12/2019
FIELD MONITORING PARAMETERS													
pH	SU	6.0-8.5	6.0-8.5	N/A	N/A	N/S	7.24	7.48	7.50	7.26	7.57	7.47	7.29
ORP	mV	N/A	N/A	N/A	N/A	N/S	86.1	72.9	131	84.4	64.6	86.9	81.1
SPECIFIC CONDUCTANCE	us/cm	N/A	N/A	N/A	N/A	N/S	886.8	235.7	380.8	315.7	156.5	326.7	520.6
DISSOLVED OXYGEN	mg/L	>5.0 ^[3]	>5.0 ^[3]	N/A	N/A	N/S	7.2	7.66	7.42	5.74	8.24	6.56	6.53
TEMPERATURE	C	N/A	N/A	N/A	N/A	N/S	24.58	23.88	24.15	22.95	23.01	24.24	24.05
TURBIDITY	NTU	N/A	N/A	N/A	N/A	N/S	1.21	2.47	1.68	12.9	21.7	4.62	2.79
APPENDIX III													
BORON, TOTAL	mg/L	N/A	N/A	0.1	0.021	N/S	2.1	0.38	0.58	0.057	ND	0.43	1.1
CALCIUM, TOTAL	mg/L	N/A	N/A	0.2	0.13	N/S	62	15	25	33	15	25	34
CHLORIDE, TOTAL	mg/L	N/A	N/A	1.0	0.89	N/S	10	8.5	5.4	9.9	1.9	6	8.4
FLUORIDE, TOTAL	mg/L	N/A	N/A	0.2	0.082	N/S	ND (0.054 J)	ND (0.033 J)	ND (0.049 J)	0.13	ND (0.063 J)	0.13	ND (0.050 J)
SULFATE, TOTAL	mg/L	N/A	N/A	1	0.7	N/S	390	48	77	38	ND (0.82 J)	65	170
TOTAL DISSOLVED SOLIDS	mg/L	N/A	N/A	5.0	3.4	N/S	620	110	250	250	100	220	370
STATE REQUIRED INORGANICS													
CHEMICAL OXYGEN DEMAND	mg/L	N/A	N/A	10.0	6.4	N/S	32	22	N/S	N/S	N/S	ND	N/S
CYANIDE, TOTAL	mg/L	N/A	N/A	0.010	0.0044	N/S	ND	ND	N/S	N/S	N/S	ND	N/S
TOTAL ORGANIC CARBON	mg/L	N/A	N/A	1.0	0.5	N/S	1.8	ND (0.89 J)	N/S	N/S	N/S	2.1	N/S
STATE REQUIRED METALS													
ANTIMONY, TOTAL	mg/L	N/A	N/A	0.0025	0.00038	N/S	ND	ND	ND	ND	ND	ND	ND
ARSENIC, TOTAL	mg/L	0.15	0.34	0.0013	0.00032	N/S	ND	ND	ND	ND	ND	ND (0.00049 J)	ND
BARIIUM, TOTAL	mg/L	N/A	N/A	0.010	0.0016	N/S	0.094	0.036	0.046	0.045	0.023	0.059	0.063
BERYLLIUM, TOTAL	mg/L	N/A	N/A	0.0025	0.00018	N/S	ND	ND	ND	ND	ND	ND	ND
CADMIUM, TOTAL	mg/L	0.0013	0.002	0.0025	0.00013	N/S	ND	ND	ND	ND	ND	ND	ND
CHROMIUM, TOTAL	mg/L	N/A	N/A	0.0025	0.0015	N/S	ND	ND (0.0020 J)	ND	0.0037	ND (0.0024 J)	ND	ND (0.0015 J)
COBALT, TOTAL	mg/L	N/A	N/A	0.0025	0.000075	N/S	ND (0.0018 J)	ND (0.00083 J)	ND (0.00064 J)	ND (0.0014 J)	ND (0.00067 J)	ND (0.00046 J)	ND (0.0014 J)
COPPER, TOTAL	mg/L	0.005	0.007	0.002	0.00063	N/S	ND	ND	ND	ND (0.0012 J)	ND	ND (0.0010 J)	ND
LEAD, TOTAL	mg/L	0.0012	0.03	0.001	0.00013	N/S	ND	ND	ND	ND (0.00024 J)	ND	ND (0.00014 J)	ND
MERCURY, TOTAL	mg/L	0.000012	0.0014	0.0002	0.0001	N/S	ND	ND	ND	ND	ND	ND	ND
NICKEL, TOTAL	mg/L	0.029	0.26	0.001	0.00034	N/S	ND (0.00064 J)	ND (0.00068 J)	ND	ND (0.00055 J)	ND	ND (0.00050 J)	ND (0.00042 J)
SELENIUM, TOTAL	mg/L	0.005	N/A	0.0025	0.0015	N/S	ND	ND	ND	ND (0.0024 J)	ND	ND	ND
SILVER, TOTAL	mg/L	N/A	N/A	0.0010	0.00011	N/S	ND	ND	ND	ND	ND	ND	ND
THALLIUM, TOTAL	mg/L	N/A	N/A	0.0005	0.00015	N/S	ND	ND	ND	ND	ND	ND (0.00020 J)	ND (0.00023 J)
VANADIUM, TOTAL	mg/L	N/A	N/A	0.001	0.00099	N/S	ND	0.0017	0.0018	0.0076	0.0032	0.0034	0.0014
ZINC, TOTAL	mg/L	0.065	0.065	0.005	0.0032	N/S	ND (0.0043 J)	0.0054	ND (0.0047 J)	ND (0.0047 J)	ND (0.0042 J)	ND (0.0037 J)	ND (0.0037 J)

NOTES:

1. mg/L - Milligrams per Liter; SU - Standard Units; mV - millivolts; C - degrees Celcius; NTU - Nephelometric Turbidity Unit
2. PQL = Practical Quantitation Limit; MDL - Method Detection Limit.
3. Dissolved Oxygen Screening Limit: A daily average of 6.0 mg/L and no less than 5.0 g/L for designated waters.
4. J - Result is an estimated value. The result is greater than or equal to the Method Detection Limit (MDL) and less than the Practical Quantitation Limit (PQL).
5. ND - ConStituent was analyzed for, but was not detected above the MDL and is coN/Sidered a non-detect.
6. N/A - Not Applicable. No Screening Limit Available.
7. N/S - Not sampled as per the site D&O Plan. LocationN/S SWA-1, SWA-2, SWA-3, and SWC-7 only are sampled for COD, Chloride, Cyanide, & TOC; or no samples collected because location was dry at the time of sampling.
8. GASWS = Georgia Surface Water Quality Standards (391-3-6-.03)

SURFACE WATER ANALYTICAL DATA SUMMARY (APRIL 2019)
GPC PLANT SCHERER
JULIETTE, GEORGIA

Analyte	Units	Screening / Target Levels				SURFACE WATER SAMPLING LOCATIONS							
		GA SWS		PQL	MDL	SWA-1	SWA-2	SWA-3	SWC-4	SWC-5	SWC-6	SWC-7	SWC-8
Sample Date:		Chronic	Acute										
FIELD MONITORING PARAMETERS													
pH	SU	6.0-8.5	6.0-8.5	N/A	N/A	NS	6.77	7.07	7.20	6.80	7.42	7.37	7.12
ORP	mV	N/A	N/A	N/A	N/A	NS	89.1	82.2	90.6	101.0	72.0	94.0	96.0
SPECIFIC CONDUCTANCE	us/cm	N/A	N/A	N/A	N/A	NS	552.3	279.4	349.4	367.6	123.2	323.1	425.6
DISSOLVED OXYGEN	mg/L	>5.0	>5.0	N/A	N/A	NS	8.82	9.48	9.51	12.55	9.52	11.03	9.11
TEMPERATURE	C	N/A	N/A	N/A	N/A	NS	17.32	17.54	16.40	19.86	17.22	15.94	17.76
TURBIDITY	NTU	N/A	N/A	N/A	N/A	NS	3.60	2.80	3.26	1.09	11.6	3.64	3.81
APPENDIX III													
BORON, TOTAL	mg/L	N/A	N/A	0.1	0.021	NS	1.2	0.59	0.63	0.061	ND	0.51	0.87
CALCIUM, TOTAL	mg/L	N/A	N/A	0.2	0.13	NS	35	13	22	37	10	23	26
CHLORIDE, TOTAL	mg/L	N/A	N/A	1.0	0.89	NS	12	10	8.1	16	2.3	8.7	9.9
FLUORIDE, TOTAL	mg/L	N/A	N/A	0.2	0.082	NS	ND (0.028 J)	ND	ND	ND (0.12 J)	ND (0.037 J)	ND (0.081 J)	ND
SULFATE, TOTAL	mg/L	N/A	N/A	1	0.7	NS	200	88	110	63	1.3	87	140
TOTAL DISSOLVED SOLIDS	mg/L	N/A	N/A	5.0	3.4	NS	400	210	250	260	100	230	300
STATE REQUIRED INORGANICS													
CHEMICAL OXYGEN DEMAND	mg/L	N/A	N/A	10.0	6.4	NS	19	15	N/S	N/S	N/S	ND	N/S
CYANIDE, TOTAL	mg/L	N/A	N/A	0.0	0.005	NS	ND	ND	N/S	N/S	N/S	ND	N/S
TOTAL ORGANIC CARBON	mg/L	N/A	N/A	1.0	0.5	NS	1.4	ND (0.67 J)	N/S	N/S	N/S	1.7	N/S
STATE REQUIRED METALS													
ANTIMONY, TOTAL	mg/L	N/A	N/A	0.0025	0.001	NS	ND	ND	ND	ND	ND	ND	ND
ARSENIC, TOTAL	mg/L	0.15	0.34	0.0013	0.00046	NS	ND	ND	ND	ND	ND (0.0010 J)	ND (0.0011 J)	ND (0.00081 J)
BARIUM, TOTAL	mg/L	N/A	N/A	0.0025	0.00049	NS	0.070	0.044	0.051	0.032	0.032	0.058	0.061
BERYLLIUM, TOTAL	mg/L	N/A	N/A	0.0025	0.00034	NS	ND	ND	ND	ND	ND	ND	ND
CADMIUM, TOTAL	mg/L	0.0013	0.002	0.0025	0.00034	NS	ND	ND	ND	ND	ND	ND	ND
CHROMIUM, TOTAL	mg/L	N/A	N/A	0.0025	0.0011	NS	ND	ND	ND	0.0035	ND (0.0013 J)	ND	ND
COBALT, TOTAL	mg/L	N/A	N/A	0.0025	0.0004	NS	0.0054	0.0041	ND (0.0020 J)	ND	0.0032	ND (0.00043 J)	0.0049
COPPER, TOTAL	mg/L	0.005	0.007	0.0025	0.0021	NS	ND	ND	ND	ND	ND	ND (0.0023 J)	ND
LEAD, TOTAL	mg/L	0.0012	0.03	0.0013	0.00035	NS	ND	ND	ND	ND	ND	ND	ND
MERCURY, TOTAL	mg/L	0.000012	0.0014	0.0002	0.00007	NS	ND	ND	ND	ND	ND	ND	ND
NICKEL, TOTAL	mg/L	0.029	0.26	0.0025	0.0018	NS	ND	ND	ND	ND	ND	ND	ND
SELENIUM, TOTAL	mg/L	0.005	N/A	0.0013	0.00024	NS	ND	ND	ND	0.0035	ND	ND	ND
SILVER, TOTAL	mg/L	N/A	N/A	0.00025	0.00011	NS	ND	ND	ND	ND	ND	ND	ND
THALLIUM, TOTAL	mg/L	N/A	N/A	0.0005	8.5E-05	NS	ND	ND	ND	ND	ND	ND	ND
VANADIUM, TOTAL	mg/L	N/A	N/A	0.0025	0.0014	NS	0.0030	0.0037	0.0044	0.0087	0.0081	0.0072	0.0056
ZINC, TOTAL	mg/L	0.065	0.065	0.02	6.5E-03	NS	ND	ND	ND	ND	ND	ND	ND

NOTES:

1. mg/L - Milligrams per Liter; SU - Standard Units; mV - millivolts; C - degrees Celcius; NTU - Nephelometric Turbidity Unit
2. PQL = Practical Quantitation Limit
3. MDL - Method Detection Limit.
4. J - Result is an estimated value. The result is greater than or equal to the Method Detection Limit (MDL) and less than the Practical Quantitation Limit (PQL).
5. ND - Constituent was analyzed for, but was not detected above the MDL and is considered a non-detect.
6. N/A - Not Applicable. No Screening Limit Available.
7. N/S - Not sampled as per the site D&O Plan. Locations SWA-1, SWA-2, SWA-3, and SWC-7 only are sampled for COD, Chloride, Cyanide, & TOC; or no samples collected because location was dry at the time of sampling.
8. GASWS = Georgia Surface Water Quality Standards

SURFACE WATER ANALYTICAL DATA SUMMARY (OCTOBER 2018)
GPC PLANT SCHERER
JULIETTE, GEORGIA

Analyte	Units	Screening / Target Levels				SURFACE WATER SAMPLING LOCATIONS							
		GA SWS		RL	MDL	SWA-1	SWA-2	SWA-3	SWC-4	SWC-5	SWC-6	SWC-7	SWC-8
		Chronic	Acute			10/4/2018	10/4/2018	10/4/2018	10/4/2018	10/4/2018	10/4/2018	10/4/2018	10/4/2018
FIELD MONITORING PARAMETERS													
pH	SU	6.0-8.5	6.0-8.5	N/R	N/R	DRY	7.13	7.24	7.17	7.02	7.70	7.64	7.15
ORP	mV	n/a	n/a	N/R	N/R	DRY	43.5	89.1	146.8	59.9	131.6	126.5	56.2
Specific Conductance	us/cm	n/a	n/a	N/R	N/R	DRY	704.8	242.6	428.8	289.6	156.8	379.4	516.7
Dissolved Oxygen	mg/L	>5.0	>5.0	N/R	N/R	DRY	7.1	7.32	7.45	4.41	7.98	6.87	7.49
Temperature	C	n/a	n/a	N/R	N/R	DRY	24.55	21.84	21.81	21.53	23.28	24.49	22.42
Turbidity	NTU	n/a	n/a	N/R	N/R	DRY	3.32	3.26	N/A	2.45	13.4	2.22	3.02
APPENDIX III													
BORON, TOTAL	mg/L	n/a	n/a	0.1	0.021	DRY	1.7	0.4	0.8	ND (0.043 J)	ND	0.58	1.2
CALCIUM, TOTAL	mg/L	n/a	n/a	0.2	0.13	DRY	45	13	26	29	13	26	32
CHLORIDE, TOTAL	mg/L	n/a	n/a	1.0	0.89	DRY	10	10	7.9	9.6	2.5	9.6	10
FLUORIDE, TOTAL	mg/L	n/a	n/a	0.2	0.082	DRY	ND	ND	ND	0.22	ND (0.089 J)	ND (0.16 J)	ND
SULFATE, TOTAL	mg/L	n/a	n/a	1	0.7	DRY	270	56	120	32	ND	82	180
TOTAL DISSOLVED SOLIDS	mg/L	n/a	n/a	5.0	3.4	DRY	530	180	300	190	94	280	360
STATE REQUIRED INORGANICS													
CHEMICAL OXYGEN DEMAND	mg/L	n/a	n/a	10.0	6.4	DRY	ND	ND	N/A	N/A	N/A	10	N/A
CYANIDE, TOTAL	mg/L	n/a	n/a	0.0	0.005	DRY	ND	ND	N/A	N/A	N/A	ND	N/A
TOTAL ORGANIC CARBON	mg/L	n/a	n/a	1.0	0.5	DRY	1.4	ND (0.83 J)	N/A	N/A	N/A	2	N/A
STATE REQUIRED METALS													
ANTIMONY, TOTAL	mg/L	n/a	n/a	0.0025	0.001	DRY	ND	ND	ND	ND	ND	ND	ND
ARSENIC, TOTAL	mg/L	0.15	0.34	0.0013	0.00046	DRY	ND	ND	ND	ND	ND	ND	ND
BARIUM, TOTAL	mg/L	n/a	n/a	0.0025	0.00049	DRY	0.077	0.038	0.053	0.036	0.017	0.065	0.067
BERYLLIUM, TOTAL	mg/L	n/a	n/a	0.0025	0.00034	DRY	ND	ND	ND	ND	ND	ND	ND
CADMIUM, TOTAL	mg/L	0.0013	0.002	0.0025	0.00034	DRY	ND	ND	ND	ND	ND	ND	ND
CHROMIUM, TOTAL	mg/L	n/a	n/a	0.0025	0.0011	DRY	ND	ND (0.0011 J)	ND	ND (0.0016 J)	ND (0.0019 J)	ND	ND
COBALT, TOTAL	mg/L	n/a	n/a	0.0025	0.0004	DRY	0.0039	ND (0.0022 J)	ND (0.00074 J)	ND (0.00044 J)	ND (0.0012 J)	ND	ND (0.0021 J)
COPPER, TOTAL	mg/L	0.005	0.007	0.0025	0.0021	DRY	ND	ND	ND	ND	ND	ND	ND
LEAD, TOTAL	mg/L	0.0012	0.03	0.0013	0.00035	DRY	ND	ND	ND	ND	ND	ND	ND
MERCURY, TOTAL	mg/L	0.000012	0.0014	0.0002	0.00007	DRY	ND	ND	ND	ND	ND	ND	ND
NICKEL, TOTAL	mg/L	0.029	0.26	0.0025	0.0018	DRY	ND	0.0029	ND	ND	ND	ND	ND
SELENIUM, TOTAL	mg/L	0.005	n/a	0.0013	0.00024	DRY	ND (0.0004 J)	ND (0.00029 J)	ND	ND (0.0012 J)	ND	ND (0.00047 J)	ND
SILVER, TOTAL	mg/L	n/a	n/a	0.00025	0.00011	DRY	ND	ND	ND	ND	ND	ND	ND
THALLIUM, TOTAL	mg/L	n/a	n/a	0.0005	8.5E-05	DRY	ND	ND	ND	ND	ND	ND	ND
VANADIUM, TOTAL	mg/L	n/a	n/a	0.0025	0.0014	DRY	ND (0.002 J)	0.004	0.0053	0.0082	0.0083	0.0058	0.005
ZINC, TOTAL	mg/L	0.065	0.065	0.02	6.5E-03	DRY	ND	ND	ND	ND	ND	ND	ND

NOTES:

1. mg/L - Milligrams per Liter
2. PQL = Practical Quantitation Limit
3. MDL - Method Detection Limit.
4. J - Result is an estimated value. The result is greater than or equal to the Method Detection Limit (MDL) and less than the Practical Quantitation Limit (PQL). Values are displayed as less than the PQL/RL with a J.
5. "<" - Constituent was analyzed for, but was not detected above the MDL and is considered a non-detect. Values displayed as less than RL.
6. N/A - Not sampled as per the site D&O Plan. Locations SWA-1, SWA-2, SWA-3, and SWC-7 only are sampled for COD, Chloride, Cyanide, & TOC.
7. NS - No samples collected. Location dry.
8. GASWS = Georgia Surface Water Quality Standards

SURFACE WATER ANALYTICAL DATA SUMMARY (MARCH 2018)

GPC PLANT SCHERER

JULIETTE, GEORGIA

Analyte	Units	Screening / Target Levels				SURFACE WATER SAMPLING LOCATIONS							
		GA SWS		RL	MDL	SWA-1	SWA-2	SWA-3	SWC-4	SWC-5	SWC-6	SWC-7	SWC-8
		Chronic	Acute			3/23/2018	3/23/2018	3/23/2018	3/23/2018	3/23/2018	3/23/2018	3/23/2018	3/23/2018
Sample Date:													
FIELD MONITORING PARAMETERS													
pH	SU	6.0-8.5	6.0-8.5	N/R	N/R	6.73	6.76	6.95	7.07	6.93	7.34	7.27	7.12
Temperature	C	n/a	n/a	N/R	N/R	14.4	15.37	14.27	12.35	13.95	12.48	11.79	13.4
Specific Conductance	us/cm	n/a	n/a	N/R	N/R	417.53	541.8	319.2	325.1	358.4	146.8	281.2	397
Dissolved Oxygen	mg/L	>5.0	>5.0	N/R	N/R	10.11	9.29	20.17	10.03	8.63	9.94	10.43	9.89
ORP	mV	n/a	n/a	N/R	N/R	151.9	72.8	87.5	112.1	108.5	86.3	94.6	86.7
Turbidity	NTU	n/a	n/a	N/R	N/R	13.8	4.53	4.32	9.4	2.76	11.1	10.94	5.64
APPENDIX III													
BORON, TOTAL	mg/L	n/a	n/a	0.1	0.021	0.39	0.95	0.56	0.5	0.072	<0.050	0.35	0.67
CALCIUM, TOTAL	mg/L	n/a	n/a	0.2	0.13	24	34	14	19	37	11	23	24
CHLORIDE, TOTAL	mg/L	n/a	n/a	1.0	0.89	4.1	9.1	10	6.8	11	2.7	6.1	8.5
FLUORIDE, TOTAL	mg/L	n/a	n/a	0.2	0.082	0.15 J	<0.20	<0.20	<0.20	0.21	<0.20	<0.20	<0.20
SULFATE, TOTAL	mg/L	n/a	n/a	1	0.7	78	180	93	80	53	1.1	61	100
TOTAL DISSOLVED SOLIDS	mg/L	n/a	n/a	5.0	3.4	210	360	210	210	230	100	290	250
STATE REQUIRED INORGANICS													
CHEMICAL OXYGEN DEMAND	mg/L	n/a	n/a	10.0	6.4	18	10	12	N/A	N/A	N/A	8.0 J	N/A
CYANIDE, TOTAL	mg/L	n/a	n/a	0.0	0.005	<0.0050	<0.0050	<0.0050	N/A	N/A	N/A	<0.0050	N/A
TOTAL ORGANIC CARBON	mg/L	n/a	n/a	1.0	0.5	3.3	1.3	0.88 J	N/A	N/A	N/A	1.7	N/A
STATE REQUIRED METALS													
ANTIMONY, TOTAL	mg/L	n/a	n/a	0.0025	0.001	<0.0025	<0.0025	<0.0025	<0.0025	<0.0025	<0.0025	<0.0025	<0.0025
ARSENIC, TOTAL	mg/L	0.15	0.34	0.0013	0.00046	<0.0013	<0.0013	<0.0013	<0.0013	<0.0013	<0.0013	<0.0013	<0.0013
BARIIUM, TOTAL	mg/L	n/a	n/a	0.0025	0.00049	0.063	0.068	0.048	0.053	0.04	0.025	0.058	0.06
BERYLLIUM, TOTAL	mg/L	n/a	n/a	0.0025	0.00034	<0.0025	<0.0025	<0.0025	<0.0025	<0.0025	<0.0025	<0.0025	<0.0025
CADMIUM, TOTAL	mg/L	0.0013	0.002	0.0025	0.00034	<0.0025	<0.0025	<0.0025	<0.0025	<0.0025	<0.0025	<0.0025	<0.0025
CHROMIUM, TOTAL	mg/L	n/a	n/a	0.0025	0.0011	<0.0025	<0.0025	<0.0025	<0.0025	0.003	0.0014 J	<0.0025	<0.0025
COBALT, TOTAL	mg/L	n/a	n/a	0.0025	0.0004	<0.0025	0.0064	0.0052	0.0025	<0.0025	0.0027	0.00092 J	0.005
COPPER, TOTAL	mg/L	0.005	0.007	0.0025	0.0021	0.0037	<0.0025	<0.0025	<0.0025	<0.0025	<0.0025	<0.0025	<0.0025
LEAD, TOTAL	mg/L	0.0012	0.03	0.0013	0.00035	<0.0013	<0.0013	<0.0013	<0.0013	<0.0013	<0.0013	<0.0013	<0.0013
MERCURY, TOTAL	mg/L	0.000012	0.0014	0.0002	0.00007	0.00011 J	0.000097 J	0.0001 J	0.0001 J	<0.00020	<0.00020	0.0001 J	<0.00020
NICKEL, TOTAL	mg/L	0.029	0.26	0.0025	0.0018	<0.0025	<0.0025	<0.0025	<0.0025	<0.0025	<0.0025	<0.0025	<0.0025
SELENIUM, TOTAL	mg/L	0.005	n/a	0.0013	0.00024	0.0012 J	0.00048 J	<0.0013	<0.0013	0.0026	0.00032 J	<0.0013	<0.0013
SILVER, TOTAL	mg/L	n/a	n/a	0.00025	0.00011	<0.0013	<0.0013	<0.0013	<0.0013	<0.0013	<0.0013	<0.0013	<0.0013
THALLIUM, TOTAL	mg/L	n/a	n/a	0.0005	8.5E-05	0.00028 J	<0.00050	<0.00050	<0.00050	<0.00050	<0.00050	<0.00050	<0.00050
VANADIUM, TOTAL	mg/L	n/a	n/a	0.0025	0.0014	0.0033	<0.0025	<0.0025	0.0017 J	0.0038	0.0026	0.0022 J	<0.0025
ZINC, TOTAL	mg/L	0.065	0.065	0.02	6.5E-03	0.0077 J	<0.020	<0.020	<0.020	<0.020	<0.020	<0.020	<0.020

NOTES:

1. mg/L - Milligrams per Liter
2. PQL = Practical Quantitation Limit
3. MDL - Method Detection Limit.
4. J - Result is an estimated value. The result is greater than or equal to the Method Detection Limit (MDL) and less than the Practical Quantitation Limit (PQL). Values are displayed as less than the PQL/RL with a J.
5. "<" - Constituent was analyzed for, but was not detected above the MDL and is considered a non-detect. Values displayed as less than RL.
6. N/A - Not sampled as per the site D&O Plan. Locations SWA-1, SWA-2, SWA-3, and SWC-7 only are sampled for COD, Chloride, Cyanide, & TOC.
7. NS - No samples collected. Location dry.
8. GASWS - Georgia Surface Water Quality Standards

SURFACE WATER ANALYTICAL DATA SUMMARY (OCTOBER 2017)

**GPC PLANT SCHERER
JULIETTE, GEORGIA**

Analyte	Units	Screening / Target Levels		Screening Levels		SURFACE WATER SAMPLING LOCATIONS							
		MCL	SMCL	RL	MDL	SWA-1	SWA-2	SWA-3	SWC-4	SWC-5	SWC-6	SWC-7	SWC-8
Sample Date:						10/9/2017	10/9/2017	10/9/2017	10/9/2017	10/9/2017	10/9/2017	10/9/2017	10/9/2017
FIELD MONITORING PARAMETERS													
pH	SU	5.5-7.5	N/R	N/R	N/R	7.31	6.86	7.2	7.36	6.78	7.48	6.99	7.14
Temperature	C	N/R	N/R	N/R	N/R	25.96	22.89	23.34	24.15	23.3	22.58	24.32	23.34
Specific Conductance	us/cm	N/R	N/R	N/R	N/R	501.01	601.24	212.12	407.1	238.65	156.6	428.28	486.74
Dissolved Oxygen	mg/L	N/R	N/R	N/R	N/R	8.62	6.77	6.84	6.97	1.76	7.7	6.8	7.03
ORP	mV	N/R	N/R	N/R	N/R	108.87	43.43	39.69	72.76	34.25	-12.77	16.4	31
Turbidity	NTU	N/R	N/R	N/R	N/R	0.51	2.84	4.07	1.88	1.68	9.3	1.14	2.62
APPENDIX III													
BORON, TOTAL	mg/L	N/R	N/R	0.1	0.021	0.78	1.8	0.38	1.0	0.026 J	0.022 J	0.74	1.3
CALCIUM, TOTAL	mg/L	N/R	N/R	0.2	0.13	35	44	13	29	26	15	32	34
CHLORIDE, TOTAL	mg/L	N/R	250	1.0	0.89	11	8.9	9.7	7.7	4.9	2.7	9.7	8.6
FLUORIDE, TOTAL	mg/L	4	2	0.2	0.082	0.47	0.099 J	<0.20	<0.20	0.23	<0.20	0.19 J	<0.20
SULFATE, TOTAL	mg/L	N/R	250	1	0.7	160	220	43	120	14	<1.0	190	160
TOTAL DISSOLVED SOLIDS	mg/L	N/R	500	5.0	3.4	200	350	160	230	52	110	190	240
STATE REQUIRED INORGANICS													
CHEMICAL OXYGEN DEMAND	mg/L	N/R	N/R	10.0	6.4	8.8 J	7.2 J	<10	N/A	N/A	N/A	<10	N/A
CYANIDE, TOTAL	mg/L	4	2	0.0	0.005	<0.0050	<0.0050	<0.0050	N/A	N/A	N/A	<0.0050	N/A
TOTAL ORGANIC CARBON	mg/L	N/R	500	1.0	0.5	3.3	2.2	1.8	N/A	N/A	N/A	3	N/A
STATE REQUIRED METALS													
ANTIMONY, TOTAL	mg/L	0.006	N/R	0.0025	0.001	<0.0025	<0.0025	<0.0025	<0.0025	<0.0025	<0.0025	<0.0025	<0.0025
ARSENIC, TOTAL	mg/L	0.01	N/R	0.0013	0.00046	0.0008 J	<0.0013	<0.0013	<0.0013	<0.0013	<0.0013	<0.0013	<0.0013
BARIUM, TOTAL	mg/L	2	N/R	0.0025	0.00049	0.11	0.064	0.035	0.059	0.033	0.027	0.086	0.06
BERYLLIUM, TOTAL	mg/L	0.004	N/R	0.0025	0.00034	<0.0025	<0.0025	<0.0025	<0.0025	<0.0025	<0.0025	<0.0025	<0.0025
CADMIUM, TOTAL	mg/L	0.005	N/R	0.0025	0.00034	<0.0025	<0.0025	<0.0025	<0.0025	<0.0025	<0.0025	<0.0025	<0.0025
CHROMIUM, TOTAL	mg/L	0.1	N/R	0.0025	0.0011	<0.0025	<0.0025	<0.0025	<0.0025	0.0036	0.003	<0.0025	<0.0025
COBALT, TOTAL	mg/L	N/R	N/R	0.0025	0.0004	<0.0025	0.002 J	0.002 J	0.00081 J	0.00089 J	0.0034	<0.0025	0.0016 J
COPPER, TOTAL	mg/L	1.3	N/R	0.0025	0.0021	0.0067	<0.0025	<0.0025	0.0042	<0.0025	0.0073	0.0055	<0.0025
LEAD, TOTAL	mg/L	N/R	0.015	0.0013	0.00035	<0.0013	<0.0013	<0.0013	<0.0013	<0.0013	0.00065 J	<0.0013	<0.0013
MERCURY, TOTAL	mg/L	0.002	N/R	0.0002	0.00007	<0.00020	<0.00020	<0.00020	<0.00020	<0.00020	<0.00020	<0.00020	<0.00020
NICKEL, TOTAL	mg/L	0.1	N/R	0.0025	0.0018	<0.0025	<0.0025	<0.0025	<0.0025	<0.0025	<0.0025	<0.0025	<0.0025
SELENIUM, TOTAL	mg/L	0.05	N/R	0.0013	0.00024	0.0025	0.00045 J	0.0003 J	<0.0013	<0.0013	<0.0013	0.0012 J	0.00059 J
SILVER, TOTAL	mg/L	0.1	N/R	0.00025	0.00011	<0.0013	<0.0013	<0.0013	<0.0013	<0.0013	<0.0013	<0.0013	<0.0013
THALLIUM, TOTAL	mg/L	0.002	N/R	0.0005	8.5E-05	<0.00050	<0.00050	<0.00050	<0.00050	<0.00050	<0.00050	<0.00050	<0.00050
VANADIUM, TOTAL	mg/L	N/R	N/R	0.0025	0.0014	0.0043	<0.0025	<0.0025	0.0017 J	0.0016 J	0.0057	0.0021 J	<0.0025
ZINC, TOTAL	mg/L	5	N/R	0.02	6.5E-03	<0.020	<0.020	<0.020	<0.020	<0.020	<0.020	<0.020	<0.020

NOTES:

1. mg/L - Milligrams per Liter
2. PQL = Practical Quantitation Limit
3. MDL - Method Detection Limit
4. J - Result is an estimated value. The result is greater than or equal to the Method Detection Limit (MDL) and less than the Practical Quantitation Limit (PQL). Values are displayed as less than the PQL/RL with a J.
5. "<" - Constituent was analyzed for, but was not detected above the MDL and is considered a non-detect. Values displayed as less than RL.
6. N/A - Not sampled as per the site D&D Plan. Locations SWA-1, SWA-2, SWA-3, and SWC-7 only are sampled for COD, Chloride, Cyanide, & TOC.
7. NS - No samples collected. Location dry.
8. Results for Total Dissolved Solids were obtained from samples collected October 24, 2017

SURFACE WATER ANALYTICAL DATA SUMMARY-April 2017
GPC PLANT SCHERER
JULIETTE, GEORGIA

Analyte	Units	Screening Levels		GROUNDWATER MONITORING WELLS							
		RL	MDL	SWA-1	SWA-2	SWA-3	SWC-4	SWC-5	SWC-6	SWC-7	SWC-8
Sample Date:		4/11/2017	4/11/2017	4/11/2017	4/11/2017	4/11/2017	4/11/2017	4/11/2017	4/11/2017	4/11/2017	4/11/2017
INDICATOR PARAMETERS											
CHEMICAL OXYGEN DEMAND	mg/L	10	6.4	<10	<10	<10	N/A	N/A	N/A	7.8 J	N/A
CHLORIDE, TOTAL	mg/L	1.0	0.89	7.3	8.8	9.7	N/A	N/A	N/A	7	N/A
CYANIDE, TOTAL	mg/L	0.005	0.005	<0.0050	<0.0050	<0.0050	N/A	N/A	N/A	<0.0050	N/A
TOTAL ORGANIC CARBON	mg/L	1.0	0.5	3.2	1.3	0.81 J	N/A	N/A	N/A	1.8	N/A
METALS											
ANTIMONY, TOTAL	mg/L	0.0025	0.001	<0.0025	<0.0025	<0.0025	<0.0025	<0.0025	<0.0025	<0.0025	<0.0025
ARSENIC, TOTAL	mg/L	0.0013	0.00046	<0.0013	<0.0013	<0.0013	<0.0013	<0.0013	<0.0013	<0.0013	<0.0013
BARIUM, TOTAL	mg/L	0.0025	0.00049	0.08	0.07	0.041	0.050	0.026	0.026	0.052	0.058
BERYLLIUM, TOTAL	mg/L	0.0025	0.00034	<0.0025	<0.0025	<0.0025	<0.0025	<0.0025	<0.0025	<0.0025	<0.0025
CADMIUM, TOTAL	mg/L	0.0025	0.00034	<0.0025	<0.0025	<0.0025	<0.0025	<0.0025	<0.0025	<0.0025	<0.0025
CHROMIUM, TOTAL	mg/L	0.0025	0.0011	<0.0025	<0.0025	<0.0025	<0.0025	0.0034	0.0011 J	<0.0025	<0.0025
COBALT, TOTAL	mg/L	0.0025	0.0004	<0.0025	0.0051	0.0051	0.002 J	<0.0025	0.0033	0.00064 J	0.0037
COPPER, TOTAL	mg/L	0.0025	0.0021	0.0058	<0.0025	<0.0025	<0.0025	<0.0025	<0.0025	<0.0025	<0.0025
LEAD, TOTAL	mg/L	0.0013	0.00035	<0.0013	<0.0013	<0.0013	<0.0013	<0.0013	<0.0013	<0.0013	<0.0013
MERCURY, TOTAL	mg/L	0.0002	0.00007	<0.00020	<0.00020	<0.00020	<0.00020	<0.00020	<0.00020	<0.00020	<0.00020
NICKEL, TOTAL	mg/L	0.0025	0.0018	<0.0025	<0.0025	<0.0025	<0.0025	<0.0025	<0.0025	<0.0025	<0.0025
SELENIUM, TOTAL	mg/L	0.0013	0.00024	0.00056 J	<0.0013	<0.0013	<0.0013	0.0013	<0.0013	<0.0013	<0.0013
SILVER, TOTAL	mg/L	0.00025	0.00011	<0.00025	<0.00025	<0.00025	<0.00025	<0.00025	<0.00025	<0.00025	<0.00025
THALLIUM, TOTAL	mg/L	0.0005	8.5E-05	<0.00050	<0.00050	<0.00050	<0.00050	<0.00050	<0.00050	<0.00050	<0.00050
VANADIUM, TOTAL	mg/L	0.0025	0.0014	0.0032	0.0021	0.0034	0.0043	0.0097	0.0033	0.0033	0.0033
ZINC, TOTAL	mg/L	0.02	6.5E-03	<0.020	<0.020	<0.020	<0.020	<0.020	<0.020	<0.020	<0.020

NOTES:

1. mg/L - Milligrams per Liter
2. PQL - Practical Quantitation Limit
3. MDL - Method Detection Limit.
4. J - Result is an estimated value. The result is greater than or equal to the Method Detection Limit (MDL) and less than the Practical Quantitation Limit (PQL). Values are displayed as less than the PQL/RL with a J.
5. *< - Constituent was analyzed for, but was not detected above the MDL and is considered a non-detect. Values displayed as less than RL.
6. N/A - Not sampled as per the site D&O Plan. Locations SWA-1, SWA-2, SWA-3, and SWC-7 only are sampled for COD, Chloride, Cyanide, & TOC.
7. NS - No samples collected. Location dry.

SURFACE WATER ANALYTICAL DATA SUMMARY
GPC PLANT SCHERER
JULIETTE, GEORGIA

Analyte	Units	Screening Levels		GROUNDWATER MONITORING WELLS								
		RL	MDL	SWA-1	SWA-2	SWA-3	SWC-4	SWC-5	SWC-6	SWC-7	SWC-8	
Sample Date:				NS	10/10/2016	10/10/2016	10/10/2016	10/10/2016	10/10/2016	10/10/2016	10/10/2016	10/10/2016
INDICATOR PARAMETERS												
CHEMICAL OXYGEN DEMAND	mg/L	10	6.4	NS	<10	<10	N/A	N/A	N/A	<10	N/A	
CHLORIDE, TOTAL	mg/L	1.0	0.89	NS	9.9	10	N/A	N/A	N/A	9.1	N/A	
CYANIDE, TOTAL	mg/L	0.005	0.005	NS	<0.005	<0.005	N/A	N/A	N/A	<0.005	N/A	
TOTAL ORGANIC CARBON	mg/L	1.0	0.5	NS	1.4	0.8	N/A	N/A	N/A	1.9	N/A	
METALS												
ANTIMONY, TOTAL	mg/L	0.0025	0.001	NS	<0.0025	<0.0025	<0.0025	<0.0025	<0.0025	<0.0025	<0.0025	
ARSENIC, TOTAL	mg/L	0.0013	0.00046	NS	<0.0013	<0.0013	<0.0013	<0.0013	<0.0013	<0.0013	<0.0013	
BARIUM, TOTAL	mg/L	0.0025	0.00049	NS	0.076	0.025	0.050	0.027	0.016	0.070	0.063	
BERYLLIUM, TOTAL	mg/L	0.0025	0.00034	NS	<0.0025	<0.0025	<0.0025	<0.0025	<0.0025	<0.0025	<0.0025	
CADMIUM, TOTAL	mg/L	0.0025	0.00034	NS	<0.0025	<0.0025	<0.0025	<0.0025	<0.0025	<0.0025	<0.0025	
CHROMIUM, TOTAL	mg/L	0.0025	0.0011	NS	<0.0025	<0.0025	<0.0025	0.0027	0.0012 J	<0.0025	<0.0025	
COBALT, TOTAL	mg/L	0.0025	0.0004	NS	0.00043 J	0.0011 J	0.0017 J	<0.0025	0.00058 J	<0.0025	0.0017 J	
COPPER, TOTAL	mg/L	0.0025	0.0021	NS	<0.0025	<0.0025	<0.0025	<0.0025	<0.0025	0.0021 J	<0.0025	
LEAD, TOTAL	mg/L	0.0013	0.00035	NS	<0.0013	<0.0013	<0.0013	<0.0013	<0.0013	<0.0013	<0.0013	
MERCURY, TOTAL	mg/L	0.0002	0.00007	NS	<0.0002	<0.0002	<0.0002	<0.0002	<0.0002	<0.0002	<0.0002	
NICKEL, TOTAL	mg/L	0.0025	0.0018	NS	<0.0025	<0.0025	<0.0025	<0.0025	<0.0025	<0.0025	<0.0025	
SELENIUM, TOTAL	mg/L	0.0013	0.00024	NS	<0.0013	<0.0013	<0.0013	0.00051 J	<0.0013	<0.0013	<0.0013	
SILVER, TOTAL	mg/L	0.00025	0.00011	NS	<0.00025	<0.00025	<0.00025	<0.00025	<0.00025	<0.00025	<0.00025	
THALLIUM, TOTAL	mg/L	0.0005	8.5E-05	NS	<0.0005	<0.0005	<0.0005	<0.0005	<0.0005	<0.0005	<0.0005	
VANADIUM, TOTAL	mg/L	0.0025	0.0014	NS	<0.0025	0.0019 J	0.0029	0.0064	0.0038	0.0039	0.0028	
ZINC, TOTAL	mg/L	0.02	6.5E-03	NS	<0.02	<0.02	<0.02	<0.02	<0.02	<0.02	<0.02	

NOTES:

1. mg/L - Milligrams per Liter
2. PQL = Practical Quantitation Limit
3. MDL - Method Detection Limit
4. J - Result is an estimated value. The result is greater than or equal to the Method Detection Limit (MDL) and less than the Practical Quantitation Limit (PQL). Values are displayed as less than the PQL/RL with a J.
5. * < - Constituent was analyzed for, but was not detected above the MDL and is considered a non-detect. Values displayed as less than RL.
6. N/A - Not sampled as per the site D&O Plan. Locations SWA-1, SWA-2, SWA-3, and SWC-7 only are sampled for COD, Chloride, Cyanide, & TOC.
7. NS - No samples collected. Location dry.

**Concentrations of Target Parameters in Surface Water
(Concentrations are in milligrams per liter, mg/L) April 18, 2016**

Constituent	PQL	MDL	SWA-1	SWA-2	SWA-3	SWC-4	SWC-5	SWC-6	SWC-7	SWC-8
Antimony	0.003	0.0006	N/S	<0.003	<0.003	<0.003	<0.003	<0.003	<0.003	<0.003
Arsenic	0.005	0.001	N/S	<0.005	<0.005	<0.005	<0.005	<0.005	<0.005	<0.005
Barium	0.01	0.002	N/S	0.0793	0.0395	0.0545	0.0316	0.0395	0.0588	0.0626
Beryllium	0.003	0.0006	N/S	<0.003	<0.003	<0.003	<0.003	<0.003	<0.003	<0.003
Cadmium	0.001	0.0001	N/S	<0.001	<0.001	<0.001	<0.001	<0.001	<0.001	<0.001
Chemical Oxygen Demand	10	6.4	N/S	<6.4	<6.4	N/A	N/A	N/A	<6.4	N/A
Chloride	2.0	0.6	N/S	8.2	10	N/A	N/A	N/A	7.38	7.38
Chromium	0.01	0.002	N/S	<0.010	<0.002	<0.010	0.00498 J	<0.010	<0.010	<0.010
Cobalt	0.01	0.002	N/S	0.00585 J	0.0162	0.00430 J	<0.010	0.00631 J	<0.010	0.00796 J
Copper	0.025	0.005	N/S	<0.0250	<0.0250	<0.0250	<0.0250	<0.0250	<0.0250	<0.0250
Cyanide, Total	0.005	0.005	N/S	<0.005	<0.005	N/A	N/A	N/A	<0.005	<0.005
Lead	0.005	0.001	N/S	0.0036 J	<0.002	<0.005	<0.005	<0.005	<0.005	<0.005
Mercury	0.0002	0.00007	N/S	<0.005	<0.005	<0.005	<0.0005	<0.0005	<0.0005	<0.0005
Nickel	0.01	0.002	N/S	<0.010	0.00341 J	<0.010	<0.010	<0.010	<0.010	<0.010
Selenium	0.02	0.004	N/S	<0.010	<0.010	<0.010	0.00847 J	<0.010	<0.010	<0.010
Silver	0.010	0.002	N/S	<0.010	<0.0110	<0.010	<0.010	<0.010	<0.010	<0.010
Thallium	0.001	0.0002	N/S	<0.001	<0.00049	<0.00049	<0.001	<0.001	<0.001	<0.001
Total Organic Carbon	1.0	0.5	N/S	1.2	0.77	N/A	N/A	N/A	1.2	3.1
Vanadium	0.01	0.002	N/S	<0.010	<0.010	<0.010	0.00530 J	<0.010	<0.010	<0.010
Zinc	0.02	0.002	N/S	<0.010	<0.010	<0.010	<0.010	<0.010	0.00246 J	0.00271 J

PQL = Practical Quantitation Limit; MDL = Method Detection Limit

J - The reported value is between the laboratory method detection limit and the laboratory practical quantitation limit.

V – Analyte detected at or above method detection limit in sample and method blank and 10x blank equal or greater than sample value.

N/A- Not sampled for the constituent; as per the site D&O plan only locations SWA-1, SWA-2, SWA-3, and SWC-7 are sampled for COD, Cl, Cn, and TOC.

NS – No samples collected due to dry condition.

**Concentrations of Target Parameters in Surface Water (Concentrations
are in milligrams per liter, mg/L) November 12, 2015**

Constituent	PQL	MDL	SWA-1	SWA-2	SWA-3	SWC-4	SWC-5	SWC-6	SWC-7	SWC-8
Antimony	0.005	0.0005	<0.0005	<0.0005	<0.0005	<0.0005	<0.0005	<0.0005	<0.0005	NS
Arsenic	0.01	0.004	<0.004	<0.004	<0.004	<0.004	<0.004	<0.004	<0.004	NS
Barium	0.01	0.002	0.066	0.074	0.043	0.054	0.029	0.049	0.061	NS
Beryllium	0.003	0.001	<0.001	<0.001	<0.001	<0.001	<0.001	<0.001	<0.001	NS
Cadmium	0.005	0.001	<0.001	<0.001	<0.001	<0.001	<0.001	<0.001	<0.001	NS
Chemical Oxygen Demand	10	6.4	8.9 J	<6.4	<6.4	N/A	N/A	N/A	8.6 J	NS
Chloride	2.0	0.6	10	10	12	N/A	N/A	N/A	9.7	NS
Chromium	0.01	0.002	<0.002	0.0022 J	<0.002	<0.002	0.003 J	<0.002	<0.002	NS
Cobalt	0.01	0.003	<0.003	<0.003	<0.003	<0.003	<0.003	0.0074 J	<0.003	NS
Copper	0.02	0.002	0.0093 J	<0.002	<0.002	<0.002	<0.002	<0.002	<0.002	NS
Cyanide, Total	0.005	0.005	<0.005	<0.005	<0.005	N/A	N/A	N/A	<0.005	NS
Lead	0.01	0.002	0.0024 J	0.0036 J	<0.002	0.0039 J	0.0048 J	0.0030 J	0.0029 J	NS
Mercury	0.0002	0.00007	<0.00007	<0.00007	<0.00007	<0.00007	<0.00007	<0.00007	<0.00007	NS
Nickel	0.005	0.003	<0.003	<0.003	<0.003	<0.003	<0.003	<0.003	<0.003	NS
Selenium	0.02	0.004	0.0048 J	0.0053 JV	0.0047 JV	0.0054 JV	0.0065 JV	0.0058 JV	0.0067 JV	NS
Silver	0.005	0.002	<0.002	<0.002	<0.002	<0.002	<0.002	<0.002	<0.002	NS
Thallium	0.001	0.00049	<0.00049	<0.00049	<0.00049	<0.00049	<0.00049	<0.00049	<0.00049	NS
Total Organic Carbon	1.0	0.5	3.6	2.5	1.3	N/A	N/A	N/A	3.1	NS
Vanadium	0.01	0.003	<0.003	<0.003	<0.003	<0.003	<0.003	<0.003	<0.003	NS
Zinc	0.02	0.008	<0.008	<0.008	<0.008	<0.008	<0.008	<0.008	<0.008	NS

PQL = Practical Quantitation Limit; MDL = Method Detection Limit

J - The reported value is between the laboratory method detection limit and the laboratory practical quantitation limit.

V – Analyte detected at or above method detection limit in sample and method blank and 10x blank equal or greater than sample value.

N/A- Not available or not sampled for the constituent.

NS – No samples collected – dry conditions.

Concentrations of Target Parameters in Surface Water, May 2015
All concentrations are in milligrams per liter (mg/L)

Constituent	PQL	SWA-1	SWA-2	SWA-3	SWC-4	SWC-5	SWC-6	SWC-7	SWC-8
Antimony	0.005	<0.005	<0.005	NS	<0.005	<0.005	<0.005	<0.005	NS
Arsenic	0.01	<0.01	<0.01	NS	<0.01	<0.01	<0.01	<0.01	NS
Barium	0.010	0.069	0.062	NS	0.049	0.054	0.060	0.056	NS
Beryllium	0.003	<0.003	<0.003	NS	<0.003	<0.003	<0.003	<0.003	NS
Cadmium	0.005	<0.005	<0.005	NS	<0.005	<0.005	<0.005	<0.005	NS
Chemical Oxygen Demand	6.4	<6.4	<6.4	NS	N/A	N/A	N/A	<6.4	NS
Chloride	2.0	8.5	10	NS	N/A	N/A	N/A	10	NS
Chromium	0.010	<0.01	<0.01	NS	0.0022 I	0.013	0.0023 I	0.0022 I	NS
Cobalt	0.010	<0.01	0.0041 I	NS	<0.01	<0.01	<0.01	<0.01	NS
Copper	0.020	0.0084 I	0.0025 I	NS	<0.02	0.0052 I	0.0072 I	0.0062 I	NS
Cyanide, Total	0.005	<0.005	<0.005	NS	N/A	N/A	N/A	<0.005	NS
Lead	0.01	0.0032 I	0.0041 I	NS	0.0064 I	0.0092 I	0.0058 I	0.0051 I	NS
Mercury	0.0002	<0.0002	<0.0002	NS	<0.0002	<0.0002	<0.0002	<0.0002	NS
Nickel	0.005	<0.005	<0.005	NS	<0.005	0.0044 I	<0.005	<0.005	NS
Selenium	0.02	0.0049 I	<0.02	NS	0.0059 I	0.02	0.0088 I	0.0047 I	NS
Silver	0.005	<0.005	<0.005	NS	<0.005	<0.005	<0.005	<0.005	NS
Thallium	0.001	<0.001	<0.001	NS	<0.001	<0.001	<0.001	<0.001	NS
Total Organic Carbon	1.0	4.2	1.1	NS	N/A	N/A	N/A	2.2	NS
Vanadium	0.010	0.0032 I	0.0044 I	NS	<0.01	0.021	0.0053 I	0.0043 I	NS
Zinc	0.020	<0.02	<0.02	NS	<0.02	0.0080 I	<0.02	<0.02	NS

PQL = Practical Quantitation Limit (Reporting Limit)

I - The reported value is between the laboratory method detection limit and the laboratory practical quantitation limit.

N/A- Not available; not sampled for the constituent.

NS - No samples collected - dry conditions.

Concentrations of Target Parameters in Surface Water, November 2014
All concentrations are in milligrams per liter (mg/L)

Constituent	PQL	SWA-1	SWA-2	SWA-3	SWC-4	SWC-5	SWC-6	SWC-7	SWC-8
Antimony	0.002	<0.002	<0.002	<0.002	<0.002	<0.002	<0.002	<0.002	NS
Arsenic	0.005	<0.004	<0.004	<0.004	<0.004	<0.004	<0.004	<0.004	NS
Barium	0.010	0.11	0.071	0.037	0.053	0.071	0.022	0.081	NS
Beryllium	0.003	<0.001	<0.001	<0.001	<0.001	<0.001	<0.001	<0.001	NS
Cadmium	0.001	<0.001	<0.001	<0.001	<0.001	<0.001	<0.001	<0.001	NS
Chemical Oxygen Demand	10	<6.4	<6.4	<6.4	N/A	N/A	N/A	6.6 I	NS
Chloride	2.0	17	10	11	N/A	N/A	N/A	14	NS
Chromium	0.010	<0.002	<0.002	<0.002	<0.002	0.0037 I	<0.002	0.0024 I	NS
Cobalt	0.010	<0.003	0.0051 I	<0.003	<0.003	<0.003	<0.003	<0.003	NS
Copper	0.010	0.0027 I	<0.002	<0.002	<0.002	<0.002	0.0021 I	0.0029 I	NS
Cyanide, Total	0.005	<0.005	<0.005	<0.005	N/A	N/A	N/A	<0.005	NS
Lead	0.005	<0.002	0.0023 I	<0.002	0.0024 I	0.0022 I	<0.002	0.0021 I	NS
Mercury	0.0002	<0.00007	<0.00007	<0.00007	<0.00007	<0.00007	<0.00007	<0.00007	NS
Nickel	0.005	<0.003	<0.003	<0.003	<0.003	<0.003	<0.003	<0.003	NS
Selenium	0.010	<0.004	<0.004	<0.004	<0.004	0.0085 I	<0.004	<0.004	NS
Silver	0.005	<0.002	<0.002	<0.002	<0.002	<0.002	<0.002	<0.002	NS
Thallium	0.001	<0.00025	<0.00025	<0.00025	<0.00025	<0.00025	<0.00025	<0.00025	NS
Total Organic Carbon	1.0	3.4	1.6	1.6	N/A	N/A	N/A	2.8	NS
Vanadium	0.010	<0.003	<0.003	<0.003	<0.003	<0.003	<0.003	<0.003	NS
Zinc	0.020	<0.008	<0.008	<0.008	<0.008	<0.008	<0.008	<0.008	NS

PQL = Practical Quantitation Limit (Reporting Limit)

I - The reported value is between the laboratory method detection limit and the laboratory practical quantitation limit.

N/A- Not available; not sampled for the constituent.

NS - No samples collected - dry conditions.

Concentrations in Milligrams per Liter of Target Parameters in Surface Water, May 2014

Constituent	PQL	SWA-1	SWA-2	SWA-3	SWC-4	SWC-5	SWC-6	SWC-7	SWC-8
Antimony	0.002	<0.002	<0.002	<0.002	<0.002	<0.002	<0.002	<0.002	<0.002
Arsenic	0.005	<0.004	<0.004	<0.004	<0.004	<0.004	<0.004	<0.004	<0.004
Barium	0.010	0.053	0.081	0.039	0.091	0.028	0.036	0.058	0.065
Beryllium	0.003	<0.001	<0.001	<0.001	<0.001	<0.001	<0.001	<0.001	<0.001
Cadmium	0.001	<0.001	<0.001	<0.001	<0.001	<0.001	<0.001	<0.001	<0.001
Chemical Oxygen Demand	10	6.6 I	<6.4	<6.4	N/A	N/A	N/A	6.6 I	N/A
Chloride	2.0	8.5	9.5	11	N/A	N/A	N/A	8.9	N/A
Chromium	0.010	0.0023 I	<0.002	<0.002	0.0027 I	0.0090 I	0.0036 I	0.0024 I	0.0028 I
Cobalt	0.010	<0.003	0.0051 I	0.0053 I	<0.003	<0.003	0.0048 I	<0.003	0.0049 I
Copper	0.010	<0.002	<0.002	<0.002	0.0079 I	<0.002	<0.002	0.0021 I	<0.002
Cyanide, Total	0.005	<0.005	<0.005	<0.005	N/A	N/A	N/A	<0.005	N/A
Lead	0.005	<0.002	<0.002	<0.002	<0.002	<0.002	<0.002	<0.002	<0.002
Mercury	0.0002	<0.00007	<0.00007	<0.00007	<0.00007	<0.00007	<0.00007	<0.00007	<0.00007
Nickel	0.005	<0.003	<0.003	<0.003	<0.003	<0.003	<0.003	<0.003	<0.003
Selenium	0.010	<0.004	0.0042 I	<0.004	0.0058 I	<0.004	<0.004	0.0051 I	<0.004
Silver	0.005	<0.002	<0.002	<0.002	<0.002	<0.002	<0.002	<0.002	<0.002
Thallium	0.001	<0.00025	<0.00025	<0.00025	<0.00025	<0.00025	<0.00025	<0.00025	<0.00025
Total Organic Carbon	1.0	1.7	1.7	0.98 I	N/A	N/A	N/A	1.7	N/A
Vanadium	0.010	<0.003	<0.003	<0.003	<0.003	0.004 I	0.0046 I	<0.003	<0.003
Zinc	0.020	<0.008	<0.008	<0.008	<0.008	<0.008	<0.008	<0.008	<0.008

PQL = Practical Quantitation Limit (Reporting Limit)

I - The reported value is between the laboratory method detection limit and the laboratory practical quantitation limit.

N/A - Not available; not sampled for the constituent.

Analytical Detections for Surface Water November 2013

Constituent	SWA-1	SWA-2	SWA-3	SWC-4	SWC-5	SWC-6	SWC-7	SWC-8
Antimony								Dry
Arsenic								Dry
Barium	0.14	0.074	0.042	0.051 V	0.027 V	0.021 V	0.090	Dry
Beryllium								Dry
Cadmium								Dry
Chemical Oxygen Demand	19			N/A	N/A	N/A		Dry
Chloride	29	10	11	N/A	N/A	N/A	14	Dry
Chromium			0.0038 I		0.0024 I		0.0024 I	Dry
Cobalt								Dry
Copper	0.014						0.0080 I	Dry
Cyanide, Total				N/A	N/A	N/A		Dry
Lead		0.0068		0.0034 I	0.0041 I	0.0026 I	0.0022 I	Dry
Mercury								Dry
Nickel	0.0031 I							Dry
Selenium	0.0059 I							Dry
Silver								Dry
Thallium								Dry
Total Organic Carbon	5.5	1.5	1.2	N/A	N/A	N/A	2.8	Dry
Vanadium	0.0069 I				0.0048 I	0.0038 I	0.0058 I	Dry
Zinc								Dry

N/A – Not Analyzed

I - The reported value is between the laboratory method detection limit and the laboratory practical quantitation limit.

V- Indicates the analyte was detected in both the sample and the associated method blank.

Metals analysis by SW846 Method 6010C, antimony and thallium by SW 846 6020A, mercury by SW846 Method 7470A, chloride by SW846 9251, cyanide by SM4500 CN E, COD by SM 5220D, and TOC by SM 5310 C.

Analytical Detections for Surface Water May 2013

Constituent	SWA-1	SWA-2	SWA-3	SWC-4	SWC-5	SWC-6	SWC-7	SWC-8
Antimony								Dry
Arsenic								Dry
Barium	0.089	0.073	0.038	0.063	0.022	0.049	0.069	Dry
Beryllium								Dry
Cadmium								Dry
Chemical Oxygen Demand	25			N/A	N/A	N/A		Dry
Chloride	8.1	7.8	9.9	N/A	N/A	N/A	7.1	Dry
Chromium	0.0033 I				0.0029 I			Dry
Cobalt		0.0045 I	0.013	0.0051 I		0.010		Dry
Copper	0.0081 I				0.063		0.0028 I	Dry
Cyanide, Total				N/A	N/A	N/A		Dry
Lead	0.0034 I	0.0034 I		0.0036 I	0.0026 I	0.0028 I	0.0032 I	Dry
Mercury								Dry
Nickel			0.0037 I					Dry
Selenium	0.0048 I						0.0048 I	Dry
Silver								Dry
Thallium								Dry
Total Organic Carbon	4.1	1.7	1.2	N/A	N/A	N/A	2.3	Dry
Vanadium	0.0075 I				0.0089 I		0.0030 I	Dry
Zinc	0.0094 I							Dry

N/A – Not Analyzed

I - The reported value is between the laboratory method detection limit and the laboratory practical quantitation limit.

V- Indicates the analyte was detected in both the sample and the associated method blank.

Metals analysis by SW846 Method 6010C, antimony and thallium by SW 846 6020A, mercury by SW846 Method 7470A, chloride by SW846 9251, cyanide by SM4500 CN E, COD by SM 5220D, and TOC by SM 5310 C.

Analytical Detections for Surface Water November 2012

Constituent	SWA-1	SWA-2	SWA-3	SWC-4	SWC-5	SWC-6	SWC-7	SWC-8
Antimony								Dry
Arsenic								Dry
Barium	0.11	0.072	0.040	0.066	0.025	0.015	0.098	Dry
Beryllium								Dry
Cadmium								Dry
Chemical Oxygen Demand				N/A	N/A	N/A		Dry
Chloride	21 V	10 V	10 V	N/A	N/A	N/A	17 V	Dry
Chromium	0.0025 I				0.0034 I			Dry
Cobalt								Dry
Copper	0.015						0.0044 I	Dry
Cyanide, Total				N/A	N/A	N/A		Dry
Lead	0.0025 I	0.0023 I			0.0021 I		0.0029 I	Dry
Mercury								Dry
Nickel								Dry
Selenium	0.0047 I							Dry
Silver								Dry
Thallium								Dry
Total Organic Carbon	4.7	1.8	1.2	N/A	N/A	N/A	3.8	Dry
Vanadium	0.0049 I				0.0059 I		0.0030 I	Dry
Zinc								Dry

N/A – Not Analyzed

I - The reported value is between the laboratory method detection limit and the laboratory practical quantitation limit.

V- Indicates the analyte was detected in both the sample and the associated method blank.

Metals analysis by SW846 Method 6010C, antimony and thallium by SW 846 6020A, mercury by SW846 Method 7470A, chloride by SW846 9251, cyanide by SM4500 CN E, COD by SM 5220D, and TOC by SM 5310 C.

Analytical Detections for Surface Water May 2012

Constituent	SWA-1	SWA-2	SWA-3	SWC-4	SWC-5	SWC-6	SWC-7	SWC-8
Antimony								Dry
Arsenic								Dry
Barium	0.13	0.082	0.034	0.11	0.023	0.026	0.11	Dry
Beryllium								Dry
Cadmium								Dry
Chemical Oxygen Demand	12	95		N/A	N/A	N/A		Dry
Chloride	21	9.5	9.9	N/A	N/A	N/A	18	Dry
Chromium				0.0035 I		0.0046 I		Dry
Cobalt		0.0042 I				0.0050 I		Dry
Copper	0.022			0.014			0.0072 I	Dry
Cyanide, Total				N/A	N/A	N/A		Dry
Lead								Dry
Mercury								Dry
Nickel								Dry
Selenium	0.0054 I			0.0061 I				Dry
Silver								Dry
Thallium								Dry
Total Organic Carbon	5.6	1.5	0.95 I	N/A	N/A	N/A	4.3	Dry
Vanadium	0.0074 I			0.0081 I	0.0041 I	0.0073 I	0.0043 I	Dry
Zinc								Dry

N/A – Not Analyzed

I - The reported value is between the laboratory method detection limit and the laboratory practical quantitation limit.

Metals analysis by SW846 Method 6010C, antimony and thallium by SW 846 6020A, mercury by SW846 Method 7470A, chloride by SW846 9251, cyanide by SM4500 CN E, COD by SM 5220D, and TOC by SM 5310 C.

Analytical Detections for Surface Water October 2011

Constituent	SWA-1	SWA-2	SWA-3	SWC-4	SWC-5	SWC-6	SWC-7	SWC-8
Antimony			Dry		Dry			Dry
Arsenic			Dry		Dry			Dry
Barium	0.10	0.071	Dry	0.079	Dry	0.041	0.040	Dry
Beryllium			Dry		Dry			Dry
Cadmium			Dry		Dry			Dry
Chemical Oxygen Demand	13	7.7 I	Dry	N/A	Dry	N/A		Dry
Chloride	20	10.0	Dry	N/A	Dry	N/A	4	Dry
Chromium			Dry		Dry			Dry
Cobalt			Dry		Dry	0.010	0.0088 I	Dry
Copper	0.014		Dry	0.0068 I	Dry			Dry
Cyanide, Total			Dry	N/A	Dry	N/A		Dry
Lead	0.0042 I	0.0038 I	Dry	0.0035 I	Dry	0.0033 I		Dry
Mercury			Dry		Dry			Dry
Nickel			Dry		Dry			Dry
Selenium	0.0084 I		Dry		Dry			Dry
Silver			Dry		Dry			Dry
Thallium			Dry		Dry			Dry
Total Organic Carbon	5.0	3.3	Dry		Dry		2.1	Dry
Vanadium	0.0080 I		Dry	0.0044 I	Dry			Dry
Zinc			Dry		Dry			Dry

N/A – Not Analyzed

I - The reported value is between the laboratory method detection limit and the laboratory practical quantitation limit.

Metals analysis by SW846 Method 6010C, antimony and thallium by SW 846 6020A, mercury by SW846 Method 7470A, chloride by SW846 9251, cyanide by SM4500 CN E, COD by SM 5220D, and TOC by SM 5310 C.

Analytical Detections for Surface Water April 2011

Constituent	SWA-1	SWA-2	SWA-3	SWC-4	SWC-5	SWC-6	SWC-7	SWC-8
Antimony								Dry
Arsenic								Dry
Barium	0.083 I	0.079 I	0.038 I	0.056 I	0.045 I	0.08 I	0.081 I	Dry
Beryllium								Dry
Cadmium								Dry
Chemical Oxygen Demand	24	9.1 I	23	N/A	N/A	N/A	25	Dry
Chloride	19	8.9	9.5	N/A	N/A	N/A	17	Dry
Chromium	0.0022 I			0.0024 I	0.011	0.0022 I	0.0023 I	Dry
Cobalt		0.0052 I	0.014	0.0054 I	0.0035 I			Dry
Copper	0.021				0.0079 I	0.015	0.016	Dry
Cyanide, Total				N/A	N/A	N/A		Dry
Lead		0.0027 I		0.0031 I	0.0046 I	0.0022 I	0.0025 I	Dry
Mercury		0.000077 I	0.000071 I	0.000084 I	0.000097 I	0.000098 I		Dry
Nickel			0.0033 I		0.0045 I			Dry
Selenium						0.004 I		Dry
Silver								Dry
Thallium								Dry
Total Organic Carbon	6.4	1.6	1.2				5.3	Dry
Vanadium	0.0058 I			0.0063 I	0.03	0.0063 I	0.0063 I	Dry
Zinc			0.0085 I		0.012 I			Dry

N/A – Not Analyzed

I - The reported value is between the laboratory method detection limit and the laboratory practical quantitation limit.

Constituent	SWA-1	SWA-2	SWA-3	SWC-4	SWC-5	SWC-6	SWC-7	SWC-8
September 2010								
Antimony	0.0024	0.003	0.0041	0.0023	0.002	0.0071	0.012	0.0053
Arsenic								
Barium	0.12	0.082	0.032	0.058	0.042	0.062	0.12	0.046
Beryllium								
Cadmium								
Chemical Oxygen Demand	22	11	9.7	N/A	N/A	N/A	20	N/A
Chloride	17	9.8	11	N/A	N/A	N/A	19	N/A
Chromium	0.0033						0.0037	
Cobalt		0.0035		0.0037		0.0086		0.0038
Copper	0.032					0.008	0.035	
Cyanide, Total				N/A	N/A	N/A		N/A
Lead								
Mercury	0.000092		0.0001				0.0001	
Nickel								
Selenium	0.0071						0.0048	
Silver								
Thallium								
Total Organic Carbon	5	1	0.57	N/A	N/A	N/A	5.6	N/A
Vanadium	0.011				0.0059	0.0051	0.013	
Zinc								

N/A – Not Analyzed

Constituent	SWA-1	SWA-2	SWA-3	SWC-4	SWC-5	SWC-6	SWC-7	SWC-8
July 2010								
Antimony			Dry					
Arsenic			Dry					
Barium	0.072	0.064	Dry	0.046	0.042	0.038	0.07	0.056
Beryllium			Dry					
Cadmium			Dry					
Chemical Oxygen Demand	12		Dry	N/A	N/A	N/A	8.2	N/A
Chloride	18	9.1	Dry	N/A	N/A	N/A	16	N/A
Chromium			Dry		0.0029			
Cobalt			Dry			0.007		0.0042
Copper	0.017		Dry		0.0021		0.011	
Cyanide, Total			Dry	N/A	N/A	N/A		N/A
Lead			Dry					
Mercury			Dry			0.000099		
Nickel			Dry					
Selenium			Dry					
Silver			Dry					
Thallium			Dry					
Total Organic Carbon	6.4	2.1	Dry	N/A	N/A	N/A	5.5	N/A
Vanadium	0.0055		Dry		0.006	0.0037	0.0046	
Zinc	0.008	0.008	Dry	0.008	0.008	0.008	0.008	0.008

N/A – Not Analyzed

Constituent	SWA-1	SWA-2	SWA-3	SWC-4	SWC-5	SWC-6	SWC-7	SWC-8
June 2010								
Antimony								
Arsenic								
Barium	0.079	0.072	0.026	0.054	0.017	0.075	0.078	0.059
Beryllium								
Cadmium					0.0011			
Chemical Oxygen Demand	19	7.2	7.5	N/A	N/A	N/A	16	N/A
Chloride	19	9.4	9.7	N/A	N/A	N/A	18	N/A
Chromium					0.0051			
Cobalt		0.0045	0.003		0.0083			0.005
Copper	0.028			0.0028	0.0028	0.022	0.025	
Cyanide, Total				N/A	N/A	N/A		N/A
Lead	0.0025			0.0021	0.0023	0.0021	0.0023	
Mercury								
Nickel								
Selenium								
Silver								
Thallium								
Total Organic Carbon	6.8	1.7	1.4	N/A	N/A	N/A	6.5	N/A
Vanadium	0.0041			0.0029	0.0094	0.0058	0.005	
Zinc					0.0088			

N/A – Not Analyzed

Analytical Detections for Surface Water 2010

Constituent	SWA-1	SWA-2	SWA-3	SWC-4	SWC-5	SWC-6	SWC-7	SWC-8
May 2010								
Antimony								
Arsenic								
Barium	0.14	0.078	0.035	0.052	0.039	0.043	0.14	0.088
Beryllium								
Cadmium								
Chemical Oxygen Demand	25	16	5.6	N/A	N/A	N/A	15	N/A
Chloride	15	9.1	9.6	N/A	N/A	N/A	15	N/A
Chromium	0.0039				0.0055	0.0021	0.004	
Cobalt		0.0065	0.011		0.023	0.0068		0.01
Copper	0.033				0.0041		0.028	
Cyanide, Total				N/A	N/A	N/A		N/A
Lead								
Mercury		0.00208		0.000072				0.00008
Nickel	0.0031							
Selenium	0.012J						0.011J	
Silver								
Thallium								
Total Organic Carbon	5.3	1.9	1.3	N/A	N/A	N/A	4.8	N/A
Vanadium	0.016				0.013	0.0033J	0.016	
Zinc								

N/A – Not Analyzed


APPENDIX E

Statistical Analyses

APPENDIX E

**Statistical Analyses
February 2023**

GROUNDWATER STATS CONSULTING



August 31, 2023

Southern Company Services
Attn: Mr. Joju Abraham
241 Ralph McGill Blvd NE, Bin 10160
Atlanta, Georgia 30308-3374

Re: Plant Scherer Cell 1 Landfill
Background Update and Statistical Analysis – February 2023

Dear Mr. Abraham,

Groundwater Stats Consulting, formerly the statistical consulting division of Sanitas Technologies, is pleased to provide the groundwater statistical background update and analysis for the 2023 1st Semi-Annual Groundwater Monitoring Statistical Analysis sample event for Georgia Power Company's Plant Scherer Cell 1 Landfill. The analysis complies with the Georgia Environmental Protection Division (EPD) Rules for Solid Waste Management Chapter 391-3-4-.10 and follows the United States Environmental Protection Agency (USEPA) Unified Guidance (2009).

Sampling began for the Coal Combustion Residuals (CCR) program in 2016. Semi-annual sampling for 16 parameters began in 2010 in accordance with the Georgia Department of Natural Resources, Environmental Protection Division (Georgia EPD) groundwater monitoring regulations. At least 8 background samples have been collected at each of the groundwater monitoring wells.

The monitoring well network, as provided by Southern Company Services, consists of the following:

- **Upgradient wells:** GWA-15, GWA-16, and GWA-17
- **Downgradient wells:** GWC-1, GWC-2, GWC-3, GWC-4, GWC-5, GWC-6, GWC-7, GWC-8A, GWC-9, GWC-10, GWC-11, GWC-12, GWC-13, GWC-14, GWC-18, GWC-19, and GWC-20

Data were sent electronically to Groundwater Stats Consulting, and the statistical analysis was reviewed by Dr. Jim Loftis, Civil & Environmental Engineering professor emeritus at Colorado State University and Senior Advisor to Groundwater Stats Consulting. The analysis is prepared according to the recommended statistical methodology prepared in the Fall 2017 by Dr. Kirk Cameron, PhD Statistician with MacStat Consulting, primary author of the USEPA Unified Guidance.

The State and CCR program consist of the constituents listed below. The terms "parameters" and "constituents" are used interchangeably:

- **CCR Appendix III** - boron, calcium, chloride, fluoride, pH, sulfate, and TDS
- **Georgia EPD Appendix I** - antimony, arsenic, barium, beryllium, cadmium, chromium, cobalt, copper, lead, mercury, nickel, selenium, silver, thallium, vanadium, and zinc

Statistical analyses are not required when 100% non-detects are present in wells for a given constituent. A list of Appendix I well/constituent pairs with 100% non-detects follows this letter. Due to varying detection limits in data sets, generally due to improved laboratory practices, a substitution of the most recent reporting limit is used for all non-detects. Note that for calculation of intrawell prediction limits, substitution of the most recent reporting limit is performed separately for each well/parameter pair. In some cases, the reporting limit provided by the laboratory contained varying limits for a given constituent; therefore, the substitution may differ from well to well. This generally gives the most conservative limit in each case.

Time series plots for CCR Appendix III and Georgia EPD Appendix I parameters at all wells are provided for the purpose of screening data at these wells (Figure A). Additionally, a separate section of box plots is included for all constituents at upgradient and downgradient wells (Figure B). The time series plots are used to initially screen for suspected outliers and trends, while the box plots provide visual representation of variation within individual wells and between all wells. Values in background which have been flagged as outliers may be seen in a lighter font and as a disconnected symbol on the graphs.

In earlier analyses, data at all wells for constituents detected in downgradient wells were evaluated for the following: 1) outliers; 2) trends; 3) most appropriate statistical method based on site characteristics of groundwater data upgradient of the facility; and 4) eligibility of downgradient wells when intrawell statistical methods are recommended. Power curves are provided to demonstrate that the selected statistical methods for the constituents listed above comply with the USEPA Unified Guidance and the Georgia

Environmental Protection Division Rules for Solid Waste Management Chapter 391-3-4-.10. The EPA suggests that the selected statistical method should provide at least 55% power at 3 standard deviations or at least 80% power at 4 standard deviations. It is assumed a minimum of 14 background samples for the state parameters and a minimum of 11 background samples for the federal parameters are available to provide adequate statistical power using a 1-of-2 resample plan. For any well/constituent pairs that do not achieve recommended power, the resulting limits are lower from truncation of elevated concentrations and, therefore, are more conservative than if the earlier data were not truncated. Power curves were based on the following:

Georgia EPD Appendix I Constituents:

- Semi-Annual Sampling
- Interwell Prediction Limits with 1-of-2 resample plan (arsenic and silver)
- Intrawell Prediction Limits with 1-of-2 resample plan (antimony, barium, beryllium, cadmium, chromium, cobalt, copper, lead, mercury, nickel, selenium, thallium, vanadium, and zinc)
- # Constituents: 16
- # Downgradient wells: 17

CCR Appendix III Constituents:

- Semi-Annual Sampling
- Intrawell Prediction Limits with 1-of-2 resample plan – (boron, calcium, chloride, fluoride, pH, sulfate, and TDS)
- # Constituents: 7
- # Downgradient wells: 17

The distribution of data is tested using the Shapiro-Wilk/Shapiro-Francia test for normality. Parametric prediction limits are utilized when the screened historical data follow a normal or transformed-normal distribution. When data cannot be normalized or the majority of data are non-detects, a nonparametric test is utilized. While the false positive rate associated with the parametric limits is based on an annual 10% (5% for each semi-annual sample event) as recommended by the EPA Unified Guidance (2009), the false positive rate associated with the nonparametric limits is dependent upon the available background sample size, number of future comparisons, and verification resample plan. The following approaches are used for handling non-detects (USEPA, 2009):

- No statistical analyses are required on wells and analytes containing 100% non-detects (USEPA Unified Guidance, 2009, Chapter 6).
- When data contain <15% non-detects, simple substitution of one-half the reporting limit is utilized in the statistical analysis. The reporting limit utilized for non-detects is the most recent practical quantification limit (PQL) as reported by the laboratory.
- When data contain between 15-50% non-detects, the Kaplan-Meier non-detect adjustment is applied to the background data. This technique adjusts the mean and standard deviation of the historical concentrations to account for concentrations below the reporting limit.
- Nonparametric prediction limits are used on data containing greater than 50% non-detects.

Natural systems continuously evolve due to physical changes made to the environment. Examples include capping a landfill, paving areas near a well, or lining a drainage channel to prevent erosion. Periodic updating of background statistical limits is necessary to accommodate these types of changes. In the interwell case, prediction limits are updated with upgradient well data during each event after careful screening for any new outliers. In the intrawell case, data for all wells and constituents may re-evaluated when a minimum of 4 new data points are available to determine whether earlier concentrations are representative of present-day groundwater quality. In some cases, an earlier portion of data is deselected prior to construction of limits to provide sensitive limits that will rapidly detect changes in groundwater quality. Even though the data are excluded from the calculation, the values will continue to be reported and shown in tables and graphs.

Two-Step Statistical Analysis

Intrawell statistical methods, combined with a 1-of-2 resample plan, may be used as a conservative first step for identifying potential facility impacts to groundwater quality in downgradient wells. Intrawell methods use background data from individual wells and may be overly sensitive to natural variation. In particular, for nonparametric limits with small background sample sizes, the probability of a false positive result is higher than the desired annual sitewide rate of 10%. Therefore, a large number of exceedances may occur as a result of natural variation rather than facility impacts. A second step can be used to further evaluate those exceedances and reduce the overall number of statistically significant increases (SSIs) that result from natural variation. In instances where intrawell statistical methods identify an apparent SSI, a second step of interwell statistical evaluation may be used to determine whether the measurement exceeds the sitewide background limit based on pooled upgradient well data. This is similar in concept to the procedure used in compliance monitoring programs where an interwell statistical limit is

used to determine “background” (USEPA Unified Guidance (2009), Chapter 7, Section 7.5). For the detection monitoring program, if the result does not exceed sitewide (interwell) background, an SSI is not declared.

When the result exceeds the sitewide (interwell) background, the 1-of-2 resample plan allows for collection of an independent resample to confirm or disconfirm the initial finding. A statistically significant increase is not declared unless the resample also exceeds the intrawell prediction limit (United States Environmental Protection Agency (USEPA) Unified Guidance, March 2009, Chapter 19). When the resample confirms the initial exceedance, further research would be required to identify the cause of the exceedance (i.e., impact from the site, natural variation, or an off-site source). When any resample falls within the statistical limit, the initial exceedance is considered to be a false positive result, and no further action is necessary. In cases where intrawell and interwell exceedances are noted and no resamples are collected, the initial exceedance will be considered a confirmed SSI.

Trend tests, in addition to interwell prediction limits, are recommended for well/constituent pairs found to have an apparent intrawell SSI. Trend analysis will provide for detection of long-term changes and potential facility impacts at a given well in cases where the concentrations at that well remain below the sitewide upgradient limits. Thus, the two-step approach has additional capability to detect long-term changes at downgradient wells compared to interwell methods alone. While a trend may be identified by visual inspection, a quantification of the trend and its significance is needed to identify whether concentrations are statistically significantly increasing, decreasing, or remaining stable over time. The absence of a statistically significant increasing trend indicates that an initial intrawell exceedance is short-term and may be the result of natural variation rather than facility impact to groundwater. If a facility impact has occurred, it will likely result in additional exceedances in future sampling events. When a statistically significant increasing trend is noted, additional data may be needed to demonstrate that there is reasonable evidence that the initial intrawell statistical exceedance is a result of natural variation rather than a result of impact to groundwater quality downgradient of the facility.

Summary of Background Screening – CCR Appendix III – Conducted in 2017

The original background screening for CCR Appendix III constituents was conducted in 2017 by MacStat Consulting. Values identified as outliers were flagged in the database and excluded prior to construction of statistical limits. Intrawell prediction limits, combined with a 1-of-2 resample plan, were recommended. The Analysis of Variance

(ANOVA) was used to statistically evaluate differences in average concentrations among upgradient wells, which assists in identifying the most appropriate statistical approach.

Interwell tests, which compare downgradient well data to statistical limits constructed from pooled upgradient well data, are appropriate when average concentrations are similar across upgradient wells. Intrawell tests, which compare compliance data from a single well to screened historical data within the same well, are appropriate when upgradient wells exhibit spatial variation; when statistical limits constructed from upgradient wells would not be conservative from a regulatory perspective; and when downgradient water quality is unimpacted compared to upgradient water quality for the same parameter. Based on the results of the original background screening, intrawell tests were recommended for all Appendix III parameters.

Summary of Background Screening – Georgia EPD Appendix I – Conducted in August 2019

Outlier Analysis

Time series plots were used to identify suspected outliers, or extreme values that would result in limits that are not representative of the current background data population. Suspected outliers at all wells and parameters were formally tested using Tukey's box plot method and, when identified, flagged in the computer database with "o" and deselected prior to construction of statistical limits. The results of Tukey's outlier test as well as a discussion of potential outliers and flagged values were included with the background screening report.

Seasonality

No obvious seasonal patterns were observed on the time series plots for any of the detected data; therefore, no deseasonalizing adjustments were made to the data. When seasonal patterns are observed, data may be deseasonalized so that the resulting limits will correctly account for the seasonality as a predictable pattern rather than random variation or a release.

Trend Tests

While trends may be identified by visual inspection, a quantification of the trend and its significance is needed. The Sen's Slope/Mann Kendall trend test, which tests for statistically significant increasing or decreasing trends, was used to evaluate data at all upgradient wells and downgradient wells with detections for the following constituents:

arsenic, barium, chromium, cobalt, copper, lead, nickel, selenium, silver, vanadium, and zinc.

In the absence of suspected contamination, significant trending data are typically not included as part of the background data used for construction of prediction limits. This step serves to eliminate the trend and, thus, reduce variation in background. When statistically significant decreasing trends are present, all available data are evaluated to determine whether earlier concentration levels are significantly different from current reported concentrations and will be deselected as necessary. When any records of data are truncated for the reasons above, a summary report will be provided to show the date ranges used in construction of the statistical limits.

The results of the trend analyses showed several statistically significant increasing trends. However, the majority of these trends were relatively low in magnitude when compared to average concentrations; therefore, most records required no adjustments. The following well/constituent pairs did require adjustments to the records in order to remove increasing trends and use more recent data that will result in statistical limits representative of present-day groundwater quality conditions: chromium in wells GWC-1 and GWC-10, and vanadium in well GWC-1. A summary of the background periods used for these well/constituent pairs follows this letter. When an increasing trend in a downgradient well is removed by truncating the earlier portion of the record for a constituent analyzed by intrawell limits, it is assumed that the trend is not the result of the facility. This assumption is supported by a boxplot for all wells, by pre-waste data, or by an alternate source demonstration.

Selenium at well GWC-5 had elevated concentrations beginning in 2015, reportedly, due to surface infiltration from a leaking pipe that has since been fixed. Therefore, trend tests were recommended in lieu of prediction limits. While the trend test showed an increasing trend when the entire record of data was evaluated, an additional trend test which evaluated only the most recent 8 measurements was included and demonstrated that the more recent measurements result in a statistically significant decreasing trend. Prediction limits may resume when at least 8 measurements return to background levels.

Several statistically significant decreasing trends were noted, but no records required adjustment during the screening. Vanadium at well GWC-8A has several more recent low-level reported concentrations similar to those reported during the earliest years of sampling. If these low-level concentrations continue, once a minimum of 8 new observations are available, the background data will likely be truncated to only use more recent data for construction of statistical limits.

Determination of Spatial Variation

The Analysis of Variance (ANOVA) was used to statistically evaluate differences in average concentrations among upgradient wells for constituents detected in downgradient wells which included: arsenic, barium, chromium, cobalt, copper, lead, nickel, selenium, silver, vanadium, and zinc. The ANOVA assists in identifying the most appropriate statistical approach. Based on the results of the background screening, intrawell tests were recommended for antimony, barium, beryllium, cadmium, chromium, cobalt, copper, lead, mercury, nickel, selenium, thallium, vanadium, and zinc, while interwell tests were recommended for arsenic and silver. A summary table of the ANOVA results and a discussion of the intrawell method eligibility was included with the screening.

Background Updates – Georgia EPD Appendix I and CCR Appendix III

June 2021

Outlier Analysis

Prior to updating background data, visual screening was used to evaluate data for suspected outliers in upgradient and downgradient wells through September 2020. All of the more recent compliance measurements appeared stable with no spurious measurements compared to the previously screened historical data sets; therefore, no new outliers were flagged except for a high value for sulfate at well GWC-13 and the historic highest values for chloride and sulfate at GWC-5. These values were flagged in order to maintain conservative (i.e., lower) statistical limits. A summary of all flagged outliers follows this letter (Figure C). Outliers are displayed in a lighter font and as a disconnected symbol on the time series reports, as well as in a lighter font on the accompanying data pages.

Mann-Whitney Comparison of Medians

For constituents tested using intrawell prediction limits, which includes all Georgia EPD Appendix I constituents (except arsenic and silver which utilize interwell prediction limits) and all CCR Appendix III constituents, the Mann-Whitney (Wilcoxon Rank Sum) test was used to compare the medians of historical data through October 2018 to the new compliance samples at each well through September 2020. When no variation is present between historical data and compliance samples, the Mann-Whitney test is not performed. A list of well/constituent pairs with no variation was submitted with the background update. When the medians of the two groups are not statistically significantly different at the 99% confidence level, background data sets are updated to include the

newer compliance data. The results of the Mann-Whitney test and discussion regarding updating background records were included with the background update report. A summary of well/constituent pairs using a truncated portion of their record to establish intrawell prediction limits follows this letter. All records for Appendix I and Appendix III constituents using intrawell methods will be re-evaluated during the next background update.

Trend Tests

For constituents requiring interwell prediction limits (arsenic and silver), the Sen's Slope/Mann Kendall trend test, which tests for statistically significant increasing or decreasing trends, was used to evaluate data at all upgradient wells. As mentioned above, in the absence of suspected contamination, significant trending data are typically not included as part of the background data used for construction of prediction limits. This step serves to eliminate the trend, thus reduce variation in background. When statistically significant decreasing trends are present, all available data are evaluated to determine whether earlier concentration levels are significantly different from current reported concentrations and will be deselected as necessary. No significant trends were identified among upgradient wells for arsenic and silver; therefore, no further action was necessary. Complete graphical results of the trend tests were submitted with the background update report.

May 2023

Outlier Analysis

Prior to updating background data, visual screening and Tukey's outlier test were used to evaluate data for suspected outliers in upgradient and downgradient wells through December 2022. Both Tukey's outlier test and visual screening confirmed previously flagged outliers with the exception of low values for pH at upgradient well GWA-15, downgradient wells GWC-2, GWC-11, GWC-12, and GWC-14. These values were unflagged during this update as the measurements were representative of concentrations throughout the respective records. Elevated historic concentrations compared to present-day conditions, such as the highest respective values for copper in downgradient well GWC-8A, lead in downgradient well GWC-3, pH in well GWC-2, and TDS in downgradient well GWC-11, were flagged in order to maintain conservative (i.e., lower) statistical limits. A summary of all flagged outliers follows this letter (Figure C). Outliers are displayed in a lighter font and as a disconnected symbol on the time series reports as well as in a lighter font on the accompanying data pages.

Mann-Whitney Comparison of Medians

For constituents tested using intrawell prediction limits, which include all Georgia EPD Appendix I constituents (except arsenic and silver which utilize interwell prediction limits) and all CCR Appendix III constituents, the Mann-Whitney (Wilcoxon Rank Sum) test was used to compare the medians of historical data through September 2020 to the new compliance samples at each well through December 2022. When no variation is present between historical data and compliance samples, the Mann-Whitney test is not performed. When the medians of the two groups are not statistically significantly different at the 99% confidence level (either an increase or decrease), background data sets may be updated to include the newer compliance data. The results of the Mann-Whitney test showed statistically significant differences for the following well/constituent pairs:

Increase:

- Barium: GWC-10, GWC-12, GWC-13, GWC-19, and GWC-4
- Calcium: GWC-19, GWC-4, and GWC-8A
- Chloride: GWA-15 (upgradient) GWC-10, GWC-14, GWC-18, GWC-19, GWC-7
- Chromium: GWC-10 and GWC-19
- Nickel: GWC-2 and GWC-8A
- pH: GWC-18
- Sulfate: GWC-10 and GWC-4

Decrease:

- Antimony: GWC-4
- Beryllium: GWC-5 and GWC-8A
- Boron: GWC-5 and GWC-6
- Cadmium: GWC-2
- Calcium: GWC-5
- Cobalt: GWC-12 and GWC-9
- Copper: GWC-1, GWC-2, and GWC-3
- Fluoride: GWC-18 and GWC-19
- Nickel: GWA-15 (upgradient), GWC-1, GWC-11, GWC-12, GWC-20, GWC-4, GWC-5, and GWC-6
- Selenium: GWC-4 and GWC-5
- Sulfate: GWC-5
- Thallium: GWC-19, GWC-5, GWC-6, GWC-8A, and GWC-9
- TDS: GWC-5
- Vanadium: GWA-8A (upgradient)

For both Appendix I and III well/constituent pairs with a statistically significant increase in median concentrations, the following records were not updated with data through December 2022 in order to maintain statistical limits that are conservative from a regulatory perspective:

- Barium: GWC-10, GWC-13, GWC-19, and GWC-4
- Calcium: GWC-19 and GWC-8A
- Sulfate: GWC-10 and GWC-4

The following records were updated through December 2022 because the newer data were within or close to the range of earlier data and would not greatly increase statistical limits:

- Barium: GWC-12
- Calcium: GWC-4
- Chloride: GWA-15 (upgradient), GWC-10, GWC-14, GWC-18, GWC-19, GWC-7
- Chromium: GWC-10 and GWC-19
- Nickel: GWC-2 and GWC-8A
- pH: GWC-18

Note that the record for calcium at GWC-4 was updated through August 2022 rather than December 2022 in order to maintain statistical limits that are conservative (i.e., lower) from a regulatory perspective. Although an increasing trend is present for chloride at GWC-10, the reported concentrations remain low resulting in an intrawell prediction limit of 5 mg/L, which is significantly lower than the Maximum Concentration Limit (MCL) of 250 mg/L. This record will be re-evaluated during the next background update.

Regarding Appendix I and III well/constituent pairs with a statistically significant decrease in median concentrations, all records were updated with compliance data as all cases (with the exception of boron, calcium, selenium, sulfate, and TDS at GWC-5) had compliance data at or below the reporting limit. For the aforementioned constituents at GWC-5, background data were updated through December 2022, and elevated concentrations reported earlier in the record were truncated in order to construct statistical limits that are conservative (i.e., lower) from a regulatory perspective and are more representative of present-day groundwater quality conditions. For the same reasons, earlier concentrations for chloride at GWC-5 were also truncated from the record, even though the difference in medians was not statistically significant.

The Mann Whitney test did not identify significant differences in medians for lead; however, it was noted during the previous update that historical data prior to 2016 are variable and appear to represent a sampling or analysis error. Therefore, all historical data prior to 2016 for lead were truncated so that resulting prediction limits are conservative (i.e., lower) from a regulatory perspective.

Due to variable concentrations, a trend test was previously recommended in lieu of prediction limits for selenium at GWC-5 until at least the most recent 8 observations had stabilized at lower concentrations. Since no significant trends were identified for selenium among the most recent concentrations at the 99% confidence level and data appear to have stabilized, intrawell prediction limits were constructed using a truncated record as described above.

A summary of well/constituent pairs using a truncated portion of their record to establish intrawell prediction limits follows this letter. All records for Appendix I and Appendix III constituents using intrawell methods will be re-evaluated during the next background update.

Trend Tests

For constituents requiring interwell prediction limits (arsenic and silver), the Sen's Slope/Mann Kendall trend test, which tests for statistically significant increasing or decreasing trends, was used to evaluate data at all upgradient wells at the 99% confidence level (Figure E). As mentioned above, in the absence of suspected contamination, significant trending data are typically not included as part of the background data used for construction of prediction limits. This step serves to eliminate the trend, thus reduce variation in background. When statistically significant decreasing trends are present, all available data are evaluated to determine whether earlier concentration levels are significantly different from current reported concentrations and will be deselected as necessary. No significant trends were identified among upgradient wells for arsenic and silver; therefore, no further action was necessary. Complete graphical results of the trend tests are included with this report.

Prediction Limits - Appendix I & III Constituents – February 2023

Intrawell limits were used to evaluate all Appendix I and III constituents in this analysis with the exception of arsenic and silver, which use interwell limits. In cases where intrawell analyses are recommended and downgradient average concentrations are higher than upgradient observed concentrations for a given constituent, the current assumption is that the higher upgradient concentrations are due to natural spatial variation rather than

a result of practices at the landfill. The pre-waste data support this logic, as well as the alternate source demonstrations prepared by Golder Associates.

When there is not an obvious explanation for observed concentration differences in downgradient wells relative to reported concentrations in upgradient wells (such as arsenic and silver), interwell prediction limits will initially be selected for the statistical method until further evidence shows that concentrations are due to natural variation rather than a result of the facility.

Intrawell Prediction Limits

Intrawell prediction limits, combined with a 1-of-2 resample plan, were constructed using all available data through December 2022, except for cases mentioned above, within each well with detections for Appendix I constituents (antimony, barium, beryllium, cadmium, chromium, cobalt, copper, lead, mercury, nickel, selenium, thallium, vanadium, and zinc) and Appendix III constituents (boron, calcium, chloride, fluoride, pH, sulfate, and TDS) (Figures F & G respectively). As previously discussed, no statistical analyses were required for well/constituent pairs containing 100% non-detects.

In the event of an initial exceedance of compliance well data, the 1-of-2 resample plan allows for collection of one additional sample to determine whether the initial exceedance is confirmed. When resamples confirm the initial exceedance, an SSI is identified, and further research would be required to identify the cause of the exceedance (i.e., impact from the site, natural variation, or an off-site source). If a resample falls within the statistical limit, the initial exceedance is considered to be a false positive result, and no further action is necessary. The following statistical exceedances were noted for the intrawell prediction limits:

Appendix I

- Barium: GWC-19 and GWC-4
- Nickel: GWC-10, GWC-2, GWC-7, and GWC-8A

Appendix III

- Calcium: GWC-19, GWC-20, GWC-4, and GWC-8A
- Chloride: GWC-7
- Fluoride: GWC-18
- Sulfate: GWA-15, GWA-16, GWA-17 (all upgradient), GWC-1, GWC-10, GWC-13, GWC-14, GWC-18, GWC-2, GWC-3, GWC-4, and GWC-7
- TDS: GWC-4

Two-Step Approach

Following the two-step analysis procedure discussed above, interwell prediction limits were then constructed using pooled upgradient well data through February 2023 to evaluate the Appendix I and III apparent intrawell prediction limit exceedances (Figures H and I, respectively). The following statistical exceedances were noted for the interwell prediction limits:

Appendix I

- Barium: GWC-4
- Nickel: GWC-10, GWC-2, GWC-7, and GWC-8A

Appendix III

- Calcium: GWC-19, GWC-20, GWC-4, and GWC-8A
- Fluoride: GWC-18
- Sulfate: GWC-10, GWC-3, and GWC-4
- TDS: GWC-4

Interwell Prediction Limits

Interwell prediction limits, combined with a 1-of-2 resample plan, were then constructed using all pooled upgradient well data through February 2023 to develop background limits for arsenic and silver (Figure J). No statistical exceedances were noted for the interwell prediction limits. Summary tables of the intrawell and interwell prediction limits follow this letter along with the complete graphical results. The interwell limits are updated each time after screening for new outliers on the current upgradient well data, while the intrawell prediction limits are updated when a minimum of four new compliance observations are available.

Trend Tests

When prediction limit exceedances occur in any of the downgradient wells, data are further evaluated using the Sen's Slope/Mann Kendall trend test at the 99% confidence level to determine whether concentrations are significantly increasing, decreasing, or stable (Figure K). Upgradient wells are included in the trend analyses to identify whether similar patterns exist upgradient of the site which is an indication of variability in groundwater unrelated to practices at the site.

As discussed above, while the previous screening recommended trend tests to be used in lieu of prediction limits for selenium at well GWC-5, there is no significant trend at the

99% confidence level among the 8 most recent observations, and data appear to have stabilized. Therefore, a trend test for selenium is not included in this section.

A summary of the trend tests follows this letter along with complete graphical results of the trend analysis. Statistically significant trends were noted for the following well/constituent pairs:

Increasing:

- Barium: GWC-19 and GWC-4
- Calcium: GWA-17 (upgradient), GWC-19, GWC-4, and GWC-8A
- Chloride: GWA-15 (upgradient) and GWC-7
- Sulfate: GWA-15 (upgradient), GWC-10 and GWC-4
- TDS: GWC-4

Decreasing:

- Barium: GWA-16 and GWA-17 (both upgradient)
- Chloride: GWA-17 (upgradient)
- Nickel: GWA-15 (upgradient)

Note that while the trend test identified a statistically significant decreasing trend for nickel in upgradient well HGWA-15, the slope is displayed on the graph and summary table as zero which represents the median slopes of all the possible pairwise slopes.

Resample Reports – May 2023

Additional data were collected in May 2023 based on the results of the two-step approach for the following well/constituent pairs:

- Chloride: GWC-4
- Nickel: GWC-7 and GWC-8A
- Sulfate: GWC-10 and GWC-3
- TDS: GWC-4

Note that pH was also sampled at wells GWC-3, GWC-4, GWC-7, GWC-8A, and GWC-10.

Intrawell prediction limits were constructed using background data through December 2022 to compare the May 2023 resamples for Appendix I and III parameters (Figures L and M, respectively). Exceedances were identified for the following well/constituent pairs:

- Chloride: GWC-4
- pH: GWC-3 and GWC-8A
- Sulfate: GWC-10 and GWC-3
- TDS: GWC-4

In accordance with the two-step approach, interwell prediction limits were constructed to evaluate the apparent exceedances for chloride, pH, sulfate, and TDS. The following well/constituent pairs exceeded the respective interwell prediction limits (Figure N):

- Chloride: GWC-4
- Sulfate: GWC-10 and GWC-3
- TDS: GWC-4

Summary

Intrawell background data sets for all wells at Scherer Cell 1 were updated through December of 2022 as appropriate for all Appendix I and III intrawell parameters. For Appendix I parameters using interwell prediction limits, arsenic and silver, the background data were evaluated using trend tests and includes the most recent observations.

For parameters using intrawell prediction limits, the two-step approach followed by trend testing was used to evaluate apparent exceedances.

Based on the results of the two-step approach for both the February 2023 observations and May 2023 resamples, the following prediction limit exceedances were identified:

Appendix I

- Barium: GWC-4
- Nickel: GWC-10 and GWC-2

Appendix III

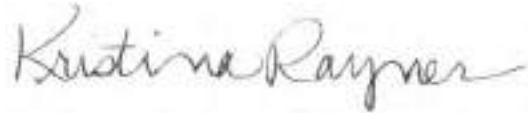
- Calcium: GWC-19, GWC-20, GWC-4, and GWC-8A
- Chloride: GWC-4
- Fluoride: GWC-18
- Sulfate: GWC-10, GWC-3, and GWC-4
- TDS: GWC-4

Thank you for the opportunity to assist you in the statistical analysis of groundwater quality for Plant Scherer Cell 1 Landfill. If you have any questions or comments, please feel free to contact us.

For Groundwater Stats Consulting,

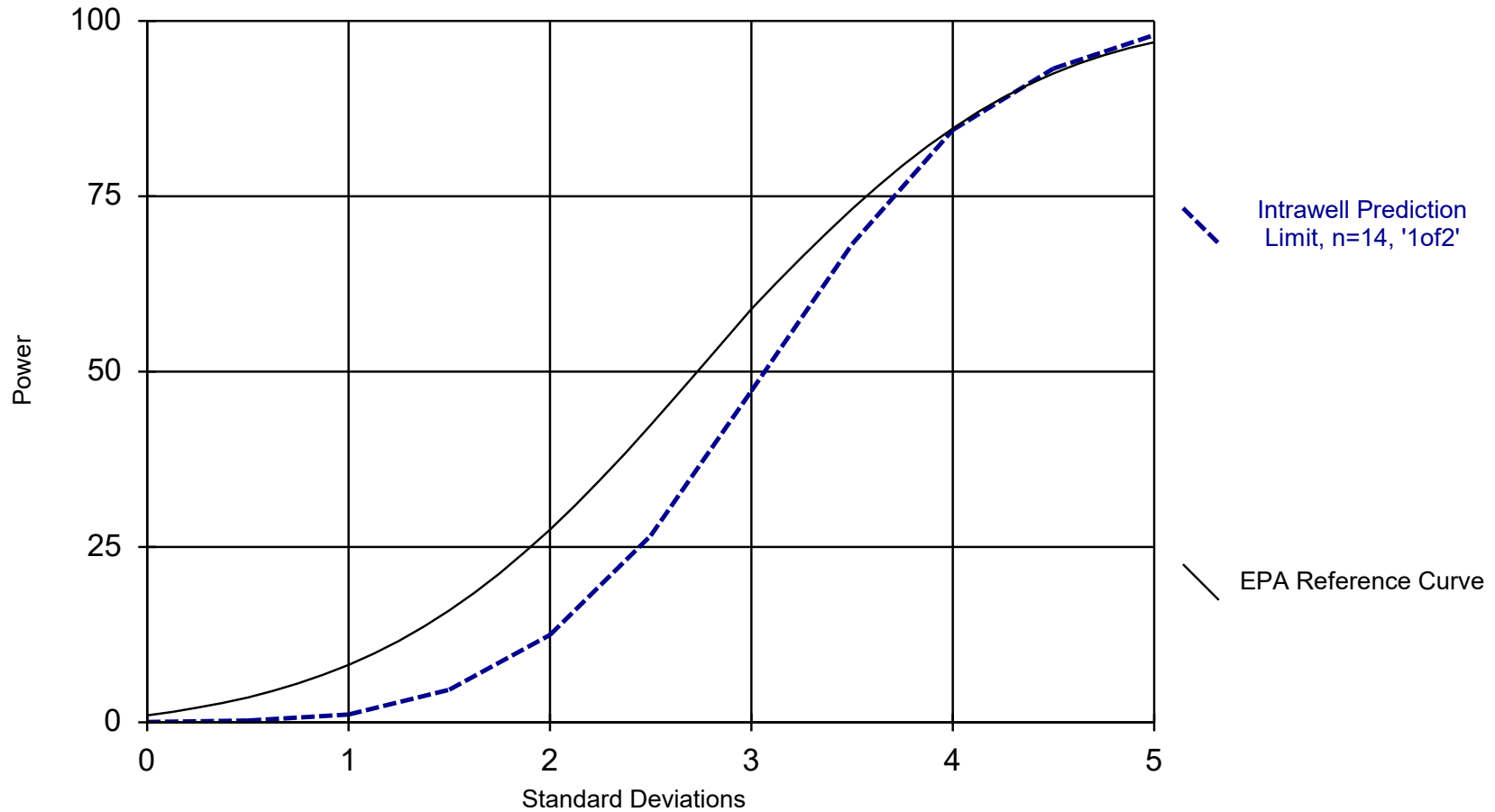


Andrew T. Collins
Project Manager



Kristina L. Rayner
Senior Statistician

Appendix I Intrawell Power Curve

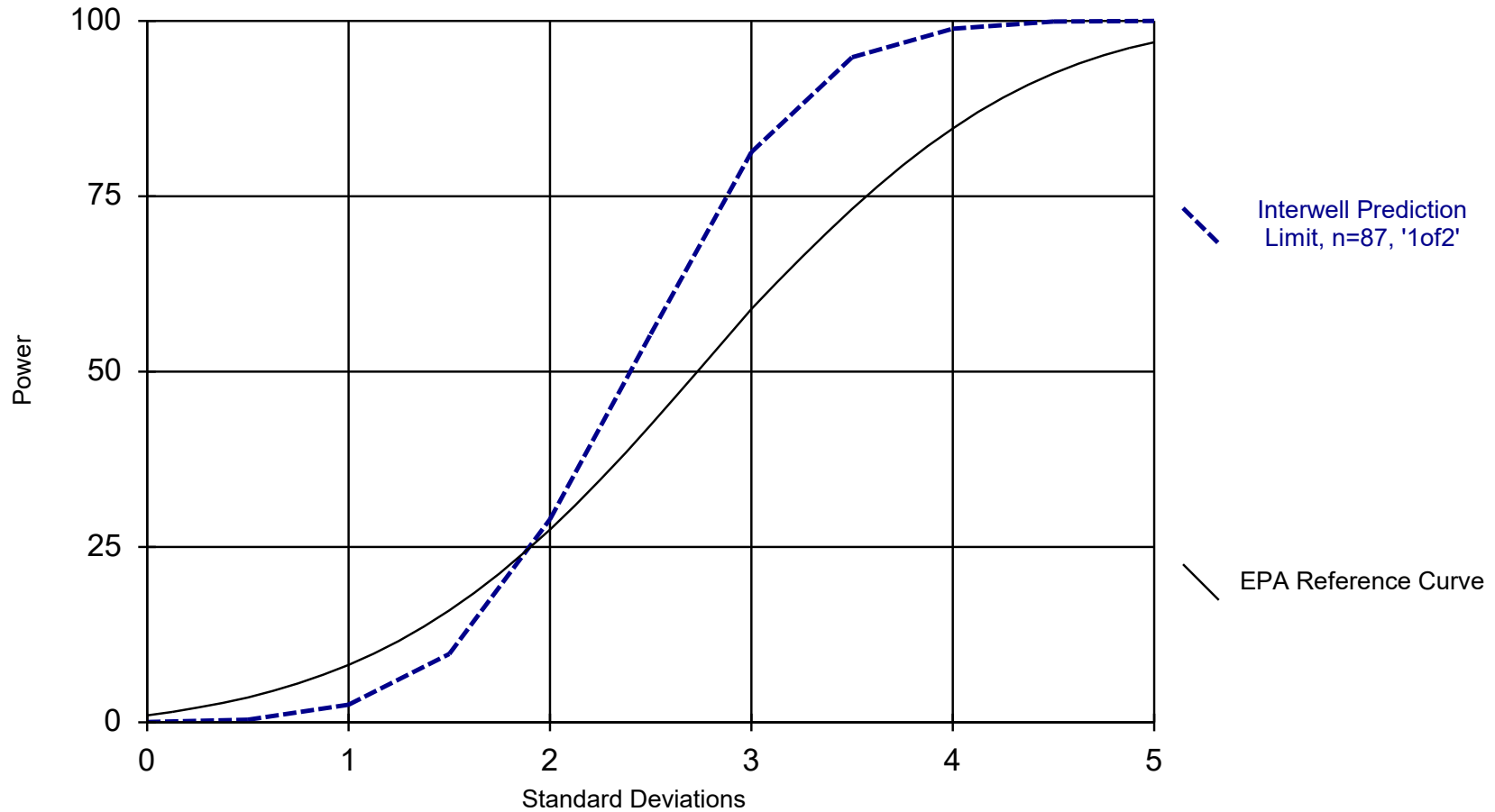


Kappa = 3.027, based on 17 compliance wells and 16 constituents, evaluated semi-annually (this report reflects annual total).

Analysis Run 7/24/2023 3:33 PM

Plant Scherer Client: Southern Company Data: Scherer Cell 1-CCR

Appendix I Interwell Power Curve

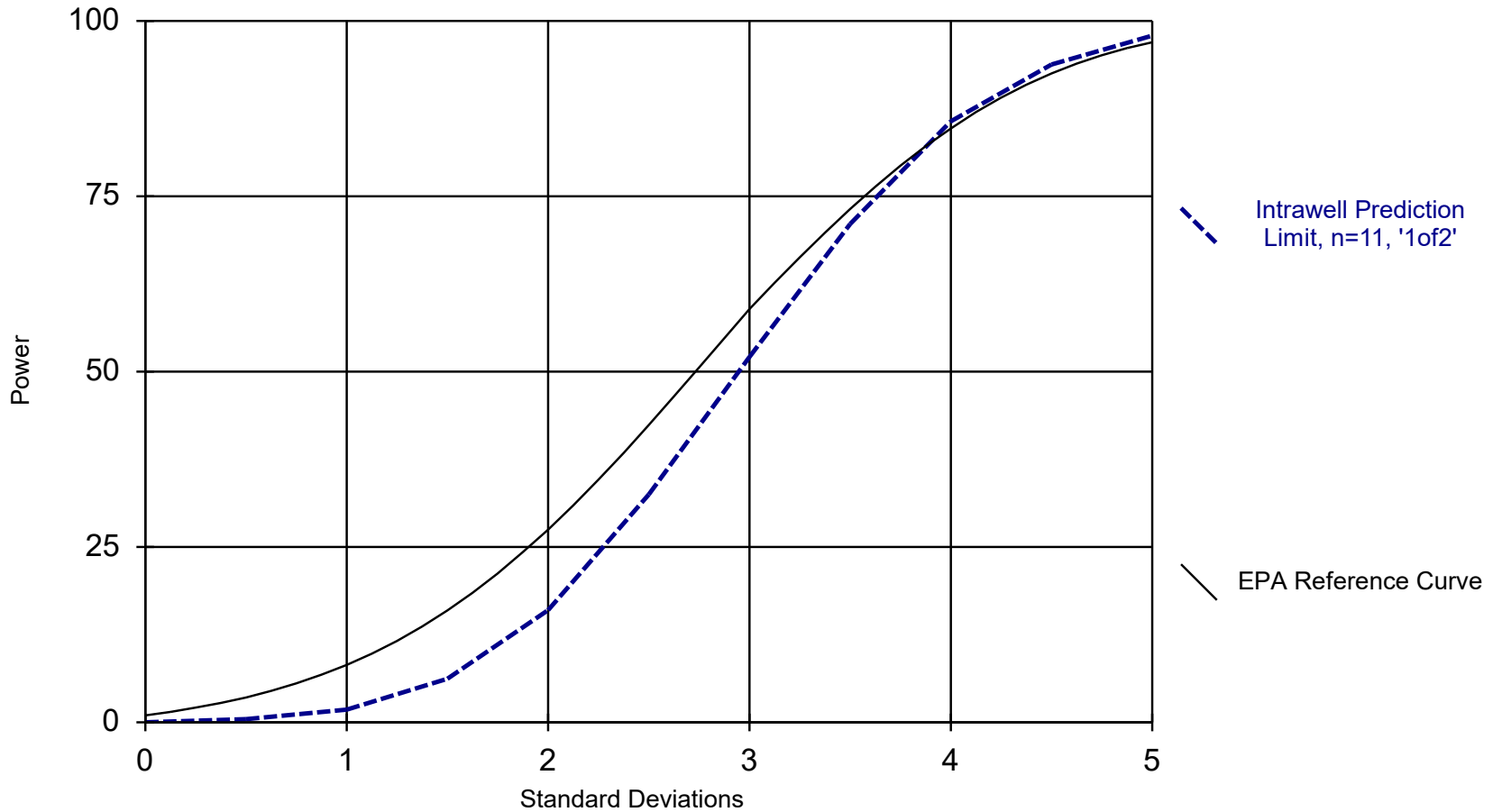


Kappa = 2.287, based on 17 compliance wells and 16 constituents, evaluated semi-annually (this report reflects annual total).

Analysis Run 7/24/2023 3:38 PM

Plant Scherer Client: Southern Company Data: Scherer Cell 1-CCR

Appendix III Intrawell Power Curve



Kappa = 2.941, based on 17 compliance wells and 7 constituents, evaluated semi-annually (this report reflects annual total).

Analysis Run 7/24/2023 3:36 PM

Plant Scherer Client: Southern Company Data: Scherer Cell 1-CCR

100% Non-Detects: Appendix I Intrawell

Analysis Run 5/7/2023 1:59 PM View: Appendix I - Intrawell
Plant Scherer Client: Southern Company Data: Scherer Cell 1-CCR

Antimony, Total (mg/L)

GWA-15, GWA-17, GWC-1, GWC-10, GWC-11, GWC-13, GWC-14, GWC-20, GWC-5, GWC-6, GWC-8A, GWC-9

Beryllium, Total (mg/L)

GWA-15, GWA-16, GWC-1, GWC-10, GWC-11, GWC-12, GWC-13, GWC-14, GWC-18, GWC-19, GWC-2, GWC-20, GWC-3, GWC-4, GWC-6, GWC-9

Cadmium, Total (mg/L)

GWA-15, GWA-16, GWC-1, GWC-10, GWC-12, GWC-13, GWC-14, GWC-18, GWC-19, GWC-20, GWC-3, GWC-4, GWC-5, GWC-6, GWC-7, GWC-9

Cobalt, Total (mg/L)

GWC-10, GWC-13, GWC-14

Copper (mg/L)

GWA-15, GWC-10, GWC-12, GWC-19, GWC-5

Lead, Total (mg/L)

GWA-15, GWC-12

Mercury (mg/L)

GWC-12

Nickel (mg/L)

GWC-14

Selenium, Total (mg/L)

GWC-13, GWC-20

Thallium, Total (mg/L)

GWC-10, GWC-11, GWC-12, GWC-13, GWC-14, GWC-18, GWC-20, GWC-3

100% Non-Detects: Appendix III Intrawell

Analysis Run 5/17/2023 1:10 PM View: Appendix III - Intrawell
Plant Scherer Client: Southern Company Data: Scherer Cell 1-CCR

Boron (mg/L)

GWA-15, GWA-16, GWC-11, GWC-12, GWC-14, GWC-18, GWC-19, GWC-2, GWC-4

Date Ranges

Date: 5/17/2023 12:58 PM

Plant Scherer Client: Southern Company Data: Scherer Cell 1-CCR

Barium, Total (mg/L)

GWC-10 background:5/10/2010-10/2/2018
GWC-13 background:5/9/2010-10/3/2018
GWC-19 background:5/11/2010-10/2/2018
GWC-4 background:5/11/2010-9/10/2020

Boron (mg/L)

GWC-5 background:3/27/2019-8/25/2022

Calcium (mg/L)

GWC-19 background:4/11/2016-9/9/2020
GWC-4 background:4/12/2016-8/25/2022
GWC-5 background:3/22/2018-8/25/2022
GWC-8A background:4/19/2016-10/4/2018

Chloride (mg/L)

GWC-5 background:10/3/2018-8/25/2022

Lead, Total (mg/L)

GWA-15 background:4/6/2016-12/28/2022
GWA-16 background:4/6/2016-12/28/2022
GWA-17 background:4/6/2016-12/28/2022
GWC-1 background:4/6/2016-12/28/2022
GWC-10 background:4/6/2016-12/28/2022
GWC-11 background:4/6/2016-12/28/2022
GWC-12 background:4/6/2016-12/28/2022
GWC-13 background:4/6/2016-12/28/2022
GWC-14 background:4/6/2016-12/28/2022
GWC-18 background:4/6/2016-12/28/2022
GWC-19 background:4/6/2016-12/28/2022
GWC-2 background:4/6/2016-12/28/2022
GWC-20 background:4/6/2016-12/28/2022
GWC-3 background:4/6/2016-12/28/2022
GWC-4 background:4/6/2016-12/28/2022
GWC-5 background:4/6/2016-12/28/2022
GWC-6 background:4/6/2016-12/28/2022
GWC-7 background:4/6/2016-12/28/2022
GWC-8A background:4/6/2016-12/28/2022
GWC-9 background:4/6/2016-12/28/2022

Selenium, Total (mg/L)

GWC-5 background:3/27/2019-8/25/2022

Sulfate (mg/L)

GWC-10 background:4/13/2016-10/2/2018
GWC-4 background:4/12/2016-9/10/2020
GWC-5 background:10/3/2018-8/25/2022

Total Dissolved Solids (mg/L)

GWC-5 background:3/22/2018-8/25/2022

Welch's t-test/Mann-Whitney Appendix I & III - Significant Results

Plant Scherer Client: Southern Company Data: Scherer Cell 1-CCR Printed 5/17/2023, 12:22 PM

<u>Constituent</u>	<u>Well</u>	<u>Calc.</u>	<u>0.01</u>	<u>Method</u>
Antimony, Total (mg/L)	GWC-4	-2.785	Yes	Mann-W
Barium, Total (mg/L)	GWC-10	3.917	Yes	Mann-W
Barium, Total (mg/L)	GWC-12	2.765	Yes	Mann-W
Barium, Total (mg/L)	GWC-13	3.631	Yes	Mann-W
Barium, Total (mg/L)	GWC-19	3.968	Yes	Mann-W
Barium, Total (mg/L)	GWC-4	3.686	Yes	Mann-W
Beryllium, Total (mg/L)	GWC-5	-2.785	Yes	Mann-W
Beryllium, Total (mg/L)	GWC-8A	-2.785	Yes	Mann-W
Boron (mg/L)	GWC-5	-2.657	Yes	Mann-W
Boron (mg/L)	GWC-6	-2.907	Yes	Mann-W
Cadmium, Total (mg/L)	GWC-2	-2.785	Yes	Mann-W
Calcium (mg/L)	GWC-19	3.159	Yes	Mann-W
Calcium (mg/L)	GWC-4	2.625	Yes	Mann-W
Calcium (mg/L)	GWC-5	-2.603	Yes	Mann-W
Calcium (mg/L)	GWC-8A	3.431	Yes	Mann-W
Chloride (mg/L)	GWA-15 (bg)	2.971	Yes	Mann-W
Chloride (mg/L)	GWC-10	2.768	Yes	Mann-W
Chloride (mg/L)	GWC-14	2.975	Yes	Mann-W
Chloride (mg/L)	GWC-18	2.678	Yes	Mann-W
Chloride (mg/L)	GWC-19	2.903	Yes	Mann-W
Chloride (mg/L)	GWC-7	3.005	Yes	Mann-W
Chromium, Total (mg/L)	GWC-10	3.882	Yes	Mann-W
Chromium, Total (mg/L)	GWC-19	2.624	Yes	Mann-W
Cobalt, Total (mg/L)	GWC-12	-3.491	Yes	Mann-W
Cobalt, Total (mg/L)	GWC-9	-3.624	Yes	Mann-W
Copper (mg/L)	GWC-1	-3.601	Yes	Mann-W
Copper (mg/L)	GWC-2	-4.462	Yes	Mann-W
Copper (mg/L)	GWC-3	-3.213	Yes	Mann-W
Fluoride (mg/L)	GWC-18	-2.673	Yes	Mann-W
Fluoride (mg/L)	GWC-19	-2.727	Yes	Mann-W
Nickel (mg/L)	GWA-15 (bg)	-3.499	Yes	Mann-W
Nickel (mg/L)	GWC-1	-3.232	Yes	Mann-W
Nickel (mg/L)	GWC-11	-3.668	Yes	Mann-W
Nickel (mg/L)	GWC-12	-3.668	Yes	Mann-W
Nickel (mg/L)	GWC-2	2.837	Yes	Mann-W
Nickel (mg/L)	GWC-20	-3.783	Yes	Mann-W
Nickel (mg/L)	GWC-4	-3.285	Yes	Mann-W
Nickel (mg/L)	GWC-5	-3.032	Yes	Mann-W
Nickel (mg/L)	GWC-6	-3.166	Yes	Mann-W
Nickel (mg/L)	GWC-8A	2.624	Yes	Mann-W
pH (S.U.)	GWC-18	2.91	Yes	Mann-W
Selenium, Total (mg/L)	GWC-4	-3.934	Yes	Mann-W
Selenium, Total (mg/L)	GWC-5	-3.081	Yes	Mann-W
Sulfate (mg/L)	GWC-10	3.707	Yes	Mann-W
Sulfate (mg/L)	GWC-4	2.925	Yes	Mann-W
Sulfate (mg/L)	GWC-5	-2.822	Yes	Mann-W
Thallium, Total (mg/L)	GWC-19	-2.785	Yes	Mann-W
Thallium, Total (mg/L)	GWC-5	-2.785	Yes	Mann-W
Thallium, Total (mg/L)	GWC-6	-3.934	Yes	Mann-W
Thallium, Total (mg/L)	GWC-8A	-3.934	Yes	Mann-W
Thallium, Total (mg/L)	GWC-9	-2.785	Yes	Mann-W
Total Dissolved Solids (mg/L)	GWC-5	-2.651	Yes	Mann-W
Vanadium (mg/L)	GWC-8A	-2.634	Yes	Mann-W

Welch's t-test/Mann-Whitney Appendix I & III - All Results

Plant Scherer Client: Southern Company Data: Scherer Cell 1-CCR Printed 5/17/2023, 12:22 PM

<u>Constituent</u>	<u>Well</u>	<u>Calc.</u>	<u>0.01</u>	<u>Method</u>
Antimony, Total (mg/L)	GWA-16 (bg)	0.2785	No	Mann-W
Antimony, Total (mg/L)	GWC-12	0.2785	No	Mann-W
Antimony, Total (mg/L)	GWC-18	0.4667	No	Mann-W
Antimony, Total (mg/L)	GWC-19	0.2785	No	Mann-W
Antimony, Total (mg/L)	GWC-2	-1.667	No	Mann-W
Antimony, Total (mg/L)	GWC-3	0.2785	No	Mann-W
Antimony, Total (mg/L)	GWC-4	-2.785	Yes	Mann-W
Antimony, Total (mg/L)	GWC-7	0.2785	No	Mann-W
Barium, Total (mg/L)	GWA-15 (bg)	1.28	No	Mann-W
Barium, Total (mg/L)	GWA-16 (bg)	-1.172	No	Mann-W
Barium, Total (mg/L)	GWA-17 (bg)	-1.08	No	Mann-W
Barium, Total (mg/L)	GWC-1	0.7497	No	Mann-W
Barium, Total (mg/L)	GWC-10	3.917	Yes	Mann-W
Barium, Total (mg/L)	GWC-11	2.124	No	Mann-W
Barium, Total (mg/L)	GWC-12	2.765	Yes	Mann-W
Barium, Total (mg/L)	GWC-13	3.631	Yes	Mann-W
Barium, Total (mg/L)	GWC-14	2.276	No	Mann-W
Barium, Total (mg/L)	GWC-18	0.08356	No	Mann-W
Barium, Total (mg/L)	GWC-19	3.968	Yes	Mann-W
Barium, Total (mg/L)	GWC-2	0.5912	No	Mann-W
Barium, Total (mg/L)	GWC-20	-0.1115	No	Mann-W
Barium, Total (mg/L)	GWC-3	-1.549	No	Mann-W
Barium, Total (mg/L)	GWC-4	3.686	Yes	Mann-W
Barium, Total (mg/L)	GWC-5	-0.1657	No	Mann-W
Barium, Total (mg/L)	GWC-6	0.9413	No	Mann-W
Barium, Total (mg/L)	GWC-7	2.189	No	Mann-W
Barium, Total (mg/L)	GWC-8A	-0.3036	No	Mann-W
Barium, Total (mg/L)	GWC-9	0.2769	No	Mann-W
Beryllium, Total (mg/L)	GWA-17 (bg)	0.2785	No	Mann-W
Beryllium, Total (mg/L)	GWC-5	-2.785	Yes	Mann-W
Beryllium, Total (mg/L)	GWC-7	0.2785	No	Mann-W
Beryllium, Total (mg/L)	GWC-8A	-2.785	Yes	Mann-W
Boron (mg/L)	GWA-17 (bg)	0.3873	No	Mann-W
Boron (mg/L)	GWC-1	-2.066	No	Mann-W
Boron (mg/L)	GWC-10	2.429	No	Mann-W
Boron (mg/L)	GWC-13	-2.066	No	Mann-W
Boron (mg/L)	GWC-20	1.617	No	Mann-W
Boron (mg/L)	GWC-3	-2.066	No	Mann-W
Boron (mg/L)	GWC-5	-2.657	Yes	Mann-W
Boron (mg/L)	GWC-6	-2.907	Yes	Mann-W
Boron (mg/L)	GWC-7	-2.066	No	Mann-W
Boron (mg/L)	GWC-8A	-0.1069	No	Mann-W
Boron (mg/L)	GWC-9	0.1002	No	Mann-W
Cadmium, Total (mg/L)	GWA-17 (bg)	0.2785	No	Mann-W
Cadmium, Total (mg/L)	GWC-11	0.2785	No	Mann-W
Cadmium, Total (mg/L)	GWC-2	-2.785	Yes	Mann-W
Cadmium, Total (mg/L)	GWC-8A	-0.3301	No	Mann-W
Calcium (mg/L)	GWA-15 (bg)	-0.3021	No	Mann-W
Calcium (mg/L)	GWA-16 (bg)	-0.1541	No	Mann-W
Calcium (mg/L)	GWA-17 (bg)	2.206	No	Mann-W
Calcium (mg/L)	GWC-1	0.3082	No	Mann-W
Calcium (mg/L)	GWC-10	1.672	No	Mann-W
Calcium (mg/L)	GWC-11	0.624	No	Mann-W
Calcium (mg/L)	GWC-12	0.05049	No	Mann-W
Calcium (mg/L)	GWC-13	1.809	No	Mann-W

Welch's t-test/Mann-Whitney Appendix I & III - All Results

Plant Scherer Client: Southern Company Data: Scherer Cell 1-CCR Printed 5/17/2023, 12:22 PM

<u>Constituent</u>	<u>Well</u>	<u>Calc.</u>	<u>0.01</u>	<u>Method</u>
Calcium (mg/L)	GWC-14	0.5015	No	Mann-W
Calcium (mg/L)	GWC-18	0.463	No	Mann-W
Calcium (mg/L)	GWC-19	3.159	Yes	Mann-W
Calcium (mg/L)	GWC-2	-0.5704	No	Mann-W
Calcium (mg/L)	GWC-20	0.9871	No	Mann-W
Calcium (mg/L)	GWC-3	-2.203	No	Mann-W
Calcium (mg/L)	GWC-4	2.625	Yes	Mann-W
Calcium (mg/L)	GWC-5	-2.603	Yes	Mann-W
Calcium (mg/L)	GWC-6	-1.451	No	Mann-W
Calcium (mg/L)	GWC-7	0.5772	No	Mann-W
Calcium (mg/L)	GWC-8A	3.431	Yes	Mann-W
Calcium (mg/L)	GWC-9	0.5417	No	Mann-W
Chloride (mg/L)	GWA-15 (bg)	2.971	Yes	Mann-W
Chloride (mg/L)	GWA-16 (bg)	0.9797	No	Mann-W
Chloride (mg/L)	GWA-17 (bg)	-1.423	No	Mann-W
Chloride (mg/L)	GWC-1	0.5549	No	Mann-W
Chloride (mg/L)	GWC-10	2.768	Yes	Mann-W
Chloride (mg/L)	GWC-11	0.4119	No	Mann-W
Chloride (mg/L)	GWC-12	1.282	No	Mann-W
Chloride (mg/L)	GWC-13	0.6193	No	Mann-W
Chloride (mg/L)	GWC-14	2.975	Yes	Mann-W
Chloride (mg/L)	GWC-18	2.678	Yes	Mann-W
Chloride (mg/L)	GWC-19	2.903	Yes	Mann-W
Chloride (mg/L)	GWC-2	1.722	No	Mann-W
Chloride (mg/L)	GWC-20	1.426	No	Mann-W
Chloride (mg/L)	GWC-3	-1.058	No	Mann-W
Chloride (mg/L)	GWC-4	2.155	No	Mann-W
Chloride (mg/L)	GWC-5	-2.497	No	Mann-W
Chloride (mg/L)	GWC-6	0.4786	No	Mann-W
Chloride (mg/L)	GWC-7	3.005	Yes	Mann-W
Chloride (mg/L)	GWC-8A	1.863	No	Mann-W
Chloride (mg/L)	GWC-9	2.511	No	Mann-W
Chromium, Total (mg/L)	GWA-15 (bg)	-0.6	No	Mann-W
Chromium, Total (mg/L)	GWA-16 (bg)	2.099	No	Mann-W
Chromium, Total (mg/L)	GWA-17 (bg)	1.905	No	Mann-W
Chromium, Total (mg/L)	GWC-1	1.038	No	Mann-W
Chromium, Total (mg/L)	GWC-10	3.882	Yes	Mann-W
Chromium, Total (mg/L)	GWC-11	-1.493	No	Mann-W
Chromium, Total (mg/L)	GWC-12	0.116	No	Mann-W
Chromium, Total (mg/L)	GWC-13	0.9416	No	Mann-W
Chromium, Total (mg/L)	GWC-14	-0.2764	No	Mann-W
Chromium, Total (mg/L)	GWC-18	-1.588	No	Mann-W
Chromium, Total (mg/L)	GWC-19	2.624	Yes	Mann-W
Chromium, Total (mg/L)	GWC-2	0.1954	No	Mann-W
Chromium, Total (mg/L)	GWC-20	-1.215	No	Mann-W
Chromium, Total (mg/L)	GWC-3	-2.139	No	Mann-W
Chromium, Total (mg/L)	GWC-4	-1.932	No	Mann-W
Chromium, Total (mg/L)	GWC-5	2.015	No	Mann-W
Chromium, Total (mg/L)	GWC-6	0.359	No	Mann-W
Chromium, Total (mg/L)	GWC-7	-1.023	No	Mann-W
Chromium, Total (mg/L)	GWC-8A	-2.075	No	Mann-W
Chromium, Total (mg/L)	GWC-9	-0.05518	No	Mann-W
Cobalt, Total (mg/L)	GWA-15 (bg)	0	No	Mann-W
Cobalt, Total (mg/L)	GWA-16 (bg)	-0.8923	No	Mann-W
Cobalt, Total (mg/L)	GWA-17 (bg)	0.6082	No	Mann-W

Welch's t-test/Mann-Whitney Appendix I & III - All Results

Plant Scherer Client: Southern Company Data: Scherer Cell 1-CCR Printed 5/17/2023, 12:22 PM

<u>Constituent</u>	<u>Well</u>	<u>Calc.</u>	<u>0.01</u>	<u>Method</u>
Cobalt, Total (mg/L)	GWC-1	-1.667	No	Mann-W
Cobalt, Total (mg/L)	GWC-11	0.2785	No	Mann-W
Cobalt, Total (mg/L)	GWC-12	-3.491	Yes	Mann-W
Cobalt, Total (mg/L)	GWC-18	-0.7932	No	Mann-W
Cobalt, Total (mg/L)	GWC-19	0.4667	No	Mann-W
Cobalt, Total (mg/L)	GWC-2	-1.667	No	Mann-W
Cobalt, Total (mg/L)	GWC-20	0.8398	No	Mann-W
Cobalt, Total (mg/L)	GWC-3	-1.617	No	Mann-W
Cobalt, Total (mg/L)	GWC-4	-0.451	No	Mann-W
Cobalt, Total (mg/L)	GWC-5	0.2785	No	Mann-W
Cobalt, Total (mg/L)	GWC-6	-1.106	No	Mann-W
Cobalt, Total (mg/L)	GWC-7	-0.6188	No	Mann-W
Cobalt, Total (mg/L)	GWC-8A	0.9229	No	Mann-W
Cobalt, Total (mg/L)	GWC-9	-3.624	Yes	Mann-W
Copper (mg/L)	GWA-16 (bg)	-1.617	No	Mann-W
Copper (mg/L)	GWA-17 (bg)	0.3062	No	Mann-W
Copper (mg/L)	GWC-1	-3.601	Yes	Mann-W
Copper (mg/L)	GWC-11	-0.07349	No	Mann-W
Copper (mg/L)	GWC-13	-0.5103	No	Mann-W
Copper (mg/L)	GWC-14	-0.5103	No	Mann-W
Copper (mg/L)	GWC-18	-0.05395	No	Mann-W
Copper (mg/L)	GWC-2	-4.462	Yes	Mann-W
Copper (mg/L)	GWC-20	-0.5213	No	Mann-W
Copper (mg/L)	GWC-3	-3.213	Yes	Mann-W
Copper (mg/L)	GWC-4	-2.035	No	Mann-W
Copper (mg/L)	GWC-6	-0.4853	No	Mann-W
Copper (mg/L)	GWC-7	-1.506	No	Mann-W
Copper (mg/L)	GWC-8A	-2.179	No	Mann-W
Copper (mg/L)	GWC-9	-1.895	No	Mann-W
Fluoride (mg/L)	GWA-15 (bg)	-1.403	No	Mann-W
Fluoride (mg/L)	GWA-16 (bg)	-1.732	No	Mann-W
Fluoride (mg/L)	GWA-17 (bg)	-0.5409	No	Mann-W
Fluoride (mg/L)	GWC-1	-0.9678	No	Mann-W
Fluoride (mg/L)	GWC-10	1.533	No	Mann-W
Fluoride (mg/L)	GWC-11	-1.406	No	Mann-W
Fluoride (mg/L)	GWC-12	-0.9703	No	Mann-W
Fluoride (mg/L)	GWC-13	-1.448	No	Mann-W
Fluoride (mg/L)	GWC-14	-0.6675	No	Mann-W
Fluoride (mg/L)	GWC-18	-2.673	Yes	Mann-W
Fluoride (mg/L)	GWC-19	-2.727	Yes	Mann-W
Fluoride (mg/L)	GWC-2	-1.84	No	Mann-W
Fluoride (mg/L)	GWC-20	-1.907	No	Mann-W
Fluoride (mg/L)	GWC-3	0.37	No	Mann-W
Fluoride (mg/L)	GWC-4	0.3525	No	Mann-W
Fluoride (mg/L)	GWC-5	-1.26	No	Mann-W
Fluoride (mg/L)	GWC-6	-1.354	No	Mann-W
Fluoride (mg/L)	GWC-7	-2	No	Mann-W
Fluoride (mg/L)	GWC-8A	-1.754	No	Mann-W
Fluoride (mg/L)	GWC-9	0.312	No	Mann-W
Lead, Total (mg/L)	GWA-16 (bg)	0.3873	No	Mann-W
Lead, Total (mg/L)	GWA-17 (bg)	0.3873	No	Mann-W
Lead, Total (mg/L)	GWC-1	0.6565	No	Mann-W
Lead, Total (mg/L)	GWC-11	-0.09379	No	Mann-W
Lead, Total (mg/L)	GWC-13	0.3873	No	Mann-W
Lead, Total (mg/L)	GWC-19	-1.259	No	Mann-W

Welch's t-test/Mann-Whitney Appendix I & III - All Results

Plant Scherer Client: Southern Company Data: Scherer Cell 1-CCR Printed 5/17/2023, 12:22 PM

Constituent	Well	Calc.	0.01	Method
Lead, Total (mg/L)	GWC-2	0.3873	No	Mann-W
Lead, Total (mg/L)	GWC-3	-1.219	No	Mann-W
Lead, Total (mg/L)	GWC-4	0.3873	No	Mann-W
Lead, Total (mg/L)	GWC-7	-1.219	No	Mann-W
Lead, Total (mg/L)	GWC-8A	-1.259	No	Mann-W
Mercury (mg/L)	GWA-15 (bg)	0.4667	No	Mann-W
Mercury (mg/L)	GWA-16 (bg)	0.6082	No	Mann-W
Mercury (mg/L)	GWA-17 (bg)	0.6082	No	Mann-W
Mercury (mg/L)	GWC-1	0.4667	No	Mann-W
Mercury (mg/L)	GWC-10	0.6082	No	Mann-W
Mercury (mg/L)	GWC-11	0.4667	No	Mann-W
Mercury (mg/L)	GWC-13	0.4667	No	Mann-W
Mercury (mg/L)	GWC-14	0.4667	No	Mann-W
Mercury (mg/L)	GWC-18	0.2785	No	Mann-W
Mercury (mg/L)	GWC-19	0.4667	No	Mann-W
Mercury (mg/L)	GWC-2	0.4667	No	Mann-W
Mercury (mg/L)	GWC-20	-0.7296	No	Mann-W
Mercury (mg/L)	GWC-3	0.6084	No	Mann-W
Mercury (mg/L)	GWC-4	0.2785	No	Mann-W
Mercury (mg/L)	GWC-5	0.2785	No	Mann-W
Mercury (mg/L)	GWC-6	0.6082	No	Mann-W
Mercury (mg/L)	GWC-7	0.6082	No	Mann-W
Mercury (mg/L)	GWC-8A	0.8398	No	Mann-W
Mercury (mg/L)	GWC-9	0.2785	No	Mann-W
Nickel (mg/L)	GWA-15 (bg)	-3.499	Yes	Mann-W
Nickel (mg/L)	GWA-16 (bg)	0.3128	No	Mann-W
Nickel (mg/L)	GWA-17 (bg)	-2.535	No	Mann-W
Nickel (mg/L)	GWC-1	-3.232	Yes	Mann-W
Nickel (mg/L)	GWC-10	0.7149	No	Mann-W
Nickel (mg/L)	GWC-11	-3.668	Yes	Mann-W
Nickel (mg/L)	GWC-12	-3.668	Yes	Mann-W
Nickel (mg/L)	GWC-13	-0.6471	No	Mann-W
Nickel (mg/L)	GWC-18	0.6877	No	Mann-W
Nickel (mg/L)	GWC-19	0.2015	No	Mann-W
Nickel (mg/L)	GWC-2	2.837	Yes	Mann-W
Nickel (mg/L)	GWC-20	-3.783	Yes	Mann-W
Nickel (mg/L)	GWC-3	1.423	No	Mann-W
Nickel (mg/L)	GWC-4	-3.285	Yes	Mann-W
Nickel (mg/L)	GWC-5	-3.032	Yes	Mann-W
Nickel (mg/L)	GWC-6	-3.166	Yes	Mann-W
Nickel (mg/L)	GWC-7	-0.04915	No	Mann-W
Nickel (mg/L)	GWC-8A	2.624	Yes	Mann-W
Nickel (mg/L)	GWC-9	-1.671	No	Mann-W
pH (S.U.)	GWA-15 (bg)	-1.667	No	Mann-W
pH (S.U.)	GWA-16 (bg)	1.11	No	Mann-W
pH (S.U.)	GWA-17 (bg)	2.513	No	Mann-W
pH (S.U.)	GWC-1	-0.2242	No	Mann-W
pH (S.U.)	GWC-10	-0.401	No	Mann-W
pH (S.U.)	GWC-11	-0.7252	No	Mann-W
pH (S.U.)	GWC-12	0	No	Mann-W
pH (S.U.)	GWC-13	0.8555	No	Mann-W
pH (S.U.)	GWC-14	-0.9801	No	Mann-W
pH (S.U.)	GWC-18	2.91	Yes	Mann-W
pH (S.U.)	GWC-19	-0.9191	No	Mann-W
pH (S.U.)	GWC-2	-0.2015	No	Mann-W

Welch's t-test/Mann-Whitney Appendix I & III - All Results

Plant Scherer Client: Southern Company Data: Scherer Cell 1-CCR Printed 5/17/2023, 12:22 PM

<u>Constituent</u>	<u>Well</u>	<u>Calc.</u>	<u>0.01</u>	<u>Method</u>
pH (S.U.)	GWC-20	2.063	No	Mann-W
pH (S.U.)	GWC-3	1.065	No	Mann-W
pH (S.U.)	GWC-4	-0.6677	No	Mann-W
pH (S.U.)	GWC-5	2.575	No	Mann-W
pH (S.U.)	GWC-6	-1.836	No	Mann-W
pH (S.U.)	GWC-7	-0.9425	No	Mann-W
pH (S.U.)	GWC-8A	-2.247	No	Mann-W
pH (S.U.)	GWC-9	-0.7093	No	Mann-W
Selenium, Total (mg/L)	GWA-15 (bg)	0.2785	No	Mann-W
Selenium, Total (mg/L)	GWA-16 (bg)	0.6082	No	Mann-W
Selenium, Total (mg/L)	GWA-17 (bg)	0.4667	No	Mann-W
Selenium, Total (mg/L)	GWC-1	-0.06667	No	Mann-W
Selenium, Total (mg/L)	GWC-10	0.4667	No	Mann-W
Selenium, Total (mg/L)	GWC-11	0.169	No	Mann-W
Selenium, Total (mg/L)	GWC-12	0.2785	No	Mann-W
Selenium, Total (mg/L)	GWC-14	-0.06667	No	Mann-W
Selenium, Total (mg/L)	GWC-18	0.2785	No	Mann-W
Selenium, Total (mg/L)	GWC-19	0.2785	No	Mann-W
Selenium, Total (mg/L)	GWC-2	0.6082	No	Mann-W
Selenium, Total (mg/L)	GWC-3	0.2785	No	Mann-W
Selenium, Total (mg/L)	GWC-4	-3.934	Yes	Mann-W
Selenium, Total (mg/L)	GWC-5	-3.081	Yes	Mann-W
Selenium, Total (mg/L)	GWC-6	0.7329	No	Mann-W
Selenium, Total (mg/L)	GWC-7	-0.06667	No	Mann-W
Selenium, Total (mg/L)	GWC-8A	0.7296	No	Mann-W
Selenium, Total (mg/L)	GWC-9	-0.4642	No	Mann-W
Sulfate (mg/L)	GWA-15 (bg)	2.338	No	Mann-W
Sulfate (mg/L)	GWA-16 (bg)	0.3873	No	Mann-W
Sulfate (mg/L)	GWA-17 (bg)	0.8658	No	Mann-W
Sulfate (mg/L)	GWC-1	1.321	No	Mann-W
Sulfate (mg/L)	GWC-10	3.707	Yes	Mann-W
Sulfate (mg/L)	GWC-11	0.6565	No	Mann-W
Sulfate (mg/L)	GWC-12	-0.258	No	Mann-W
Sulfate (mg/L)	GWC-13	-0.2338	No	Mann-W
Sulfate (mg/L)	GWC-14	-0.0701	No	Mann-W
Sulfate (mg/L)	GWC-18	0.8658	No	Mann-W
Sulfate (mg/L)	GWC-19	1.102	No	Mann-W
Sulfate (mg/L)	GWC-2	1.504	No	Mann-W
Sulfate (mg/L)	GWC-20	1.574	No	Mann-W
Sulfate (mg/L)	GWC-3	-0.1671	No	Mann-W
Sulfate (mg/L)	GWC-4	2.925	Yes	Mann-W
Sulfate (mg/L)	GWC-5	-2.822	Yes	Mann-W
Sulfate (mg/L)	GWC-6	1.259	No	Mann-W
Sulfate (mg/L)	GWC-7	1.051	No	Mann-W
Sulfate (mg/L)	GWC-8A	-2.125	No	Mann-W
Sulfate (mg/L)	GWC-9	0.3503	No	Mann-W
Thallium, Total (mg/L)	GWA-15 (bg)	0.2785	No	Mann-W
Thallium, Total (mg/L)	GWA-16 (bg)	0.4667	No	Mann-W
Thallium, Total (mg/L)	GWA-17 (bg)	0.2785	No	Mann-W
Thallium, Total (mg/L)	GWC-1	-1.8	No	Mann-W
Thallium, Total (mg/L)	GWC-19	-2.785	Yes	Mann-W
Thallium, Total (mg/L)	GWC-2	0.2785	No	Mann-W
Thallium, Total (mg/L)	GWC-4	0.2785	No	Mann-W
Thallium, Total (mg/L)	GWC-5	-2.785	Yes	Mann-W
Thallium, Total (mg/L)	GWC-6	-3.934	Yes	Mann-W

Welch's t-test/Mann-Whitney Appendix I & III - All Results

Plant Scherer Client: Southern Company Data: Scherer Cell 1-CCR Printed 5/17/2023, 12:22 PM

Constituent	Well	Calc.	0.01	Method
Thallium, Total (mg/L)	GWC-7	-0.7296	No	Mann-W
Thallium, Total (mg/L)	GWC-8A	-3.934	Yes	Mann-W
Thallium, Total (mg/L)	GWC-9	-2.785	Yes	Mann-W
Total Dissolved Solids (mg/L)	GWA-15 (bg)	2.057	No	Mann-W
Total Dissolved Solids (mg/L)	GWA-16 (bg)	0.8553	No	Mann-W
Total Dissolved Solids (mg/L)	GWA-17 (bg)	1.651	No	Mann-W
Total Dissolved Solids (mg/L)	GWC-1	0.4604	No	Mann-W
Total Dissolved Solids (mg/L)	GWC-10	2.365	No	Mann-W
Total Dissolved Solids (mg/L)	GWC-11	0.1603	No	Mann-W
Total Dissolved Solids (mg/L)	GWC-12	0.6037	No	Mann-W
Total Dissolved Solids (mg/L)	GWC-13	0.266	No	Mann-W
Total Dissolved Solids (mg/L)	GWC-14	0.7009	No	Mann-W
Total Dissolved Solids (mg/L)	GWC-18	-0.05007	No	Mann-W
Total Dissolved Solids (mg/L)	GWC-19	2.526	No	Mann-W
Total Dissolved Solids (mg/L)	GWC-2	0.711	No	Mann-W
Total Dissolved Solids (mg/L)	GWC-20	1.713	No	Mann-W
Total Dissolved Solids (mg/L)	GWC-3	0.3505	No	Mann-W
Total Dissolved Solids (mg/L)	GWC-4	2.481	No	Mann-W
Total Dissolved Solids (mg/L)	GWC-5	-2.651	Yes	Mann-W
Total Dissolved Solids (mg/L)	GWC-6	0.8685	No	Mann-W
Total Dissolved Solids (mg/L)	GWC-7	1.566	No	Mann-W
Total Dissolved Solids (mg/L)	GWC-8A	1.985	No	Mann-W
Total Dissolved Solids (mg/L)	GWC-9	0.2522	No	Mann-W
Vanadium (mg/L)	GWA-15 (bg)	-1.032	No	Mann-W
Vanadium (mg/L)	GWA-16 (bg)	1.609	No	Mann-W
Vanadium (mg/L)	GWA-17 (bg)	1.941	No	Mann-W
Vanadium (mg/L)	GWC-1	1.255	No	Mann-W
Vanadium (mg/L)	GWC-10	0.4678	No	Mann-W
Vanadium (mg/L)	GWC-11	0.4292	No	Mann-W
Vanadium (mg/L)	GWC-12	-1.032	No	Mann-W
Vanadium (mg/L)	GWC-13	-0.5216	No	Mann-W
Vanadium (mg/L)	GWC-14	0.9467	No	Mann-W
Vanadium (mg/L)	GWC-18	1.68	No	Mann-W
Vanadium (mg/L)	GWC-19	-0.3614	No	Mann-W
Vanadium (mg/L)	GWC-2	1.396	No	Mann-W
Vanadium (mg/L)	GWC-20	0.2987	No	Mann-W
Vanadium (mg/L)	GWC-3	1.639	No	Mann-W
Vanadium (mg/L)	GWC-4	-1.15	No	Mann-W
Vanadium (mg/L)	GWC-5	-0.4294	No	Mann-W
Vanadium (mg/L)	GWC-6	1.645	No	Mann-W
Vanadium (mg/L)	GWC-7	0.8379	No	Mann-W
Vanadium (mg/L)	GWC-8A	-2.634	Yes	Mann-W
Vanadium (mg/L)	GWC-9	0.592	No	Mann-W
Zinc (mg/L)	GWA-15 (bg)	-0.5103	No	Mann-W
Zinc (mg/L)	GWA-16 (bg)	0.3062	No	Mann-W
Zinc (mg/L)	GWA-17 (bg)	-0.3056	No	Mann-W
Zinc (mg/L)	GWC-1	-1.47	No	Mann-W
Zinc (mg/L)	GWC-10	0.3062	No	Mann-W
Zinc (mg/L)	GWC-11	-2.204	No	Mann-W
Zinc (mg/L)	GWC-12	-1.229	No	Mann-W
Zinc (mg/L)	GWC-13	-1.856	No	Mann-W
Zinc (mg/L)	GWC-14	0.3062	No	Mann-W
Zinc (mg/L)	GWC-18	-0.5103	No	Mann-W
Zinc (mg/L)	GWC-19	-0.5213	No	Mann-W
Zinc (mg/L)	GWC-2	1.911	No	Mann-W

Welch's t-test/Mann-Whitney Appendix I & III - All Results

Plant Scherer Client: Southern Company Data: Scherer Cell 1-CCR Printed 5/17/2023, 12:22 PM

<u>Constituent</u>	<u>Well</u>	<u>Calc.</u>	<u>0.01</u>	<u>Method</u>
Zinc (mg/L)	GWC-20	1.323	No	Mann-W
Zinc (mg/L)	GWC-3	-1.969	No	Mann-W
Zinc (mg/L)	GWC-4	-0.07349	No	Mann-W
Zinc (mg/L)	GWC-5	-2.325	No	Mann-W
Zinc (mg/L)	GWC-6	-0.5103	No	Mann-W
Zinc (mg/L)	GWC-7	-2.058	No	Mann-W
Zinc (mg/L)	GWC-8A	-2.082	No	Mann-W
Zinc (mg/L)	GWC-9	0.3062	No	Mann-W

Upgradient Trend Tests - All Results (No Significant)

Plant Scherer Client: Southern Company Data: Scherer Cell 1-CCR Printed 5/5/2023, 11:58 AM

<u>Constituent</u>	<u>Well</u>	<u>Slope</u>	<u>Calc.</u>	<u>Critical</u>	<u>Sig.</u>	<u>N</u>	<u>%NDs</u>	<u>Normality</u>	<u>Xform</u>	<u>Alpha</u>	<u>Method</u>
Arsenic, Total (mg/L)	GWA-15 (bg)	0	-19	-176	No	34	97.06	n/a	n/a	0.01	NP
Arsenic, Total (mg/L)	GWA-16 (bg)	0	-19	-176	No	34	97.06	n/a	n/a	0.01	NP
Arsenic, Total (mg/L)	GWA-17 (bg)	0	-19	-176	No	34	97.06	n/a	n/a	0.01	NP
Silver (mg/L)	GWA-15 (bg)	0	0	139	No	29	100	n/a	n/a	0.01	NP
Silver (mg/L)	GWA-16 (bg)	0	0	139	No	29	100	n/a	n/a	0.01	NP
Silver (mg/L)	GWA-17 (bg)	0	0	139	No	29	100	n/a	n/a	0.01	NP

Appendix I Intrawell Prediction Limits - Significant Results

Plant Scherer Client: Southern Company Data: Scherer Cell 1-CCR Printed 5/17/2023, 1:06 PM

Constituent	Well	Upper Lim.	Lower Lim.	Date	Observ.	Sig.	Bg N	Bg Mean	Std. Dev.	%NDs	ND Adj.	Transform	Alpha	Method
Barium, Total (mg/L)	GWC-19	0.01999	n/a	2/28/2023	0.031	Yes	25	9.0e-8	2.7e-8	4	None	x^4	0.0001937	Param Intra 1 of 2
Barium, Total (mg/L)	GWC-4	0.05318	n/a	2/27/2023	0.081	Yes	29	0.0383	0.005897	0	None	No	0.0001937	Param Intra 1 of 2
Nickel (mg/L)	GWC-10	0.003	n/a	2/21/2023	0.0031	Yes	29	n/a	n/a	65.52	n/a	n/a	0.002172	NP Intra (NDs) 1 of 2
Nickel (mg/L)	GWC-2	0.0028	n/a	2/27/2023	0.0038	Yes	27	n/a	n/a	62.96	n/a	n/a	0.002502	NP Intra (NDs) 1 of 2
Nickel (mg/L)	GWC-7	0.0044	n/a	2/27/2023	0.01	Yes	28	n/a	n/a	82.14	n/a	n/a	0.002337	NP Intra (NDs) 1 of 2
Nickel (mg/L)	GWC-8A	0.0069	n/a	2/27/2023	0.007	Yes	26	n/a	n/a	42.31	n/a	n/a	0.002667	NP Intra (normality) 1 of 2

Appendix I Intrawell Prediction Limits - All Results

Plant Scherer Client: Southern Company Data: Scherer Cell 1-CCR Printed 5/17/2023, 1:06 PM

Constituent	Well	Upper Lim.	Lower Lim.	Date	Obsrv.	Sig.	Bg N	Bg Mean	Std. Dev.	%NDs	ND Adj.	Transform	Alpha	Method
Thallium, Total (mg/L)	GWC-1	0.001	n/a	2/27/2023	0.001ND	No	33	n/a	n/a	93.94	n/a	n/a	0.001701	NP Intra (NDs) 1 of 2
Thallium, Total (mg/L)	GWC-19	0.001	n/a	2/28/2023	0.001ND	No	33	n/a	n/a	96.97	n/a	n/a	0.001701	NP Intra (NDs) 1 of 2
Thallium, Total (mg/L)	GWC-2	0.001	n/a	2/27/2023	0.001ND	No	33	n/a	n/a	96.97	n/a	n/a	0.001701	NP Intra (NDs) 1 of 2
Thallium, Total (mg/L)	GWC-4	0.001	n/a	2/27/2023	0.001ND	No	33	n/a	n/a	96.97	n/a	n/a	0.001701	NP Intra (NDs) 1 of 2
Thallium, Total (mg/L)	GWC-5	0.001	n/a	2/28/2023	0.001ND	No	33	n/a	n/a	96.97	n/a	n/a	0.001701	NP Intra (NDs) 1 of 2
Thallium, Total (mg/L)	GWC-6	0.001	n/a	2/27/2023	0.001ND	No	33	n/a	n/a	93.94	n/a	n/a	0.001701	NP Intra (NDs) 1 of 2
Thallium, Total (mg/L)	GWC-7	0.001	n/a	2/27/2023	0.001ND	No	33	n/a	n/a	87.88	n/a	n/a	0.001701	NP Intra (NDs) 1 of 2
Thallium, Total (mg/L)	GWC-8A	0.001	n/a	2/27/2023	0.001ND	No	33	n/a	n/a	93.94	n/a	n/a	0.001701	NP Intra (NDs) 1 of 2
Thallium, Total (mg/L)	GWC-9	0.001	n/a	2/27/2023	0.001ND	No	33	n/a	n/a	96.97	n/a	n/a	0.001701	NP Intra (NDs) 1 of 2
Vanadium (mg/L)	GWA-15	0.0035	n/a	2/28/2023	0.0011	No	28	n/a	n/a	82.14	n/a	n/a	0.002337	NP Intra (NDs) 1 of 2
Vanadium (mg/L)	GWA-16	0.01177	n/a	2/28/2023	0.0087	No	28	0.007159	0.001817	3.571	None	No	0.0001937	Param Intra 1 of 2
Vanadium (mg/L)	GWA-17	0.008631	n/a	2/28/2023	0.0057	No	28	0.004626	0.001577	14.29	None	No	0.0001937	Param Intra 1 of 2
Vanadium (mg/L)	GWC-1	0.02536	n/a	2/27/2023	0.019	No	28	0.01566	0.003819	0	None	No	0.0001937	Param Intra 1 of 2
Vanadium (mg/L)	GWC-10	0.01749	n/a	2/21/2023	0.012	No	28	0.01201	0.002159	0	None	No	0.0001937	Param Intra 1 of 2
Vanadium (mg/L)	GWC-11	0.01499	n/a	2/27/2023	0.012	No	28	0.01029	0.00185	3.571	None	No	0.0001937	Param Intra 1 of 2
Vanadium (mg/L)	GWC-12	0.0052	n/a	2/27/2023	0.0014	No	28	n/a	n/a	85.71	n/a	n/a	0.002337	NP Intra (NDs) 1 of 2
Vanadium (mg/L)	GWC-13	0.0062	n/a	2/27/2023	0.0021	No	28	n/a	n/a	60.71	n/a	n/a	0.002337	NP Intra (NDs) 1 of 2
Vanadium (mg/L)	GWC-14	0.0062	n/a	2/27/2023	0.002	No	28	n/a	n/a	71.43	n/a	n/a	0.002337	NP Intra (NDs) 1 of 2
Vanadium (mg/L)	GWC-18	0.01099	n/a	2/28/2023	0.0072	No	28	0.08101	0.009376	3.571	None	sqrt(x)	0.0001937	Param Intra 1 of 2
Vanadium (mg/L)	GWC-19	0.01039	n/a	2/28/2023	0.0078	No	28	0.007152	0.001274	0	None	No	0.0001937	Param Intra 1 of 2
Vanadium (mg/L)	GWC-2	0.01927	n/a	2/27/2023	0.016	No	28	0.0001928	0.00007035	3.571	None	x^2	0.0001937	Param Intra 1 of 2
Vanadium (mg/L)	GWC-20	0.02297	n/a	2/28/2023	0.019	No	28	0.0003022	0.00008879	3.571	None	x^2	0.0001937	Param Intra 1 of 2
Vanadium (mg/L)	GWC-3	0.01092	n/a	2/28/2023	0.0066	No	27	0.00652	0.001723	3.704	None	No	0.0001937	Param Intra 1 of 2
Vanadium (mg/L)	GWC-4	0.01187	n/a	2/27/2023	0.0056	No	28	0.007401	0.001762	3.571	None	No	0.0001937	Param Intra 1 of 2
Vanadium (mg/L)	GWC-5	0.006856	n/a	2/28/2023	0.003	No	28	0.05297	0.01175	21.43	Kaplan-Meier	sqrt(x)	0.0001937	Param Intra 1 of 2
Vanadium (mg/L)	GWC-6	0.01384	n/a	2/27/2023	0.0097	No	28	0.008906	0.001944	3.571	None	No	0.0001937	Param Intra 1 of 2
Vanadium (mg/L)	GWC-7	0.01674	n/a	2/27/2023	0.014	No	28	0.00000228	9.5e-7	3.571	None	x^3	0.0001937	Param Intra 1 of 2
Vanadium (mg/L)	GWC-8A	0.05597	n/a	2/27/2023	0.0019	No	25	0.096	0.05438	12	None	sqrt(x)	0.0001937	Param Intra 1 of 2
Vanadium (mg/L)	GWC-9	0.02837	n/a	2/27/2023	0.018	No	28	0.01637	0.004727	3.571	None	No	0.0001937	Param Intra 1 of 2
Zinc (mg/L)	GWA-15	0.015	n/a	2/28/2023	0.015ND	No	28	n/a	n/a	96.43	n/a	n/a	0.002337	NP Intra (NDs) 1 of 2
Zinc (mg/L)	GWA-16	0.015	n/a	2/28/2023	0.015ND	No	28	n/a	n/a	96.43	n/a	n/a	0.002337	NP Intra (NDs) 1 of 2
Zinc (mg/L)	GWA-17	0.015	n/a	2/28/2023	0.015ND	No	28	n/a	n/a	89.29	n/a	n/a	0.002337	NP Intra (NDs) 1 of 2
Zinc (mg/L)	GWC-1	0.015	n/a	2/27/2023	0.015ND	No	28	n/a	n/a	92.86	n/a	n/a	0.002337	NP Intra (NDs) 1 of 2
Zinc (mg/L)	GWC-10	0.015	n/a	2/21/2023	0.015ND	No	28	n/a	n/a	96.43	n/a	n/a	0.002337	NP Intra (NDs) 1 of 2
Zinc (mg/L)	GWC-11	0.018	n/a	2/27/2023	0.015ND	No	27	n/a	n/a	77.78	n/a	n/a	0.002502	NP Intra (NDs) 1 of 2
Zinc (mg/L)	GWC-12	0.015	n/a	2/27/2023	0.015ND	No	28	n/a	n/a	82.14	n/a	n/a	0.002337	NP Intra (NDs) 1 of 2
Zinc (mg/L)	GWC-13	0.015	n/a	2/27/2023	0.015ND	No	28	n/a	n/a	75	n/a	n/a	0.002337	NP Intra (NDs) 1 of 2
Zinc (mg/L)	GWC-14	0.015	n/a	2/27/2023	0.015ND	No	28	n/a	n/a	96.43	n/a	n/a	0.002337	NP Intra (NDs) 1 of 2
Zinc (mg/L)	GWC-18	0.015	n/a	2/28/2023	0.015ND	No	28	n/a	n/a	96.43	n/a	n/a	0.002337	NP Intra (NDs) 1 of 2
Zinc (mg/L)	GWC-19	0.015	n/a	2/28/2023	0.015ND	No	27	n/a	n/a	96.3	n/a	n/a	0.002502	NP Intra (NDs) 1 of 2
Zinc (mg/L)	GWC-2	0.015	n/a	2/27/2023	0.015ND	No	28	n/a	n/a	92.86	n/a	n/a	0.002337	NP Intra (NDs) 1 of 2
Zinc (mg/L)	GWC-20	0.015	n/a	2/28/2023	0.015ND	No	28	n/a	n/a	92.86	n/a	n/a	0.002337	NP Intra (NDs) 1 of 2
Zinc (mg/L)	GWC-3	0.015	n/a	2/28/2023	0.015ND	No	25	n/a	n/a	92	n/a	n/a	0.002832	NP Intra (NDs) 1 of 2
Zinc (mg/L)	GWC-4	0.015	n/a	2/27/2023	0.015ND	No	28	n/a	n/a	92.86	n/a	n/a	0.002337	NP Intra (NDs) 1 of 2
Zinc (mg/L)	GWC-5	0.015	n/a	2/28/2023	0.015ND	No	27	n/a	n/a	70.37	n/a	n/a	0.002502	NP Intra (NDs) 1 of 2
Zinc (mg/L)	GWC-6	0.015	n/a	2/27/2023	0.015ND	No	28	n/a	n/a	96.43	n/a	n/a	0.002337	NP Intra (NDs) 1 of 2
Zinc (mg/L)	GWC-7	0.015	n/a	2/27/2023	0.015ND	No	28	n/a	n/a	92.86	n/a	n/a	0.002337	NP Intra (NDs) 1 of 2
Zinc (mg/L)	GWC-8A	0.085	n/a	2/27/2023	0.016	No	25	n/a	n/a	48	n/a	n/a	0.002832	NP Intra (normality) 1 of 2
Zinc (mg/L)	GWC-9	0.015	n/a	2/27/2023	0.015ND	No	28	n/a	n/a	96.43	n/a	n/a	0.002337	NP Intra (NDs) 1 of 2

Appendix III Intrawell Prediction Limits - Significant Results

Plant Scherer Client: Southern Company Data: Scherer Cell 1-CCR Printed 5/17/2023, 1:16 PM

Constituent	Well	Upper Lim.	Lower Lim.	Date	Observ.	Sig.	Bg N	Bg Mean	Std. Dev.	%NDs	ND Adj.	Transform	Alpha	Method
Calcium (mg/L)	GWC-19	15.99	n/a	2/28/2023	18	Yes	15	11.46	1.718	0	None	No	0.0004426	Param Intra 1 of 2
Calcium (mg/L)	GWC-20	15.76	n/a	2/28/2023	16	Yes	19	184.5	25.79	0	None	x^2	0.0004426	Param Intra 1 of 2
Calcium (mg/L)	GWC-4	17.6	n/a	2/27/2023	26	Yes	19	13	1.856	0	None	No	0.0004426	Param Intra 1 of 2
Calcium (mg/L)	GWC-8A	45.47	n/a	2/27/2023	64	Yes	10	25.9	6.402	0	None	No	0.0004426	Param Intra 1 of 2
Chloride (mg/L)	GWC-7	3	n/a	2/27/2023	3.5	Yes	19	n/a	n/a	0	n/a	n/a	0.004832	NP Intra (normality) 1 of 2
Fluoride (mg/L)	GWC-18	0.1	n/a	2/28/2023	0.12	Yes	19	n/a	n/a	57.89	n/a	n/a	0.004832	NP Intra (NDs) 1 of 2
Sulfate (mg/L)	GWA-15	3.1	n/a	2/28/2023	3.5	Yes	19	n/a	n/a	42.11	n/a	n/a	0.004832	NP Intra (normality) 1 of 2
Sulfate (mg/L)	GWA-16	1	n/a	2/28/2023	1.4	Yes	19	n/a	n/a	94.74	n/a	n/a	0.004832	NP Intra (NDs) 1 of 2
Sulfate (mg/L)	GWA-17	1	n/a	2/28/2023	1.3	Yes	19	n/a	n/a	84.21	n/a	n/a	0.004832	NP Intra (NDs) 1 of 2
Sulfate (mg/L)	GWC-1	1.5	n/a	2/27/2023	1.6	Yes	19	n/a	n/a	42.11	n/a	n/a	0.004832	NP Intra (normality) 1 of 2
Sulfate (mg/L)	GWC-10	1.2	n/a	2/21/2023	4.7	Yes	11	n/a	n/a	27.27	n/a	n/a	0.01276	NP Intra (normality) 1 of 2
Sulfate (mg/L)	GWC-13	1.3	n/a	2/27/2023	1.6	Yes	18	n/a	n/a	55.56	n/a	n/a	0.005373	NP Intra (NDs) 1 of 2
Sulfate (mg/L)	GWC-14	1	n/a	2/27/2023	1.2	Yes	19	n/a	n/a	78.95	n/a	n/a	0.004832	NP Intra (NDs) 1 of 2
Sulfate (mg/L)	GWC-18	1	n/a	2/28/2023	1.2	Yes	19	n/a	n/a	84.21	n/a	n/a	0.004832	NP Intra (NDs) 1 of 2
Sulfate (mg/L)	GWC-2	1.1	n/a	2/27/2023	1.6	Yes	19	n/a	n/a	57.89	n/a	n/a	0.004832	NP Intra (NDs) 1 of 2
Sulfate (mg/L)	GWC-3	1.1	n/a	2/28/2023	4.7	Yes	19	n/a	n/a	57.89	n/a	n/a	0.004832	NP Intra (NDs) 1 of 2
Sulfate (mg/L)	GWC-4	6.288	n/a	2/27/2023	56	Yes	15	2.937	1.27	0	None	No	0.0004426	Param Intra 1 of 2
Sulfate (mg/L)	GWC-7	1	n/a	2/27/2023	1.4	Yes	19	n/a	n/a	78.95	n/a	n/a	0.004832	NP Intra (NDs) 1 of 2
Total Dissolved Solids (mg/L)	GWC-4	178.1	n/a	2/27/2023	240	Yes	19	123.4	22.1	0	None	No	0.0004426	Param Intra 1 of 2

Appendix III Intrawell Prediction Limits - All Results

Plant Scherer Client: Southern Company Data: Scherer Cell 1-CCR Printed 5/17/2023, 1:16 PM

Constituent	Well	Upper Lim.	Lower Lim.	Date	Obsrv.	Sig.	Bg N	Bg Mean	Std. Dev.	%NDs	ND Adj.	Transform	Alpha	Method
Boron (mg/L)	GWA-17	0.08	n/a	2/28/2023	0.08ND	No	19	n/a	n/a	94.74	n/a	n/a	0.004832	NP Intra (NDs) 1 of 2
Boron (mg/L)	GWC-1	0.08	n/a	2/27/2023	0.08ND	No	19	n/a	n/a	94.74	n/a	n/a	0.004832	NP Intra (NDs) 1 of 2
Boron (mg/L)	GWC-10	0.11	n/a	2/21/2023	0.08ND	No	20	n/a	n/a	90	n/a	n/a	0.004291	NP Intra (NDs) 1 of 2
Boron (mg/L)	GWC-13	0.08	n/a	2/27/2023	0.08ND	No	19	n/a	n/a	94.74	n/a	n/a	0.004832	NP Intra (NDs) 1 of 2
Boron (mg/L)	GWC-20	0.12	n/a	2/28/2023	0.08ND	No	20	n/a	n/a	95	n/a	n/a	0.004291	NP Intra (NDs) 1 of 2
Boron (mg/L)	GWC-3	0.08	n/a	2/28/2023	0.08ND	No	19	n/a	n/a	94.74	n/a	n/a	0.004832	NP Intra (NDs) 1 of 2
Boron (mg/L)	GWC-5	0.4324	n/a	2/28/2023	0.19	No	8	0.2425	0.05471	0	None	No	0.0004426	Param Intra 1 of 2
Boron (mg/L)	GWC-6	0.08	n/a	2/27/2023	0.08ND	No	19	n/a	n/a	89.47	n/a	n/a	0.004832	NP Intra (NDs) 1 of 2
Boron (mg/L)	GWC-7	0.08	n/a	2/27/2023	0.08ND	No	19	n/a	n/a	94.74	n/a	n/a	0.004832	NP Intra (NDs) 1 of 2
Boron (mg/L)	GWC-8A	0.3066	n/a	2/27/2023	0.14	No	18	0.1836	0.04898	0	None	No	0.0004426	Param Intra 1 of 2
Boron (mg/L)	GWC-9	0.1361	n/a	2/27/2023	0.082	No	19	0.08772	0.01951	0	None	No	0.0004426	Param Intra 1 of 2
Calcium (mg/L)	GWA-15	5.375	n/a	2/28/2023	4.1	No	19	4.201	0.4735	0	None	No	0.0004426	Param Intra 1 of 2
Calcium (mg/L)	GWA-16	14.22	n/a	2/28/2023	13	No	19	11.57	1.07	0	None	No	0.0004426	Param Intra 1 of 2
Calcium (mg/L)	GWA-17	9.115	n/a	2/28/2023	8.7	No	19	6.878	0.9026	0	None	No	0.0004426	Param Intra 1 of 2
Calcium (mg/L)	GWC-1	20.21	n/a	2/27/2023	19	No	19	17.15	1.234	0	None	No	0.0004426	Param Intra 1 of 2
Calcium (mg/L)	GWC-10	21.73	n/a	2/21/2023	20	No	19	17.16	1.845	0	None	No	0.0004426	Param Intra 1 of 2
Calcium (mg/L)	GWC-11	14.93	n/a	2/27/2023	14	No	19	12.76	0.8783	0	None	No	0.0004426	Param Intra 1 of 2
Calcium (mg/L)	GWC-12	1.519	n/a	2/27/2023	1.2	No	19	1.042	0.07706	0	None	sqrt(x)	0.0004426	Param Intra 1 of 2
Calcium (mg/L)	GWC-13	8.877	n/a	2/27/2023	8.1	No	19	1.874	0.0794	0	None	x^(1/3)	0.0004426	Param Intra 1 of 2
Calcium (mg/L)	GWC-14	7.642	n/a	2/27/2023	7.3	No	19	6.478	0.4694	0	None	No	0.0004426	Param Intra 1 of 2
Calcium (mg/L)	GWC-18	11.6	n/a	2/28/2023	11	No	19	n/a	n/a	0	n/a	n/a	0.004832	NP Intra (normality) 1 of 2
Calcium (mg/L)	GWC-19	15.99	n/a	2/28/2023	18	Yes	15	11.46	1.718	0	None	No	0.0004426	Param Intra 1 of 2
Calcium (mg/L)	GWC-2	20.12	n/a	2/27/2023	19	No	19	17.25	1.158	0	None	No	0.0004426	Param Intra 1 of 2
Calcium (mg/L)	GWC-20	15.76	n/a	2/28/2023	16	Yes	19	184.5	25.79	0	None	x^2	0.0004426	Param Intra 1 of 2
Calcium (mg/L)	GWC-3	10.81	n/a	2/28/2023	5.9	No	19	7.627	1.286	0	None	No	0.0004426	Param Intra 1 of 2
Calcium (mg/L)	GWC-4	17.6	n/a	2/27/2023	26	Yes	19	13	1.856	0	None	No	0.0004426	Param Intra 1 of 2
Calcium (mg/L)	GWC-5	170	n/a	2/28/2023	34	No	10	7.514	1.807	0	None	sqrt(x)	0.0004426	Param Intra 1 of 2
Calcium (mg/L)	GWC-6	19.5	n/a	2/27/2023	17	No	19	n/a	n/a	0	n/a	n/a	0.004832	NP Intra (normality) 1 of 2
Calcium (mg/L)	GWC-7	16	n/a	2/27/2023	16	No	19	n/a	n/a	0	n/a	n/a	0.004832	NP Intra (normality) 1 of 2
Calcium (mg/L)	GWC-8A	45.47	n/a	2/27/2023	64	Yes	10	25.9	6.402	0	None	No	0.0004426	Param Intra 1 of 2
Calcium (mg/L)	GWC-9	21	n/a	2/27/2023	20	No	20	n/a	n/a	0	n/a	n/a	0.004291	NP Intra (normality) 1 of 2
Chloride (mg/L)	GWA-15	7.2	n/a	2/28/2023	6.3	No	19	n/a	n/a	0	n/a	n/a	0.004832	NP Intra (normality) 1 of 2
Chloride (mg/L)	GWA-16	2.057	n/a	2/28/2023	1.7	No	19	1.286	0.05984	0	None	sqrt(x)	0.0004426	Param Intra 1 of 2
Chloride (mg/L)	GWA-17	2.018	n/a	2/28/2023	1.4	No	19	1.536	0.1945	0	None	No	0.0004426	Param Intra 1 of 2
Chloride (mg/L)	GWC-1	4.687	n/a	2/27/2023	3.8	No	19	3.864	0.3318	0	None	No	0.0004426	Param Intra 1 of 2
Chloride (mg/L)	GWC-10	5	n/a	2/21/2023	4.3	No	19	n/a	n/a	0	n/a	n/a	0.004832	NP Intra (normality) 1 of 2
Chloride (mg/L)	GWC-11	2.071	n/a	2/27/2023	1.8	No	19	1.778	0.1181	0	None	No	0.0004426	Param Intra 1 of 2
Chloride (mg/L)	GWC-12	2.153	n/a	2/27/2023	1.9	No	19	1.331	0.0551	0	None	sqrt(x)	0.0004426	Param Intra 1 of 2
Chloride (mg/L)	GWC-13	1.945	n/a	2/27/2023	1.5	No	19	1.559	0.1557	0	None	No	0.0004426	Param Intra 1 of 2
Chloride (mg/L)	GWC-14	3.819	n/a	2/27/2023	3.5	No	19	3.022	0.3219	0	None	No	0.0004426	Param Intra 1 of 2
Chloride (mg/L)	GWC-18	3.018	n/a	2/28/2023	2.8	No	19	2.575	0.1785	0	None	No	0.0004426	Param Intra 1 of 2
Chloride (mg/L)	GWC-19	2.8	n/a	2/28/2023	2.6	No	19	n/a	n/a	0	n/a	n/a	0.004832	NP Intra (normality) 1 of 2
Chloride (mg/L)	GWC-2	2.7	n/a	2/27/2023	2.2	No	19	2.165	0.2156	0	None	No	0.0004426	Param Intra 1 of 2
Chloride (mg/L)	GWC-20	2.33	n/a	2/28/2023	2.2	No	19	15.49	5.649	5.263	None	x^4	0.0004426	Param Intra 1 of 2
Chloride (mg/L)	GWC-3	3.909	n/a	2/28/2023	3.1	No	19	3.144	0.3088	0	None	No	0.0004426	Param Intra 1 of 2
Chloride (mg/L)	GWC-4	16.42	n/a	2/27/2023	16	No	19	8.083	3.363	0	None	No	0.0004426	Param Intra 1 of 2
Chloride (mg/L)	GWC-5	66.16	n/a	2/28/2023	11	No	9	23.74	12.99	0	None	No	0.0004426	Param Intra 1 of 2
Chloride (mg/L)	GWC-6	8.555	n/a	2/27/2023	5.2	No	18	6.078	0.9867	0	None	No	0.0004426	Param Intra 1 of 2
Chloride (mg/L)	GWC-7	3	n/a	2/27/2023	3.5	Yes	19	n/a	n/a	0	n/a	n/a	0.004832	NP Intra (normality) 1 of 2
Chloride (mg/L)	GWC-8A	10.75	n/a	2/27/2023	8.8	No	18	1.972	0.09371	0	None	x^(1/3)	0.0004426	Param Intra 1 of 2
Chloride (mg/L)	GWC-9	4.596	n/a	2/27/2023	4.2	No	19	3.639	0.3861	0	None	No	0.0004426	Param Intra 1 of 2
Fluoride (mg/L)	GWA-15	0.1	n/a	2/28/2023	0.077J	No	19	n/a	n/a	78.95	n/a	n/a	0.004832	NP Intra (NDs) 1 of 2
Fluoride (mg/L)	GWA-16	0.082	n/a	2/28/2023	0.089J	No	19	n/a	n/a	52.63	n/a	n/a	0.004832	NP Intra (NDs) 1 of 2
Fluoride (mg/L)	GWA-17	0.083	n/a	2/28/2023	0.067J	No	19	n/a	n/a	52.63	n/a	n/a	0.004832	NP Intra (NDs) 1 of 2
Fluoride (mg/L)	GWC-1	0.1224	n/a	2/27/2023	0.08J	No	20	0.0761	0.01895	25	Kaplan-Meier	No	0.0004426	Param Intra 1 of 2

Appendix III Intrawell Prediction Limits - All Results

Plant Scherer Client: Southern Company Data: Scherer Cell 1-CCR Printed 5/17/2023, 1:16 PM

Constituent	Well	Upper Lim.	Lower Lim.	Date	Observ.	Sig.	Bg N	Bg Mean	Std. Dev.	%NDs	ND Adj.	Transform	Alpha	Method
Sulfate (mg/L)	GWC-9	18.9	n/a	2/27/2023	13	No	19	3.156	0.4807	0	None	sqrt(x)	0.0004426	Param Intra 1 of 2
Total Dissolved Solids (mg/L)	GWA-15	87.07	n/a	2/28/2023	50	No	19	40.21	18.91	10.53	None	No	0.0004426	Param Intra 1 of 2
Total Dissolved Solids (mg/L)	GWA-16	150.1	n/a	2/28/2023	110	No	19	96.53	21.6	0	None	No	0.0004426	Param Intra 1 of 2
Total Dissolved Solids (mg/L)	GWA-17	132.9	n/a	2/28/2023	94	No	19	71	24.98	0	None	No	0.0004426	Param Intra 1 of 2
Total Dissolved Solids (mg/L)	GWC-1	167.9	n/a	2/27/2023	160	No	19	132.5	14.28	0	None	No	0.0004426	Param Intra 1 of 2
Total Dissolved Solids (mg/L)	GWC-10	187.5	n/a	2/21/2023	150	No	18	133.7	21.41	0	None	No	0.0004426	Param Intra 1 of 2
Total Dissolved Solids (mg/L)	GWC-11	143.4	n/a	2/27/2023	120	No	18	100.2	17.2	0	None	No	0.0004426	Param Intra 1 of 2
Total Dissolved Solids (mg/L)	GWC-12	107.1	n/a	2/27/2023	39	No	19	2.621	0.8282	21.05	Kaplan-Meier	ln(x)	0.0004426	Param Intra 1 of 2
Total Dissolved Solids (mg/L)	GWC-13	113.1	n/a	2/27/2023	87	No	18	60.17	21.09	0	None	No	0.0004426	Param Intra 1 of 2
Total Dissolved Solids (mg/L)	GWC-14	103.2	n/a	2/27/2023	70	No	19	56.63	18.81	0	None	No	0.0004426	Param Intra 1 of 2
Total Dissolved Solids (mg/L)	GWC-18	129.2	n/a	2/28/2023	100	No	19	85.53	17.63	0	None	No	0.0004426	Param Intra 1 of 2
Total Dissolved Solids (mg/L)	GWC-19	172.7	n/a	2/28/2023	130	No	19	98.16	30.06	0	None	No	0.0004426	Param Intra 1 of 2
Total Dissolved Solids (mg/L)	GWC-2	177.4	n/a	2/27/2023	140	No	19	15383	6489	0	None	x^2	0.0004426	Param Intra 1 of 2
Total Dissolved Solids (mg/L)	GWC-20	149	n/a	2/28/2023	120	No	19	106.5	17.15	0	None	No	0.0004426	Param Intra 1 of 2
Total Dissolved Solids (mg/L)	GWC-3	116.5	n/a	2/28/2023	72	No	19	80	14.73	0	None	No	0.0004426	Param Intra 1 of 2
Total Dissolved Solids (mg/L)	GWC-4	178.1	n/a	2/27/2023	240	Yes	19	123.4	22.1	0	None	No	0.0004426	Param Intra 1 of 2
Total Dissolved Solids (mg/L)	GWC-5	1348	n/a	2/28/2023	240	No	10	7.445	1.178	0	None	x^(1/3)	0.0004426	Param Intra 1 of 2
Total Dissolved Solids (mg/L)	GWC-6	183	n/a	2/27/2023	150	No	19	146.4	14.75	0	None	No	0.0004426	Param Intra 1 of 2
Total Dissolved Solids (mg/L)	GWC-7	160.2	n/a	2/27/2023	140	No	19	119.8	16.3	0	None	No	0.0004426	Param Intra 1 of 2
Total Dissolved Solids (mg/L)	GWC-8A	425.3	n/a	2/27/2023	340	No	17	15.22	2.125	0	None	sqrt(x)	0.0004426	Param Intra 1 of 2
Total Dissolved Solids (mg/L)	GWC-9	201.4	n/a	2/27/2023	170	No	19	20889	7938	0	None	x^2	0.0004426	Param Intra 1 of 2

Appendix I Interwell Prediction Limits - Two-Step - Significant Results

Plant Scherer Client: Southern Company Data: Scherer Cell 1-CCR Printed 5/7/2023, 2:32 PM

Constituent	Well	Upper Lim.	Lower Lim.	Date	Observ.	Sig.	Bg N	Bg Mean	Std. Dev.	%NDs	ND Adj.	Transform	Alpha	Method
Barium, Total (mg/L)	GWC-4	0.051	n/a	2/27/2023	0.081	Yes	102	n/a	n/a	1.961	n/a	n/a	0.0001855	NP Inter (normality) 1 of 2
Nickel (mg/L)	GWC-10	0.00202	n/a	2/21/2023	0.0031	Yes	86	n/a	n/a	83.72	n/a	n/a	0.0002584	NP Inter (NDs) 1 of 2
Nickel (mg/L)	GWC-2	0.00202	n/a	2/27/2023	0.0038	Yes	86	n/a	n/a	83.72	n/a	n/a	0.0002584	NP Inter (NDs) 1 of 2
Nickel (mg/L)	GWC-7	0.00202	n/a	2/27/2023	0.01	Yes	86	n/a	n/a	83.72	n/a	n/a	0.0002584	NP Inter (NDs) 1 of 2
Nickel (mg/L)	GWC-8A	0.00202	n/a	2/27/2023	0.007	Yes	86	n/a	n/a	83.72	n/a	n/a	0.0002584	NP Inter (NDs) 1 of 2

Appendix I Interwell Prediction Limits - Two-Step - All Results

Plant Scherer Client: Southern Company Data: Scherer Cell 1-CCR Printed 5/7/2023, 2:32 PM

Constituent	Well	Upper Lim.	Lower Lim.	Date	Observ.	Sig.	Bg N	Bg Mean	Std. Dev.	%NDs	ND Adj.	Transform	Alpha	Method
Barium, Total (mg/L)	GWC-19	0.051	n/a	2/28/2023	0.031	No	102	n/a	n/a	1.961	n/a	n/a	0.0001855	NP Inter (normality) 1 of 2
Barium, Total (mg/L)	GWC-4	0.051	n/a	2/27/2023	0.081	Yes	102	n/a	n/a	1.961	n/a	n/a	0.0001855	NP Inter (normality) 1 of 2
Nickel (mg/L)	GWC-10	0.00202	n/a	2/21/2023	0.0031	Yes	86	n/a	n/a	83.72	n/a	n/a	0.0002584	NP Inter (NDs) 1 of 2
Nickel (mg/L)	GWC-2	0.00202	n/a	2/27/2023	0.0038	Yes	86	n/a	n/a	83.72	n/a	n/a	0.0002584	NP Inter (NDs) 1 of 2
Nickel (mg/L)	GWC-7	0.00202	n/a	2/27/2023	0.01	Yes	86	n/a	n/a	83.72	n/a	n/a	0.0002584	NP Inter (NDs) 1 of 2
Nickel (mg/L)	GWC-8A	0.00202	n/a	2/27/2023	0.007	Yes	86	n/a	n/a	83.72	n/a	n/a	0.0002584	NP Inter (NDs) 1 of 2

Appendix III Interwell Prediction Limits - Two-Step - Significant Results

Plant Scherer Client: Southern Company Data: Scherer Cell 1-CCR Printed 5/7/2023, 2:44 PM

Constituent	Well	Upper Lim.	Lower Lim.	Date	Observ.	Sig.	Bg N	Bg Mean	Std. Dev.	%NDs	ND Adj.	Transform	Alpha	Method
Calcium (mg/L)	GWC-19	14	n/a	2/28/2023	18	Yes	60	n/a	n/a	0	n/a	n/a	0.0005088	NP Inter (normality) 1 of 2
Calcium (mg/L)	GWC-20	14	n/a	2/28/2023	16	Yes	60	n/a	n/a	0	n/a	n/a	0.0005088	NP Inter (normality) 1 of 2
Calcium (mg/L)	GWC-4	14	n/a	2/27/2023	26	Yes	60	n/a	n/a	0	n/a	n/a	0.0005088	NP Inter (normality) 1 of 2
Calcium (mg/L)	GWC-8A	14	n/a	2/27/2023	64	Yes	60	n/a	n/a	0	n/a	n/a	0.0005088	NP Inter (normality) 1 of 2
Fluoride (mg/L)	GWC-18	0.1	n/a	2/28/2023	0.12	Yes	60	n/a	n/a	58.33	n/a	n/a	0.0005088	NP Inter (NDs) 1 of 2
Sulfate (mg/L)	GWC-10	3.5	n/a	2/21/2023	4.7	Yes	60	n/a	n/a	70	n/a	n/a	0.0005088	NP Inter (NDs) 1 of 2
Sulfate (mg/L)	GWC-3	3.5	n/a	2/28/2023	4.7	Yes	60	n/a	n/a	70	n/a	n/a	0.0005088	NP Inter (NDs) 1 of 2
Sulfate (mg/L)	GWC-4	3.5	n/a	2/27/2023	56	Yes	60	n/a	n/a	70	n/a	n/a	0.0005088	NP Inter (NDs) 1 of 2
Total Dissolved Solids (mg/L)	GWC-4	137.7	n/a	2/27/2023	240	Yes	60	70.02	31.59	3.333	None	No	0.0004426	Param Inter 1 of 2

Appendix III Interwell Prediction Limits - Two-Step - All Results

Plant Scherer Client: Southern Company Data: Scherer Cell 1-CCR Printed 5/7/2023, 2:44 PM

Constituent	Well	Upper Lim.	Lower Lim.	Date	Obsrv.	Sig.	Bg N	Bg Mean	Std. Dev.	%NDs	ND Adj.	Transform	Alpha	Method
Calcium (mg/L)	GWC-19	14	n/a	2/28/2023	18	Yes	60	n/a	n/a	0	n/a	n/a	0.0005088	NP Inter (normality) 1 of 2
Calcium (mg/L)	GWC-20	14	n/a	2/28/2023	16	Yes	60	n/a	n/a	0	n/a	n/a	0.0005088	NP Inter (normality) 1 of 2
Calcium (mg/L)	GWC-4	14	n/a	2/27/2023	26	Yes	60	n/a	n/a	0	n/a	n/a	0.0005088	NP Inter (normality) 1 of 2
Calcium (mg/L)	GWC-8A	14	n/a	2/27/2023	64	Yes	60	n/a	n/a	0	n/a	n/a	0.0005088	NP Inter (normality) 1 of 2
Chloride (mg/L)	GWC-7	7.2	n/a	2/27/2023	3.5	No	60	n/a	n/a	0	n/a	n/a	0.0005088	NP Inter (normality) 1 of 2
Fluoride (mg/L)	GWC-18	0.1	n/a	2/28/2023	0.12	Yes	60	n/a	n/a	58.33	n/a	n/a	0.0005088	NP Inter (NDs) 1 of 2
Sulfate (mg/L)	GWC-1	3.5	n/a	2/27/2023	1.6	No	60	n/a	n/a	70	n/a	n/a	0.0005088	NP Inter (NDs) 1 of 2
Sulfate (mg/L)	GWC-10	3.5	n/a	2/21/2023	4.7	Yes	60	n/a	n/a	70	n/a	n/a	0.0005088	NP Inter (NDs) 1 of 2
Sulfate (mg/L)	GWC-13	3.5	n/a	2/27/2023	1.6	No	60	n/a	n/a	70	n/a	n/a	0.0005088	NP Inter (NDs) 1 of 2
Sulfate (mg/L)	GWC-14	3.5	n/a	2/27/2023	1.2	No	60	n/a	n/a	70	n/a	n/a	0.0005088	NP Inter (NDs) 1 of 2
Sulfate (mg/L)	GWC-18	3.5	n/a	2/28/2023	1.2	No	60	n/a	n/a	70	n/a	n/a	0.0005088	NP Inter (NDs) 1 of 2
Sulfate (mg/L)	GWC-2	3.5	n/a	2/27/2023	1.6	No	60	n/a	n/a	70	n/a	n/a	0.0005088	NP Inter (NDs) 1 of 2
Sulfate (mg/L)	GWC-3	3.5	n/a	2/28/2023	4.7	Yes	60	n/a	n/a	70	n/a	n/a	0.0005088	NP Inter (NDs) 1 of 2
Sulfate (mg/L)	GWC-4	3.5	n/a	2/27/2023	56	Yes	60	n/a	n/a	70	n/a	n/a	0.0005088	NP Inter (NDs) 1 of 2
Sulfate (mg/L)	GWC-7	3.5	n/a	2/27/2023	1.4	No	60	n/a	n/a	70	n/a	n/a	0.0005088	NP Inter (NDs) 1 of 2
Total Dissolved Solids (mg/L)	GWC-4	137.7	n/a	2/27/2023	240	Yes	60	70.02	31.59	3.333	None	No	0.0004426	Param Inter 1 of 2

Appendix I Interwell Prediction Limits - All Results (No Significant)

Plant Scherer Client: Southern Company Data: Scherer Cell 1-CCR Printed 5/7/2023, 2:34 PM

Constituent	Well	Upper Lim.	Lower Lim.	Date	Observ.	Sig.	Bg N	Bg Mean	Std. Dev.	%NDs	ND Adj.	Transform	Alpha	Method
Arsenic, Total (mg/L)	GWC-1	0.001	n/a	2/27/2023	0.001ND	No	102	n/a	n/a	97.06	n/a	n/a	0.0001855	NP Inter (NDs) 1 of 2
Arsenic, Total (mg/L)	GWC-10	0.001	n/a	2/21/2023	0.001ND	No	102	n/a	n/a	97.06	n/a	n/a	0.0001855	NP Inter (NDs) 1 of 2
Arsenic, Total (mg/L)	GWC-10D	0.001	n/a	7/28/2010	0.001ND	No	102	n/a	n/a	97.06	n/a	n/a	0.0001855	NP Inter (NDs) 1 of 2
Arsenic, Total (mg/L)	GWC-11	0.001	n/a	2/27/2023	0.001ND	No	102	n/a	n/a	97.06	n/a	n/a	0.0001855	NP Inter (NDs) 1 of 2
Arsenic, Total (mg/L)	GWC-12	0.001	n/a	2/27/2023	0.001ND	No	102	n/a	n/a	97.06	n/a	n/a	0.0001855	NP Inter (NDs) 1 of 2
Arsenic, Total (mg/L)	GWC-13	0.001	n/a	2/27/2023	0.001ND	No	102	n/a	n/a	97.06	n/a	n/a	0.0001855	NP Inter (NDs) 1 of 2
Arsenic, Total (mg/L)	GWC-14	0.001	n/a	2/27/2023	0.001ND	No	102	n/a	n/a	97.06	n/a	n/a	0.0001855	NP Inter (NDs) 1 of 2
Arsenic, Total (mg/L)	GWC-18	0.001	n/a	2/28/2023	0.001ND	No	102	n/a	n/a	97.06	n/a	n/a	0.0001855	NP Inter (NDs) 1 of 2
Arsenic, Total (mg/L)	GWC-19	0.001	n/a	2/28/2023	0.001ND	No	102	n/a	n/a	97.06	n/a	n/a	0.0001855	NP Inter (NDs) 1 of 2
Arsenic, Total (mg/L)	GWC-2	0.001	n/a	2/27/2023	0.001ND	No	102	n/a	n/a	97.06	n/a	n/a	0.0001855	NP Inter (NDs) 1 of 2
Arsenic, Total (mg/L)	GWC-20	0.001	n/a	2/28/2023	0.001ND	No	102	n/a	n/a	97.06	n/a	n/a	0.0001855	NP Inter (NDs) 1 of 2
Arsenic, Total (mg/L)	GWC-3	0.001	n/a	2/28/2023	0.001ND	No	102	n/a	n/a	97.06	n/a	n/a	0.0001855	NP Inter (NDs) 1 of 2
Arsenic, Total (mg/L)	GWC-4	0.001	n/a	2/27/2023	0.001ND	No	102	n/a	n/a	97.06	n/a	n/a	0.0001855	NP Inter (NDs) 1 of 2
Arsenic, Total (mg/L)	GWC-5	0.001	n/a	2/28/2023	0.001ND	No	102	n/a	n/a	97.06	n/a	n/a	0.0001855	NP Inter (NDs) 1 of 2
Arsenic, Total (mg/L)	GWC-6	0.001	n/a	2/27/2023	0.001ND	No	102	n/a	n/a	97.06	n/a	n/a	0.0001855	NP Inter (NDs) 1 of 2
Arsenic, Total (mg/L)	GWC-7	0.001	n/a	2/27/2023	0.001ND	No	102	n/a	n/a	97.06	n/a	n/a	0.0001855	NP Inter (NDs) 1 of 2
Arsenic, Total (mg/L)	GWC-8A	0.001	n/a	2/27/2023	0.0005J	No	102	n/a	n/a	97.06	n/a	n/a	0.0001855	NP Inter (NDs) 1 of 2
Arsenic, Total (mg/L)	GWC-9	0.001	n/a	2/27/2023	0.001ND	No	102	n/a	n/a	97.06	n/a	n/a	0.0001855	NP Inter (NDs) 1 of 2
Silver (mg/L)	GWC-1	0.001	n/a	2/27/2023	0.001ND	No	87	n/a	n/a	100	n/a	n/a	0.0002524	NP Inter (NDs) 1 of 2
Silver (mg/L)	GWC-10	0.001	n/a	2/21/2023	0.001ND	No	87	n/a	n/a	100	n/a	n/a	0.0002524	NP Inter (NDs) 1 of 2
Silver (mg/L)	GWC-10D	0.001	n/a	7/28/2010	0.001ND	No	87	n/a	n/a	100	n/a	n/a	0.0002524	NP Inter (NDs) 1 of 2
Silver (mg/L)	GWC-11	0.001	n/a	2/27/2023	0.001ND	No	87	n/a	n/a	100	n/a	n/a	0.0002524	NP Inter (NDs) 1 of 2
Silver (mg/L)	GWC-12	0.001	n/a	2/27/2023	0.001ND	No	87	n/a	n/a	100	n/a	n/a	0.0002524	NP Inter (NDs) 1 of 2
Silver (mg/L)	GWC-13	0.001	n/a	2/27/2023	0.001ND	No	87	n/a	n/a	100	n/a	n/a	0.0002524	NP Inter (NDs) 1 of 2
Silver (mg/L)	GWC-14	0.001	n/a	2/27/2023	0.001ND	No	87	n/a	n/a	100	n/a	n/a	0.0002524	NP Inter (NDs) 1 of 2
Silver (mg/L)	GWC-18	0.001	n/a	2/28/2023	0.001ND	No	87	n/a	n/a	100	n/a	n/a	0.0002524	NP Inter (NDs) 1 of 2
Silver (mg/L)	GWC-19	0.001	n/a	2/28/2023	0.001ND	No	87	n/a	n/a	100	n/a	n/a	0.0002524	NP Inter (NDs) 1 of 2
Silver (mg/L)	GWC-2	0.001	n/a	2/27/2023	0.001ND	No	87	n/a	n/a	100	n/a	n/a	0.0002524	NP Inter (NDs) 1 of 2
Silver (mg/L)	GWC-20	0.001	n/a	2/28/2023	0.001ND	No	87	n/a	n/a	100	n/a	n/a	0.0002524	NP Inter (NDs) 1 of 2
Silver (mg/L)	GWC-3	0.001	n/a	2/28/2023	0.001ND	No	87	n/a	n/a	100	n/a	n/a	0.0002524	NP Inter (NDs) 1 of 2
Silver (mg/L)	GWC-4	0.001	n/a	2/27/2023	0.001ND	No	87	n/a	n/a	100	n/a	n/a	0.0002524	NP Inter (NDs) 1 of 2
Silver (mg/L)	GWC-5	0.001	n/a	2/28/2023	0.001ND	No	87	n/a	n/a	100	n/a	n/a	0.0002524	NP Inter (NDs) 1 of 2
Silver (mg/L)	GWC-6	0.001	n/a	2/27/2023	0.001ND	No	87	n/a	n/a	100	n/a	n/a	0.0002524	NP Inter (NDs) 1 of 2
Silver (mg/L)	GWC-7	0.001	n/a	2/27/2023	0.001ND	No	87	n/a	n/a	100	n/a	n/a	0.0002524	NP Inter (NDs) 1 of 2
Silver (mg/L)	GWC-8A	0.001	n/a	2/27/2023	0.001ND	No	87	n/a	n/a	100	n/a	n/a	0.0002524	NP Inter (NDs) 1 of 2
Silver (mg/L)	GWC-9	0.001	n/a	2/27/2023	0.001ND	No	87	n/a	n/a	100	n/a	n/a	0.0002524	NP Inter (NDs) 1 of 2

Appendix I & III Trend Tests - Significant Results

Plant Scherer Client: Southern Company Data: Scherer Cell 1-CCR Printed 5/7/2023, 2:47 PM

Constituent	Well	Slope	Calc.	Critical	Sig.	N	%NDs	Normality	Xform	Alpha	Method
Barium, Total (mg/L)	GWA-16 (bg)	-0.0003399	-203	-176	Yes	34	0	n/a	n/a	0.01	NP
Barium, Total (mg/L)	GWA-17 (bg)	-0.0008682	-199	-176	Yes	34	2.941	n/a	n/a	0.01	NP
Barium, Total (mg/L)	GWC-19	0.0006797	277	176	Yes	34	2.941	n/a	n/a	0.01	NP
Barium, Total (mg/L)	GWC-4	0.00193	446	191	Yes	36	0	n/a	n/a	0.01	NP
Calcium (mg/L)	GWA-17 (bg)	0.2483	91	81	Yes	20	0	n/a	n/a	0.01	NP
Calcium (mg/L)	GWC-19	1.186	148	87	Yes	21	0	n/a	n/a	0.01	NP
Calcium (mg/L)	GWC-4	0.9488	137	87	Yes	21	0	n/a	n/a	0.01	NP
Calcium (mg/L)	GWC-8A	6.32	127	74	Yes	19	0	n/a	n/a	0.01	NP
Chloride (mg/L)	GWA-15 (bg)	0.2022	92	81	Yes	20	0	n/a	n/a	0.01	NP
Chloride (mg/L)	GWA-17 (bg)	-0.04993	-97	-81	Yes	20	0	n/a	n/a	0.01	NP
Chloride (mg/L)	GWC-7	0.1931	98	81	Yes	20	0	n/a	n/a	0.01	NP
Nickel (mg/L)	GWA-15 (bg)	0	-156	-139	Yes	29	68.97	n/a	n/a	0.01	NP
Sulfate (mg/L)	GWA-15 (bg)	0.2214	86	81	Yes	20	40	n/a	n/a	0.01	NP
Sulfate (mg/L)	GWC-10	0.4749	176	87	Yes	21	14.29	n/a	n/a	0.01	NP
Sulfate (mg/L)	GWC-4	1.423	106	92	Yes	22	0	n/a	n/a	0.01	NP
Total Dissolved Solids (mg/L)	GWC-4	8.474	118	81	Yes	20	0	n/a	n/a	0.01	NP

Appendix I & III Trend Tests - All Results

Plant Scherer Client: Southern Company Data: Scherer Cell 1-CCR Printed 5/7/2023, 2:47 PM

Constituent	Well	Slope	Calc.	Critical	Sig.	N	%NDs	Normality	Xform	Alpha	Method
Barium, Total (mg/L)	GWA-15 (bg)	0	50	176	No	34	2.941	n/a	n/a	0.01	NP
Barium, Total (mg/L)	GWA-16 (bg)	-0.0003399	-203	-176	Yes	34	0	n/a	n/a	0.01	NP
Barium, Total (mg/L)	GWA-17 (bg)	-0.0008682	-199	-176	Yes	34	2.941	n/a	n/a	0.01	NP
Barium, Total (mg/L)	GWC-19	0.0006797	277	176	Yes	34	2.941	n/a	n/a	0.01	NP
Barium, Total (mg/L)	GWC-4	0.00193	446	191	Yes	36	0	n/a	n/a	0.01	NP
Calcium (mg/L)	GWA-15 (bg)	0	3	81	No	20	0	n/a	n/a	0.01	NP
Calcium (mg/L)	GWA-16 (bg)	0	9	81	No	20	0	n/a	n/a	0.01	NP
Calcium (mg/L)	GWA-17 (bg)	0.2483	91	81	Yes	20	0	n/a	n/a	0.01	NP
Calcium (mg/L)	GWC-19	1.186	148	87	Yes	21	0	n/a	n/a	0.01	NP
Calcium (mg/L)	GWC-20	0.04687	37	81	No	20	0	n/a	n/a	0.01	NP
Calcium (mg/L)	GWC-4	0.9488	137	87	Yes	21	0	n/a	n/a	0.01	NP
Calcium (mg/L)	GWC-8A	6.32	127	74	Yes	19	0	n/a	n/a	0.01	NP
Chloride (mg/L)	GWA-15 (bg)	0.2022	92	81	Yes	20	0	n/a	n/a	0.01	NP
Chloride (mg/L)	GWA-16 (bg)	-0.01407	-35	-81	No	20	0	n/a	n/a	0.01	NP
Chloride (mg/L)	GWA-17 (bg)	-0.04993	-97	-81	Yes	20	0	n/a	n/a	0.01	NP
Chloride (mg/L)	GWC-7	0.1931	98	81	Yes	20	0	n/a	n/a	0.01	NP
Fluoride (mg/L)	GWA-15 (bg)	0	-26	-81	No	20	75	n/a	n/a	0.01	NP
Fluoride (mg/L)	GWA-16 (bg)	-0.00007826	-47	-81	No	20	50	n/a	n/a	0.01	NP
Fluoride (mg/L)	GWA-17 (bg)	0	-40	-81	No	20	50	n/a	n/a	0.01	NP
Fluoride (mg/L)	GWC-18	0	-48	-81	No	20	55	n/a	n/a	0.01	NP
Nickel (mg/L)	GWA-15 (bg)	0	-156	-139	Yes	29	68.97	n/a	n/a	0.01	NP
Nickel (mg/L)	GWA-16 (bg)	0	-13	-131	No	28	96.43	n/a	n/a	0.01	NP
Nickel (mg/L)	GWA-17 (bg)	0	-46	-139	No	29	86.21	n/a	n/a	0.01	NP
Nickel (mg/L)	GWC-10	0	42	146	No	30	63.33	n/a	n/a	0.01	NP
Nickel (mg/L)	GWC-2	0	87	131	No	28	60.71	n/a	n/a	0.01	NP
Nickel (mg/L)	GWC-7	0	-5	-139	No	29	79.31	n/a	n/a	0.01	NP
Nickel (mg/L)	GWC-8A	0.00008029	79	124	No	27	40.74	n/a	n/a	0.01	NP
Sulfate (mg/L)	GWA-15 (bg)	0.2214	86	81	Yes	20	40	n/a	n/a	0.01	NP
Sulfate (mg/L)	GWA-16 (bg)	0	11	81	No	20	90	n/a	n/a	0.01	NP
Sulfate (mg/L)	GWA-17 (bg)	0	0	81	No	20	80	n/a	n/a	0.01	NP
Sulfate (mg/L)	GWC-1	0	18	81	No	20	40	n/a	n/a	0.01	NP
Sulfate (mg/L)	GWC-10	0.4749	176	87	Yes	21	14.29	n/a	n/a	0.01	NP
Sulfate (mg/L)	GWC-13	0.04577	51	74	No	19	52.63	n/a	n/a	0.01	NP
Sulfate (mg/L)	GWC-14	0	11	81	No	20	75	n/a	n/a	0.01	NP
Sulfate (mg/L)	GWC-18	0	4	81	No	20	80	n/a	n/a	0.01	NP
Sulfate (mg/L)	GWC-2	0	15	81	No	20	55	n/a	n/a	0.01	NP
Sulfate (mg/L)	GWC-3	0	10	81	No	20	55	n/a	n/a	0.01	NP
Sulfate (mg/L)	GWC-4	1.423	106	92	Yes	22	0	n/a	n/a	0.01	NP
Sulfate (mg/L)	GWC-7	0	23	81	No	20	75	n/a	n/a	0.01	NP
Total Dissolved Solids (mg/L)	GWA-15 (bg)	2.064	49	81	No	20	10	n/a	n/a	0.01	NP
Total Dissolved Solids (mg/L)	GWA-16 (bg)	0	11	81	No	20	0	n/a	n/a	0.01	NP
Total Dissolved Solids (mg/L)	GWA-17 (bg)	4.499	61	81	No	20	0	n/a	n/a	0.01	NP
Total Dissolved Solids (mg/L)	GWC-4	8.474	118	81	Yes	20	0	n/a	n/a	0.01	NP

Appendix I Intrawell Prediction Limits - Resample Results (No Significant)

Plant Scherer Client: Southern Company Data: Scherer Cell 1-CCR Printed 5/23/2023, 5:05 PM

Constituent	Well	Upper Lim.	Lower Lim.	Date	Observ.	Sig.	Bg N	Bg Mean	Std. Dev.	%NDs	ND Adj.	Transform	Alpha	Method
Nickel (mg/L)	GWC-7	0.0044	n/a	5/2/2023	0.001ND	No	28	n/a	n/a	82.14	n/a	n/a	0.002337	NP Intra (NDs) 1 of 2
Nickel (mg/L)	GWC-8A	0.0069	n/a	5/2/2023	0.0062	No	26	n/a	n/a	42.31	n/a	n/a	0.002667	NP Intra (normality) 1 of 2

Appendix III Intrawell Prediction Limits - Resample Results (Significant)

Plant Scherer Client: Southern Company Data: Scherer Cell 1-CCR Printed 5/23/2023, 5:09 PM

Constituent	Well	Upper Lim.	Lower Lim.	Date	Observ.	Sig.	Bg N	Bg Mean	Std. Dev.	%NDs	ND Adj.	Transform	Alpha	Method
Chloride (mg/L)	GWC-4	16.42	n/a	5/2/2023	24	Yes	19	8.083	3.363	0	None	No	0.0004426	Param Intra 1 of 2
pH (S.U.)	GWC-3	6.199	5.711	5/2/2023	6.27	Yes	22	5.955	0.1016	0	None	No	0.0002213	Param Intra 1 of 2
pH (S.U.)	GWC-8A	7.26	6.24	5/2/2023	6.23	Yes	26	n/a	n/a	0	n/a	n/a	0.005334	NP Intra (normality) 1 of 2
Sulfate (mg/L)	GWC-10	1.2	n/a	5/2/2023	4.3	Yes	11	n/a	n/a	27.27	n/a	n/a	0.01276	NP Intra (normality) 1 of 2
Sulfate (mg/L)	GWC-3	1.1	n/a	5/2/2023	4.2	Yes	19	n/a	n/a	57.89	n/a	n/a	0.004832	NP Intra (NDs) 1 of 2
Total Dissolved Solids (mg/L)	GWC-4	178.1	n/a	5/2/2023	290	Yes	19	123.4	22.1	0	None	No	0.0004426	Param Intra 1 of 2

Appendix III Intrawell Prediction Limits - Resample Results

Plant Scherer Client: Southern Company Data: Scherer Cell 1-CCR Printed 5/23/2023, 5:09 PM

Constituent	Well	Upper Lim.	Lower Lim.	Date	Observ.	Sig.	Bg N	Bg Mean	Std. Dev.	%NDs	ND Adj.	Transform	Alpha	Method
Chloride (mg/L)	GWC-4	16.42	n/a	5/2/2023	24	Yes	19	8.083	3.363	0	None	No	0.0004426	Param Intra 1 of 2
pH (S.U.)	GWC-10	6.617	6.06	5/2/2023	6.3	No	24	6.338	0.1176	0	None	No	0.0002213	Param Intra 1 of 2
pH (S.U.)	GWC-3	6.199	5.711	5/2/2023	6.27	Yes	22	5.955	0.1016	0	None	No	0.0002213	Param Intra 1 of 2
pH (S.U.)	GWC-4	6.554	6.011	5/2/2023	6.13	No	24	6.282	0.1147	0	None	No	0.0002213	Param Intra 1 of 2
pH (S.U.)	GWC-7	6.42	5.96	5/2/2023	6.38	No	21	n/a	n/a	0	n/a	n/a	0.007998	NP Intra (normality) 1 of 2
pH (S.U.)	GWC-8A	7.26	6.24	5/2/2023	6.23	Yes	26	n/a	n/a	0	n/a	n/a	0.005334	NP Intra (normality) 1 of 2
Sulfate (mg/L)	GWC-10	1.2	n/a	5/2/2023	4.3	Yes	11	n/a	n/a	27.27	n/a	n/a	0.01276	NP Intra (normality) 1 of 2
Sulfate (mg/L)	GWC-3	1.1	n/a	5/2/2023	4.2	Yes	19	n/a	n/a	57.89	n/a	n/a	0.004832	NP Intra (NDs) 1 of 2
Total Dissolved Solids (mg/L)	GWC-4	178.1	n/a	5/2/2023	290	Yes	19	123.4	22.1	0	None	No	0.0004426	Param Intra 1 of 2

Appendix III Interwell Prediction Limits - Two-Step - Resample Results (Significant)

Plant Scherer Client: Southern Company Data: Scherer Cell 1-CCR Printed 5/23/2023, 5:11 PM

Constituent	Well	Upper Lim.	Lower Lim.	Date	Observ.	Sig.	Bg N	Bg Mean	Std. Dev.	%NDs	ND Adj.	Transform	Alpha	Method
Chloride (mg/L)	GWC-4	7.2	n/a	5/2/2023	24	Yes	60	n/a	n/a	0	n/a	n/a	0.0005088	NP Inter (normality) 1 of 2
Sulfate (mg/L)	GWC-10	3.5	n/a	5/2/2023	4.3	Yes	60	n/a	n/a	70	n/a	n/a	0.0005088	NP Inter (NDs) 1 of 2
Sulfate (mg/L)	GWC-3	3.5	n/a	5/2/2023	4.2	Yes	60	n/a	n/a	70	n/a	n/a	0.0005088	NP Inter (NDs) 1 of 2
Total Dissolved Solids (mg/L)	GWC-4	137.7	n/a	5/2/2023	290	Yes	60	70.02	31.59	3.333	None	No	0.0004426	Param Inter 1 of 2

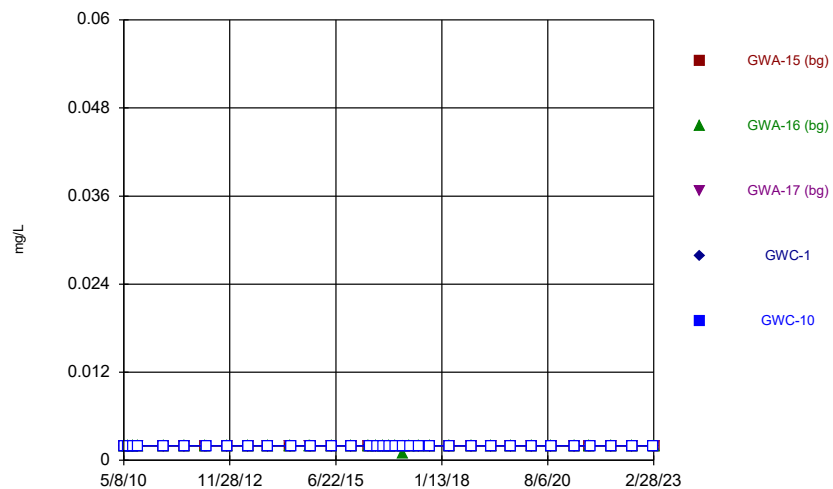
Appendix III Interwell Prediction Limits - Two-Step - Resample Results

Plant Scherer Client: Southern Company Data: Scherer Cell 1-CCR Printed 5/23/2023, 5:11 PM

Constituent	Well	Upper Lim.	Lower Lim.	Date	Observ.	Sig.	Bg N	Bg Mean	Std. Dev.	%NDs	ND Adj.	Transform	Alpha	Method
Chloride (mg/L)	GWC-4	7.2	n/a	5/2/2023	24	Yes	60	n/a	n/a	0	n/a	n/a	0.0005088	NP Inter (normality) 1 of 2
pH (S.U.)	GWC-3	6.52	5.27	5/2/2023	6.27	No	70	n/a	n/a	0	n/a	n/a	0.0007598	NP Inter (normality) 1 of 2
pH (S.U.)	GWC-8A	6.52	5.27	5/2/2023	6.23	No	70	n/a	n/a	0	n/a	n/a	0.0007598	NP Inter (normality) 1 of 2
Sulfate (mg/L)	GWC-10	3.5	n/a	5/2/2023	4.3	Yes	60	n/a	n/a	70	n/a	n/a	0.0005088	NP Inter (NDs) 1 of 2
Sulfate (mg/L)	GWC-3	3.5	n/a	5/2/2023	4.2	Yes	60	n/a	n/a	70	n/a	n/a	0.0005088	NP Inter (NDs) 1 of 2
Total Dissolved Solids (mg/L)	GWC-4	137.7	n/a	5/2/2023	290	Yes	60	70.02	31.59	3.333	None	No	0.0004426	Param Inter 1 of 2

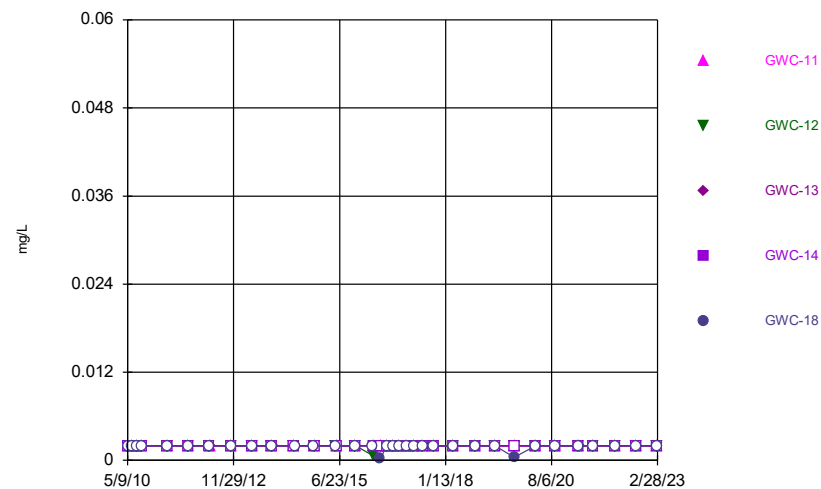
FIGURE A.

Time Series



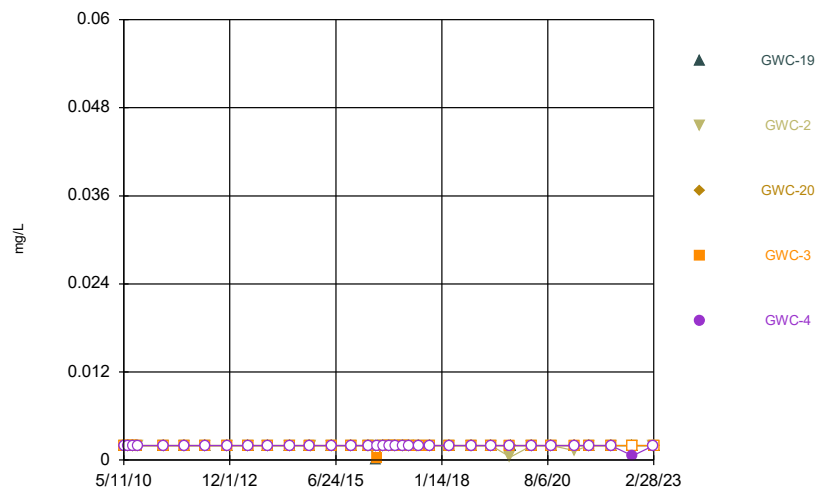
Constituent: Antimony, Total Analysis Run 5/23/2023 4:53 PM
Plant Scherer Client: Southern Company Data: Scherer Cell 1-CCR

Time Series



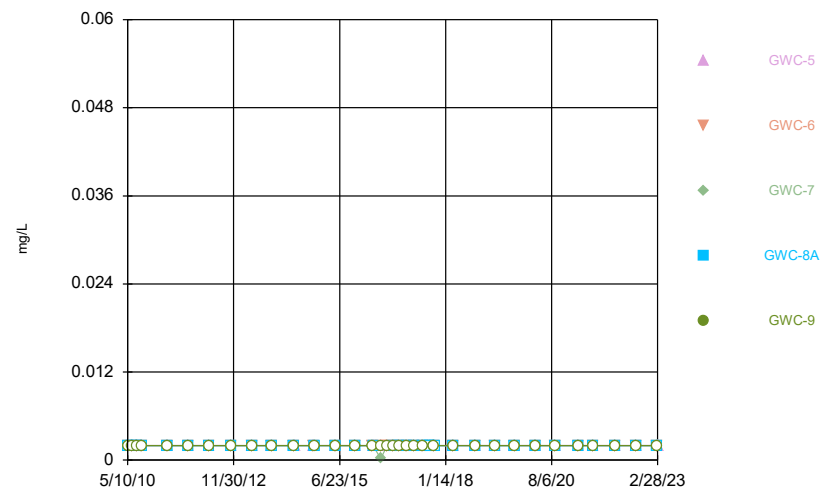
Constituent: Antimony, Total Analysis Run 5/23/2023 4:53 PM
Plant Scherer Client: Southern Company Data: Scherer Cell 1-CCR

Time Series



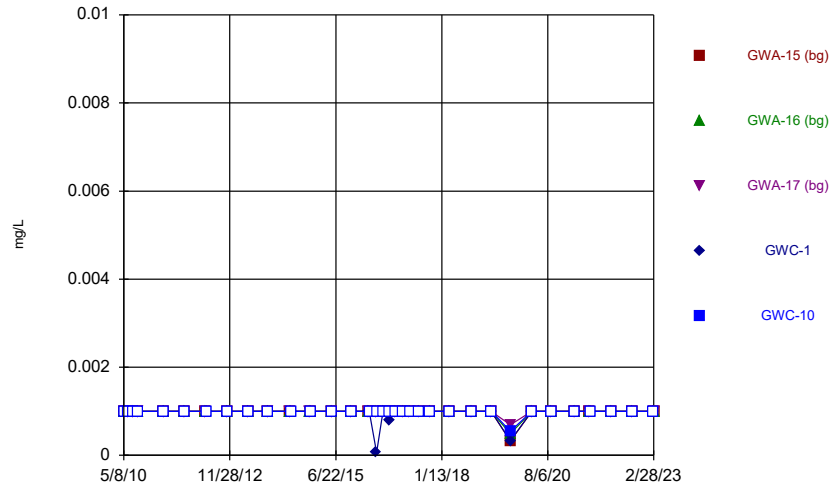
Constituent: Antimony, Total Analysis Run 5/23/2023 4:53 PM
Plant Scherer Client: Southern Company Data: Scherer Cell 1-CCR

Time Series



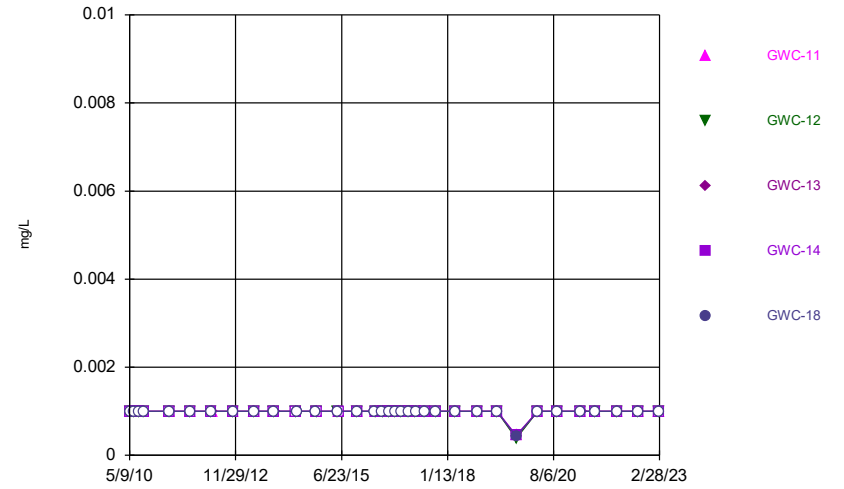
Constituent: Antimony, Total Analysis Run 5/23/2023 4:53 PM
Plant Scherer Client: Southern Company Data: Scherer Cell 1-CCR

Time Series



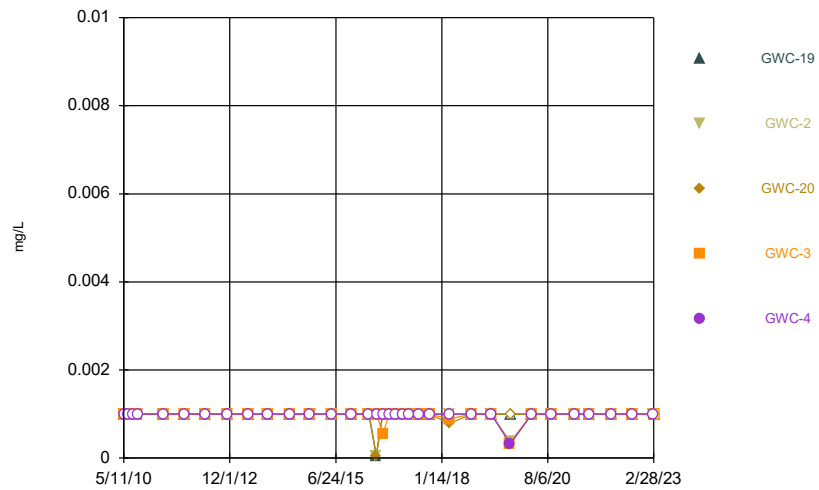
Constituent: Arsenic, Total Analysis Run 5/23/2023 4:53 PM
Plant Scherer Client: Southern Company Data: Scherer Cell 1-CCR

Time Series



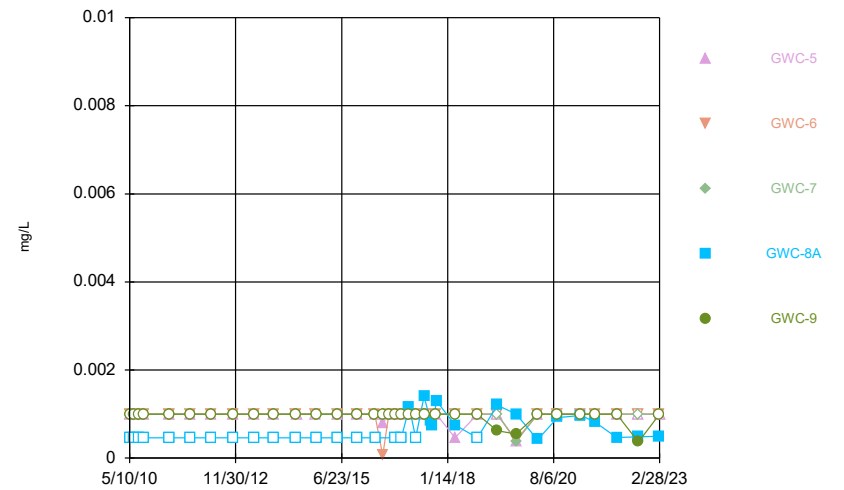
Constituent: Arsenic, Total Analysis Run 5/23/2023 4:53 PM
Plant Scherer Client: Southern Company Data: Scherer Cell 1-CCR

Time Series



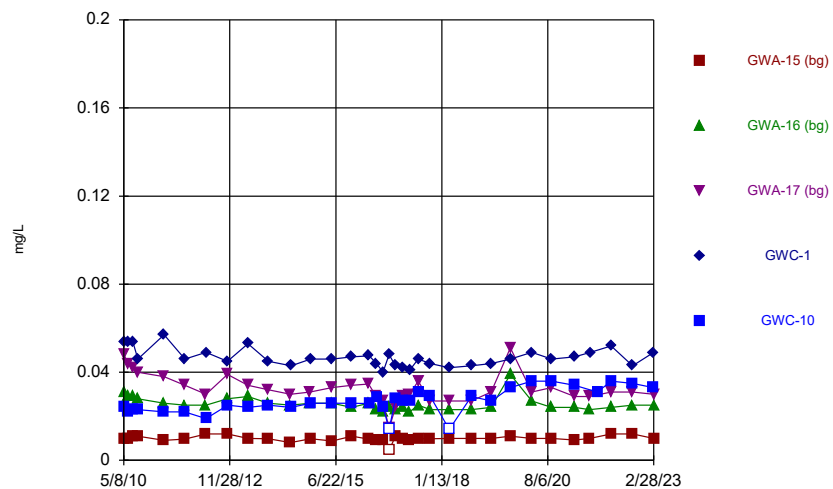
Constituent: Arsenic, Total Analysis Run 5/23/2023 4:53 PM
Plant Scherer Client: Southern Company Data: Scherer Cell 1-CCR

Time Series



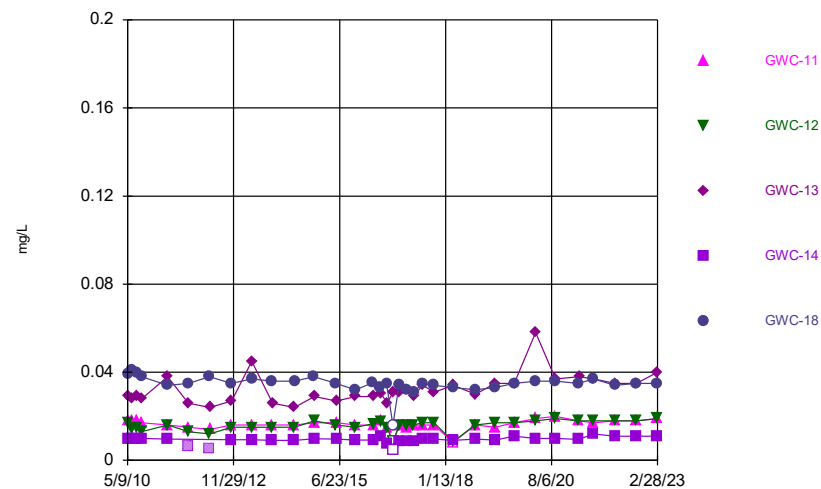
Constituent: Arsenic, Total Analysis Run 5/23/2023 4:53 PM
Plant Scherer Client: Southern Company Data: Scherer Cell 1-CCR

Time Series



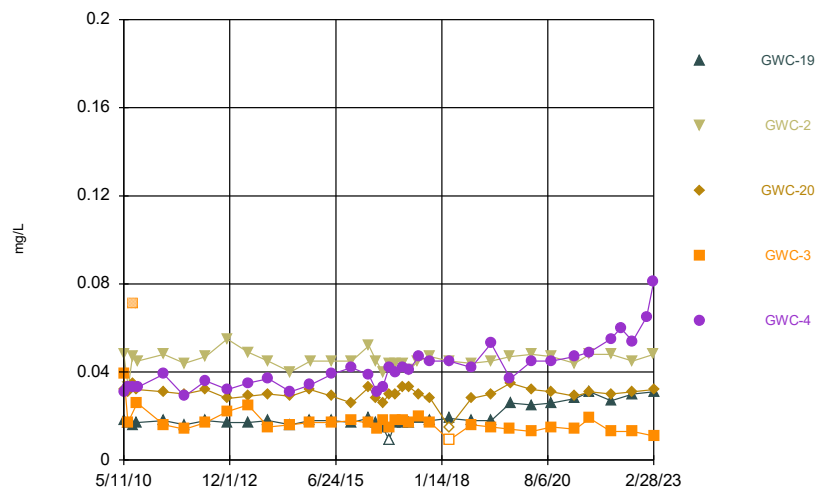
Constituent: Barium, Total Analysis Run 5/23/2023 4:53 PM
Plant Scherer Client: Southern Company Data: Scherer Cell 1-CCR

Time Series



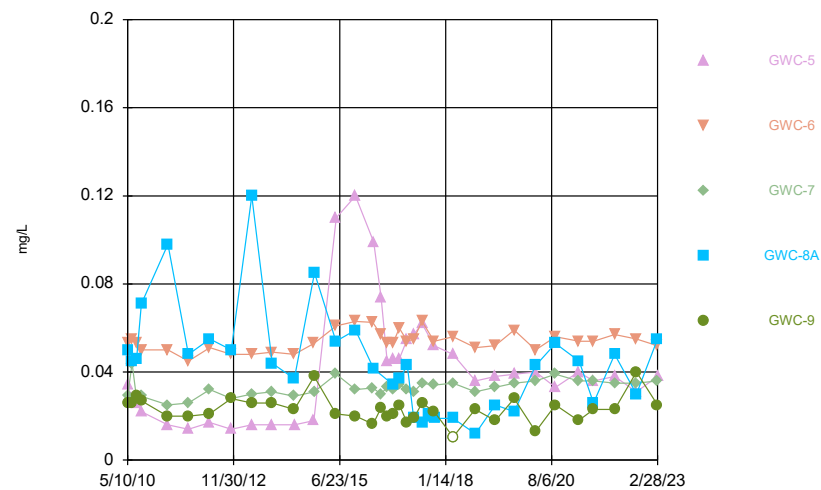
Constituent: Barium, Total Analysis Run 5/23/2023 4:53 PM
Plant Scherer Client: Southern Company Data: Scherer Cell 1-CCR

Time Series



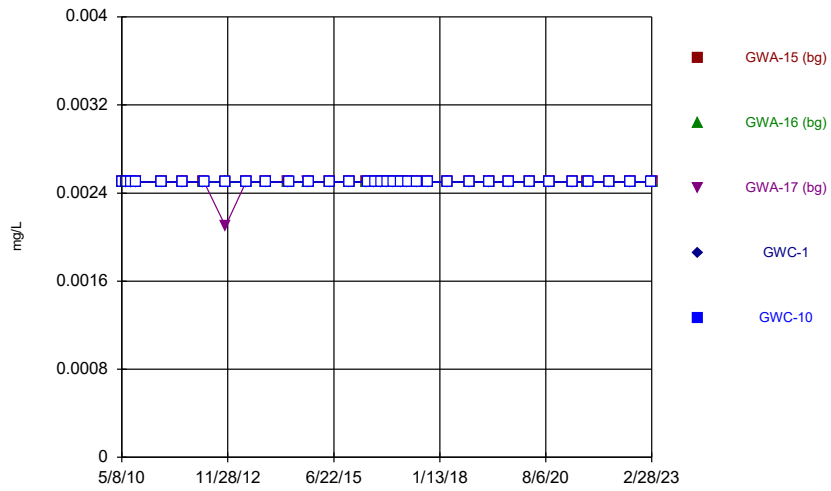
Constituent: Barium, Total Analysis Run 5/23/2023 4:53 PM
Plant Scherer Client: Southern Company Data: Scherer Cell 1-CCR

Time Series



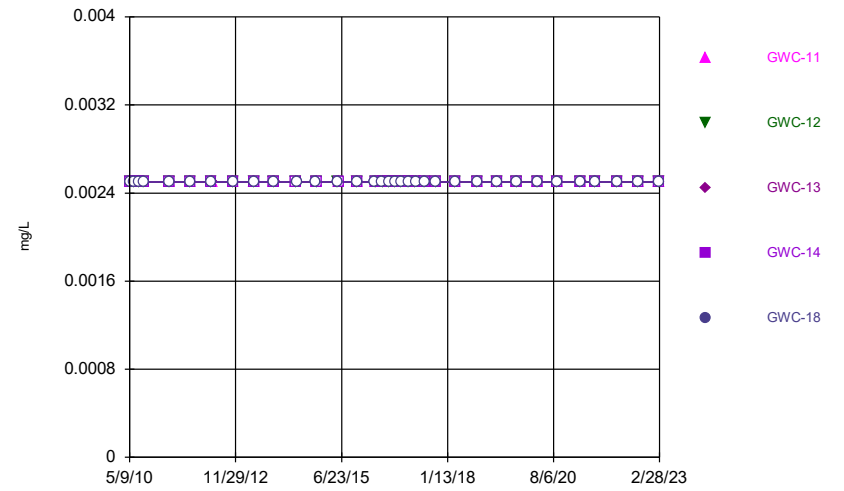
Constituent: Barium, Total Analysis Run 5/23/2023 4:53 PM
Plant Scherer Client: Southern Company Data: Scherer Cell 1-CCR

Time Series



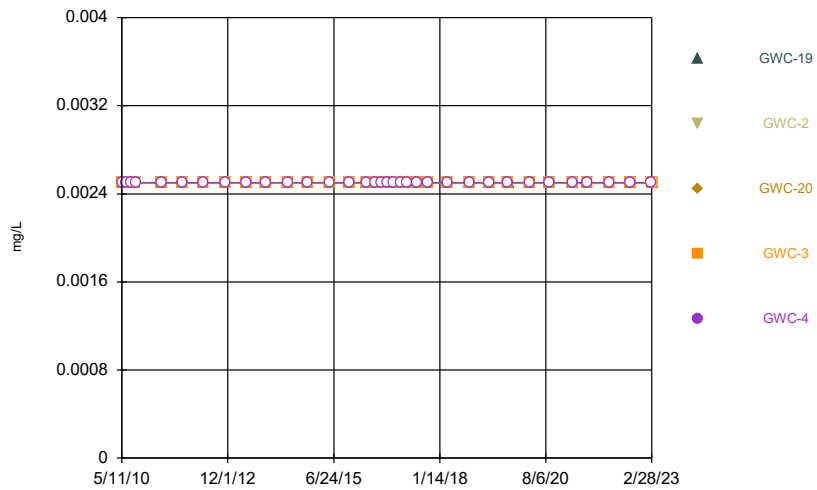
Constituent: Beryllium, Total Analysis Run 5/23/2023 4:53 PM
Plant Scherer Client: Southern Company Data: Scherer Cell 1-CCR

Time Series



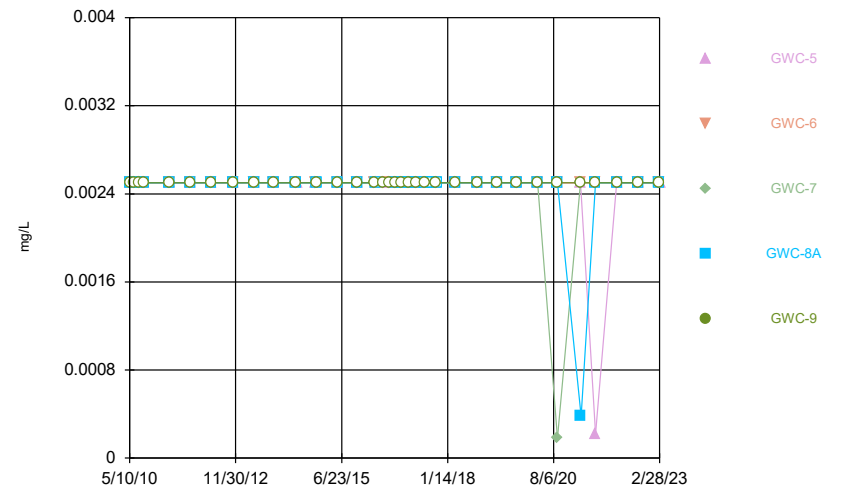
Constituent: Beryllium, Total Analysis Run 5/23/2023 4:53 PM
Plant Scherer Client: Southern Company Data: Scherer Cell 1-CCR

Time Series



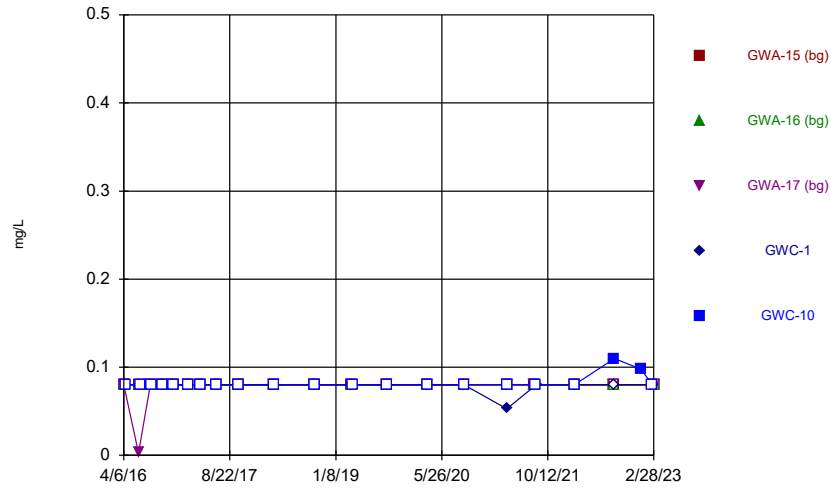
Constituent: Beryllium, Total Analysis Run 5/23/2023 4:53 PM
Plant Scherer Client: Southern Company Data: Scherer Cell 1-CCR

Time Series



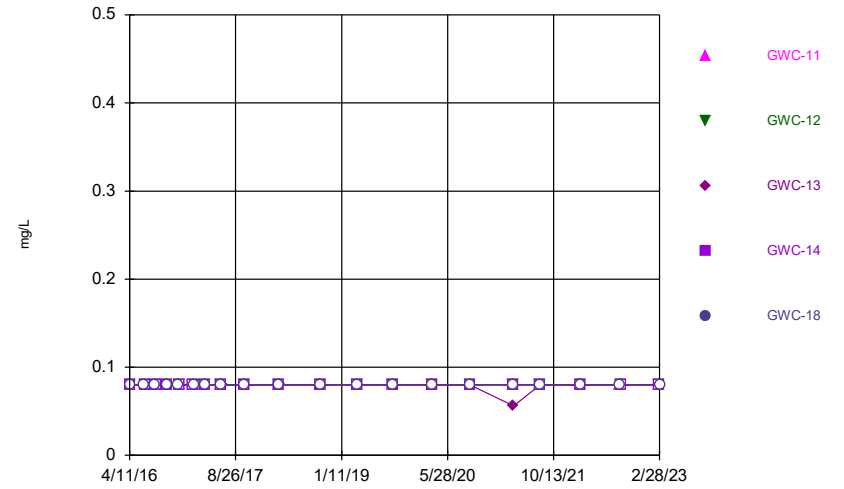
Constituent: Beryllium, Total Analysis Run 5/23/2023 4:53 PM
Plant Scherer Client: Southern Company Data: Scherer Cell 1-CCR

Time Series



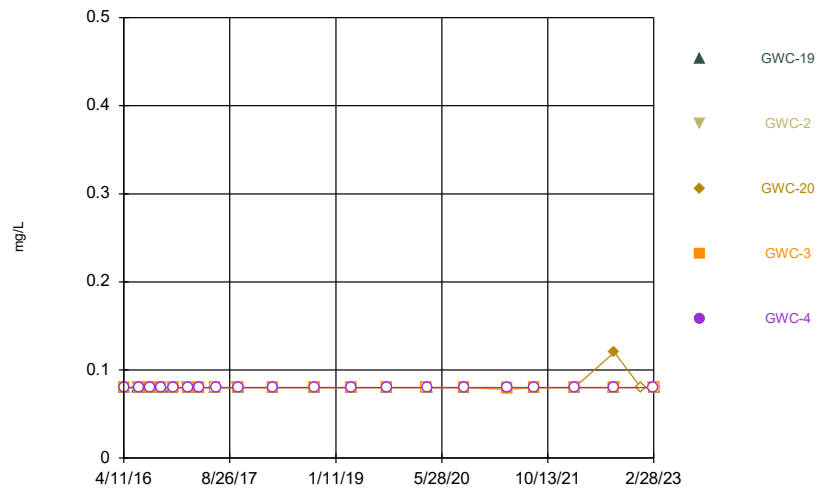
Constituent: Boron Analysis Run 5/23/2023 4:54 PM
Plant Scherer Client: Southern Company Data: Scherer Cell 1-CCR

Time Series



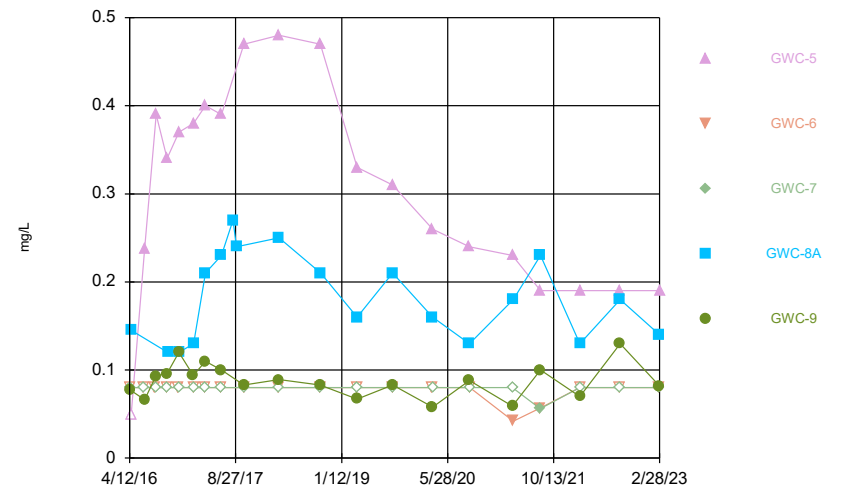
Constituent: Boron Analysis Run 5/23/2023 4:54 PM
Plant Scherer Client: Southern Company Data: Scherer Cell 1-CCR

Time Series



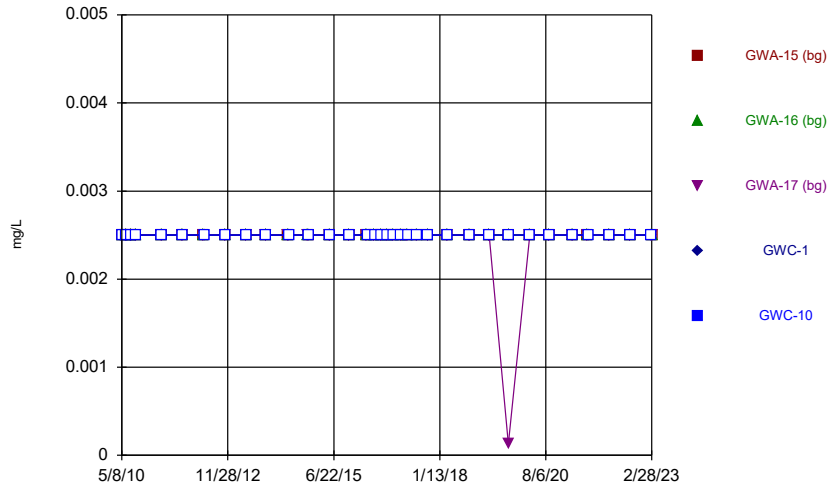
Constituent: Boron Analysis Run 5/23/2023 4:54 PM
Plant Scherer Client: Southern Company Data: Scherer Cell 1-CCR

Time Series



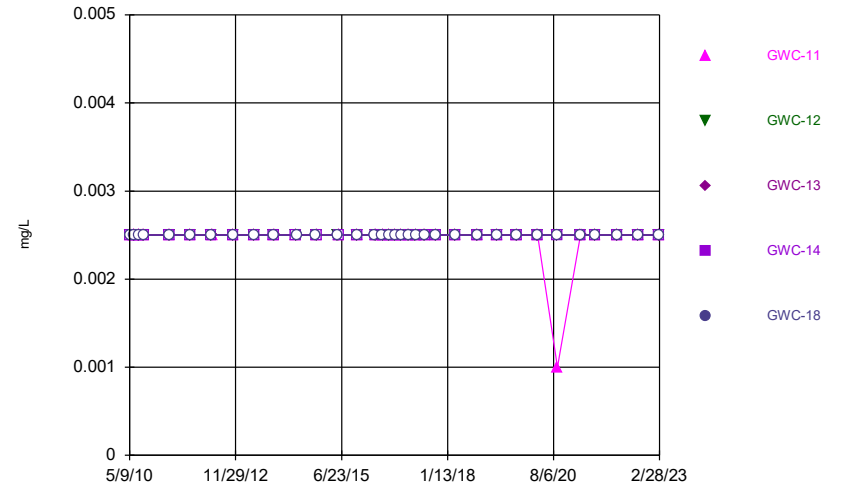
Constituent: Boron Analysis Run 5/23/2023 4:54 PM
Plant Scherer Client: Southern Company Data: Scherer Cell 1-CCR

Time Series



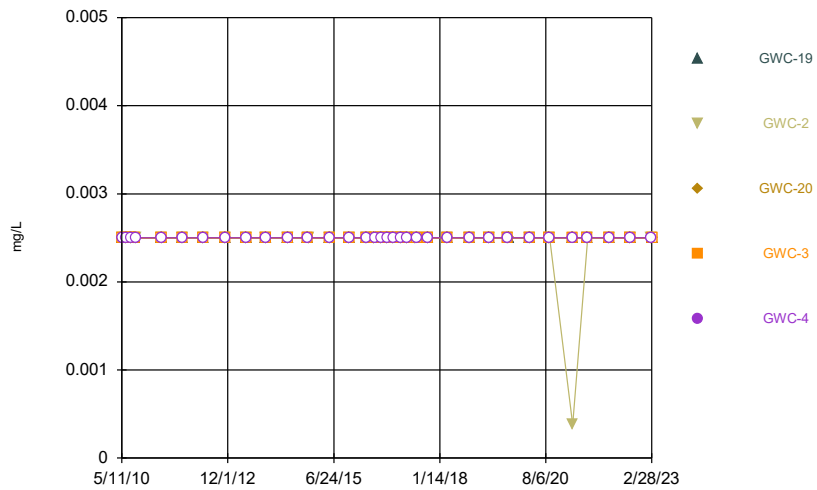
Constituent: Cadmium, Total Analysis Run 5/23/2023 4:54 PM
Plant Scherer Client: Southern Company Data: Scherer Cell 1-CCR

Time Series



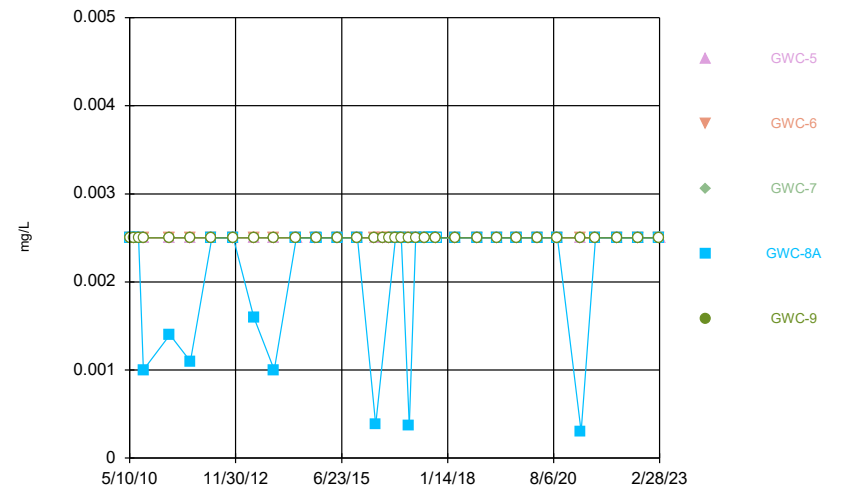
Constituent: Cadmium, Total Analysis Run 5/23/2023 4:54 PM
Plant Scherer Client: Southern Company Data: Scherer Cell 1-CCR

Time Series



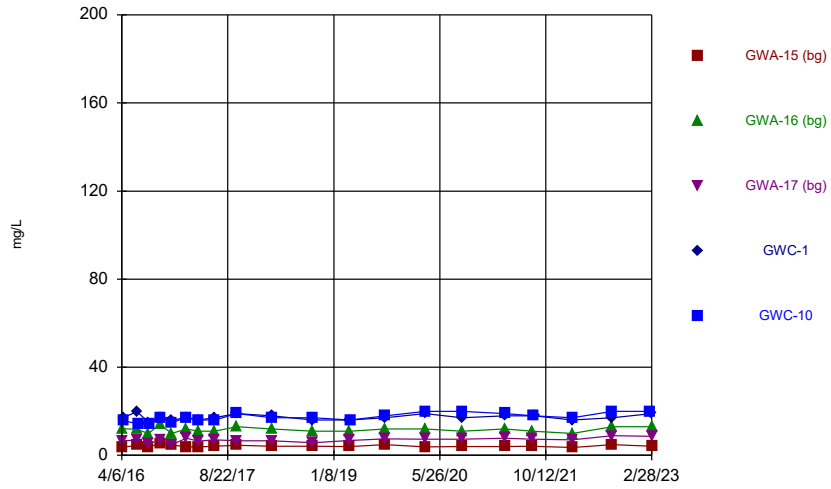
Constituent: Cadmium, Total Analysis Run 5/23/2023 4:54 PM
Plant Scherer Client: Southern Company Data: Scherer Cell 1-CCR

Time Series



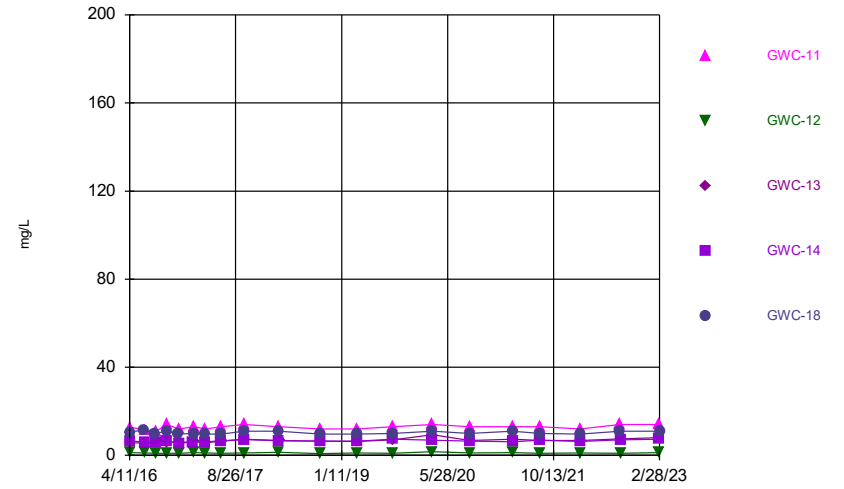
Constituent: Cadmium, Total Analysis Run 5/23/2023 4:54 PM
Plant Scherer Client: Southern Company Data: Scherer Cell 1-CCR

Time Series



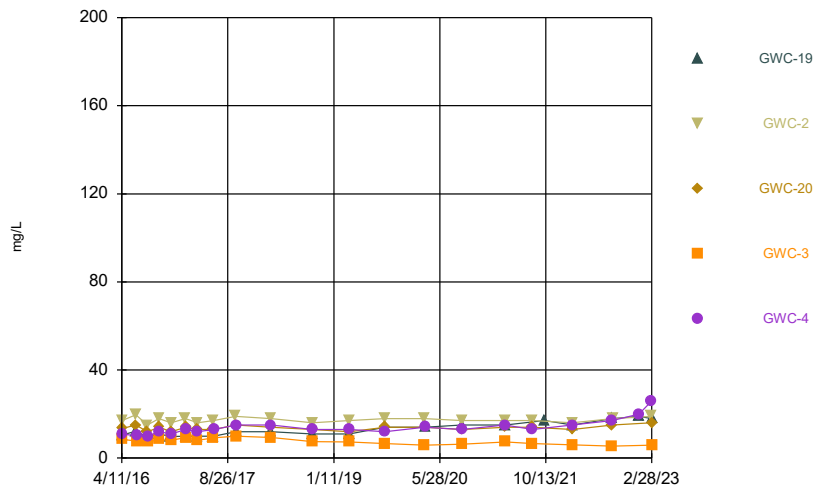
Constituent: Calcium Analysis Run 5/23/2023 4:54 PM
Plant Scherer Client: Southern Company Data: Scherer Cell 1-CCR

Time Series



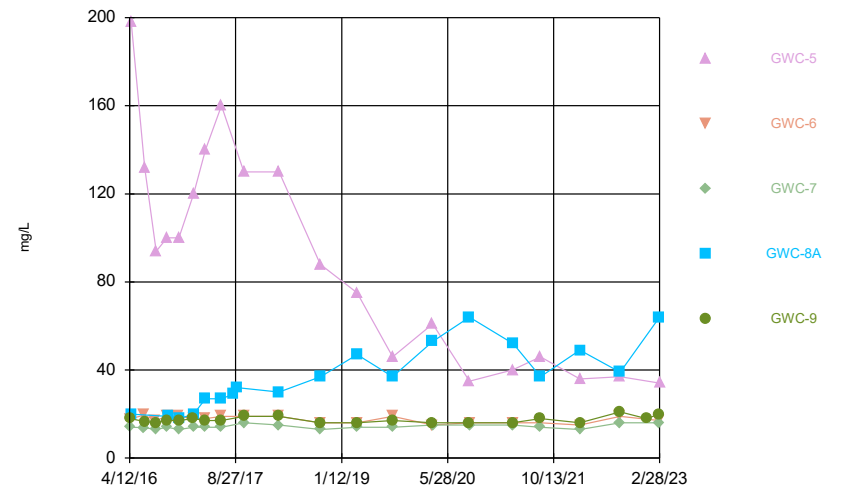
Constituent: Calcium Analysis Run 5/23/2023 4:54 PM
Plant Scherer Client: Southern Company Data: Scherer Cell 1-CCR

Time Series



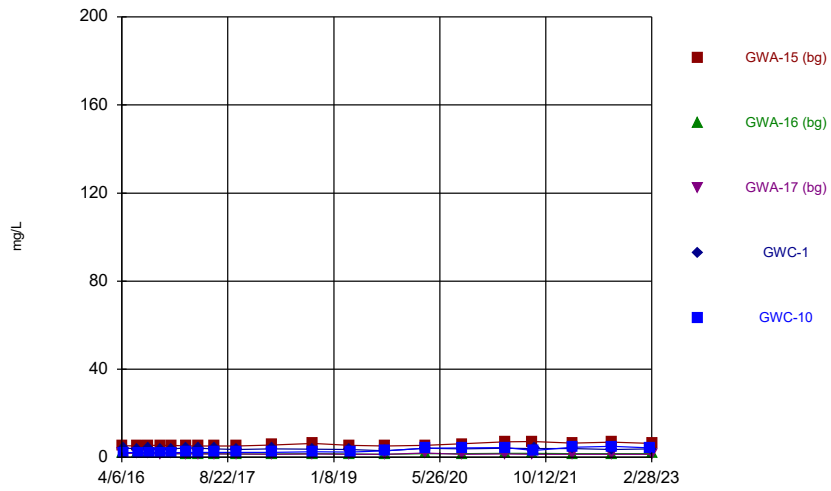
Constituent: Calcium Analysis Run 5/23/2023 4:54 PM
Plant Scherer Client: Southern Company Data: Scherer Cell 1-CCR

Time Series



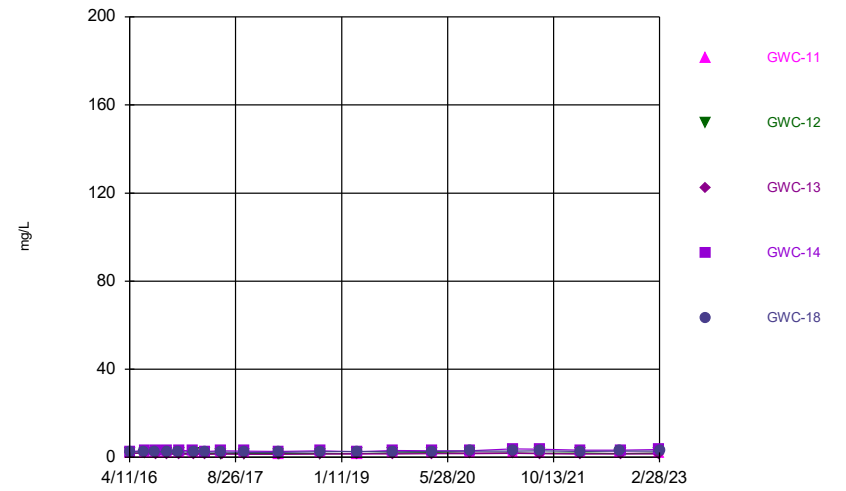
Constituent: Calcium Analysis Run 5/23/2023 4:54 PM
Plant Scherer Client: Southern Company Data: Scherer Cell 1-CCR

Time Series



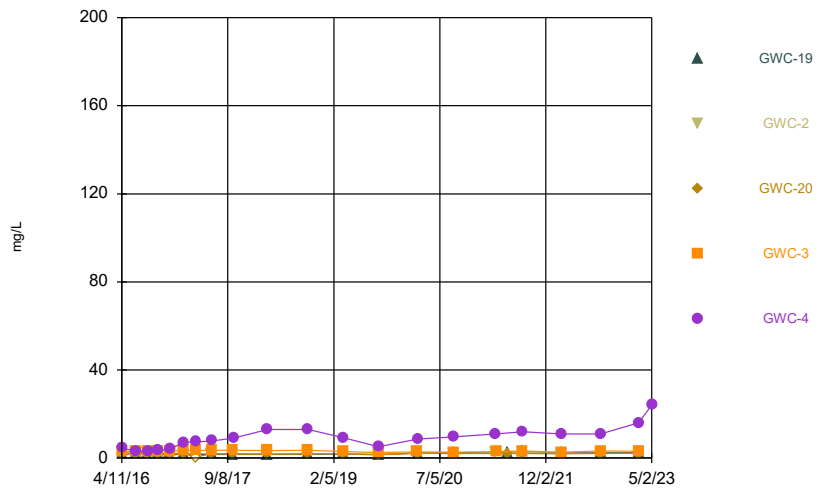
Constituent: Chloride Analysis Run 5/23/2023 4:54 PM
Plant Scherer Client: Southern Company Data: Scherer Cell 1-CCR

Time Series



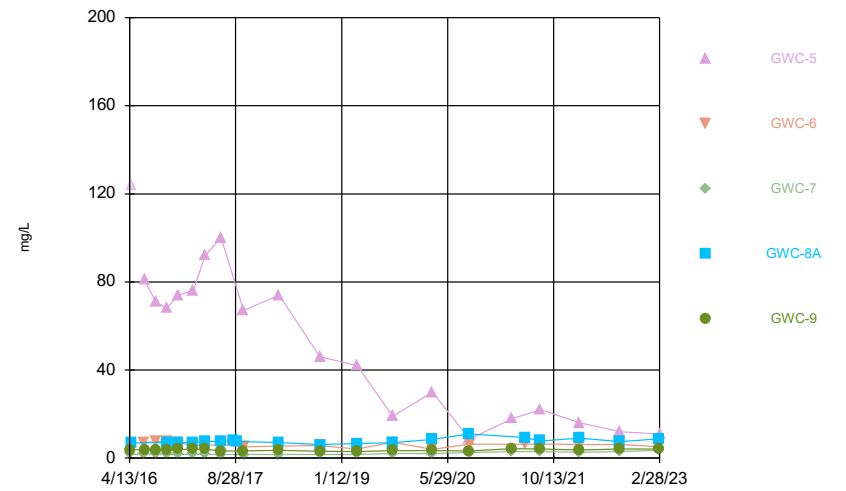
Constituent: Chloride Analysis Run 5/23/2023 4:54 PM
Plant Scherer Client: Southern Company Data: Scherer Cell 1-CCR

Time Series



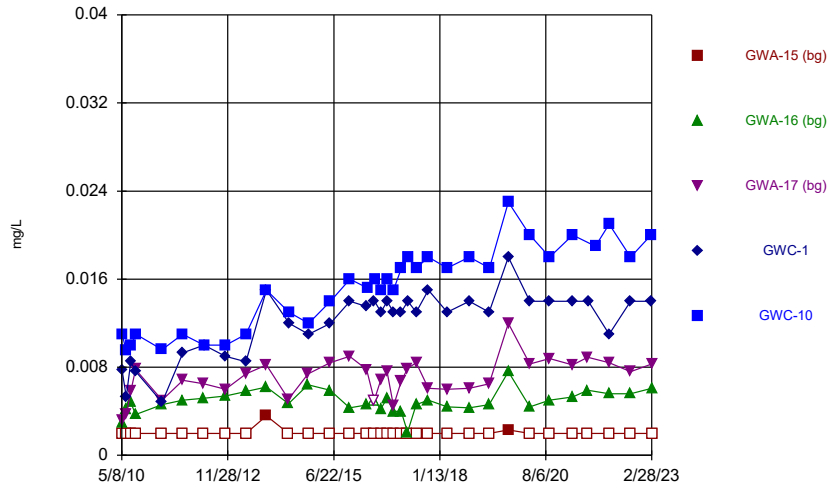
Constituent: Chloride Analysis Run 5/23/2023 4:54 PM
Plant Scherer Client: Southern Company Data: Scherer Cell 1-CCR

Time Series



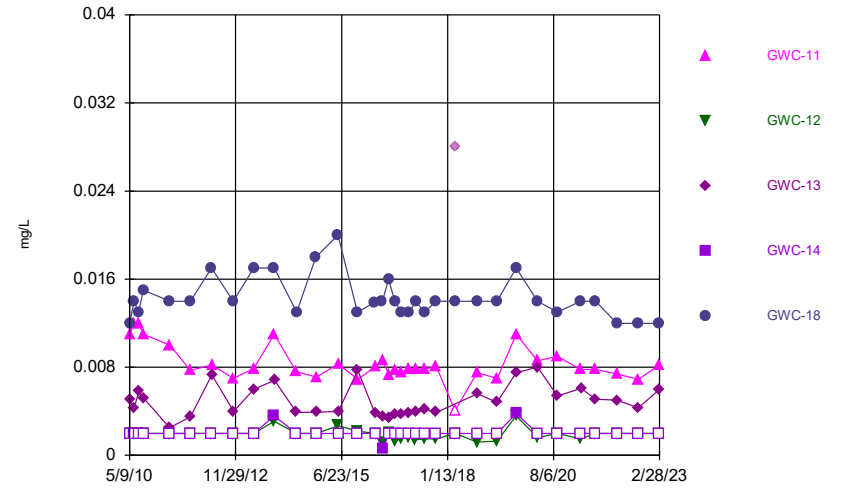
Constituent: Chloride Analysis Run 5/23/2023 4:54 PM
Plant Scherer Client: Southern Company Data: Scherer Cell 1-CCR

Time Series



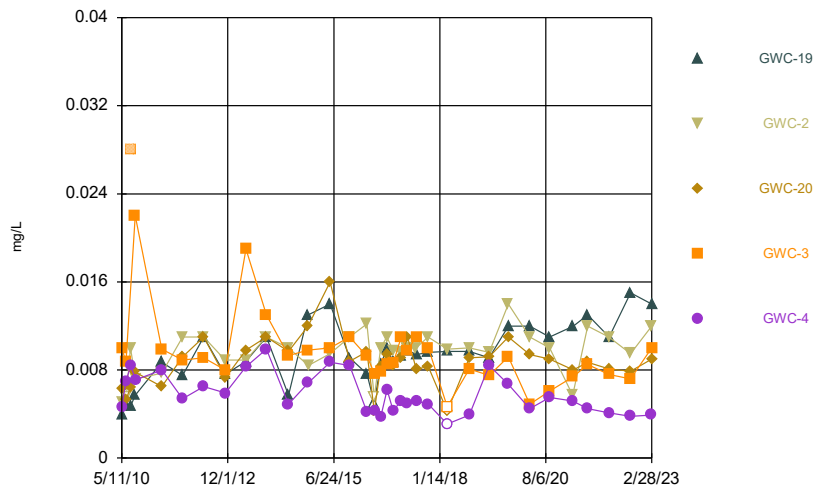
Constituent: Chromium, Total Analysis Run 5/23/2023 4:54 PM
Plant Scherer Client: Southern Company Data: Scherer Cell 1-CCR

Time Series



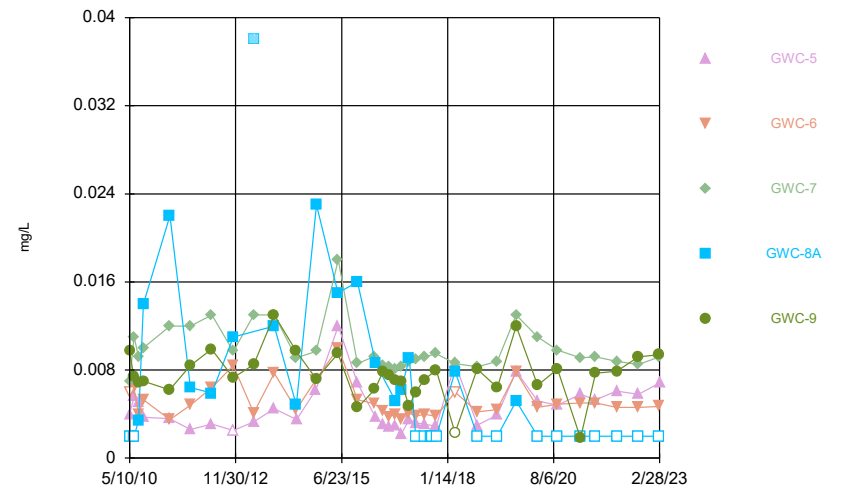
Constituent: Chromium, Total Analysis Run 5/23/2023 4:54 PM
Plant Scherer Client: Southern Company Data: Scherer Cell 1-CCR

Time Series



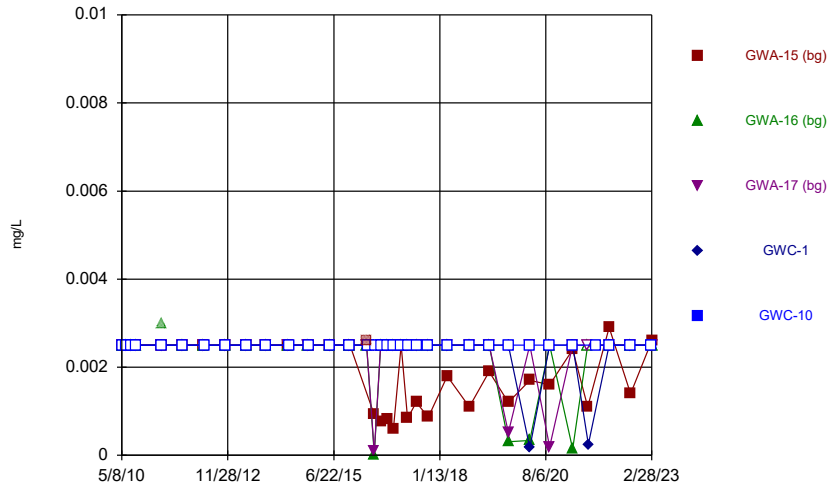
Constituent: Chromium, Total Analysis Run 5/23/2023 4:54 PM
Plant Scherer Client: Southern Company Data: Scherer Cell 1-CCR

Time Series



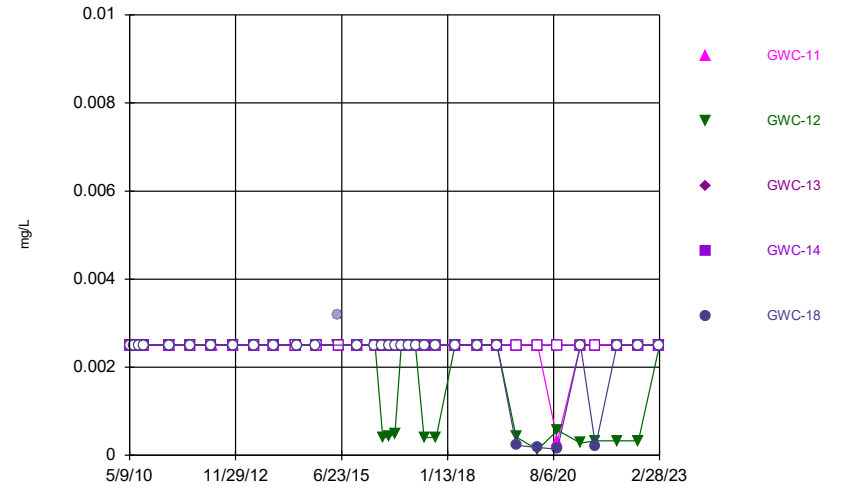
Constituent: Chromium, Total Analysis Run 5/23/2023 4:54 PM
Plant Scherer Client: Southern Company Data: Scherer Cell 1-CCR

Time Series



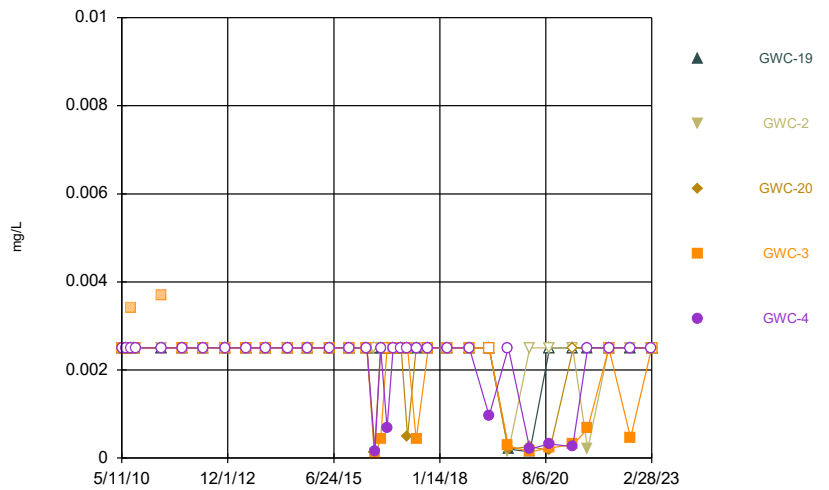
Constituent: Cobalt, Total Analysis Run 5/23/2023 4:54 PM
Plant Scherer Client: Southern Company Data: Scherer Cell 1-CCR

Time Series



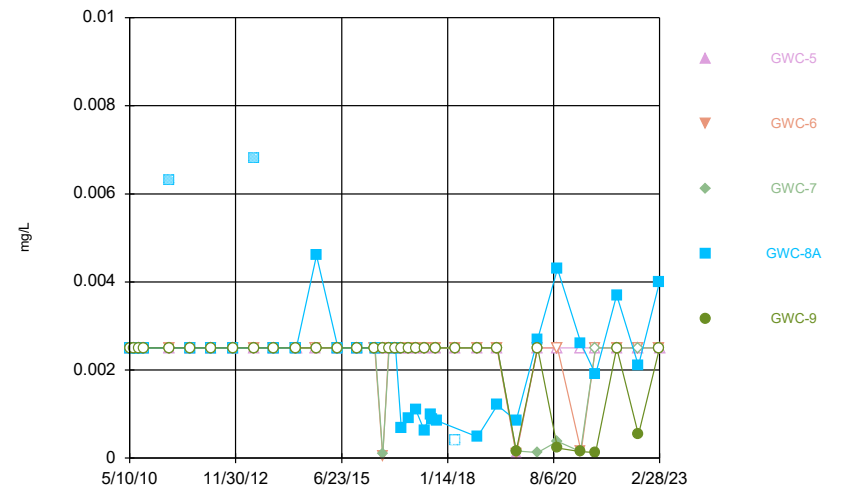
Constituent: Cobalt, Total Analysis Run 5/23/2023 4:54 PM
Plant Scherer Client: Southern Company Data: Scherer Cell 1-CCR

Time Series



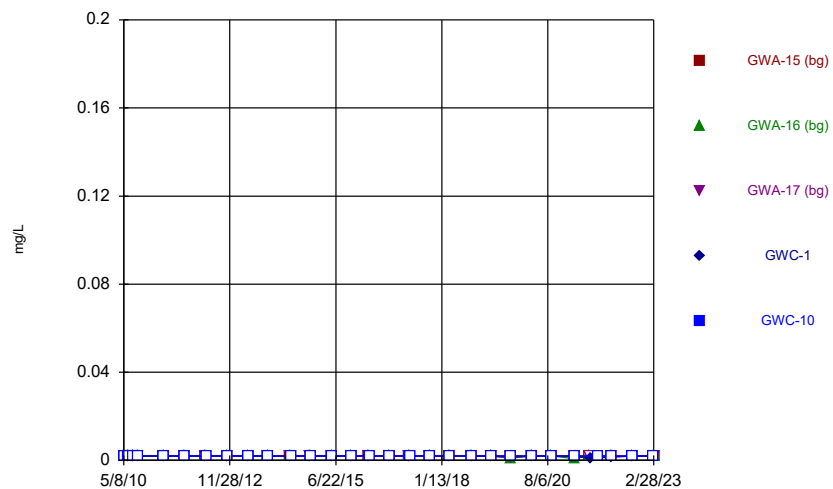
Constituent: Cobalt, Total Analysis Run 5/23/2023 4:54 PM
Plant Scherer Client: Southern Company Data: Scherer Cell 1-CCR

Time Series



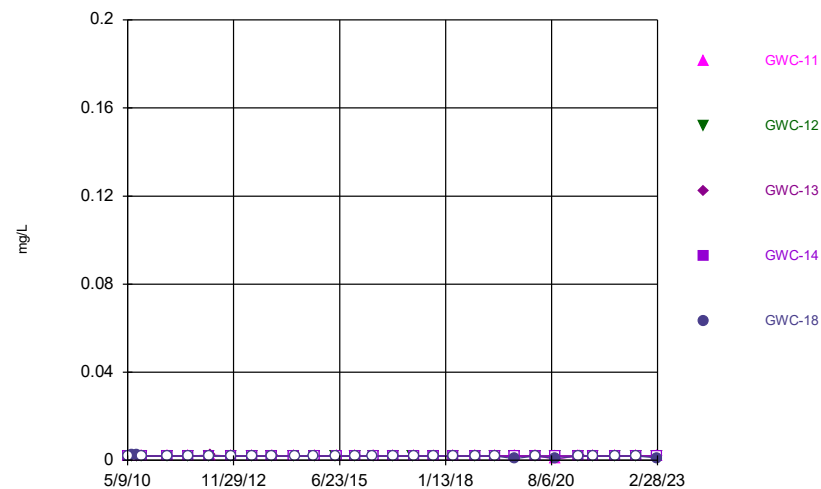
Constituent: Cobalt, Total Analysis Run 5/23/2023 4:54 PM
Plant Scherer Client: Southern Company Data: Scherer Cell 1-CCR

Time Series



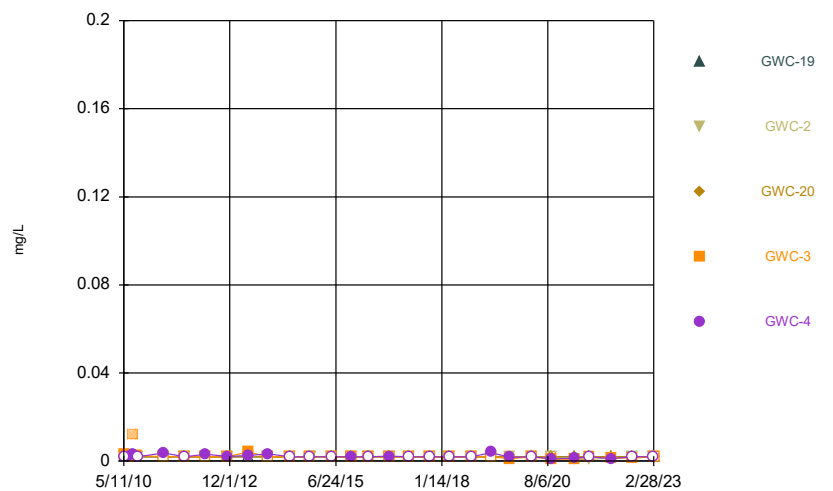
Constituent: Copper Analysis Run 5/23/2023 4:54 PM
Plant Scherer Client: Southern Company Data: Scherer Cell 1-CCR

Time Series



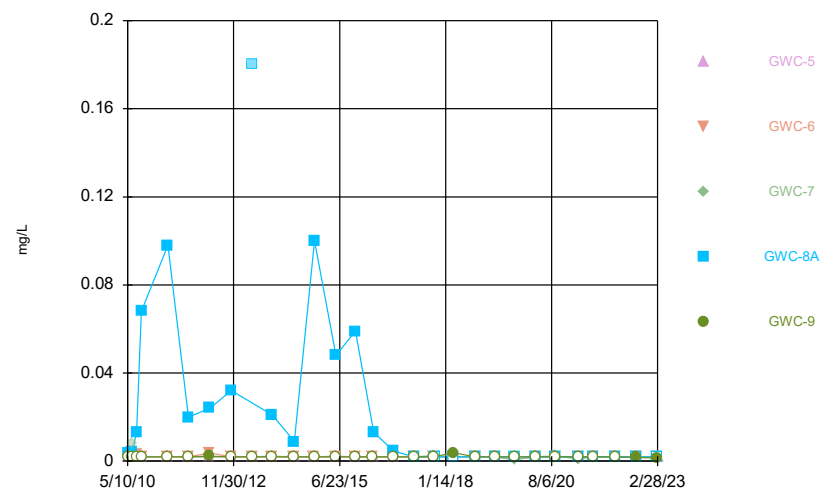
Constituent: Copper Analysis Run 5/23/2023 4:54 PM
Plant Scherer Client: Southern Company Data: Scherer Cell 1-CCR

Time Series



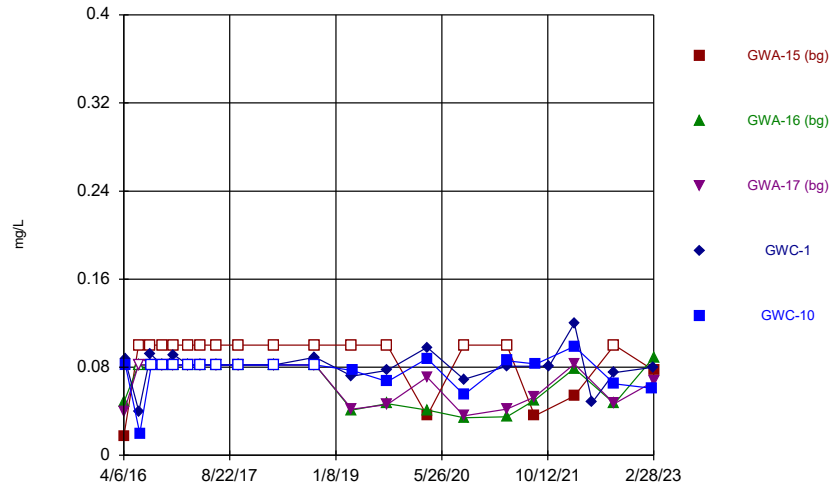
Constituent: Copper Analysis Run 5/23/2023 4:54 PM
Plant Scherer Client: Southern Company Data: Scherer Cell 1-CCR

Time Series



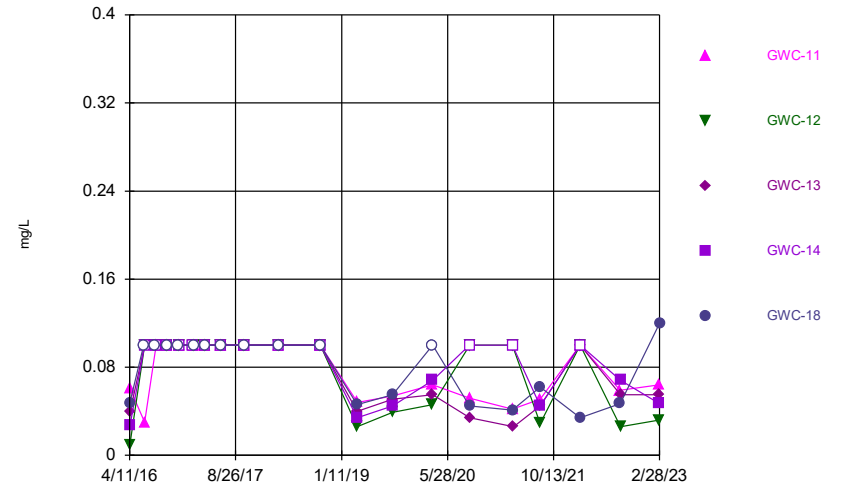
Constituent: Copper Analysis Run 5/23/2023 4:54 PM
Plant Scherer Client: Southern Company Data: Scherer Cell 1-CCR

Time Series



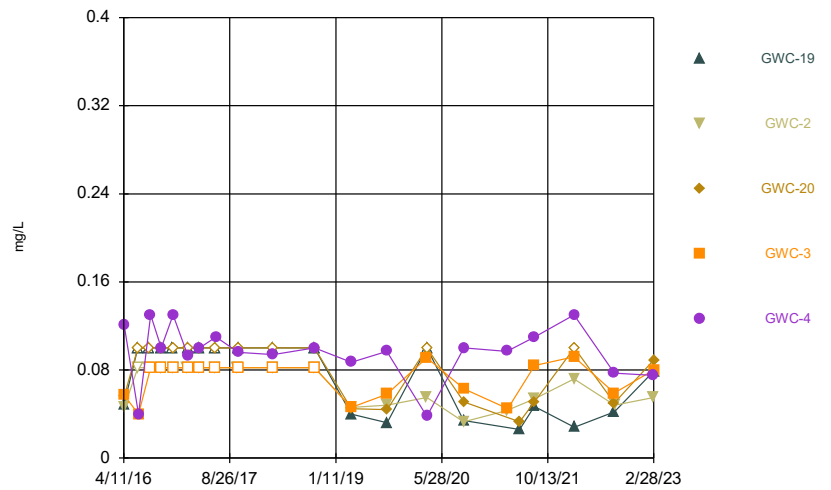
Constituent: Fluoride Analysis Run 5/23/2023 4:54 PM
Plant Scherer Client: Southern Company Data: Scherer Cell 1-CCR

Time Series



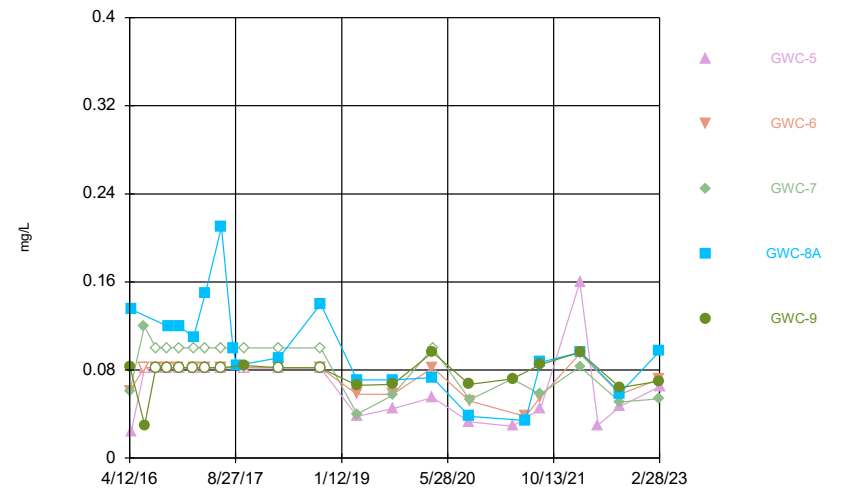
Constituent: Fluoride Analysis Run 5/23/2023 4:54 PM
Plant Scherer Client: Southern Company Data: Scherer Cell 1-CCR

Time Series



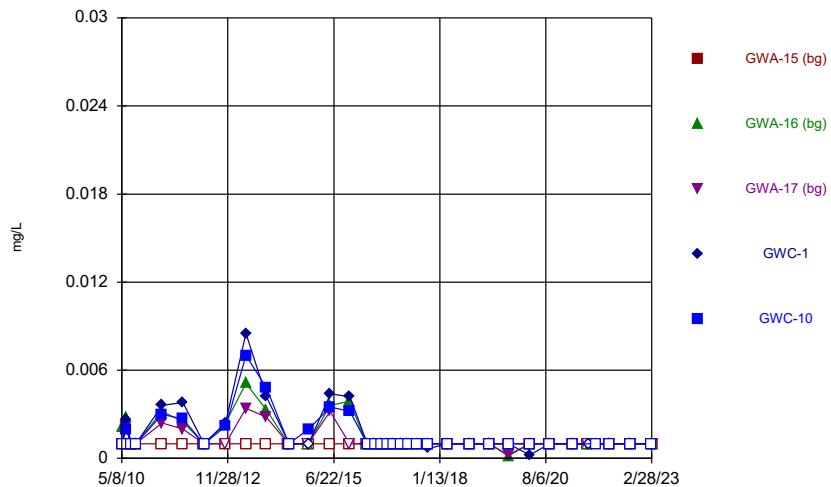
Constituent: Fluoride Analysis Run 5/23/2023 4:54 PM
Plant Scherer Client: Southern Company Data: Scherer Cell 1-CCR

Time Series



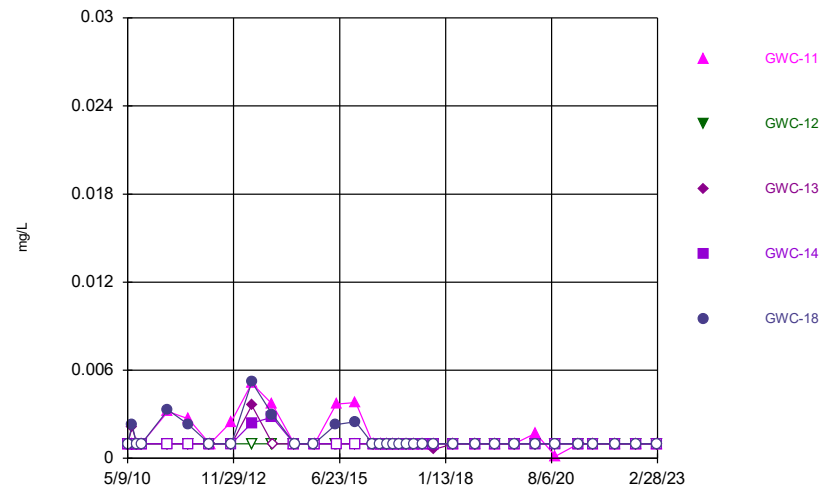
Constituent: Fluoride Analysis Run 5/23/2023 4:54 PM
Plant Scherer Client: Southern Company Data: Scherer Cell 1-CCR

Time Series



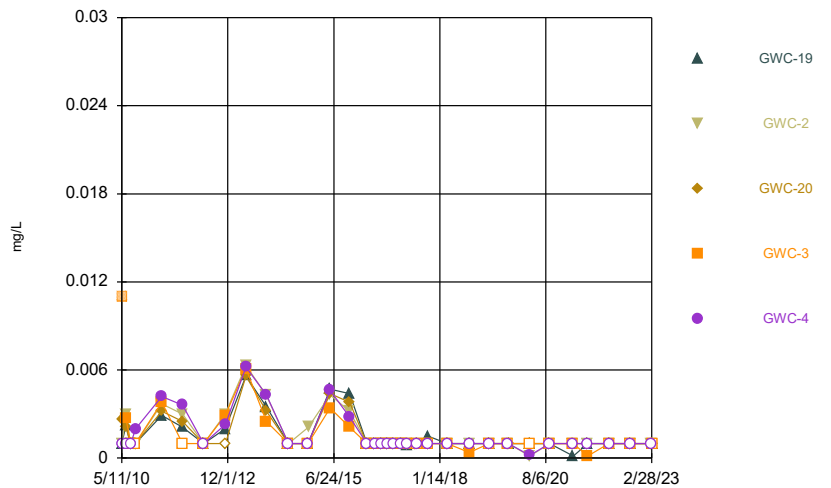
Constituent: Lead, Total Analysis Run 5/23/2023 4:54 PM
Plant Scherer Client: Southern Company Data: Scherer Cell 1-CCR

Time Series



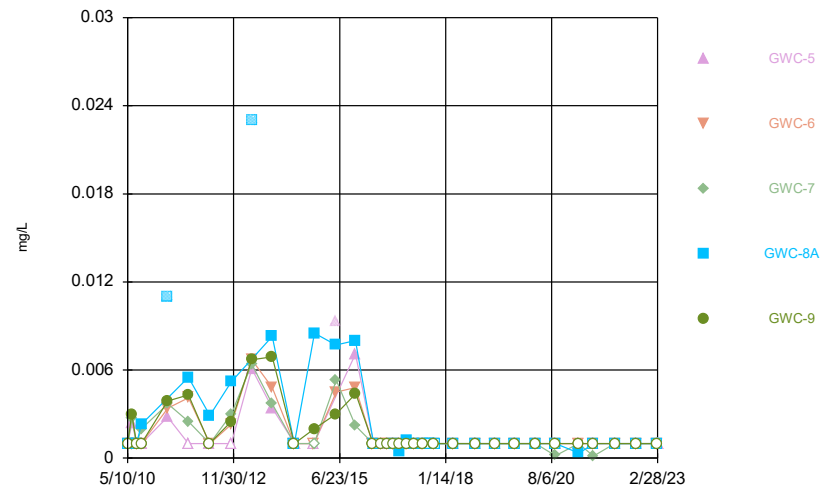
Constituent: Lead, Total Analysis Run 5/23/2023 4:54 PM
Plant Scherer Client: Southern Company Data: Scherer Cell 1-CCR

Time Series



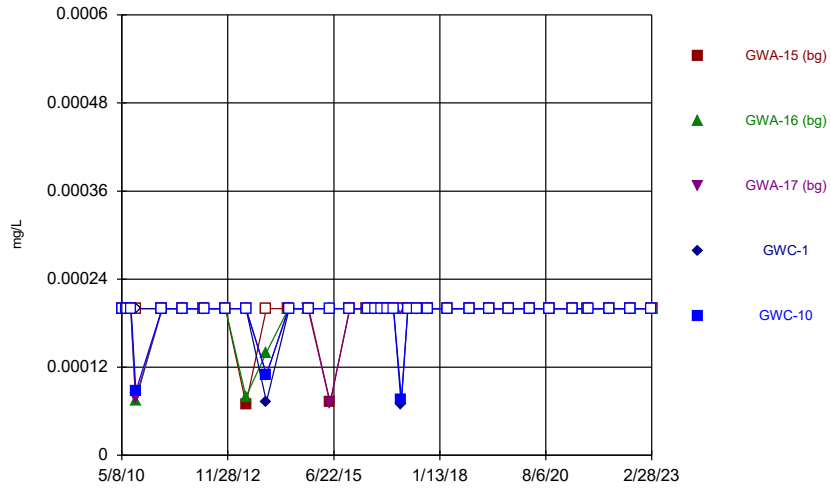
Constituent: Lead, Total Analysis Run 5/23/2023 4:54 PM
Plant Scherer Client: Southern Company Data: Scherer Cell 1-CCR

Time Series



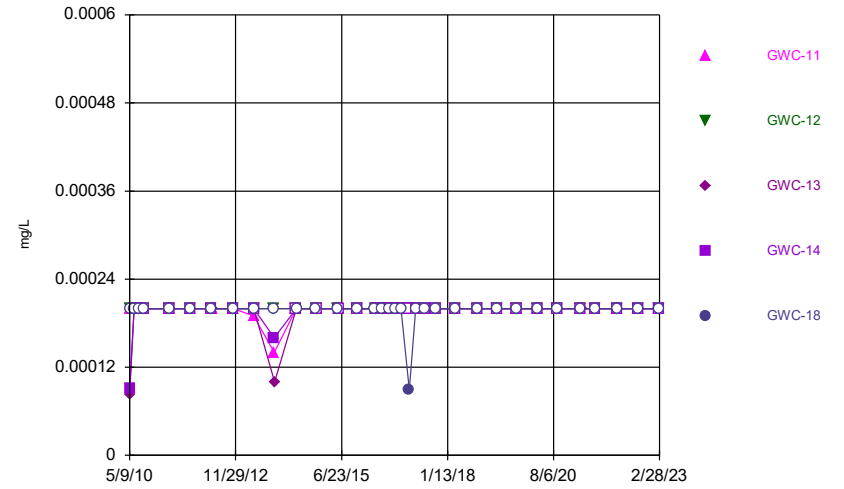
Constituent: Lead, Total Analysis Run 5/23/2023 4:54 PM
Plant Scherer Client: Southern Company Data: Scherer Cell 1-CCR

Time Series



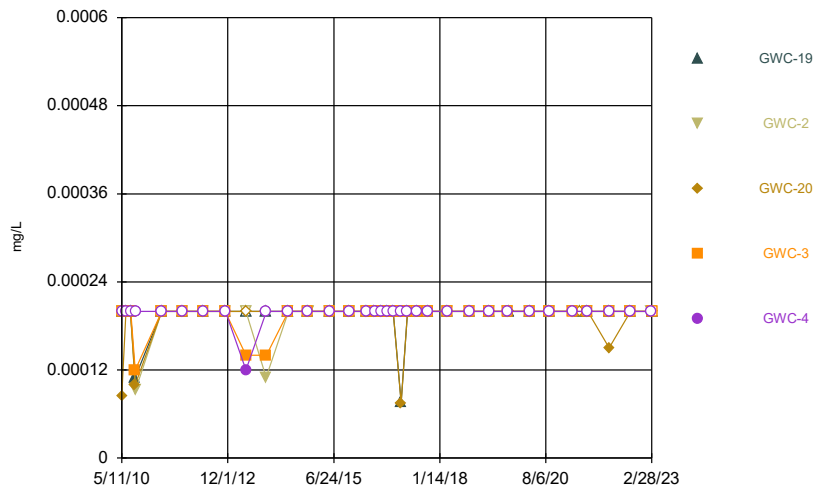
Constituent: Mercury Analysis Run 5/23/2023 4:54 PM
Plant Scherer Client: Southern Company Data: Scherer Cell 1-CCR

Time Series



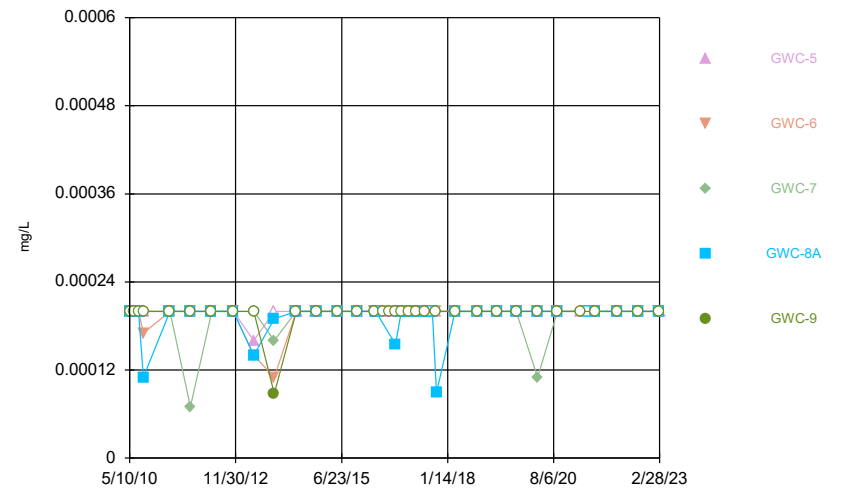
Constituent: Mercury Analysis Run 5/23/2023 4:54 PM
Plant Scherer Client: Southern Company Data: Scherer Cell 1-CCR

Time Series



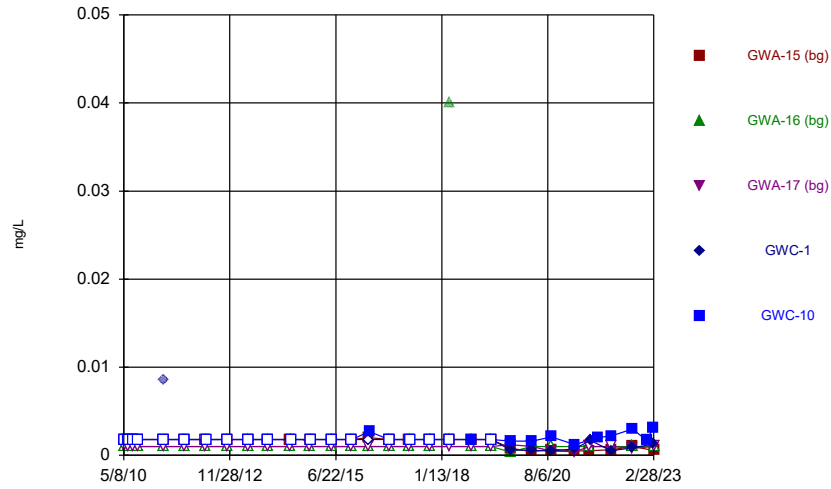
Constituent: Mercury Analysis Run 5/23/2023 4:54 PM
Plant Scherer Client: Southern Company Data: Scherer Cell 1-CCR

Time Series



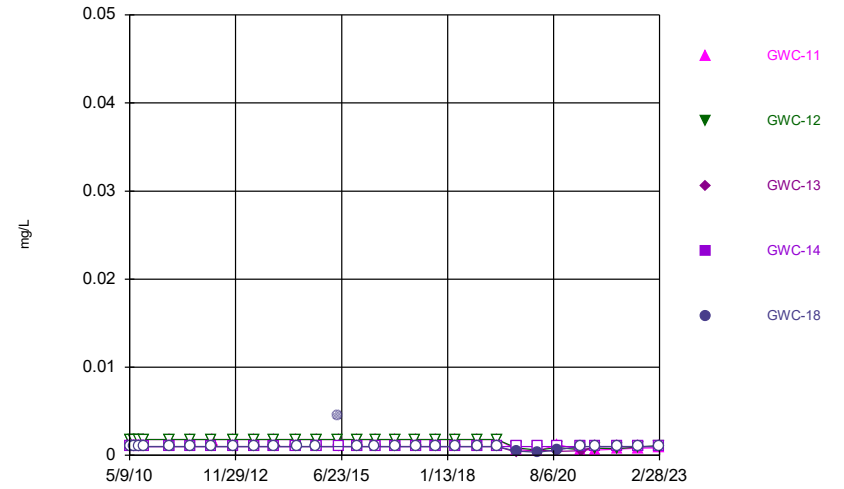
Constituent: Mercury Analysis Run 5/23/2023 4:54 PM
Plant Scherer Client: Southern Company Data: Scherer Cell 1-CCR

Time Series



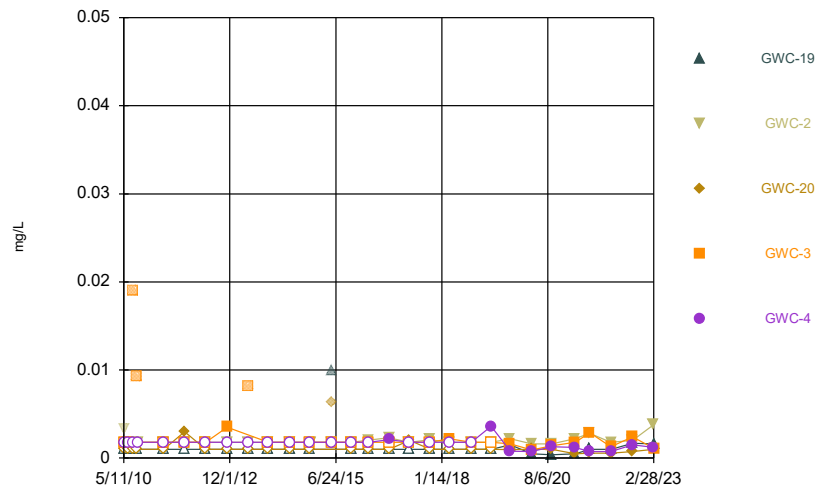
Constituent: Nickel Analysis Run 5/23/2023 4:54 PM
Plant Scherer Client: Southern Company Data: Scherer Cell 1-CCR

Time Series



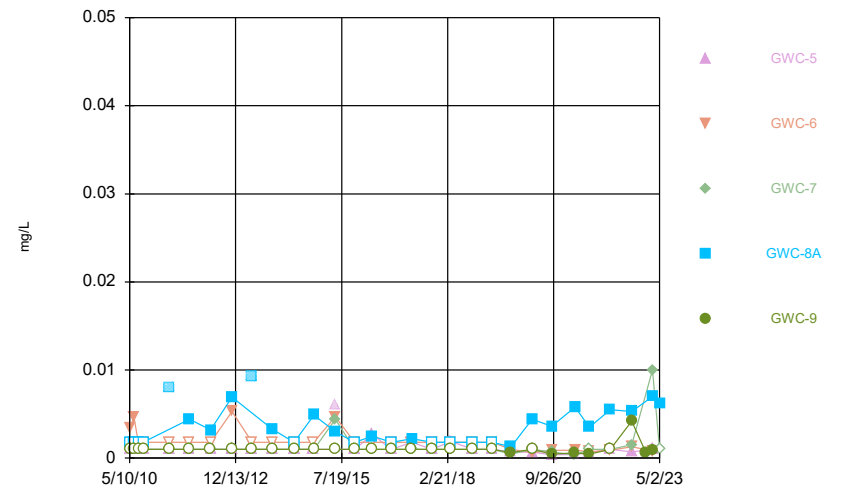
Constituent: Nickel Analysis Run 5/23/2023 4:54 PM
Plant Scherer Client: Southern Company Data: Scherer Cell 1-CCR

Time Series



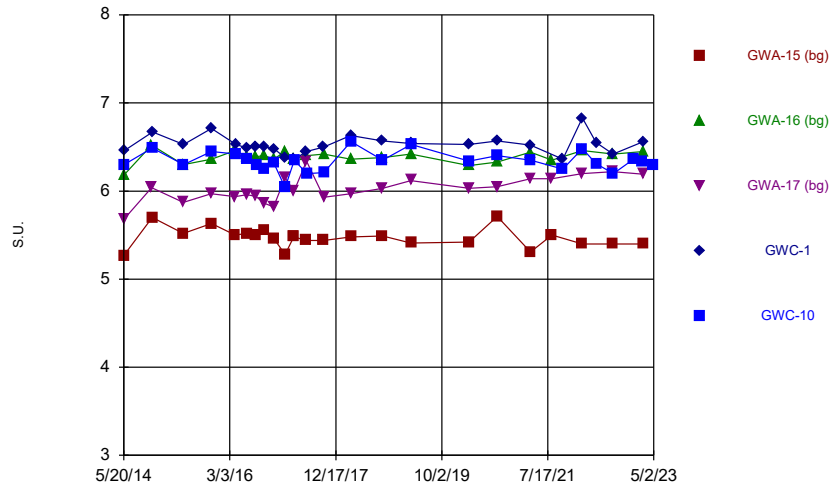
Constituent: Nickel Analysis Run 5/23/2023 4:54 PM
Plant Scherer Client: Southern Company Data: Scherer Cell 1-CCR

Time Series



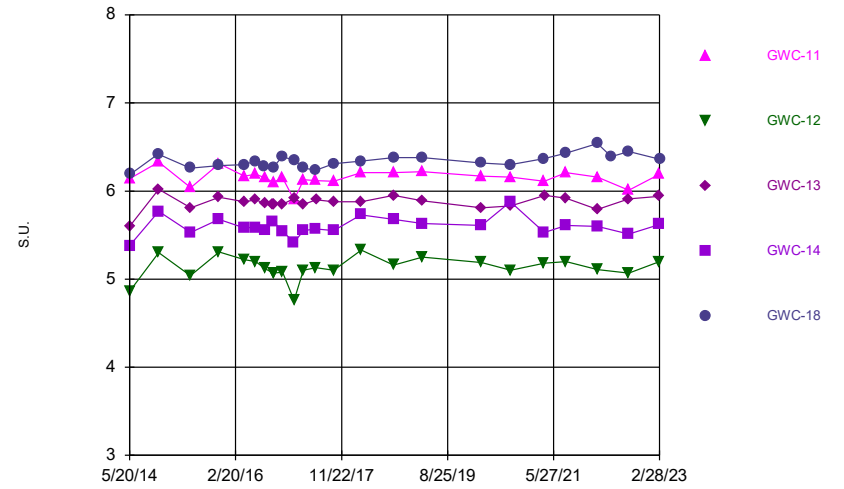
Constituent: Nickel Analysis Run 5/23/2023 4:54 PM
Plant Scherer Client: Southern Company Data: Scherer Cell 1-CCR

Time Series



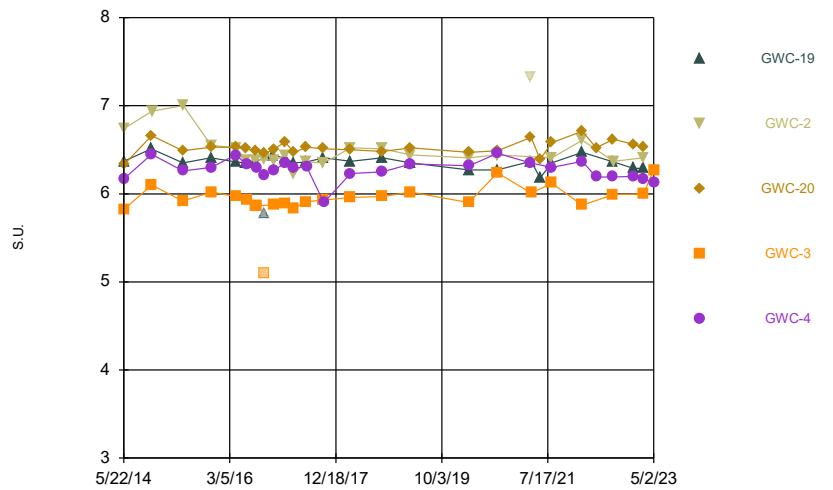
Constituent: pH Analysis Run 5/23/2023 4:54 PM
Plant Scherer Client: Southern Company Data: Scherer Cell 1-CCR

Time Series



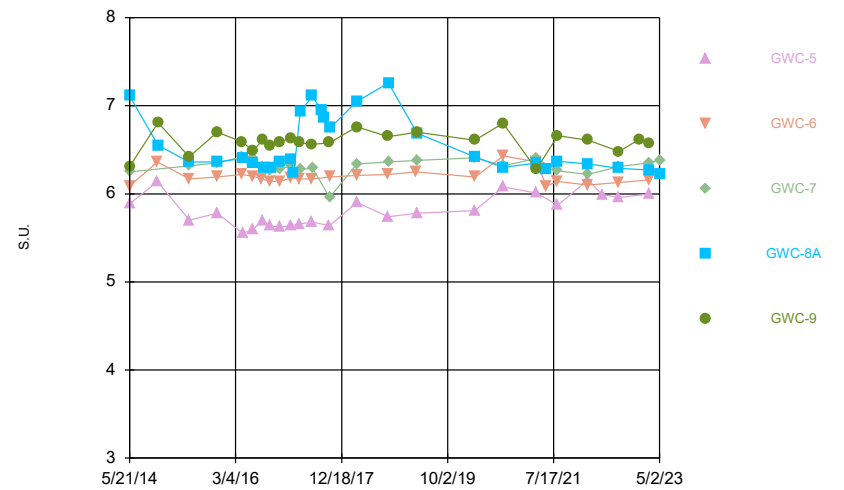
Constituent: pH Analysis Run 5/23/2023 4:54 PM
Plant Scherer Client: Southern Company Data: Scherer Cell 1-CCR

Time Series



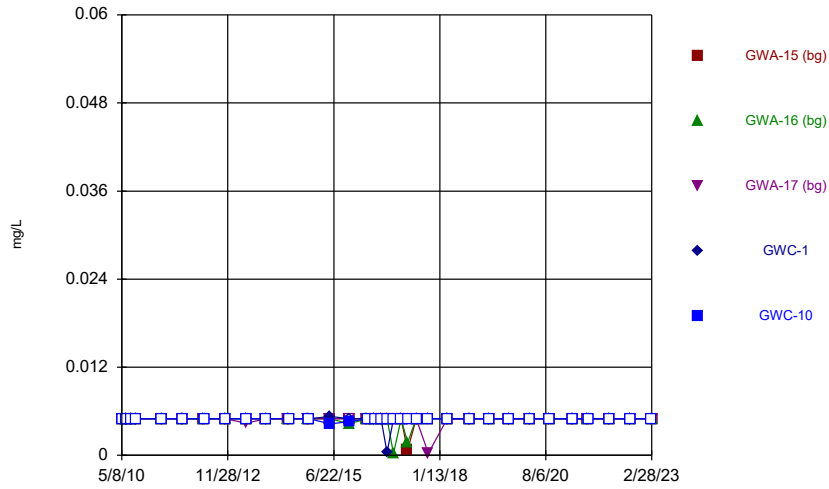
Constituent: pH Analysis Run 5/23/2023 4:54 PM
Plant Scherer Client: Southern Company Data: Scherer Cell 1-CCR

Time Series



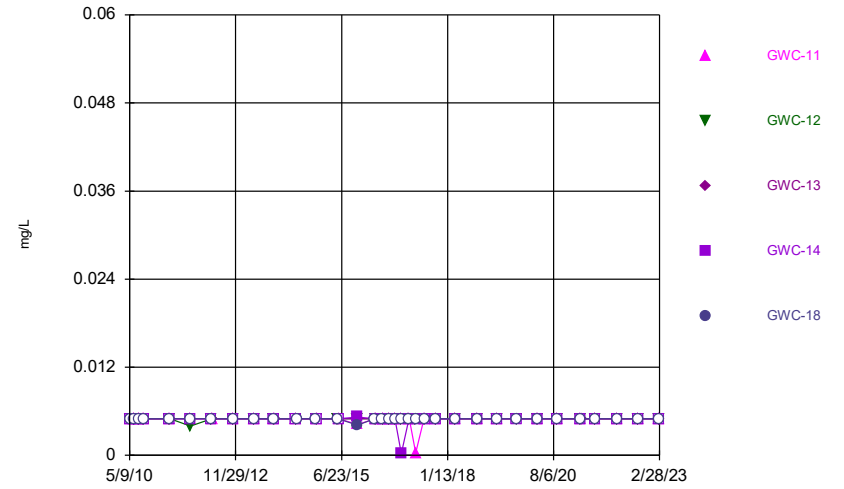
Constituent: pH Analysis Run 5/23/2023 4:54 PM
Plant Scherer Client: Southern Company Data: Scherer Cell 1-CCR

Time Series



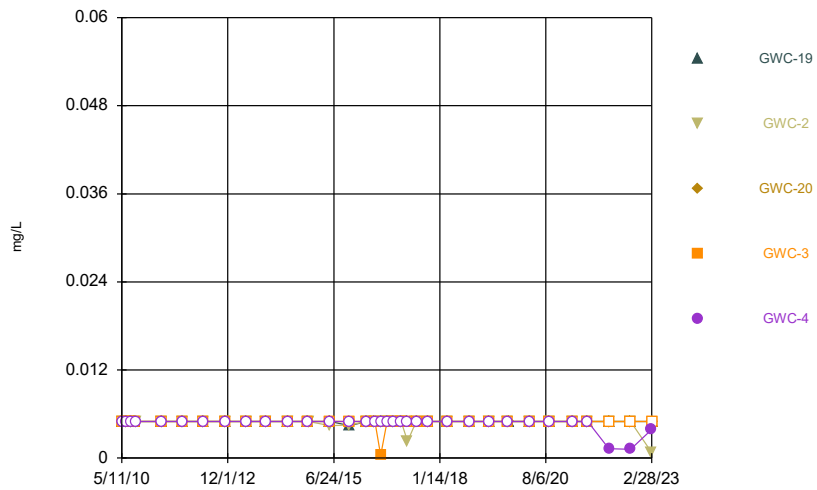
Constituent: Seleniun, Total Analysis Run 5/23/2023 4:54 PM
Plant Scherer Client: Southern Company Data: Scherer Cell 1-CCR

Time Series



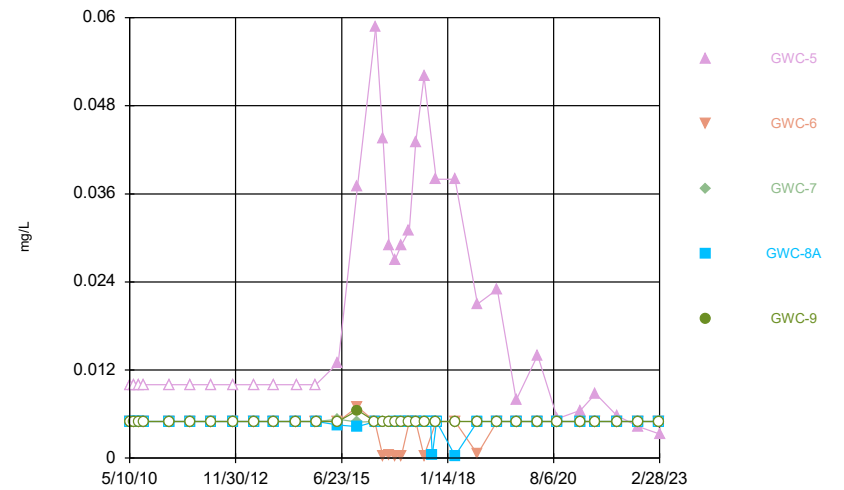
Constituent: Seleniun, Total Analysis Run 5/23/2023 4:54 PM
Plant Scherer Client: Southern Company Data: Scherer Cell 1-CCR

Time Series



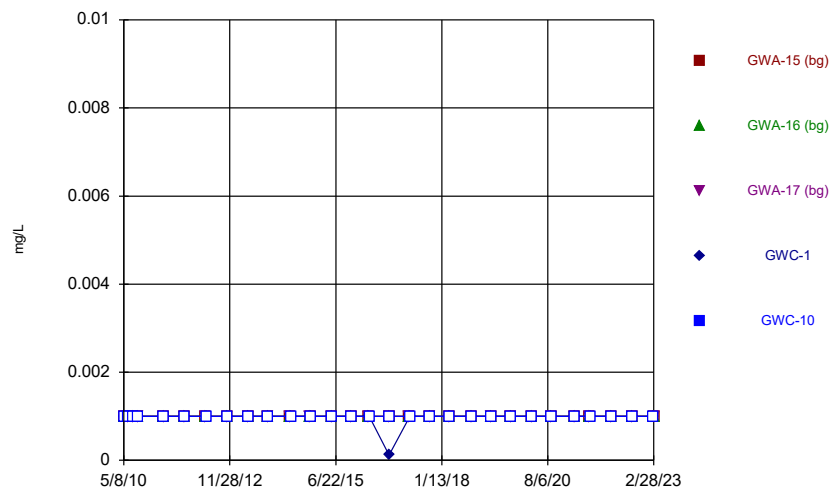
Constituent: Seleniun, Total Analysis Run 5/23/2023 4:54 PM
Plant Scherer Client: Southern Company Data: Scherer Cell 1-CCR

Time Series



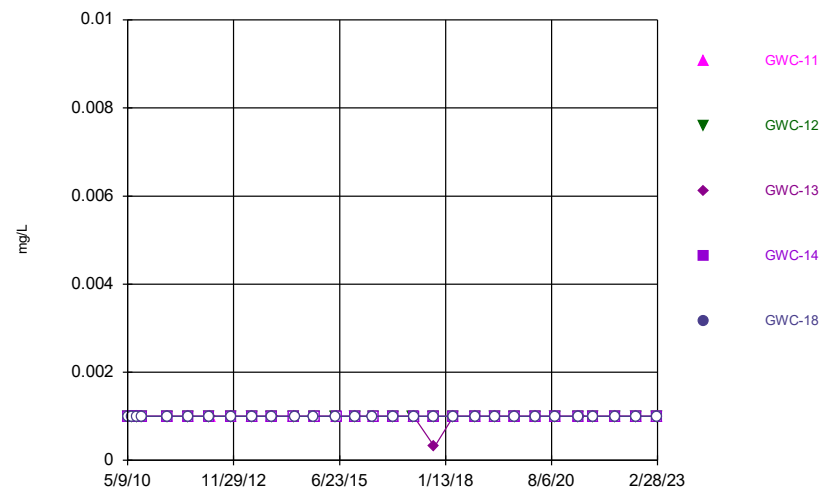
Constituent: Seleniun, Total Analysis Run 5/23/2023 4:54 PM
Plant Scherer Client: Southern Company Data: Scherer Cell 1-CCR

Time Series



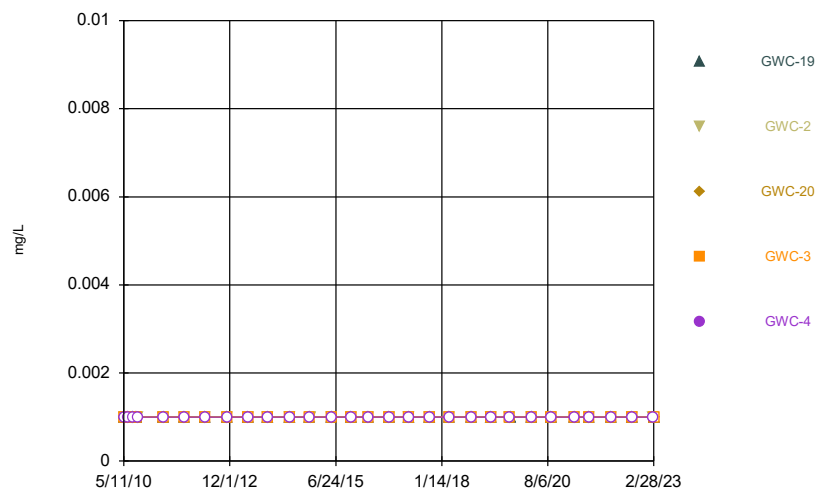
Constituent: Silver Analysis Run 5/23/2023 4:54 PM
Plant Scherer Client: Southern Company Data: Scherer Cell 1-CCR

Time Series



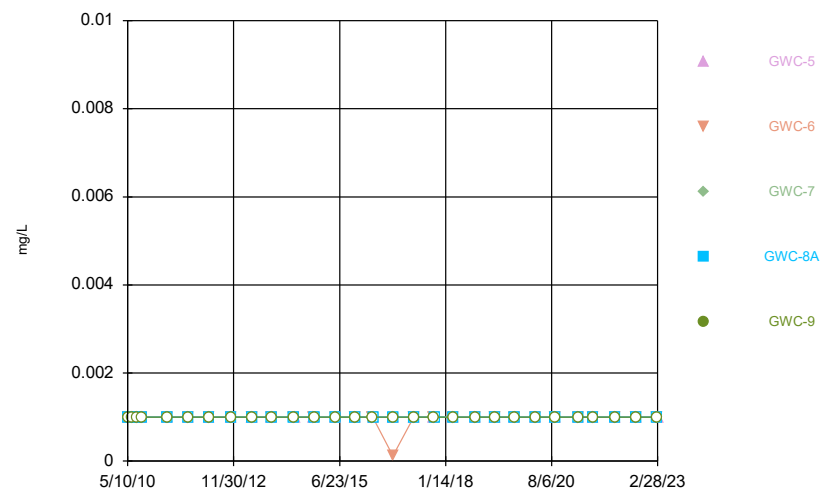
Constituent: Silver Analysis Run 5/23/2023 4:54 PM
Plant Scherer Client: Southern Company Data: Scherer Cell 1-CCR

Time Series



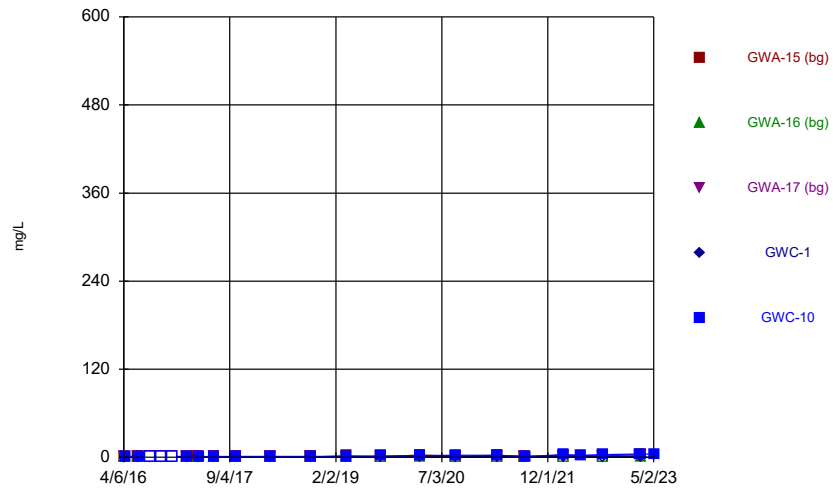
Constituent: Silver Analysis Run 5/23/2023 4:54 PM
Plant Scherer Client: Southern Company Data: Scherer Cell 1-CCR

Time Series



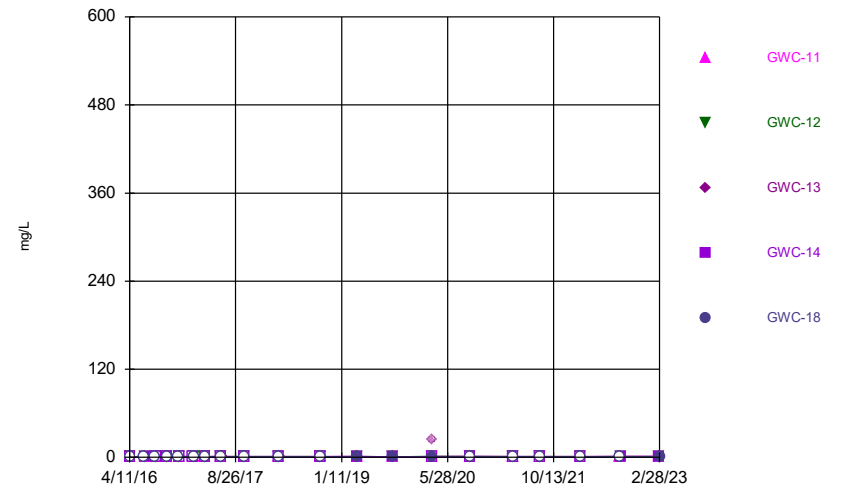
Constituent: Silver Analysis Run 5/23/2023 4:54 PM
Plant Scherer Client: Southern Company Data: Scherer Cell 1-CCR

Time Series



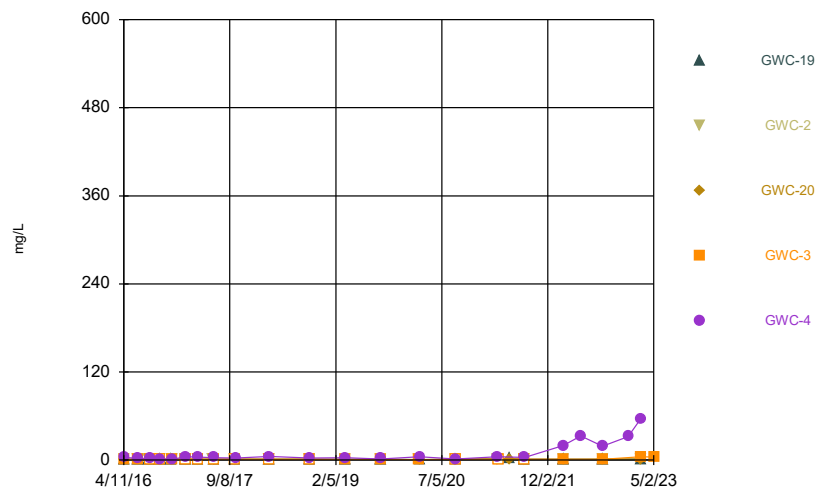
Constituent: Sulfate Analysis Run 5/23/2023 4:55 PM
Plant Scherer Client: Southern Company Data: Scherer Cell 1-CCR

Time Series



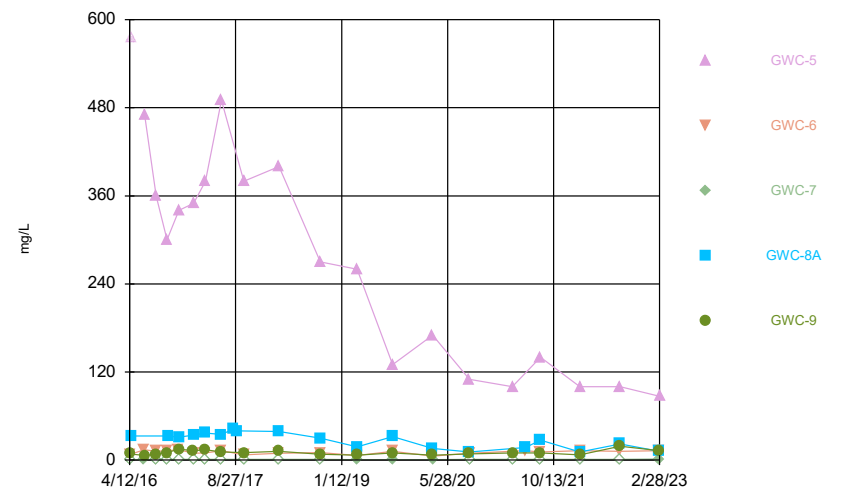
Constituent: Sulfate Analysis Run 5/23/2023 4:55 PM
Plant Scherer Client: Southern Company Data: Scherer Cell 1-CCR

Time Series



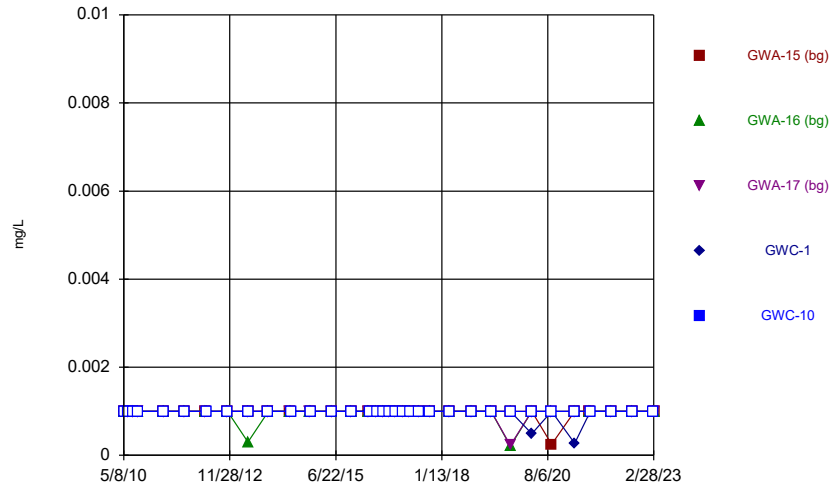
Constituent: Sulfate Analysis Run 5/23/2023 4:55 PM
Plant Scherer Client: Southern Company Data: Scherer Cell 1-CCR

Time Series



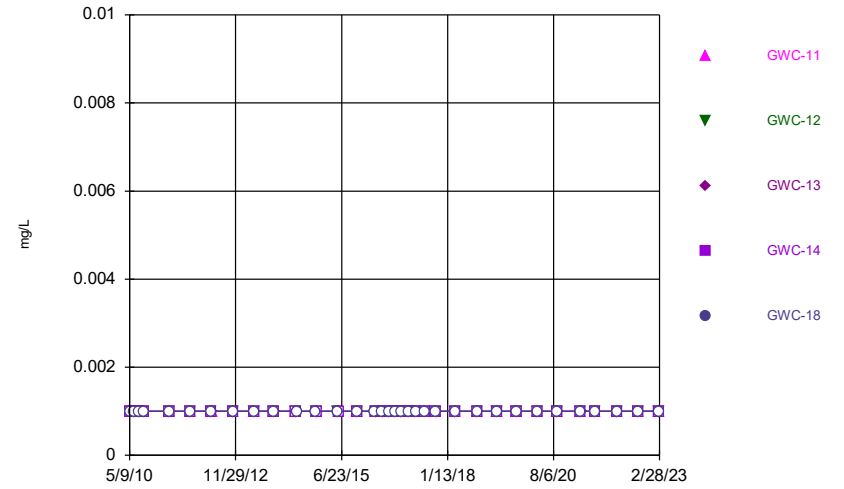
Constituent: Sulfate Analysis Run 5/23/2023 4:55 PM
Plant Scherer Client: Southern Company Data: Scherer Cell 1-CCR

Time Series



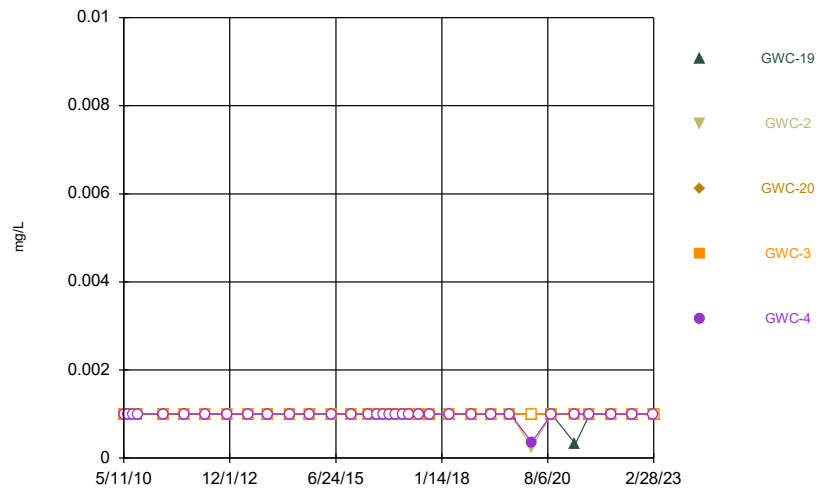
Constituent: Thallium, Total Analysis Run 5/23/2023 4:55 PM
Plant Scherer Client: Southern Company Data: Scherer Cell 1-CCR

Time Series



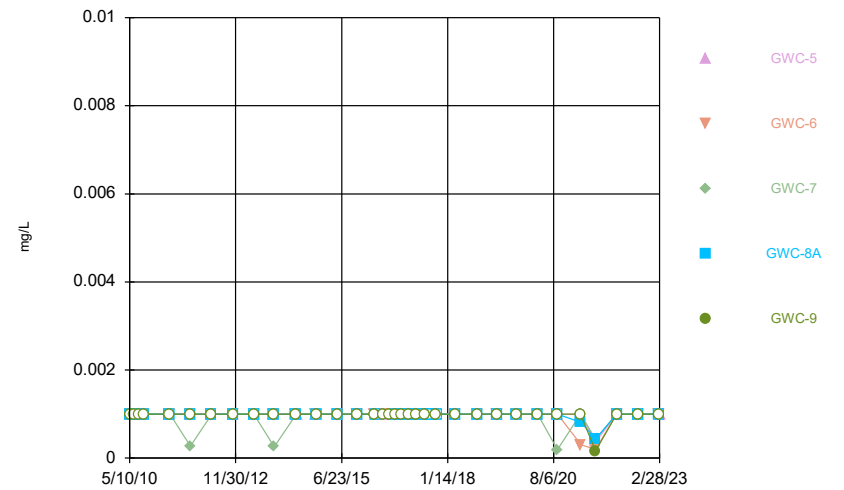
Constituent: Thallium, Total Analysis Run 5/23/2023 4:55 PM
Plant Scherer Client: Southern Company Data: Scherer Cell 1-CCR

Time Series



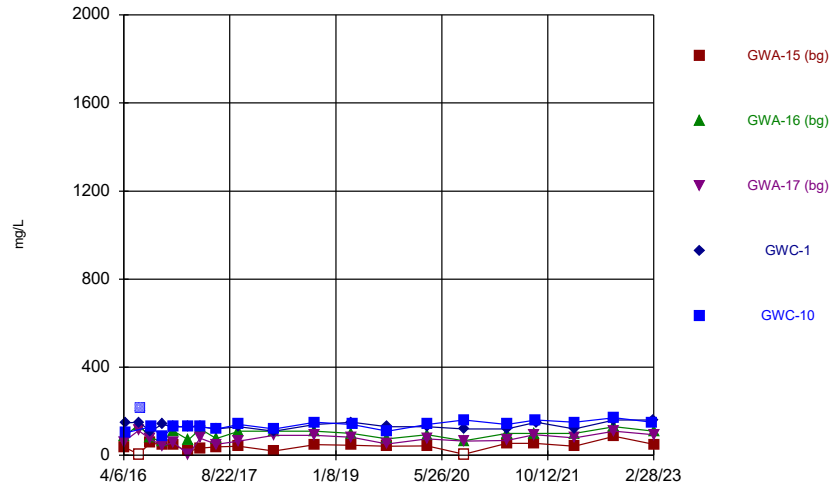
Constituent: Thallium, Total Analysis Run 5/23/2023 4:55 PM
Plant Scherer Client: Southern Company Data: Scherer Cell 1-CCR

Time Series



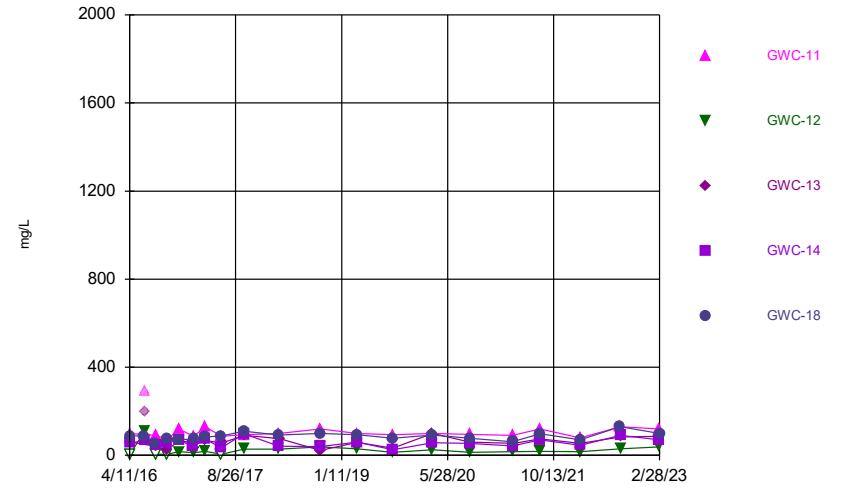
Constituent: Thallium, Total Analysis Run 5/23/2023 4:55 PM
Plant Scherer Client: Southern Company Data: Scherer Cell 1-CCR

Time Series



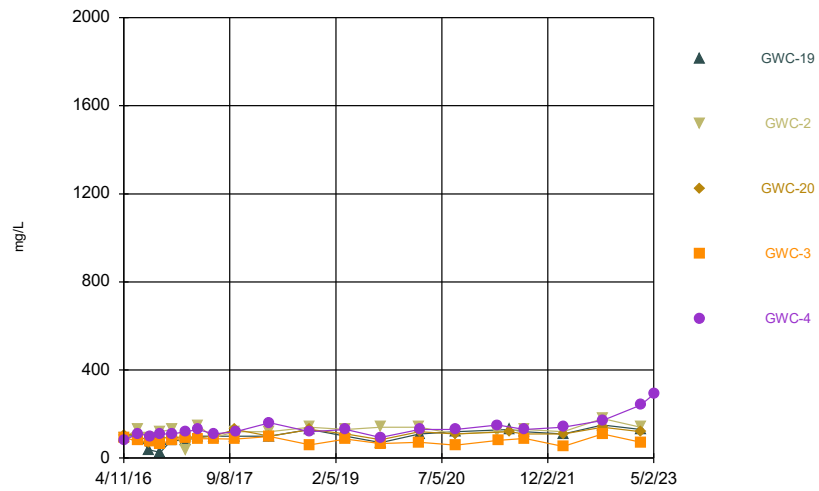
Constituent: Total Dissolved Solids Analysis Run 5/23/2023 4:55 PM
Plant Scherer Client: Southern Company Data: Scherer Cell 1-CCR

Time Series



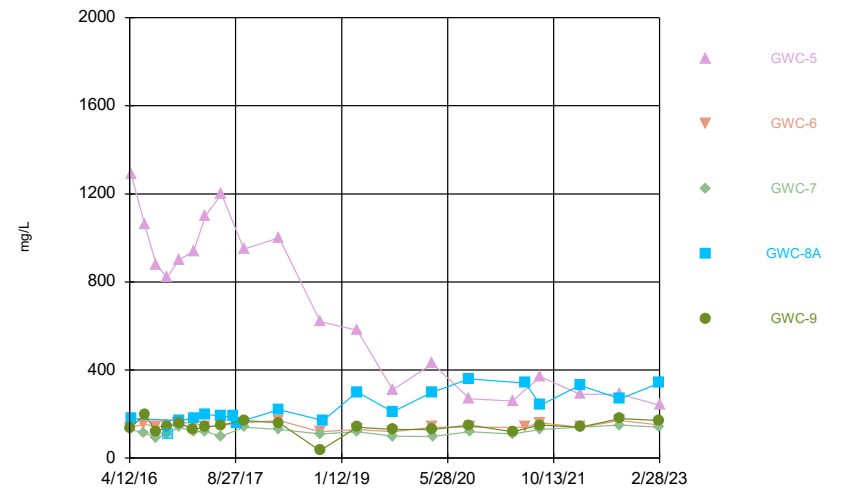
Constituent: Total Dissolved Solids Analysis Run 5/23/2023 4:55 PM
Plant Scherer Client: Southern Company Data: Scherer Cell 1-CCR

Time Series



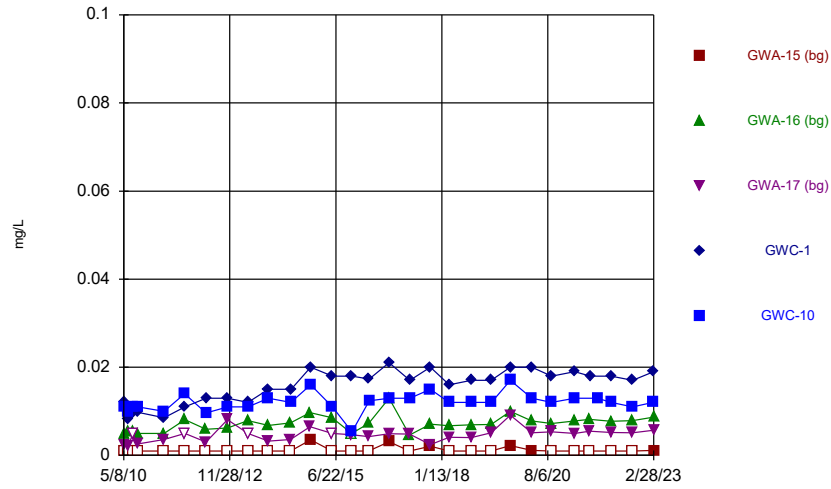
Constituent: Total Dissolved Solids Analysis Run 5/23/2023 4:55 PM
Plant Scherer Client: Southern Company Data: Scherer Cell 1-CCR

Time Series



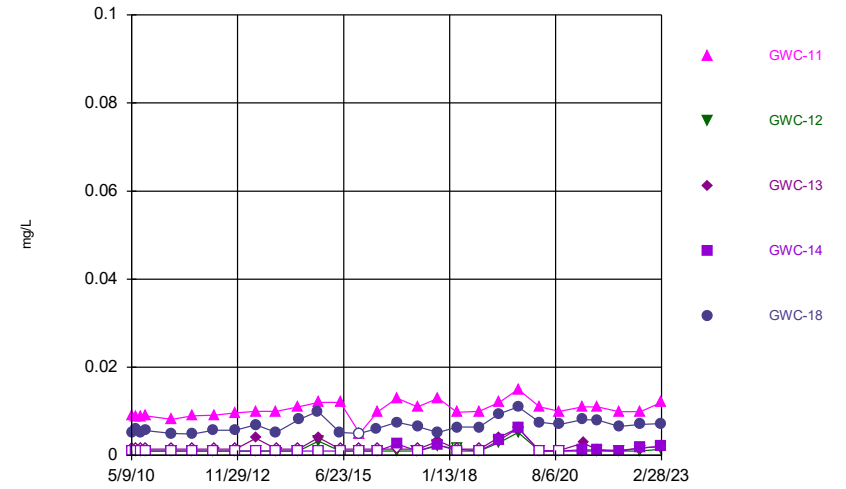
Constituent: Total Dissolved Solids Analysis Run 5/23/2023 4:55 PM
Plant Scherer Client: Southern Company Data: Scherer Cell 1-CCR

Time Series



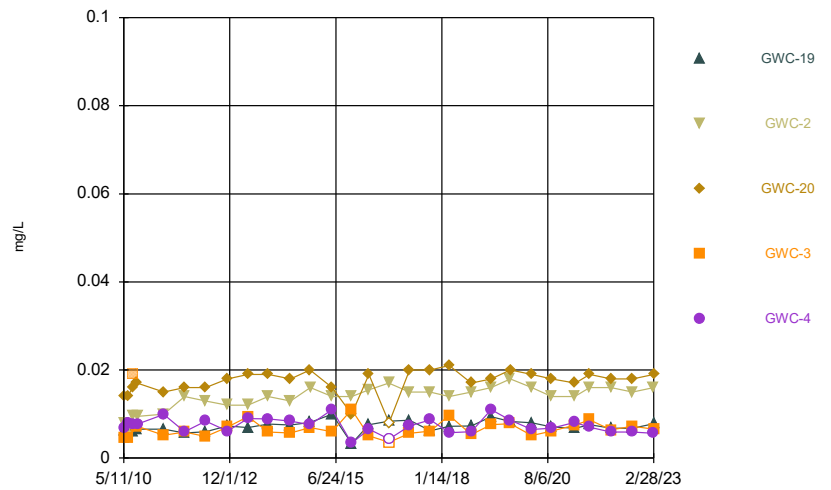
Constituent: Vanadium Analysis Run 5/23/2023 4:55 PM
Plant Scherer Client: Southern Company Data: Scherer Cell 1-CCR

Time Series



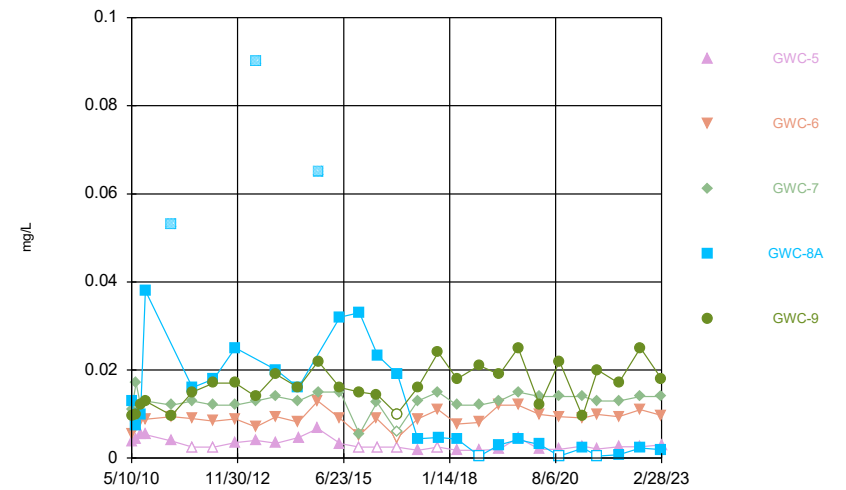
Constituent: Vanadium Analysis Run 5/23/2023 4:55 PM
Plant Scherer Client: Southern Company Data: Scherer Cell 1-CCR

Time Series



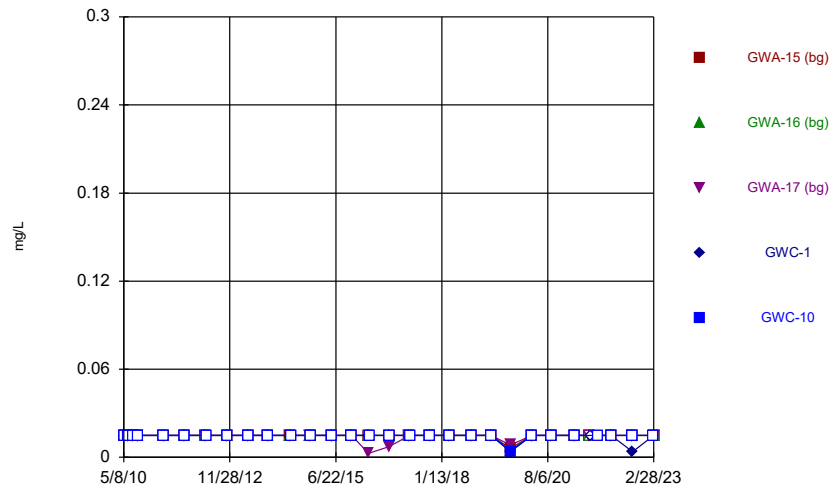
Constituent: Vanadium Analysis Run 5/23/2023 4:55 PM
Plant Scherer Client: Southern Company Data: Scherer Cell 1-CCR

Time Series



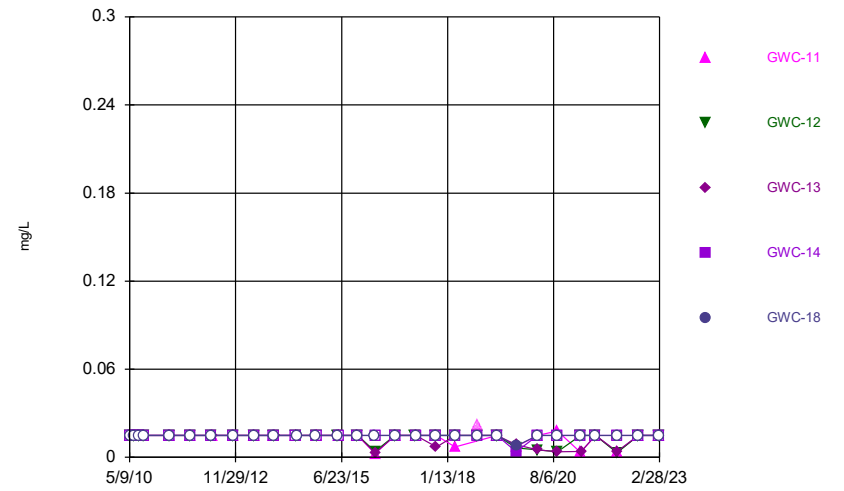
Constituent: Vanadium Analysis Run 5/23/2023 4:55 PM
Plant Scherer Client: Southern Company Data: Scherer Cell 1-CCR

Time Series



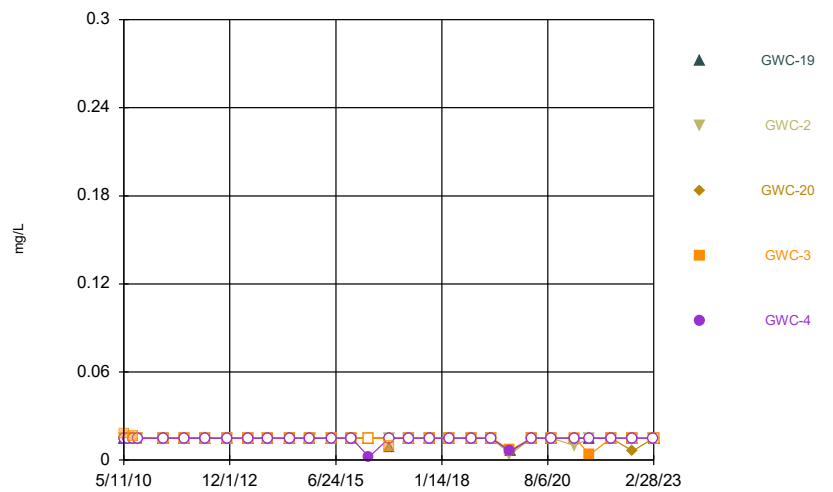
Constituent: Zinc Analysis Run 5/23/2023 4:55 PM
Plant Scherer Client: Southern Company Data: Scherer Cell 1-CCR

Time Series



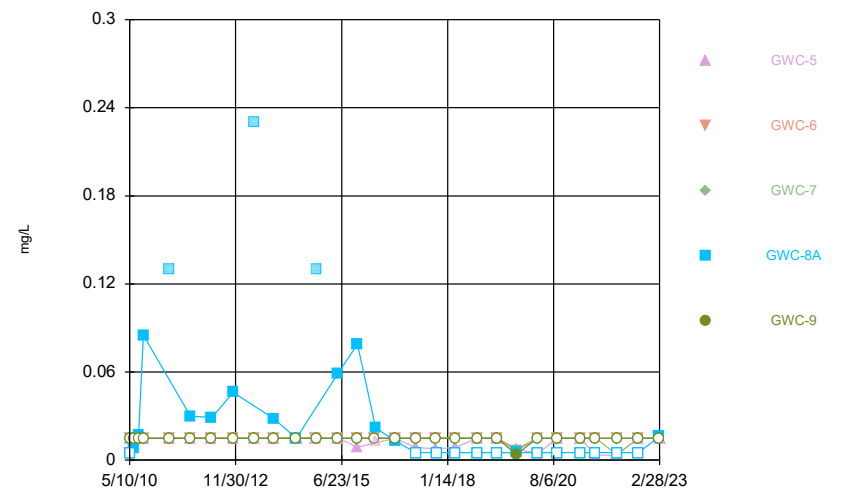
Constituent: Zinc Analysis Run 5/23/2023 4:55 PM
Plant Scherer Client: Southern Company Data: Scherer Cell 1-CCR

Time Series



Constituent: Zinc Analysis Run 5/23/2023 4:55 PM
Plant Scherer Client: Southern Company Data: Scherer Cell 1-CCR

Time Series



Constituent: Zinc Analysis Run 5/23/2023 4:55 PM
Plant Scherer Client: Southern Company Data: Scherer Cell 1-CCR

Time Series

Constituent: Antimony, T Total (mg/L) Analysis Run 5/23/2023 4:57 PM
Plant Scherer Client: Southern Company Data: Scherer Cell 1-CCR

	GWA-15 (bg)	GWA-16 (bg)	GWA-17 (bg)	GWC-1	GWC-10
5/8/2010			<0.002		
5/9/2010	<0.002	<0.002			
5/10/2010					<0.002
5/11/2010				<0.002	
6/16/2010		<0.002	<0.002		<0.002
6/17/2010				<0.002	
6/18/2010	<0.002				
7/26/2010			<0.002		
7/27/2010		<0.002		<0.002	
7/28/2010	<0.002				<0.002
9/7/2010		<0.002	<0.002		
9/8/2010					<0.002
9/9/2010	<0.002			<0.002	
4/28/2011				<0.002	
4/29/2011		<0.002	<0.002		<0.002
4/30/2011	<0.002				
10/27/2011					<0.002
10/28/2011	<0.002	<0.002	<0.002		
10/29/2011				<0.002	
5/2/2012	<0.002	<0.002	<0.002		
5/3/2012				<0.002	
5/4/2012					<0.002
11/9/2012	<0.002	<0.002	<0.002	<0.002	
11/11/2012					<0.002
5/8/2013	<0.002	<0.002	<0.002		
5/9/2013				<0.002	<0.002
11/5/2013	<0.002			<0.002	<0.002
11/6/2013		<0.002	<0.002		
5/20/2014	<0.002	<0.002	<0.002		
5/21/2014					<0.002
5/23/2014				<0.002	
11/8/2014		<0.002	<0.002		
11/12/2014	<0.002				<0.002
11/13/2014				<0.002	
5/22/2015	<0.002	<0.002	<0.002		
5/23/2015				<0.002	<0.002
11/9/2015		<0.002	<0.002		
11/11/2015	<0.002			<0.002	
11/12/2015					<0.002
4/6/2016	<0.002	<0.002	<0.002		
4/12/2016				<0.002	
4/13/2016					<0.002 (D)
6/15/2016	<0.002	<0.002	<0.002		
6/16/2016				<0.002	
6/21/2016					<0.002
8/10/2016	<0.002	<0.002	<0.002		
8/11/2016				<0.002	
8/15/2016					<0.002
10/4/2016	<0.002	<0.002		<0.002	
10/5/2016			<0.002		<0.002
11/29/2016		<0.002	<0.002		
11/30/2016	<0.002			<0.002	

Time Series

Constituent: Antimony, T Total (mg/L) Analysis Run 5/23/2023 4:57 PM
Plant Scherer Client: Southern Company Data: Scherer Cell 1-CCR

	GWA-15 (bg)	GWA-16 (bg)	GWA-17 (bg)	GWC-1	GWC-10
12/1/2016					<0.002
2/7/2017	<0.002	0.001 (J)	<0.002	<0.002	
2/8/2017					<0.002
4/4/2017	<0.002	<0.002	<0.002		
4/5/2017				<0.002	
4/6/2017					<0.002
6/20/2017	<0.002	<0.002	<0.002	<0.002	
6/21/2017					<0.002
10/4/2017	<0.002			<0.002	
10/5/2017		<0.002	<0.002		<0.002
3/20/2018	<0.002 (D)	<0.002	<0.002	<0.002	
3/21/2018					<0.002
10/2/2018	<0.002	<0.002	<0.002	<0.002	<0.002
3/26/2019	<0.002	<0.002	<0.002	<0.002	
3/27/2019					<0.002
9/10/2019	<0.002	<0.002	<0.002	<0.002	
9/11/2019					<0.002
3/18/2020	<0.002	<0.002	<0.002	<0.002	<0.002
9/9/2020	<0.002	<0.002	<0.002	<0.002	<0.002
4/1/2021	<0.002	<0.002	<0.002	<0.002	<0.002
8/11/2021	<0.002	<0.002	<0.002		
8/17/2021					<0.002
8/18/2021				<0.002	
2/15/2022	<0.002	<0.002	<0.002	<0.002	<0.002
8/24/2022			<0.002	<0.002	
8/25/2022	<0.002	<0.002			<0.002
2/21/2023					<0.002
2/27/2023				<0.002	
2/28/2023	<0.002	<0.002	<0.002		

Time Series

Constituent: Antimony, T Total (mg/L) Analysis Run 5/23/2023 4:57 PM
 Plant Scherer Client: Southern Company Data: Scherer Cell 1-CCR

	GWC-11	GWC-12	GWC-13	GWC-14	GWC-18
5/9/2010		<0.002	<0.002	<0.002	
5/10/2010	<0.002				<0.002
6/16/2010	<0.002				<0.002
6/18/2010		<0.002	<0.002	<0.002	
7/26/2010					<0.002
7/27/2010	<0.002	<0.002			
7/28/2010				<0.002	
7/29/2010			<0.002		
9/7/2010					<0.002
9/8/2010	<0.002	<0.002			
9/9/2010			<0.002	<0.002	
4/26/2011			<0.002		
4/29/2011	<0.002	<0.002			<0.002
4/30/2011				<0.002	
10/27/2011	<0.002				
10/28/2011		<0.002	<0.002	<0.002	<0.002
5/2/2012					<0.002
5/3/2012		<0.002		<0.002	
5/4/2012	<0.002		<0.002		
11/9/2012					<0.002
11/10/2012	<0.002	<0.002		<0.002	
11/11/2012			<0.002		
5/8/2013			<0.002	<0.002	<0.002
5/9/2013	<0.002	<0.002			
11/5/2013				<0.002	
11/6/2013	<0.002	<0.002			<0.002
11/7/2013			<0.002		
5/20/2014	<0.002	<0.002	<0.002	<0.002	
5/23/2014					<0.002
11/8/2014					<0.002
11/12/2014	<0.002	<0.002	<0.002	<0.002	
5/22/2015					<0.002
5/23/2015		<0.002			
5/24/2015	<0.002		<0.002	<0.002	
11/10/2015					<0.002
11/11/2015				<0.002	
11/12/2015	<0.002	<0.002	<0.002		
4/11/2016					<0.002
4/13/2016	<0.002 (D)	0.000646 (JD)	<0.002 (D)	<0.002 (D)	
6/16/2016					0.00018 (J)
6/21/2016	<0.002	<0.002	<0.002	<0.002	
8/11/2016					<0.002
8/15/2016	<0.002	<0.002	<0.002	<0.002	
10/4/2016				<0.002	
10/5/2016	<0.002	<0.002			<0.002
10/7/2016			<0.002		
11/29/2016					<0.002
12/1/2016	<0.002	<0.002	<0.002	<0.002	
2/7/2017				<0.002	
2/8/2017	<0.002	<0.002			<0.002
2/9/2017			<0.002		
4/5/2017		<0.002			

Time Series

Constituent: Antimony, T Total (mg/L) Analysis Run 5/23/2023 4:57 PM
Plant Scherer Client: Southern Company Data: Scherer Cell 1-CCR

	GWC-11	GWC-12	GWC-13	GWC-14	GWC-18
4/6/2017	<0.002		<0.002	<0.002	<0.002
6/20/2017	<0.002	<0.002		<0.002	
6/21/2017					<0.002
6/22/2017			<0.002		
10/5/2017	<0.002	<0.002		<0.002	<0.002
10/6/2017			<0.002		
3/20/2018				<0.002	<0.002
3/21/2018	<0.002	<0.002 (D)			
3/22/2018			<0.002		
10/2/2018	<0.002	<0.002		<0.002	<0.002
10/3/2018			<0.002		
3/26/2019		<0.002	<0.002	<0.002	<0.002
3/27/2019	<0.002				
9/11/2019	<0.002	<0.002	<0.002	<0.002	0.00039 (J)
3/18/2020	<0.002	<0.002	<0.002	<0.002	<0.002
9/9/2020				<0.002	<0.002
9/10/2020	<0.002	<0.002	<0.002		
4/1/2021	<0.002	<0.002		<0.002	<0.002
4/6/2021			<0.002		
8/11/2021	<0.002	<0.002	<0.002	<0.002	<0.002
2/16/2022	<0.002	<0.002	<0.002	<0.002	<0.002
8/25/2022	<0.002				<0.002
8/26/2022		<0.002	<0.002	<0.002	
2/27/2023	<0.002	<0.002	<0.002	<0.002	
2/28/2023					<0.002

Time Series

Constituent: Antimony, T Total (mg/L) Analysis Run 5/23/2023 4:57 PM

Plant Scherer Client: Southern Company Data: Scherer Cell 1-CCR

	GWC-19	GWC-2	GWC-20	GWC-3	GWC-4
5/11/2010	<0.002	<0.002	<0.002	<0.002	<0.002
6/16/2010	<0.002				
6/17/2010			<0.002	<0.002	<0.002
6/19/2010		<0.002			
7/27/2010	<0.002	<0.002	<0.002		
7/28/2010				<0.002	<0.002
9/7/2010	<0.002		<0.002	<0.002	
9/8/2010					<0.002
9/9/2010		<0.002			
4/28/2011		<0.002			<0.002
4/29/2011	<0.002		<0.002	<0.002	
10/28/2011	<0.002	<0.002	<0.002	<0.002	
10/29/2011					<0.002
5/2/2012	<0.002				
5/3/2012		<0.002	<0.002	<0.002	<0.002
11/9/2012	<0.002	<0.002		<0.002	
11/10/2012			<0.002		<0.002
5/9/2013	<0.002	<0.002	<0.002		
5/10/2013				<0.002	<0.002
11/5/2013		<0.002			
11/6/2013	<0.002		<0.002	<0.002	<0.002
5/22/2014	<0.002	<0.002	<0.002	<0.002	<0.002
11/8/2014	<0.002				
11/9/2014			<0.002	<0.002	<0.002
11/13/2014		<0.002			
5/22/2015				<0.002	<0.002
5/23/2015	<0.002				
5/24/2015		<0.002	<0.002		
11/10/2015	<0.002	<0.002	<0.002	<0.002	
11/11/2015		<0.002			<0.002
4/11/2016	<0.002				
4/12/2016		<0.002	<0.002	<0.002 (D)	<0.002
6/16/2016	0.00014 (J)	<0.002	<0.002		
6/20/2016				0.0002 (J)	<0.002
8/11/2016	<0.002	<0.002	<0.002		
8/12/2016				<0.002	<0.002
10/4/2016		<0.002			
10/5/2016	<0.002		<0.002	<0.002	
10/6/2016					<0.002
11/29/2016	<0.002				
11/30/2016		<0.002	<0.002	<0.002	<0.002
2/7/2017		<0.002			
2/8/2017	<0.002		<0.002	<0.002	<0.002
4/5/2017	<0.002				
4/6/2017		<0.002	<0.002	<0.002	<0.002
6/20/2017		<0.002			
6/21/2017	<0.002		<0.002	<0.002	
6/22/2017					<0.002
10/4/2017		<0.002			
10/5/2017	<0.002		<0.002	<0.002	
10/6/2017					<0.002
3/20/2018	<0.002	<0.002			

Time Series

Constituent: Antimony, T Total (mg/L) Analysis Run 5/23/2023 4:57 PM
Plant Scherer Client: Southern Company Data: Scherer Cell 1-CCR

	GWC-19	GWC-2	GWC-20	GWC-3	GWC-4
3/21/2018			<0.002	<0.002	<0.002
10/2/2018	<0.002	<0.002			
10/3/2018			<0.002	<0.002	<0.002
3/26/2019	<0.002	<0.002	<0.002	<0.002	<0.002
9/10/2019		0.00042 (J)		<0.002	<0.002
9/12/2019	<0.002		<0.002		
3/18/2020		<0.002		<0.002	
3/19/2020	<0.002		<0.002		<0.002
9/9/2020	<0.002	<0.002			
9/10/2020			<0.002	<0.002	<0.002
4/1/2021		0.0013 (J)			
4/2/2021					<0.002
4/5/2021	<0.002		<0.002		
4/6/2021				<0.002	
8/11/2021	<0.002		<0.002		
8/12/2021		<0.002		<0.002	<0.002
2/15/2022		<0.002		<0.002	<0.002
2/16/2022	<0.002		<0.002		
8/25/2022	<0.002		<0.002	<0.002	0.00058 (J)
8/26/2022		<0.002			
2/27/2023		<0.002			<0.002
2/28/2023	<0.002		<0.002	<0.002	

Time Series

Constituent: Antimony, T Total (mg/L) Analysis Run 5/23/2023 4:57 PM
Plant Scherer Client: Southern Company Data: Scherer Cell 1-CCR

	GWC-5	GWC-6	GWC-7	GWC-8A	GWC-9
5/10/2010			<0.002	<0.002	<0.002
5/11/2010	<0.002	<0.002			
6/16/2010					<0.002
6/18/2010	<0.002	<0.002	<0.002		
6/19/2010				<0.002	
7/27/2010	<0.002	<0.002			<0.002
7/28/2010			<0.002	<0.002	
9/8/2010				<0.002	<0.002
9/9/2010	<0.002	<0.002	<0.002		
4/29/2011	<0.002				<0.002
4/30/2011		<0.002	<0.002	<0.002	
10/27/2011				<0.002	<0.002
10/28/2011	<0.002				
10/29/2011		<0.002	<0.002		
5/3/2012					<0.002
5/4/2012	<0.002	<0.002	<0.002	<0.002	
11/10/2012	<0.002	<0.002	<0.002		
11/11/2012				<0.002	<0.002
5/9/2013	<0.002	<0.002	<0.002		<0.002
5/10/2013				<0.002	
11/6/2013	<0.002				<0.002
11/7/2013		<0.002	<0.002	<0.002	
5/21/2014		<0.002	<0.002	<0.002	<0.002
5/22/2014	<0.002				
11/9/2014	<0.002	<0.002			
11/12/2014			<0.002		<0.002
11/13/2014				<0.002	
5/23/2015				<0.002	<0.002
5/24/2015	<0.002	<0.002	<0.002		
11/11/2015	<0.002	<0.002	<0.002	<0.002	
11/12/2015					<0.002
4/12/2016		<0.002			
4/13/2016			<0.002 (D)		<0.002 (D)
4/19/2016	<0.002			<0.002	
6/20/2016		<0.002	0.0002 (J)		
6/22/2016	<0.002				<0.002
8/12/2016		<0.002			
8/15/2016			<0.002		<0.002
8/16/2016	<0.002				
10/6/2016	<0.002	<0.002	<0.002		<0.002
10/10/2016				<0.002	
11/30/2016		<0.002			
12/1/2016	<0.002		<0.002	<0.002	<0.002
2/8/2017					<0.002
2/9/2017	<0.002	<0.002	<0.002	<0.002	
4/6/2017	<0.002	<0.002			<0.002
4/7/2017			<0.002	<0.002	
6/21/2017	<0.002	<0.002		<0.002	<0.002
6/22/2017			<0.002		
8/15/2017				<0.002	
9/1/2017				<0.002	
10/5/2017	<0.002				<0.002

Time Series

Constituent: Antimony, T Total (mg/L) Analysis Run 5/23/2023 4:57 PM
Plant Scherer Client: Southern Company Data: Scherer Cell 1-CCR

	GWC-5	GWC-6	GWC-7	GWC-8A	GWC-9
10/6/2017		<0.002	<0.002		
10/9/2017				<0.002	
3/21/2018		<0.002			<0.002
3/22/2018	<0.002		<0.002	<0.002	
10/2/2018					<0.002
10/3/2018	<0.002	<0.002			
10/4/2018			<0.002	<0.002	
3/26/2019		<0.002			
3/27/2019	<0.002		<0.002	<0.002	<0.002
9/11/2019	<0.002	<0.002	<0.002	<0.002	<0.002
3/18/2020	<0.002	<0.002		<0.002	<0.002
3/19/2020			<0.002		
9/9/2020	<0.002			<0.002	<0.002
9/10/2020		<0.002	<0.002		
4/1/2021	<0.002		<0.002		<0.002
4/5/2021		<0.002		<0.002	
8/11/2021		<0.002	<0.002		
8/12/2021	<0.002			<0.002	<0.002
2/15/2022	<0.002	<0.002	<0.002	<0.002	<0.002
8/25/2022	<0.002	<0.002	<0.002	<0.002	<0.002
2/27/2023		<0.002	<0.002	<0.002	<0.002
2/28/2023	<0.002				

Time Series

Constituent: Arsenic, Total (mg/L) Analysis Run 5/23/2023 4:57 PM
 Plant Scherer Client: Southern Company Data: Scherer Cell 1-CCR

	GWA-15 (bg)	GWA-16 (bg)	GWA-17 (bg)	GWC-1	GWC-10
5/8/2010			<0.001		
5/9/2010	<0.001	<0.001			
5/10/2010					<0.001
5/11/2010				<0.001	
6/16/2010		<0.001	<0.001		<0.001
6/17/2010				<0.001	
6/18/2010	<0.001				
7/26/2010			<0.001		
7/27/2010		<0.001		<0.001	
7/28/2010	<0.001				<0.001
9/7/2010		<0.001	<0.001		
9/8/2010					<0.001
9/9/2010	<0.001			<0.001	
4/28/2011				<0.001	
4/29/2011		<0.001	<0.001		<0.001
4/30/2011	<0.001				
10/27/2011					<0.001
10/28/2011	<0.001	<0.001	<0.001		
10/29/2011				<0.001	
5/2/2012	<0.001	<0.001	<0.001		
5/3/2012				<0.001	
5/4/2012					<0.001
11/9/2012	<0.001	<0.001	<0.001	<0.001	
11/11/2012					<0.001
5/8/2013	<0.001	<0.001	<0.001		
5/9/2013				<0.001	<0.001
11/5/2013	<0.001			<0.001	<0.001
11/6/2013		<0.001	<0.001		
5/20/2014	<0.001	<0.001	<0.001		
5/21/2014					<0.001
5/23/2014				<0.001	
11/8/2014		<0.001	<0.001		
11/12/2014	<0.001				<0.001
11/13/2014				<0.001	
5/22/2015	<0.001	<0.001	<0.001		
5/23/2015				<0.001	<0.001
11/9/2015		<0.001	<0.001		
11/11/2015	<0.001			<0.001	
11/12/2015					<0.001
4/6/2016	<0.001	<0.001	<0.001		
4/12/2016				<0.001	
4/13/2016					<0.001 (D)
6/15/2016	<0.001	<0.001	<0.001		
6/16/2016				6E-05 (J)	
6/21/2016					<0.001
8/10/2016	<0.001	<0.001	<0.001		
8/11/2016				<0.001	
8/15/2016					<0.001
10/4/2016	<0.001	<0.001		0.00079	
10/5/2016			<0.001		<0.001
11/29/2016		<0.001	<0.001		
11/30/2016	<0.001			<0.001	

Time Series

Constituent: Arsenic, Total (mg/L) Analysis Run 5/23/2023 4:57 PM
Plant Scherer Client: Southern Company Data: Scherer Cell 1-CCR

	GWA-15 (bg)	GWA-16 (bg)	GWA-17 (bg)	GWC-1	GWC-10
12/1/2016					<0.001
2/7/2017	<0.001	<0.001	<0.001	<0.001	
2/8/2017					<0.001
4/4/2017	<0.001	<0.001	<0.001		
4/5/2017				<0.001	
4/6/2017					<0.001
6/20/2017	<0.001	<0.001	<0.001	<0.001	
6/21/2017					<0.001
10/4/2017	<0.001			<0.001	
10/5/2017		<0.001	<0.001		<0.001
3/20/2018	<0.001 (D)	<0.001	<0.001	<0.001	
3/21/2018					<0.001
10/2/2018	<0.001	<0.001	<0.001	<0.001	<0.001
3/26/2019	<0.001	<0.001	<0.001	<0.001	
3/27/2019					<0.001
9/10/2019	0.00032 (J)	0.00049 (J)	0.00069 (J)	0.00033 (J)	
9/11/2019					0.00055 (J)
3/18/2020	<0.001	<0.001	<0.001	<0.001	<0.001
9/9/2020	<0.001	<0.001	<0.001	<0.001	<0.001
4/1/2021	<0.001	<0.001	<0.001	<0.001	<0.001
8/11/2021	<0.001	<0.001	<0.001		
8/17/2021					<0.001
8/18/2021				<0.001	
2/15/2022	<0.001	<0.001	<0.001	<0.001	<0.001
8/24/2022			<0.001	<0.001	
8/25/2022	<0.001	<0.001			<0.001
2/21/2023					<0.001
2/27/2023				<0.001	
2/28/2023	<0.001	<0.001	<0.001		

Time Series

Constituent: Arsenic, Total (mg/L) Analysis Run 5/23/2023 4:57 PM
 Plant Scherer Client: Southern Company Data: Scherer Cell 1-CCR

	GWC-11	GWC-12	GWC-13	GWC-14	GWC-18
5/9/2010		<0.001	<0.001	<0.001	
5/10/2010	<0.001				<0.001
6/16/2010	<0.001				<0.001
6/18/2010		<0.001	<0.001	<0.001	
7/26/2010					<0.001
7/27/2010	<0.001	<0.001			
7/28/2010				<0.001	
7/29/2010			<0.001		
9/7/2010					<0.001
9/8/2010	<0.001	<0.001			
9/9/2010			<0.001	<0.001	
4/26/2011			<0.001		
4/29/2011	<0.001	<0.001			<0.001
4/30/2011				<0.001	
10/27/2011	<0.001				
10/28/2011		<0.001	<0.001	<0.001	<0.001
5/2/2012					<0.001
5/3/2012		<0.001		<0.001	
5/4/2012	<0.001		<0.001		
11/9/2012					<0.001
11/10/2012	<0.001	<0.001		<0.001	
11/11/2012			<0.001		
5/8/2013			<0.001	<0.001	<0.001
5/9/2013	<0.001	<0.001			
11/5/2013				<0.001	
11/6/2013	<0.001	<0.001			<0.001
11/7/2013			<0.001		
5/20/2014	<0.001	<0.001	<0.001	<0.001	
5/23/2014					<0.001
11/8/2014					<0.001
11/12/2014	<0.001	<0.001	<0.001	<0.001	
5/22/2015					<0.001
5/23/2015		<0.001			
5/24/2015	<0.001		<0.001	<0.001	
11/10/2015					<0.001
11/11/2015				<0.001	
11/12/2015	<0.001	<0.001	<0.001		
4/11/2016					<0.001
4/13/2016	<0.001 (D)	<0.001 (D)	<0.001 (D)	<0.001 (D)	
6/16/2016					<0.001
6/21/2016	<0.001	<0.001	<0.001	<0.001	
8/11/2016					<0.001
8/15/2016	<0.001	<0.001	<0.001	<0.001	
10/4/2016				<0.001	
10/5/2016	<0.001	<0.001			<0.001
10/7/2016			<0.001		
11/29/2016					<0.001
12/1/2016	<0.001	<0.001	<0.001	<0.001	
2/7/2017				<0.001	
2/8/2017	<0.001	<0.001			<0.001
2/9/2017			<0.001		
4/5/2017		<0.001			

Time Series

Constituent: Arsenic, Total (mg/L) Analysis Run 5/23/2023 4:57 PM
Plant Scherer Client: Southern Company Data: Scherer Cell 1-CCR

	GWC-11	GWC-12	GWC-13	GWC-14	GWC-18
4/6/2017	<0.001		<0.001	<0.001	<0.001
6/20/2017	<0.001	<0.001		<0.001	
6/21/2017					<0.001
6/22/2017			<0.001		
10/5/2017	<0.001	<0.001		<0.001	<0.001
10/6/2017			<0.001		
3/20/2018				<0.001	<0.001
3/21/2018	<0.001	<0.001 (D)			
3/22/2018			<0.001		
10/2/2018	<0.001	<0.001		<0.001	<0.001
10/3/2018			<0.001		
3/26/2019		<0.001	<0.001	<0.001	<0.001
3/27/2019	<0.001				
9/11/2019	0.00045 (J)	0.00038 (J)	0.00042 (J)	0.00045 (J)	0.00043 (J)
3/18/2020	<0.001	<0.001	<0.001	<0.001	<0.001
9/9/2020				<0.001	<0.001
9/10/2020	<0.001	<0.001	<0.001		
4/1/2021	<0.001	<0.001		<0.001	<0.001
4/6/2021			<0.001		
8/11/2021	<0.001	<0.001	<0.001	<0.001	<0.001
2/16/2022	<0.001	<0.001	<0.001	<0.001	<0.001
8/25/2022	<0.001				<0.001
8/26/2022		<0.001	<0.001	<0.001	
2/27/2023	<0.001	<0.001	<0.001	<0.001	
2/28/2023					<0.001

Time Series

Constituent: Arsenic, Total (mg/L) Analysis Run 5/23/2023 4:57 PM
 Plant Scherer Client: Southern Company Data: Scherer Cell 1-CCR

	GWC-19	GWC-2	GWC-20	GWC-3	GWC-4
5/11/2010	<0.001	<0.001	<0.001	<0.001	<0.001
6/16/2010	<0.001				
6/17/2010			<0.001	<0.001	<0.001
6/19/2010		<0.001			
7/27/2010	<0.001	<0.001	<0.001		
7/28/2010				<0.001	<0.001
9/7/2010	<0.001		<0.001	<0.001	
9/8/2010					<0.001
9/9/2010		<0.001			
4/28/2011		<0.001			<0.001
4/29/2011	<0.001		<0.001	<0.001	
10/28/2011	<0.001	<0.001	<0.001	<0.001	
10/29/2011					<0.001
5/2/2012	<0.001				
5/3/2012		<0.001	<0.001	<0.001	<0.001
11/9/2012	<0.001	<0.001		<0.001	
11/10/2012			<0.001		<0.001
5/9/2013	<0.001	<0.001	<0.001		
5/10/2013				<0.001	<0.001
11/5/2013		<0.001			
11/6/2013	<0.001		<0.001	<0.001	<0.001
5/22/2014	<0.001	<0.001	<0.001	<0.001	<0.001
11/8/2014	<0.001				
11/9/2014			<0.001	<0.001	<0.001
11/13/2014		<0.001			
5/22/2015				<0.001	<0.001
5/23/2015	<0.001				
5/24/2015		<0.001	<0.001		
11/10/2015	<0.001	<0.001	<0.001	<0.001	
11/11/2015		<0.001			<0.001
4/11/2016	<0.001				
4/12/2016		<0.001	<0.001	<0.001 (D)	<0.001
6/16/2016	5.1E-05 (J)	5.5E-05 (J)	5.4E-05 (J)		
6/20/2016				<0.001	<0.001
8/11/2016	<0.001	<0.001	<0.001		
8/12/2016				0.00053 (J)	<0.001
10/4/2016		<0.001			
10/5/2016	<0.001		<0.001	<0.001	
10/6/2016					<0.001
11/29/2016	<0.001				
11/30/2016		<0.001	<0.001	<0.001	<0.001
2/7/2017		<0.001			
2/8/2017	<0.001		<0.001	<0.001	<0.001
4/5/2017	<0.001				
4/6/2017		<0.001	<0.001	<0.001	<0.001
6/20/2017		<0.001			
6/21/2017	<0.001		<0.001	<0.001	
6/22/2017					<0.001
10/4/2017		<0.001			
10/5/2017	<0.001		<0.001	<0.001	
10/6/2017					<0.001
3/20/2018	<0.001	<0.001			

Time Series

Constituent: Arsenic, Total (mg/L) Analysis Run 5/23/2023 4:57 PM
Plant Scherer Client: Southern Company Data: Scherer Cell 1-CCR

	GWC-19	GWC-2	GWC-20	GWC-3	GWC-4
3/21/2018			0.00078	0.00089	<0.001
10/2/2018	<0.001	<0.001			
10/3/2018			<0.001	<0.001	<0.001
3/26/2019	<0.001	<0.001	<0.001	<0.001	<0.001
9/10/2019		0.00038 (J)		0.00032 (J)	0.00032 (J)
9/12/2019	<0.001		<0.001		
3/18/2020		<0.001		<0.001	
3/19/2020	<0.001		<0.001		<0.001
9/9/2020	<0.001	<0.001			
9/10/2020			<0.001	<0.001	<0.001
4/1/2021		<0.001			
4/2/2021					<0.001
4/5/2021	<0.001		<0.001		
4/6/2021				<0.001	
8/11/2021	<0.001		<0.001		
8/12/2021		<0.001		<0.001	<0.001
2/15/2022		<0.001		<0.001	<0.001
2/16/2022	<0.001		<0.001		
8/25/2022	<0.001		<0.001	<0.001	<0.001
8/26/2022		<0.001			
2/27/2023		<0.001			<0.001
2/28/2023	<0.001		<0.001	<0.001	

Time Series

Constituent: Arsenic, Total (mg/L) Analysis Run 5/23/2023 4:57 PM
 Plant Scherer Client: Southern Company Data: Scherer Cell 1-CCR

	GWC-5	GWC-6	GWC-7	GWC-8A	GWC-9
5/10/2010			<0.001	<0.00046	<0.001
5/11/2010	<0.001	<0.001			
6/16/2010					<0.001
6/18/2010	<0.001	<0.001	<0.001		
6/19/2010				<0.00046	
7/27/2010	<0.001	<0.001			<0.001
7/28/2010			<0.001	<0.00046	
9/8/2010				<0.00046	<0.001
9/9/2010	<0.001	<0.001	<0.001		
4/29/2011	<0.001				<0.001
4/30/2011		<0.001	<0.001	<0.00046	
10/27/2011				<0.00046	<0.001
10/28/2011	<0.001				
10/29/2011		<0.001	<0.001		
5/3/2012					<0.001
5/4/2012	<0.001	<0.001	<0.001	<0.00046	
11/10/2012	<0.001	<0.001	<0.001		
11/11/2012				<0.00046	<0.001
5/9/2013	<0.001	<0.001	<0.001		<0.001
5/10/2013				<0.00046	
11/6/2013	<0.001				<0.001
11/7/2013		<0.001	<0.001	<0.00046	
5/21/2014		<0.001	<0.001	<0.00046	<0.001
5/22/2014	<0.001				
11/9/2014	<0.001	<0.001			
11/12/2014			<0.001		<0.001
11/13/2014				<0.00046	
5/23/2015				<0.00046	<0.001
5/24/2015	<0.001	<0.001	<0.001		
11/11/2015	<0.001	<0.001	<0.001	<0.00046	
11/12/2015					<0.001
4/12/2016		<0.001			
4/13/2016			<0.001 (D)		<0.001 (D)
4/19/2016	<0.001			<0.00046	
6/20/2016		6.3E-05 (J)	<0.001		
6/22/2016	0.0008				<0.001
8/12/2016		<0.001			
8/15/2016			<0.001		<0.001
8/16/2016	<0.001				
10/6/2016	<0.001	<0.001	<0.001		<0.001
10/10/2016				<0.00046	
11/30/2016		<0.001			
12/1/2016	<0.001		<0.001	<0.00046	<0.001
2/8/2017					<0.001
2/9/2017	<0.001	<0.001	<0.001	0.00115 (JD)	
4/6/2017	<0.001	<0.001			<0.001
4/7/2017			<0.001	<0.00046	
6/21/2017	<0.001	<0.001		0.0014	<0.001
6/22/2017			<0.001		
8/15/2017				0.00086	
9/1/2017				0.00075	
10/5/2017	<0.001				<0.001

Time Series

Constituent: Arsenic, Total (mg/L) Analysis Run 5/23/2023 4:57 PM
Plant Scherer Client: Southern Company Data: Scherer Cell 1-CCR

	GWC-5	GWC-6	GWC-7	GWC-8A	GWC-9
10/6/2017		<0.001	<0.001		
10/9/2017				0.0013	
3/21/2018		<0.001			<0.001
3/22/2018	0.00046 (J)		<0.001	0.00075	
10/2/2018					<0.001
10/3/2018	<0.001	<0.001			
10/4/2018			<0.001	<0.00046	
3/26/2019		<0.001			
3/27/2019	<0.001		<0.001	0.0012	0.00062
9/11/2019	0.00038 (J)	0.00041 (J)	0.00038 (J)	0.001 (J)	0.00055 (J)
3/18/2020	<0.001	<0.001		0.00042 (J)	<0.001
3/19/2020			<0.001		
9/9/2020	<0.001			0.00092 (J)	<0.001
9/10/2020		<0.001	<0.001		
4/1/2021	<0.001		<0.001		<0.001
4/5/2021		<0.001		0.00097 (J)	
8/11/2021		<0.001	<0.001		
8/12/2021	<0.001			0.00081 (J)	<0.001
2/15/2022	<0.001	<0.001	<0.001	0.00047 (J)	<0.001
8/25/2022	<0.001	<0.001	<0.001	0.00048 (J)	0.00037 (J)
2/27/2023		<0.001	<0.001	0.0005 (J)	<0.001
2/28/2023	<0.001				

Time Series

Constituent: Barium, Total (mg/L) Analysis Run 5/23/2023 4:57 PM
 Plant Scherer Client: Southern Company Data: Scherer Cell 1-CCR

	GWA-15 (bg)	GWA-16 (bg)	GWA-17 (bg)	GWC-1	GWC-10
5/8/2010			0.048 (J)		
5/9/2010	0.01 (J)	0.031 (J)			
5/10/2010					0.024 (J)
5/11/2010				0.054 (J)	
6/16/2010		0.029 (J)	0.044 (J)		0.022 (J)
6/17/2010				0.054 (J)	
6/18/2010	0.01 (J)				
7/26/2010			0.042 (J)		
7/27/2010		0.029 (J)		0.054 (J)	
7/28/2010	0.011 (J)				0.023 (J)
9/7/2010		0.028 (J)	0.04 (J)		
9/8/2010					0.023 (J)
9/9/2010	0.011 (J)			0.046 (J)	
4/28/2011				0.057 (J)	
4/29/2011		0.026 (J)	0.038 (J)		0.022 (J)
4/30/2011	0.0091 (J)				
10/27/2011					0.022
10/28/2011	0.0096 (J)	0.025	0.034		
10/29/2011				0.046	
5/2/2012	0.012	0.025	0.03		
5/3/2012				0.049	
5/4/2012					0.019
11/9/2012	0.012 (V)	0.028 (V)	0.039 (V)	0.045 (V)	
11/11/2012					0.025 (V)
5/8/2013	0.01	0.029	0.034		
5/9/2013				0.053	0.024
11/5/2013	0.0098 (J)			0.045	0.025
11/6/2013		0.026	0.032		
5/20/2014	0.0081 (J)	0.025	0.03		
5/21/2014					0.024
5/23/2014				0.043	
11/8/2014		0.026	0.031		
11/12/2014	0.0098 (J)				0.026
11/13/2014				0.046	
5/22/2015	0.0088 (J)	0.026	0.033		
5/23/2015				0.046	0.026
11/9/2015		0.024	0.034		
11/11/2015	0.011			0.047	
11/12/2015					0.026
4/6/2016	0.00959 (J)	0.026	0.0347		
4/12/2016				0.0474	
4/13/2016					0.0258 (D)
6/15/2016	0.0091 (J)	0.023	0.029		
6/16/2016				0.044	
6/21/2016					0.0286
8/10/2016	0.009	0.022	0.027		
8/11/2016				0.04	
8/15/2016					0.024
10/4/2016	<0.0092	0.024		0.048	
10/5/2016			<0.029		<0.028
11/29/2016		0.023	0.024		
11/30/2016	0.011			0.043	

Time Series

Constituent: Barium, Total (mg/L) Analysis Run 5/23/2023 4:57 PM
Plant Scherer Client: Southern Company Data: Scherer Cell 1-CCR

	GWA-15 (bg)	GWA-16 (bg)	GWA-17 (bg)	GWC-1	GWC-10
12/1/2016					0.028
2/7/2017	0.0099	0.024	0.029	0.042	
2/8/2017					0.027
4/4/2017	0.0092	0.022	0.03		
4/5/2017				0.041	
4/6/2017					0.027
6/20/2017	0.0099	0.025	0.036	0.046	
6/21/2017					0.031
10/4/2017	0.0098			0.044	
10/5/2017		0.023	0.027		0.029
3/20/2018	0.01	0.023	0.027	0.042	
3/21/2018					<0.028 (X)
10/2/2018	0.0099	0.023	0.027	0.043	0.029
3/26/2019	0.0099	0.024	0.031	0.044	
3/27/2019					0.027
9/10/2019	0.011	0.039	0.051	0.046	
9/11/2019					0.033
3/18/2020	0.01	0.027	0.031	0.049	0.036
9/9/2020	0.01	0.024	0.033	0.046	0.036
4/1/2021	0.0092 (J)	0.024	0.029	0.047	0.034
8/11/2021	0.01	0.023	0.029		
8/18/2021				0.049	
10/18/2021					0.031
2/15/2022	0.012	0.024	0.031	0.052	0.036
8/24/2022			0.031	0.043	
8/25/2022	0.012	0.025			0.035
2/21/2023					0.033
2/27/2023				0.049	
2/28/2023	0.01	0.025	0.03		

Time Series

Constituent: Barium, Total (mg/L) Analysis Run 5/23/2023 4:57 PM
 Plant Scherer Client: Southern Company Data: Scherer Cell 1-CCR

	GWC-11	GWC-12	GWC-13	GWC-14	GWC-18
5/9/2010					
5/10/2010	0.018 (J)				0.039 (J)
6/16/2010	0.018 (J)				0.041 (J)
6/18/2010		0.014 (J)	0.028 (J)	0.0097 (J)	
7/26/2010					0.04 (J)
7/27/2010	0.018 (J)	0.015 (J)			
7/28/2010				0.0096 (J)	
7/29/2010			0.029 (J)		
9/7/2010					0.038 (J)
9/8/2010	0.017 (J)	0.013 (J)			
9/9/2010			0.028 (J)	0.01 (J)	
4/26/2011			0.038 (J)		
4/29/2011	0.016 (J)	0.016 (J)			0.034 (J)
4/30/2011				0.0096 (J)	
10/27/2011	0.015				
10/28/2011		0.013	0.026	0.0064 (O)	0.035
5/2/2012					0.038
5/3/2012		0.012		0.0054 (O)	
5/4/2012	0.014		0.024		
11/9/2012					0.035 (V)
11/10/2012	0.016 (V)	0.015 (V)		0.0094 (J)	
11/11/2012			0.027 (V)		
5/8/2013			0.045	0.0093 (J)	0.037
5/9/2013	0.016	0.015			
11/5/2013				0.009 (J)	
11/6/2013	0.016	0.015			0.036 (V)
11/7/2013			0.026		
5/20/2014	0.016	0.015	0.024	0.009 (J)	
5/23/2014					0.036
11/8/2014					0.038
11/12/2014	0.017	0.018	0.029	0.0098 (J)	
5/22/2015					0.035
5/23/2015		0.016			
5/24/2015	0.017		0.027	0.0096 (J)	
11/10/2015					0.032
11/11/2015				0.0092 (J)	
11/12/2015	0.016	0.015	0.029		
4/11/2016					0.0352
4/13/2016	0.0159 (D)	0.0166 (D)	0.029 (D)	0.00929 (JD)	
6/16/2016					0.033
6/21/2016	0.018	0.0173	0.0306	0.0106	
8/11/2016					0.035
8/15/2016	0.015	0.015	0.026	0.0077	
10/4/2016				<0.0091	
10/5/2016	<0.016	<0.017			<0.032
10/7/2016			0.031		
11/29/2016					0.034
12/1/2016	0.016	0.016	0.031	0.0089	
2/7/2017				0.0089	
2/8/2017	0.015	0.016			0.032
2/9/2017			0.032		
4/5/2017		0.016			

Time Series

Constituent: Barium, Total (mg/L) Analysis Run 5/23/2023 4:57 PM
Plant Scherer Client: Southern Company Data: Scherer Cell 1-CCR

	GWC-11	GWC-12	GWC-13	GWC-14	GWC-18
4/6/2017	0.016		0.029	0.0085	0.031
6/20/2017	0.016	0.017		0.0097	
6/21/2017					0.035
6/22/2017			0.034		
10/5/2017	0.016	0.017		0.0096	0.034
10/6/2017			0.031		
3/20/2018				0.0091	0.033
3/21/2018	<0.016 (X)	<0.017 (X)			
3/22/2018			0.034		
10/2/2018	0.016	0.016		0.0096	0.032
10/3/2018			0.03		
3/26/2019		0.017	0.035	0.0092	0.033
3/27/2019	0.015				
9/11/2019	0.017	0.017	0.035	0.011	0.035
3/18/2020	0.019	0.018	0.058	0.0099 (J)	0.036
9/9/2020				0.01	0.036
9/10/2020	0.02	0.019	0.037		
4/1/2021	0.018	0.018		0.0095 (J)	0.035
4/6/2021			0.038		
8/11/2021	0.017	0.018	0.037	0.012	0.037
2/16/2022	0.018	0.018	0.035	0.011	0.034
8/25/2022	0.018				0.035
8/26/2022		0.018	0.035	0.011	
2/27/2023	0.019	0.019	0.04	0.011	
2/28/2023					0.035

Time Series

Constituent: Barium, Total (mg/L) Analysis Run 5/23/2023 4:57 PM
 Plant Scherer Client: Southern Company Data: Scherer Cell 1-CCR

	GWC-19	GWC-2	GWC-20	GWC-3	GWC-4
5/11/2010	0.018 (J)	0.048 (J)	0.032 (J)	0.039	0.031 (J)
6/16/2010	0.017 (J)				
6/17/2010			0.031 (J)	0.017	0.033 (J)
6/19/2010		0.033 (J)			
7/27/2010	0.016 (J)	0.047 (J)	0.035 (J)		
7/28/2010				0.071 (O)	0.033 (J)
9/7/2010	0.017 (J)		0.032 (J)	0.026	
9/8/2010					0.033 (J)
9/9/2010		0.045 (J)			
4/28/2011		0.048 (J)			0.039 (J)
4/29/2011	0.018 (J)		0.031 (J)	0.016	
10/28/2011	0.016	0.044	0.03	0.014	
10/29/2011					0.029
5/2/2012	0.018				
5/3/2012		0.047	0.032	0.017	0.036
11/9/2012	0.017 (V)	0.055 (V)		0.022 (V)	
11/10/2012			0.028 (V)		0.032 (V)
5/9/2013	0.017	0.049	0.029		
5/10/2013				0.025	0.035
11/5/2013		0.045			
11/6/2013	0.018 (V)		0.03 (V)	0.015	0.037
5/22/2014	0.016	0.04	0.029	0.016	0.031
11/8/2014	0.018				
11/9/2014			0.032	0.017	0.034
11/13/2014		0.045			
5/22/2015				0.017	0.039
5/23/2015	0.018				
5/24/2015		0.045	0.029		
11/10/2015	0.017		0.026	0.018	
11/11/2015		0.045			0.042
4/11/2016	0.0191				
4/12/2016		0.0519	0.033	0.0169 (D)	0.0386
6/16/2016	0.017	0.045	0.028		
6/20/2016				0.014	0.031
8/11/2016	0.015	0.04	0.026		
8/12/2016				0.018	0.033
10/4/2016		0.044			
10/5/2016	<0.018		0.03	0.015	
10/6/2016					0.042
11/29/2016	0.017				
11/30/2016		0.044	0.03	0.018	0.04
2/7/2017		0.044			
2/8/2017	0.017		0.033	0.018	0.042
4/5/2017	0.017				
4/6/2017		0.041	0.033	0.017	0.041
6/20/2017		0.045			
6/21/2017	0.019		0.03	0.02	
6/22/2017					0.047
10/4/2017		0.047			
10/5/2017	0.018		0.028	0.017	
10/6/2017					0.045
3/20/2018	0.019	0.045			

Time Series

Constituent: Barium, Total (mg/L) Analysis Run 5/23/2023 4:57 PM
Plant Scherer Client: Southern Company Data: Scherer Cell 1-CCR

	GWC-19	GWC-2	GWC-20	GWC-3	GWC-4
3/21/2018			<0.03 (X)	<0.018 (X)	0.045
10/2/2018	0.018	0.044			
10/3/2018			0.028	0.016	0.042
3/26/2019	0.018	0.045	0.03	0.015	0.053
9/10/2019		0.047		0.014	0.037
9/12/2019	0.026		0.035		
3/18/2020		0.048		0.013	
3/19/2020	0.025		0.032		0.045
9/9/2020	0.026	0.047			
9/10/2020			0.031	0.015	0.045
4/1/2021		0.044			
4/2/2021					0.047
4/5/2021	0.028		0.029		
4/6/2021				0.014	
8/11/2021	0.031		0.031		
8/12/2021		0.048		0.019	0.049
2/15/2022		0.048		0.013	0.055
2/16/2022	0.027		0.03		
5/12/2022					0.06 (R)
8/25/2022	0.03		0.031	0.013	0.054
8/26/2022		0.045			
12/28/2022					0.065 (R)
2/27/2023		0.048			0.081
2/28/2023	0.031		0.032	0.011	

Time Series

Constituent: Barium, Total (mg/L) Analysis Run 5/23/2023 4:57 PM
 Plant Scherer Client: Southern Company Data: Scherer Cell 1-CCR

	GWC-5	GWC-6	GWC-7	GWC-8A	GWC-9
5/10/2010			0.029 (J)	0.05 (J)	0.026 (J)
5/11/2010	0.034 (J)	0.053 (J)			
6/16/2010					0.026 (J)
6/18/2010	0.028 (J)	0.055 (J)	0.044 (J)		
6/19/2010				0.045 (J)	
7/27/2010	0.026 (J)	0.053 (J)			0.029 (J)
7/28/2010			0.028 (J)	0.046 (J)	
9/8/2010				0.071 (J)	0.027 (J)
9/9/2010	0.022 (J)	0.05 (J)	0.029 (J)		
4/29/2011	0.016 (J)				0.02 (J)
4/30/2011		0.05 (J)	0.025 (J)	0.098 (J)	
10/27/2011				0.048	0.02
10/28/2011	0.014				
10/29/2011		0.045	0.026		
5/3/2012					0.021
5/4/2012	0.017	0.051	0.032	0.055	
11/10/2012	0.014 (V)	0.048 (V)	0.028 (V)		
11/11/2012				0.05 (V)	0.028 (V)
5/9/2013	0.016	0.048	0.03		0.026
5/10/2013				0.12	
11/6/2013	0.016				0.026
11/7/2013		0.049	0.031	0.044	
5/21/2014		0.048	0.029	0.037	0.023
5/22/2014	0.016				
11/9/2014	0.018	0.053			
11/12/2014			0.031		0.038
11/13/2014				0.085	
5/23/2015				0.054	0.021
5/24/2015	0.11	0.061	0.039		
11/11/2015	0.12	0.063	0.032	0.059	
11/12/2015					0.02
4/12/2016		0.0626			
4/13/2016			0.0328 (D)		0.0164 (D)
4/19/2016	0.099			0.0415	
6/20/2016		0.057	0.03		
6/22/2016	0.074				0.0238
8/12/2016		0.053			
8/15/2016			0.033		0.02
8/16/2016	0.045				
10/6/2016	0.046	0.053	0.032		0.021
10/10/2016				0.034	
11/30/2016		0.06			
12/1/2016	0.046		0.034	0.037	0.025
2/8/2017					0.017
2/9/2017	0.055	0.054	0.032	0.043	
4/6/2017	0.057	0.055			0.019
4/7/2017			0.031	0.019	
6/21/2017	0.062	0.063		0.017	0.026
6/22/2017			0.035		
8/15/2017				0.021	
9/1/2017				0.02	
10/5/2017	0.052				0.022

Time Series

Constituent: Barium, Total (mg/L) Analysis Run 5/23/2023 4:57 PM
Plant Scherer Client: Southern Company Data: Scherer Cell 1-CCR

	GWC-5	GWC-6	GWC-7	GWC-8A	GWC-9
10/6/2017		0.054	0.034		
10/9/2017				0.019	
3/21/2018		0.056			<0.021 (X)
3/22/2018	0.048		0.035	0.019	
10/2/2018					0.023
10/3/2018	0.036	0.051			
10/4/2018			0.031	0.012	
3/26/2019		0.052			
3/27/2019	0.038		0.033	0.025	0.018
9/11/2019	0.039	0.059	0.035	0.022	0.028
3/18/2020	0.04	0.05		0.043	0.013
3/19/2020			0.036		
9/9/2020	0.033			0.053	0.025
9/10/2020		0.056	0.039		
4/1/2021	0.04		0.036		0.018
4/5/2021		0.054		0.045	
8/11/2021		0.054	0.036		
8/12/2021	0.036			0.026	0.023
2/15/2022	0.038	0.057	0.035	0.048	0.023
8/25/2022	0.031	0.055	0.035	0.03	0.04
2/27/2023		0.052	0.036	0.055	0.025
2/28/2023	0.038				

Time Series

Constituent: Beryllium, T Total (mg/L) Analysis Run 5/23/2023 4:57 PM
Plant Scherer Client: Southern Company Data: Scherer Cell 1-CCR

	GWA-15 (bg)	GWA-16 (bg)	GWA-17 (bg)	GWC-1	GWC-10
5/8/2010			<0.0025		
5/9/2010	<0.0025	<0.0025			
5/10/2010					<0.0025
5/11/2010				<0.0025	
6/16/2010		<0.0025	<0.0025		<0.0025
6/17/2010				<0.0025	
6/18/2010	<0.0025				
7/26/2010			<0.0025		
7/27/2010		<0.0025		<0.0025	
7/28/2010	<0.0025				<0.0025
9/7/2010		<0.0025	<0.0025		
9/8/2010					<0.0025
9/9/2010	<0.0025			<0.0025	
4/28/2011				<0.0025	
4/29/2011		<0.0025	<0.0025		<0.0025
4/30/2011	<0.0025				
10/27/2011					<0.0025
10/28/2011	<0.0025	<0.0025	<0.0025		
10/29/2011				<0.0025	
5/2/2012	<0.0025	<0.0025	<0.0025		
5/3/2012				<0.0025	
5/4/2012					<0.0025
11/9/2012	<0.0025	<0.0025	0.0021	<0.0025	
11/11/2012					<0.0025
5/8/2013	<0.0025	<0.0025	<0.0025		
5/9/2013				<0.0025	<0.0025
11/5/2013	<0.0025			<0.0025	<0.0025
11/6/2013		<0.0025	<0.0025		
5/20/2014	<0.0025	<0.0025	<0.0025		
5/21/2014					<0.0025
5/23/2014				<0.0025	
11/8/2014		<0.0025	<0.0025		
11/12/2014	<0.0025				<0.0025
11/13/2014				<0.0025	
5/22/2015	<0.0025	<0.0025	<0.0025		
5/23/2015				<0.0025	<0.0025
11/9/2015		<0.0025	<0.0025		
11/11/2015	<0.0025			<0.0025	
11/12/2015					<0.0025
4/6/2016	<0.0025	<0.0025	<0.0025		
4/12/2016				<0.0025	
4/13/2016					<0.0025 (D)
6/15/2016	<0.0025	<0.0025	<0.0025		
6/16/2016				<0.0025	
6/21/2016					<0.0025
8/10/2016	<0.0025	<0.0025	<0.0025		
8/11/2016				<0.0025	
8/15/2016					<0.0025
10/4/2016	<0.0025	<0.0025		<0.0025	
10/5/2016			<0.0025		<0.0025
11/29/2016		<0.0025	<0.0025		
11/30/2016	<0.0025			<0.0025	

Time Series

Constituent: Beryllium, T Total (mg/L) Analysis Run 5/23/2023 4:57 PM
Plant Scherer Client: Southern Company Data: Scherer Cell 1-CCR

	GWA-15 (bg)	GWA-16 (bg)	GWA-17 (bg)	GWC-1	GWC-10
12/1/2016					<0.0025
2/7/2017	<0.0025	<0.0025	<0.0025	<0.0025	
2/8/2017					<0.0025
4/4/2017	<0.0025	<0.0025	<0.0025		
4/5/2017				<0.0025	
4/6/2017					<0.0025
6/20/2017	<0.0025	<0.0025	<0.0025	<0.0025	
6/21/2017					<0.0025
10/4/2017	<0.0025			<0.0025	
10/5/2017		<0.0025	<0.0025		<0.0025
3/20/2018	<0.0025 (D)	<0.0025	<0.0025	<0.0025	
3/21/2018					<0.0025
10/2/2018	<0.0025	<0.0025	<0.0025	<0.0025	<0.0025
3/26/2019	<0.0025	<0.0025	<0.0025	<0.0025	
3/27/2019					<0.0025
9/10/2019	<0.0025	<0.0025	<0.0025	<0.0025	
9/11/2019					<0.0025
3/18/2020	<0.0025	<0.0025	<0.0025	<0.0025	<0.0025
9/9/2020	<0.0025	<0.0025	<0.0025	<0.0025	<0.0025
4/1/2021	<0.0025	<0.0025	<0.0025	<0.0025	<0.0025
8/11/2021	<0.0025	<0.0025	<0.0025		
8/17/2021					<0.0025
8/18/2021				<0.0025	
2/15/2022	<0.0025	<0.0025	<0.0025	<0.0025	<0.0025
8/24/2022			<0.0025	<0.0025	
8/25/2022	<0.0025	<0.0025			<0.0025
2/21/2023					<0.0025
2/27/2023				<0.0025	
2/28/2023	<0.0025	<0.0025	<0.0025		

Time Series

Constituent: Beryllium, T Total (mg/L) Analysis Run 5/23/2023 4:57 PM
 Plant Scherer Client: Southern Company Data: Scherer Cell 1-CCR

	GWC-11	GWC-12	GWC-13	GWC-14	GWC-18
5/9/2010		<0.0025	<0.0025	<0.0025	
5/10/2010	<0.0025				<0.0025
6/16/2010	<0.0025				<0.0025
6/18/2010		<0.0025	<0.0025	<0.0025	
7/26/2010					<0.0025
7/27/2010	<0.0025	<0.0025			
7/28/2010				<0.0025	
7/29/2010			<0.0025		
9/7/2010					<0.0025
9/8/2010	<0.0025	<0.0025			
9/9/2010			<0.0025	<0.0025	
4/26/2011			<0.0025		
4/29/2011	<0.0025	<0.0025			<0.0025
4/30/2011				<0.0025	
10/27/2011	<0.0025				
10/28/2011		<0.0025	<0.0025	<0.0025	<0.0025
5/2/2012					<0.0025
5/3/2012		<0.0025		<0.0025	
5/4/2012	<0.0025		<0.0025		
11/9/2012					<0.0025
11/10/2012	<0.0025	<0.0025		<0.0025	
11/11/2012			<0.0025		
5/8/2013			<0.0025	<0.0025	<0.0025
5/9/2013	<0.0025	<0.0025			
11/5/2013				<0.0025	
11/6/2013	<0.0025	<0.0025			<0.0025
11/7/2013			<0.0025		
5/20/2014	<0.0025	<0.0025	<0.0025	<0.0025	
5/23/2014					<0.0025
11/8/2014					<0.0025
11/12/2014	<0.0025	<0.0025	<0.0025	<0.0025	
5/22/2015					<0.0025
5/23/2015		<0.0025			
5/24/2015	<0.0025		<0.0025	<0.0025	
11/10/2015					<0.0025
11/11/2015				<0.0025	
11/12/2015	<0.0025	<0.0025	<0.0025		
4/11/2016					<0.0025
4/13/2016	<0.0025 (D)	<0.0025 (D)	<0.0025 (D)	<0.0025 (D)	
6/16/2016					<0.0025
6/21/2016	<0.0025	<0.0025	<0.0025	<0.0025	
8/11/2016					<0.0025
8/15/2016	<0.0025	<0.0025	<0.0025	<0.0025	
10/4/2016				<0.0025	
10/5/2016	<0.0025	<0.0025			<0.0025
10/7/2016			<0.0025		
11/29/2016					<0.0025
12/1/2016	<0.0025	<0.0025	<0.0025	<0.0025	
2/7/2017				<0.0025	
2/8/2017	<0.0025	<0.0025			<0.0025
2/9/2017			<0.0025		
4/5/2017		<0.0025			

Time Series

Constituent: Beryllium, T Total (mg/L) Analysis Run 5/23/2023 4:57 PM
Plant Scherer Client: Southern Company Data: Scherer Cell 1-CCR

	GWC-11	GWC-12	GWC-13	GWC-14	GWC-18
4/6/2017	<0.0025		<0.0025	<0.0025	<0.0025
6/20/2017	<0.0025	<0.0025		<0.0025	
6/21/2017					<0.0025
6/22/2017			<0.0025		
10/5/2017	<0.0025	<0.0025		<0.0025	<0.0025
10/6/2017			<0.0025		
3/20/2018				<0.0025	<0.0025
3/21/2018	<0.0025	<0.0025 (D)			
3/22/2018			<0.0025		
10/2/2018	<0.0025	<0.0025		<0.0025	<0.0025
10/3/2018			<0.0025		
3/26/2019		<0.0025	<0.0025	<0.0025	<0.0025
3/27/2019	<0.0025				
9/11/2019	<0.0025	<0.0025	<0.0025	<0.0025	<0.0025
3/18/2020	<0.0025	<0.0025	<0.0025	<0.0025	<0.0025
9/9/2020				<0.0025	<0.0025
9/10/2020	<0.0025	<0.0025	<0.0025		
4/1/2021	<0.0025	<0.0025		<0.0025	<0.0025
4/6/2021			<0.0025		
8/11/2021	<0.0025	<0.0025	<0.0025	<0.0025	<0.0025
2/16/2022	<0.0025	<0.0025	<0.0025	<0.0025	<0.0025
8/25/2022	<0.0025				<0.0025
8/26/2022		<0.0025	<0.0025	<0.0025	
2/27/2023	<0.0025	<0.0025	<0.0025	<0.0025	
2/28/2023					<0.0025

Time Series

Constituent: Beryllium, T Total (mg/L) Analysis Run 5/23/2023 4:57 PM
Plant Scherer Client: Southern Company Data: Scherer Cell 1-CCR

	GWC-19	GWC-2	GWC-20	GWC-3	GWC-4
5/11/2010	<0.0025	<0.0025	<0.0025	<0.0025	<0.0025
6/16/2010	<0.0025				
6/17/2010			<0.0025	<0.0025	<0.0025
6/19/2010		<0.0025			
7/27/2010	<0.0025	<0.0025	<0.0025		
7/28/2010				<0.0025	<0.0025
9/7/2010	<0.0025		<0.0025	<0.0025	
9/8/2010					<0.0025
9/9/2010		<0.0025			
4/28/2011		<0.0025			<0.0025
4/29/2011	<0.0025		<0.0025	<0.0025	
10/28/2011	<0.0025	<0.0025	<0.0025	<0.0025	
10/29/2011					<0.0025
5/2/2012	<0.0025				
5/3/2012		<0.0025	<0.0025	<0.0025	<0.0025
11/9/2012	<0.0025	<0.0025		<0.0025	
11/10/2012			<0.0025		<0.0025
5/9/2013	<0.0025	<0.0025	<0.0025		
5/10/2013				<0.0025	<0.0025
11/5/2013		<0.0025			
11/6/2013	<0.0025		<0.0025	<0.0025	<0.0025
5/22/2014	<0.0025	<0.0025	<0.0025	<0.0025	<0.0025
11/8/2014	<0.0025				
11/9/2014			<0.0025	<0.0025	<0.0025
11/13/2014		<0.0025			
5/22/2015				<0.0025	<0.0025
5/23/2015	<0.0025				
5/24/2015		<0.0025	<0.0025		
11/10/2015	<0.0025		<0.0025	<0.0025	
11/11/2015		<0.0025			<0.0025
4/11/2016	<0.0025				
4/12/2016		<0.0025	<0.0025	<0.0025 (D)	<0.0025
6/16/2016	<0.0025	<0.0025	<0.0025		
6/20/2016				<0.0025	<0.0025
8/11/2016	<0.0025	<0.0025	<0.0025		
8/12/2016				<0.0025	<0.0025
10/4/2016		<0.0025			
10/5/2016	<0.0025		<0.0025	<0.0025	
10/6/2016					<0.0025
11/29/2016	<0.0025				
11/30/2016		<0.0025	<0.0025	<0.0025	<0.0025
2/7/2017		<0.0025			
2/8/2017	<0.0025		<0.0025	<0.0025	<0.0025
4/5/2017	<0.0025				
4/6/2017		<0.0025	<0.0025	<0.0025	<0.0025
6/20/2017		<0.0025			
6/21/2017	<0.0025		<0.0025	<0.0025	
6/22/2017					<0.0025
10/4/2017		<0.0025			
10/5/2017	<0.0025		<0.0025	<0.0025	
10/6/2017					<0.0025
3/20/2018	<0.0025	<0.0025			

Time Series

Constituent: Beryllium, T Total (mg/L) Analysis Run 5/23/2023 4:57 PM
Plant Scherer Client: Southern Company Data: Scherer Cell 1-CCR

	GWC-19	GWC-2	GWC-20	GWC-3	GWC-4
3/21/2018			<0.0025	<0.0025	<0.0025
10/2/2018	<0.0025	<0.0025			
10/3/2018			<0.0025	<0.0025	<0.0025
3/26/2019	<0.0025	<0.0025	<0.0025	<0.0025	<0.0025
9/10/2019		<0.0025		<0.0025	<0.0025
9/12/2019	<0.0025		<0.0025		
3/18/2020		<0.0025		<0.0025	
3/19/2020	<0.0025		<0.0025		<0.0025
9/9/2020	<0.0025	<0.0025			
9/10/2020			<0.0025	<0.0025	<0.0025
4/1/2021		<0.0025			
4/2/2021					<0.0025
4/5/2021	<0.0025		<0.0025		
4/6/2021				<0.0025	
8/11/2021	<0.0025		<0.0025		
8/12/2021		<0.0025		<0.0025	<0.0025
2/15/2022		<0.0025		<0.0025	<0.0025
2/16/2022	<0.0025		<0.0025		
8/25/2022	<0.0025		<0.0025	<0.0025	<0.0025
8/26/2022		<0.0025			
2/27/2023		<0.0025			<0.0025
2/28/2023	<0.0025		<0.0025	<0.0025	

Time Series

Constituent: Beryllium, T Total (mg/L) Analysis Run 5/23/2023 4:57 PM
Plant Scherer Client: Southern Company Data: Scherer Cell 1-CCR

	GWC-5	GWC-6	GWC-7	GWC-8A	GWC-9
5/10/2010			<0.0025	<0.0025	<0.0025
5/11/2010	<0.0025	<0.0025			
6/16/2010					<0.0025
6/18/2010	<0.0025	<0.0025	<0.0025		
6/19/2010				<0.0025	
7/27/2010	<0.0025	<0.0025			<0.0025
7/28/2010			<0.0025	<0.0025	
9/8/2010				<0.0025	<0.0025
9/9/2010	<0.0025	<0.0025	<0.0025		
4/29/2011	<0.0025				<0.0025
4/30/2011		<0.0025	<0.0025	<0.0025	
10/27/2011				<0.0025	<0.0025
10/28/2011	<0.0025				
10/29/2011		<0.0025	<0.0025		
5/3/2012					<0.0025
5/4/2012	<0.0025	<0.0025	<0.0025	<0.0025	
11/10/2012	<0.0025	<0.0025	<0.0025		
11/11/2012				<0.0025	<0.0025
5/9/2013	<0.0025	<0.0025	<0.0025		<0.0025
5/10/2013				<0.0025	
11/6/2013	<0.0025				<0.0025
11/7/2013		<0.0025	<0.0025	<0.0025	
5/21/2014		<0.0025	<0.0025	<0.0025	<0.0025
5/22/2014	<0.0025				
11/9/2014	<0.0025	<0.0025			
11/12/2014			<0.0025		<0.0025
11/13/2014				<0.0025	
5/23/2015				<0.0025	<0.0025
5/24/2015	<0.0025	<0.0025	<0.0025		
11/11/2015	<0.0025	<0.0025	<0.0025	<0.0025	
11/12/2015					<0.0025
4/12/2016		<0.0025			
4/13/2016			<0.0025 (D)		<0.0025 (D)
4/19/2016	<0.0025			<0.0025	
6/20/2016		<0.0025	<0.0025		
6/22/2016	<0.0025				<0.0025
8/12/2016		<0.0025			
8/15/2016			<0.0025		<0.0025
8/16/2016	<0.0025				
10/6/2016	<0.0025	<0.0025	<0.0025		<0.0025
10/10/2016				<0.0025	
11/30/2016		<0.0025			
12/1/2016	<0.0025		<0.0025	<0.0025	<0.0025
2/8/2017					<0.0025
2/9/2017	<0.0025	<0.0025	<0.0025	<0.0025	
4/6/2017	<0.0025	<0.0025			<0.0025
4/7/2017			<0.0025	<0.0025	
6/21/2017	<0.0025	<0.0025		<0.0025	<0.0025
6/22/2017			<0.0025		
8/15/2017				<0.0025	
9/1/2017				<0.0025	
10/5/2017	<0.0025				<0.0025

Time Series

Constituent: Beryllium, T Total (mg/L) Analysis Run 5/23/2023 4:57 PM
Plant Scherer Client: Southern Company Data: Scherer Cell 1-CCR

	GWC-5	GWC-6	GWC-7	GWC-8A	GWC-9
10/6/2017		<0.0025	<0.0025		
10/9/2017				<0.0025	
3/21/2018		<0.0025			<0.0025
3/22/2018	<0.0025		<0.0025	<0.0025	
10/2/2018					<0.0025
10/3/2018	<0.0025	<0.0025			
10/4/2018			<0.0025	<0.0025	
3/26/2019		<0.0025			
3/27/2019	<0.0025		<0.0025	<0.0025	<0.0025
9/11/2019	<0.0025	<0.0025	<0.0025	<0.0025	<0.0025
3/18/2020	<0.0025	<0.0025		<0.0025	<0.0025
3/19/2020			<0.0025		
9/9/2020	<0.0025			<0.0025	<0.0025
9/10/2020		<0.0025	0.00018 (J)		
4/1/2021	<0.0025		<0.0025		<0.0025
4/5/2021		<0.0025		0.00038 (J)	
8/11/2021		<0.0025	<0.0025		
8/12/2021	0.00022 (J)			<0.0025	<0.0025
2/15/2022	<0.0025	<0.0025	<0.0025	<0.0025	<0.0025
8/25/2022	<0.0025	<0.0025	<0.0025	<0.0025	<0.0025
2/27/2023		<0.0025	<0.0025	<0.0025	<0.0025
2/28/2023	<0.0025				

Time Series

Constituent: Boron (mg/L) Analysis Run 5/23/2023 4:57 PM

Plant Scherer Client: Southern Company Data: Scherer Cell 1-CCR

	GWA-15 (bg)	GWA-16 (bg)	GWA-17 (bg)	GWC-1	GWC-10
4/6/2016	<0.08	<0.08	<0.08		
4/12/2016				<0.08	
4/13/2016					<0.08 (D)
6/15/2016	<0.08	<0.08	0.0028 (J)		
6/16/2016				<0.08	
6/21/2016					<0.08
8/10/2016	<0.08	<0.08	<0.08		
8/11/2016				<0.08	
8/15/2016					<0.08
10/4/2016	<0.08	<0.08		<0.08	
10/5/2016			<0.08		<0.08
11/29/2016		<0.08	<0.08		
11/30/2016	<0.08			<0.08	
12/1/2016					<0.08
2/7/2017	<0.08	<0.08	<0.08	<0.08	
2/8/2017					<0.08
4/4/2017	<0.08	<0.08	<0.08		
4/5/2017				<0.08	
4/6/2017					<0.08
6/20/2017	<0.08	<0.08	<0.08	<0.08	
6/21/2017					<0.08
10/4/2017	<0.08			<0.08	
10/5/2017		<0.08	<0.08		<0.08
3/20/2018	<0.08 (D)	<0.08	<0.08	<0.08	
3/21/2018					<0.08
10/2/2018	<0.08	<0.08	<0.08	<0.08	<0.08
3/26/2019	<0.08	<0.08	<0.08	<0.08	
3/27/2019					<0.08
9/10/2019	<0.08	<0.08	<0.08	<0.08	
9/11/2019					<0.08
3/18/2020	<0.08	<0.08	<0.08	<0.08	<0.08
9/9/2020	<0.08	<0.08	<0.08	<0.08	<0.08
4/1/2021	<0.08	<0.08	<0.08	0.053 (J)	<0.08
8/11/2021	<0.08	<0.08	<0.08		
8/17/2021					<0.08
8/18/2021				<0.08	
2/15/2022	<0.08	<0.08	<0.08	<0.08	<0.08
8/24/2022			<0.08	<0.08	
8/25/2022	<0.08	<0.08			0.11
12/28/2022					0.098 (R)
2/21/2023					<0.08
2/27/2023				<0.08	
2/28/2023	<0.08	<0.08	<0.08		

Time Series

Constituent: Boron (mg/L) Analysis Run 5/23/2023 4:57 PM

Plant Scherer Client: Southern Company Data: Scherer Cell 1-CCR

	GWC-11	GWC-12	GWC-13	GWC-14	GWC-18
4/11/2016					<0.08
4/13/2016	<0.08 (D)	<0.08 (D)	<0.08 (D)	<0.08 (D)	
6/16/2016					<0.08
6/21/2016	<0.08	<0.08	<0.08	<0.08	
8/11/2016					<0.08
8/15/2016	<0.08	<0.08	<0.08	<0.08	
10/4/2016				<0.08	
10/5/2016	<0.08	<0.08			<0.08
10/7/2016			<0.08		
11/29/2016					<0.08
12/1/2016	<0.08	<0.08	<0.08	<0.08	
2/7/2017				<0.08	
2/8/2017	<0.08	<0.08			<0.08
2/9/2017			<0.08		
4/5/2017		<0.08			
4/6/2017	<0.08		<0.08	<0.08	<0.08
6/20/2017	<0.08	<0.08		<0.08	
6/21/2017					<0.08
6/22/2017			<0.08		
10/5/2017	<0.08	<0.08		<0.08	<0.08
10/6/2017			<0.08		
3/20/2018				<0.08	<0.08
3/21/2018	<0.08	<0.08 (D)			
3/22/2018			<0.08		
10/2/2018	<0.08	<0.08		<0.08	<0.08
10/3/2018			<0.08		
3/26/2019		<0.08	<0.08	<0.08	<0.08
3/27/2019	<0.08				
9/11/2019	<0.08	<0.08	<0.08	<0.08	<0.08
3/18/2020	<0.08	<0.08	<0.08	<0.08	<0.08
9/9/2020				<0.08	<0.08
9/10/2020	<0.08	<0.08	<0.08		
4/1/2021	<0.08	<0.08		<0.08	<0.08
4/6/2021			0.056 (J)		
8/11/2021	<0.08	<0.08	<0.08	<0.08	<0.08
2/16/2022	<0.08	<0.08	<0.08	<0.08	<0.08
8/25/2022	<0.08				<0.08
8/26/2022		<0.08	<0.08	<0.08	
2/27/2023	<0.08	<0.08	<0.08	<0.08	
2/28/2023					<0.08

Time Series

Constituent: Boron (mg/L) Analysis Run 5/23/2023 4:57 PM
Plant Scherer Client: Southern Company Data: Scherer Cell 1-CCR

	GWC-19	GWC-2	GWC-20	GWC-3	GWC-4
4/11/2016	<0.08				
4/12/2016		<0.08	<0.08	<0.08 (D)	<0.08
6/16/2016	<0.08	<0.08	<0.08		
6/20/2016				<0.08	<0.08
8/11/2016	<0.08	<0.08	<0.08		
8/12/2016				<0.08	<0.08
10/4/2016		<0.08			
10/5/2016	<0.08		<0.08	<0.08	
10/6/2016					<0.08
11/29/2016	<0.08				
11/30/2016		<0.08	<0.08	<0.08	<0.08
2/7/2017		<0.08			
2/8/2017	<0.08		<0.08	<0.08	<0.08
4/5/2017	<0.08				
4/6/2017		<0.08	<0.08	<0.08	<0.08
6/20/2017		<0.08			
6/21/2017	<0.08		<0.08	<0.08	
6/22/2017					<0.08
10/4/2017		<0.08			
10/5/2017	<0.08		<0.08	<0.08	
10/6/2017					<0.08
3/20/2018	<0.08	<0.08			
3/21/2018			<0.08	<0.08	<0.08
10/2/2018	<0.08	<0.08			
10/3/2018			<0.08	<0.08	<0.08
3/26/2019	<0.08	<0.08	<0.08	<0.08	<0.08
9/10/2019		<0.08		<0.08	<0.08
9/12/2019	<0.08		<0.08		
3/18/2020		<0.08		<0.08	
3/19/2020	<0.08		<0.08		<0.08
9/9/2020	<0.08	<0.08			
9/10/2020			<0.08	<0.08	<0.08
4/1/2021		<0.08			
4/2/2021					<0.08
4/5/2021	<0.08		<0.08		
4/6/2021				0.078 (J)	
8/11/2021	<0.08		<0.08		
8/12/2021		<0.08		<0.08	<0.08
2/15/2022		<0.08		<0.08	<0.08
2/16/2022	<0.08		<0.08		
8/25/2022	<0.08		0.12	<0.08	<0.08
8/26/2022		<0.08			
12/28/2022			<0.08 (R)		
2/27/2023		<0.08			<0.08
2/28/2023	<0.08		<0.08	<0.08	

Time Series

Constituent: Boron (mg/L) Analysis Run 5/23/2023 4:57 PM

Plant Scherer Client: Southern Company Data: Scherer Cell 1-CCR

	GWC-5	GWC-6	GWC-7	GWC-8A	GWC-9
4/12/2016		<0.08			
4/13/2016			<0.08 (D)		0.0774 (JD)
4/19/2016	<0.1			0.145	
6/20/2016		<0.08	<0.08		
6/22/2016	0.238				0.0663 (J)
8/12/2016		<0.08			
8/15/2016			<0.08		0.093
8/16/2016	0.39				
10/6/2016	0.34	<0.08	<0.08		0.096
10/10/2016				0.12	
11/30/2016		<0.08			
12/1/2016	0.37		<0.08	0.12	0.12
2/8/2017					0.094
2/9/2017	0.38	<0.08	<0.08	0.13	
4/6/2017	0.4	<0.08			0.11
4/7/2017			<0.08	0.21	
6/21/2017	0.39	<0.08		0.23	0.1
6/22/2017			<0.08		
8/15/2017				0.27	
9/1/2017				0.24	
10/5/2017	0.47				0.083
10/6/2017		<0.08	<0.08		
3/21/2018		<0.08			0.089
3/22/2018	0.48		<0.08	0.25	
10/2/2018					0.083
10/3/2018	0.47	<0.08			
10/4/2018			<0.08	0.21	
3/26/2019		<0.08			
3/27/2019	0.33		<0.08	0.16	0.067
9/11/2019	0.31	<0.08	<0.08	0.21	0.083
3/18/2020	0.26	<0.08		0.16	0.058 (J)
3/19/2020			<0.08		
9/9/2020	0.24			0.13	0.088
9/10/2020		<0.08	<0.08		
4/1/2021	0.23		<0.08		0.059 (J)
4/5/2021		0.042 (J)		0.18	
8/11/2021		0.057 (J)	0.056 (J)		
8/12/2021	0.19			0.23	0.1
2/15/2022	0.19	<0.08	<0.08	0.13	0.07 (J)
8/25/2022	0.19	<0.08	<0.08	0.18	0.13
2/27/2023		<0.08	<0.08	0.14	0.082
2/28/2023	0.19				

Time Series

Constituent: Cadmium, Total (mg/L) Analysis Run 5/23/2023 4:57 PM

Plant Scherer Client: Southern Company Data: Scherer Cell 1-CCR

	GWA-15 (bg)	GWA-16 (bg)	GWA-17 (bg)	GWC-1	GWC-10
5/8/2010			<0.0025		
5/9/2010	<0.0025	<0.0025			
5/10/2010					<0.0025
5/11/2010				<0.0025	
6/16/2010		<0.0025	<0.0025		<0.0025
6/17/2010				<0.0025	
6/18/2010	<0.0025				
7/26/2010			<0.0025		
7/27/2010		<0.0025		<0.0025	
7/28/2010	<0.0025				<0.0025
9/7/2010		<0.0025	<0.0025		
9/8/2010					<0.0025
9/9/2010	<0.0025			<0.0025	
4/28/2011				<0.0025	
4/29/2011		<0.0025	<0.0025		<0.0025
4/30/2011	<0.0025				
10/27/2011					<0.0025
10/28/2011	<0.0025	<0.0025	<0.0025		
10/29/2011				<0.0025	
5/2/2012	<0.0025	<0.0025	<0.0025		
5/3/2012				<0.0025	
5/4/2012					<0.0025
11/9/2012	<0.0025	<0.0025	<0.0025	<0.0025	
11/11/2012					<0.0025
5/8/2013	<0.0025	<0.0025	<0.0025		
5/9/2013				<0.0025	<0.0025
11/5/2013	<0.0025			<0.0025	<0.0025
11/6/2013		<0.0025	<0.0025		
5/20/2014	<0.0025	<0.0025	<0.0025		
5/21/2014					<0.0025
5/23/2014				<0.0025	
11/8/2014		<0.0025	<0.0025		
11/12/2014	<0.0025				<0.0025
11/13/2014				<0.0025	
5/22/2015	<0.0025	<0.0025	<0.0025		
5/23/2015				<0.0025	<0.0025
11/9/2015		<0.0025	<0.0025		
11/11/2015	<0.0025			<0.0025	
11/12/2015					<0.0025
4/6/2016	<0.0025	<0.0025	<0.0025		
4/12/2016				<0.0025	
4/13/2016					<0.0025 (D)
6/15/2016	<0.0025	<0.0025	<0.0025		
6/16/2016				<0.0025	
6/21/2016					<0.0025
8/10/2016	<0.0025	<0.0025	<0.0025		
8/11/2016				<0.0025	
8/15/2016					<0.0025
10/4/2016	<0.0025	<0.0025		<0.0025	
10/5/2016			<0.0025		<0.0025
11/29/2016		<0.0025	<0.0025		
11/30/2016	<0.0025			<0.0025	

Time Series

Constituent: Cadmium, T Total (mg/L) Analysis Run 5/23/2023 4:57 PM
Plant Scherer Client: Southern Company Data: Scherer Cell 1-CCR

	GWA-15 (bg)	GWA-16 (bg)	GWA-17 (bg)	GWC-1	GWC-10
12/1/2016					<0.0025
2/7/2017	<0.0025	<0.0025	<0.0025	<0.0025	
2/8/2017					<0.0025
4/4/2017	<0.0025	<0.0025	<0.0025		
4/5/2017				<0.0025	
4/6/2017					<0.0025
6/20/2017	<0.0025	<0.0025	<0.0025	<0.0025	
6/21/2017					<0.0025
10/4/2017	<0.0025			<0.0025	
10/5/2017		<0.0025	<0.0025		<0.0025
3/20/2018	<0.0025 (D)	<0.0025	<0.0025	<0.0025	
3/21/2018					<0.0025
10/2/2018	<0.0025	<0.0025	<0.0025	<0.0025	<0.0025
3/26/2019	<0.0025	<0.0025	<0.0025	<0.0025	
3/27/2019					<0.0025
9/10/2019	<0.0025	<0.0025	0.00013 (J)	<0.0025	
9/11/2019					<0.0025
3/18/2020	<0.0025	<0.0025	<0.0025	<0.0025	<0.0025
9/9/2020	<0.0025	<0.0025	<0.0025	<0.0025	<0.0025
4/1/2021	<0.0025	<0.0025	<0.0025	<0.0025	<0.0025
8/11/2021	<0.0025	<0.0025	<0.0025		
8/17/2021					<0.0025
8/18/2021				<0.0025	
2/15/2022	<0.0025	<0.0025	<0.0025	<0.0025	<0.0025
8/24/2022			<0.0025	<0.0025	
8/25/2022	<0.0025	<0.0025			<0.0025
2/21/2023					<0.0025
2/27/2023				<0.0025	
2/28/2023	<0.0025	<0.0025	<0.0025		

Time Series

Constituent: Cadmium, Total (mg/L) Analysis Run 5/23/2023 4:57 PM
 Plant Scherer Client: Southern Company Data: Scherer Cell 1-CCR

	GWC-11	GWC-12	GWC-13	GWC-14	GWC-18
5/9/2010		<0.0025	<0.0025	<0.0025	
5/10/2010	<0.0025				<0.0025
6/16/2010	<0.0025				<0.0025
6/18/2010		<0.0025	<0.0025	<0.0025	
7/26/2010					<0.0025
7/27/2010	<0.0025	<0.0025			
7/28/2010				<0.0025	
7/29/2010			<0.0025		
9/7/2010					<0.0025
9/8/2010	<0.0025	<0.0025			
9/9/2010			<0.0025	<0.0025	
4/26/2011			<0.0025		
4/29/2011	<0.0025	<0.0025			<0.0025
4/30/2011				<0.0025	
10/27/2011	<0.0025				
10/28/2011		<0.0025	<0.0025	<0.0025	<0.0025
5/2/2012					<0.0025
5/3/2012		<0.0025		<0.0025	
5/4/2012	<0.0025		<0.0025		
11/9/2012					<0.0025
11/10/2012	<0.0025	<0.0025		<0.0025	
11/11/2012			<0.0025		
5/8/2013			<0.0025	<0.0025	<0.0025
5/9/2013	<0.0025	<0.0025			
11/5/2013				<0.0025	
11/6/2013	<0.0025	<0.0025			<0.0025
11/7/2013			<0.0025		
5/20/2014	<0.0025	<0.0025	<0.0025	<0.0025	
5/23/2014					<0.0025
11/8/2014					<0.0025
11/12/2014	<0.0025	<0.0025	<0.0025	<0.0025	
5/22/2015					<0.0025
5/23/2015		<0.0025			
5/24/2015	<0.0025		<0.0025	<0.0025	
11/10/2015					<0.0025
11/11/2015				<0.0025	
11/12/2015	<0.0025	<0.0025	<0.0025		
4/11/2016					<0.0025
4/13/2016	<0.0025 (D)	<0.0025 (D)	<0.0025 (D)	<0.0025 (D)	
6/16/2016					<0.0025
6/21/2016	<0.0025	<0.0025	<0.0025	<0.0025	
8/11/2016					<0.0025
8/15/2016	<0.0025	<0.0025	<0.0025	<0.0025	
10/4/2016				<0.0025	
10/5/2016	<0.0025	<0.0025			<0.0025
10/7/2016			<0.0025		
11/29/2016					<0.0025
12/1/2016	<0.0025	<0.0025	<0.0025	<0.0025	
2/7/2017				<0.0025	
2/8/2017	<0.0025	<0.0025			<0.0025
2/9/2017			<0.0025		
4/5/2017		<0.0025			

Time Series

Constituent: Cadmium, T Total (mg/L) Analysis Run 5/23/2023 4:57 PM
Plant Scherer Client: Southern Company Data: Scherer Cell 1-CCR

	GWC-11	GWC-12	GWC-13	GWC-14	GWC-18
4/6/2017	<0.0025		<0.0025	<0.0025	<0.0025
6/20/2017	<0.0025	<0.0025		<0.0025	
6/21/2017					<0.0025
6/22/2017			<0.0025		
10/5/2017	<0.0025	<0.0025		<0.0025	<0.0025
10/6/2017			<0.0025		
3/20/2018				<0.0025	<0.0025
3/21/2018	<0.0025	<0.0025 (D)			
3/22/2018			<0.0025		
10/2/2018	<0.0025	<0.0025		<0.0025	<0.0025
10/3/2018			<0.0025		
3/26/2019		<0.0025	<0.0025	<0.0025	<0.0025
3/27/2019	<0.0025				
9/11/2019	<0.0025	<0.0025	<0.0025	<0.0025	<0.0025
3/18/2020	<0.0025	<0.0025	<0.0025	<0.0025	<0.0025
9/9/2020				<0.0025	<0.0025
9/10/2020	0.001 (J)	<0.0025	<0.0025		
4/1/2021	<0.0025	<0.0025		<0.0025	<0.0025
4/6/2021			<0.0025		
8/11/2021	<0.0025	<0.0025	<0.0025	<0.0025	<0.0025
2/16/2022	<0.0025	<0.0025	<0.0025	<0.0025	<0.0025
8/25/2022	<0.0025				<0.0025
8/26/2022		<0.0025	<0.0025	<0.0025	
2/27/2023	<0.0025	<0.0025	<0.0025	<0.0025	
2/28/2023					<0.0025

Time Series

Constituent: Cadmium, Total (mg/L) Analysis Run 5/23/2023 4:57 PM

Plant Scherer Client: Southern Company Data: Scherer Cell 1-CCR

	GWC-19	GWC-2	GWC-20	GWC-3	GWC-4
5/11/2010	<0.0025	<0.0025	<0.0025	<0.0025	<0.0025
6/16/2010	<0.0025				
6/17/2010			<0.0025	<0.0025	<0.0025
6/19/2010		<0.0025			
7/27/2010	<0.0025	<0.0025	<0.0025		
7/28/2010				<0.0025	<0.0025
9/7/2010	<0.0025		<0.0025	<0.0025	
9/8/2010					<0.0025
9/9/2010		<0.0025			
4/28/2011		<0.0025			<0.0025
4/29/2011	<0.0025		<0.0025	<0.0025	
10/28/2011	<0.0025	<0.0025	<0.0025	<0.0025	
10/29/2011					<0.0025
5/2/2012	<0.0025				
5/3/2012		<0.0025	<0.0025	<0.0025	<0.0025
11/9/2012	<0.0025	<0.0025		<0.0025	
11/10/2012			<0.0025		<0.0025
5/9/2013	<0.0025	<0.0025	<0.0025		
5/10/2013				<0.0025	<0.0025
11/5/2013		<0.0025			
11/6/2013	<0.0025		<0.0025	<0.0025	<0.0025
5/22/2014	<0.0025	<0.0025	<0.0025	<0.0025	<0.0025
11/8/2014	<0.0025				
11/9/2014			<0.0025	<0.0025	<0.0025
11/13/2014		<0.0025			
5/22/2015				<0.0025	<0.0025
5/23/2015	<0.0025				
5/24/2015		<0.0025	<0.0025		
11/10/2015	<0.0025		<0.0025	<0.0025	
11/11/2015		<0.0025			<0.0025
4/11/2016	<0.0025				
4/12/2016		<0.0025	<0.0025	<0.0025 (D)	<0.0025
6/16/2016	<0.0025	<0.0025	<0.0025		
6/20/2016				<0.0025	<0.0025
8/11/2016	<0.0025	<0.0025	<0.0025		
8/12/2016				<0.0025	<0.0025
10/4/2016		<0.0025			
10/5/2016	<0.0025		<0.0025	<0.0025	
10/6/2016					<0.0025
11/29/2016	<0.0025				
11/30/2016		<0.0025	<0.0025	<0.0025	<0.0025
2/7/2017		<0.0025			
2/8/2017	<0.0025		<0.0025	<0.0025	<0.0025
4/5/2017	<0.0025				
4/6/2017		<0.0025	<0.0025	<0.0025	<0.0025
6/20/2017		<0.0025			
6/21/2017	<0.0025		<0.0025	<0.0025	
6/22/2017					<0.0025
10/4/2017		<0.0025			
10/5/2017	<0.0025		<0.0025	<0.0025	
10/6/2017					<0.0025
3/20/2018	<0.0025	<0.0025			

Time Series

Constituent: Cadmium, T Total (mg/L) Analysis Run 5/23/2023 4:57 PM
Plant Scherer Client: Southern Company Data: Scherer Cell 1-CCR

	GWC-19	GWC-2	GWC-20	GWC-3	GWC-4
3/21/2018			<0.0025	<0.0025	<0.0025
10/2/2018	<0.0025	<0.0025			
10/3/2018			<0.0025	<0.0025	<0.0025
3/26/2019	<0.0025	<0.0025	<0.0025	<0.0025	<0.0025
9/10/2019		<0.0025		<0.0025	<0.0025
9/12/2019	<0.0025		<0.0025		
3/18/2020		<0.0025		<0.0025	
3/19/2020	<0.0025		<0.0025		<0.0025
9/9/2020	<0.0025	<0.0025			
9/10/2020			<0.0025	<0.0025	<0.0025
4/1/2021		0.00038 (J)			
4/2/2021					<0.0025
4/5/2021	<0.0025		<0.0025		
4/6/2021				<0.0025	
8/11/2021	<0.0025		<0.0025		
8/12/2021		<0.0025		<0.0025	<0.0025
2/15/2022		<0.0025		<0.0025	<0.0025
2/16/2022	<0.0025		<0.0025		
8/25/2022	<0.0025		<0.0025	<0.0025	<0.0025
8/26/2022		<0.0025			
2/27/2023		<0.0025			<0.0025
2/28/2023	<0.0025		<0.0025	<0.0025	

Time Series

Constituent: Cadmium, Total (mg/L) Analysis Run 5/23/2023 4:57 PM
 Plant Scherer Client: Southern Company Data: Scherer Cell 1-CCR

	GWC-5	GWC-6	GWC-7	GWC-8A	GWC-9
5/10/2010			<0.0025	<0.0025	<0.0025
5/11/2010	<0.0025	<0.0025			
6/16/2010					<0.0025
6/18/2010	<0.0025	<0.0025	<0.0025		
6/19/2010				<0.0025	
7/27/2010	<0.0025	<0.0025			<0.0025
7/28/2010			<0.0025	<0.0025	
9/8/2010				0.001	<0.0025
9/9/2010	<0.0025	<0.0025	<0.0025		
4/29/2011	<0.0025				<0.0025
4/30/2011		<0.0025	<0.0025	0.0014	
10/27/2011				0.0011	<0.0025
10/28/2011	<0.0025				
10/29/2011		<0.0025	<0.0025		
5/3/2012					<0.0025
5/4/2012	<0.0025	<0.0025	<0.0025	<0.0025	
11/10/2012	<0.0025	<0.0025	<0.0025		
11/11/2012				<0.0025	<0.0025
5/9/2013	<0.0025	<0.0025	<0.0025		<0.0025
5/10/2013				0.0016	
11/6/2013	<0.0025				<0.0025
11/7/2013		<0.0025	<0.0025	0.001	
5/21/2014		<0.0025	<0.0025	<0.0025	<0.0025
5/22/2014	<0.0025				
11/9/2014	<0.0025	<0.0025			
11/12/2014			<0.0025		<0.0025
11/13/2014				<0.0025	
5/23/2015				<0.0025	<0.0025
5/24/2015	<0.0025	<0.0025	<0.0025		
11/11/2015	<0.0025	<0.0025	<0.0025	<0.0025	
11/12/2015					<0.0025
4/12/2016		<0.0025			
4/13/2016			<0.0025 (D)		<0.0025 (D)
4/19/2016	<0.0025			0.000379 (J)	
6/20/2016		<0.0025	<0.0025		
6/22/2016	<0.0025				<0.0025
8/12/2016		<0.0025			
8/15/2016			<0.0025		<0.0025
8/16/2016	<0.0025				
10/6/2016	<0.0025	<0.0025	<0.0025		<0.0025
10/10/2016				<0.0025	
11/30/2016		<0.0025			
12/1/2016	<0.0025		<0.0025	<0.0025	<0.0025
2/8/2017					<0.0025
2/9/2017	<0.0025	<0.0025	<0.0025	0.00037 (J)	
4/6/2017	<0.0025	<0.0025			<0.0025
4/7/2017			<0.0025	<0.0025	
6/21/2017	<0.0025	<0.0025		<0.0025	<0.0025
6/22/2017			<0.0025		
8/15/2017				<0.0025	
9/1/2017				<0.0025	
10/5/2017	<0.0025				<0.0025

Time Series

Constituent: Cadmium, T Total (mg/L) Analysis Run 5/23/2023 4:57 PM
Plant Scherer Client: Southern Company Data: Scherer Cell 1-CCR

	GWC-5	GWC-6	GWC-7	GWC-8A	GWC-9
10/6/2017		<0.0025	<0.0025		
10/9/2017				<0.0025	
3/21/2018		<0.0025			<0.0025
3/22/2018	<0.0025		<0.0025	<0.0025	
10/2/2018					<0.0025
10/3/2018	<0.0025	<0.0025			
10/4/2018			<0.0025	<0.0025	
3/26/2019		<0.0025			
3/27/2019	<0.0025		<0.0025	<0.0025	<0.0025
9/11/2019	<0.0025	<0.0025	<0.0025	<0.0025	<0.0025
3/18/2020	<0.0025	<0.0025		<0.0025	<0.0025
3/19/2020			<0.0025		
9/9/2020	<0.0025			<0.0025	<0.0025
9/10/2020		<0.0025	<0.0025		
4/1/2021	<0.0025		<0.0025		<0.0025
4/5/2021		<0.0025		0.0003 (J)	
8/11/2021		<0.0025	<0.0025		
8/12/2021	<0.0025			<0.0025	<0.0025
2/15/2022	<0.0025	<0.0025	<0.0025	<0.0025	<0.0025
8/25/2022	<0.0025	<0.0025	<0.0025	<0.0025	<0.0025
2/27/2023		<0.0025	<0.0025	<0.0025	<0.0025
2/28/2023	<0.0025				

Time Series

Constituent: Calcium (mg/L) Analysis Run 5/23/2023 4:57 PM
Plant Scherer Client: Southern Company Data: Scherer Cell 1-CCR

	GWA-15 (bg)	GWA-16 (bg)	GWA-17 (bg)	GWC-1	GWC-10
4/6/2016	3.62	12.1	6.58		
4/12/2016				17.1	
4/13/2016					15.6 (D)
6/15/2016	4.5	11.8	6.9		
6/16/2016				19.8	
6/21/2016					14.4
8/10/2016	3.8	10	5.5		
8/11/2016				15	
8/15/2016					14
10/4/2016	5.3	14		17	
10/5/2016			6.8		17
11/29/2016		10	4.8		
11/30/2016	4.7			16	
12/1/2016					15
2/7/2017	3.8	12	7.8	17	
2/8/2017					17
4/4/2017	3.8	11	6.4		
4/5/2017				16	
4/6/2017					16
6/20/2017	4.1	11	7	17	
6/21/2017					16 (D)
10/4/2017	4.6			19	
10/5/2017		13	6.6		19
3/20/2018	4.2 (D)	12	6.6	18	
3/21/2018					17
10/2/2018	4.2	11	5.8	16	17
3/26/2019	4	11	6.7	16	
3/27/2019					16
9/10/2019	4.8	12	7.5	17	
9/11/2019					18
3/18/2020	3.8	12	7.3	19	20
9/9/2020	4	11	7.3	17	20
4/1/2021	4	12	7.8	18	19
8/11/2021	4.1	11	7.3		
8/17/2021					18
8/18/2021				18	
2/15/2022	3.6	10	7.1	16	17
8/24/2022			8.9	17	
8/25/2022	4.9	13			20
2/21/2023					20
2/27/2023				19	
2/28/2023	4.1	13	8.7		

Time Series

Constituent: Calcium (mg/L) Analysis Run 5/23/2023 4:57 PM
Plant Scherer Client: Southern Company Data: Scherer Cell 1-CCR

	GWC-11	GWC-12	GWC-13	GWC-14	GWC-18
4/11/2016					10.5
4/13/2016	12.8 (D)	1.18 (D)	5.71 (D)	6.55 (D)	
6/16/2016					11.6
6/21/2016	11.6	1.12	5.54	6.04	
8/11/2016					10
8/15/2016	11	0.95	5.8	5.9	
10/4/2016				6.6	
10/5/2016	14	1			11
10/7/2016			6.1		
11/29/2016					9.6
12/1/2016	12	0.92	5.8	5.4	
2/7/2017				6.1	
2/8/2017	13	1.2			10
2/9/2017			6.3		
4/5/2017		1.1			
4/6/2017	12		5.8	6.1	9.7
6/20/2017	13	0.96		6.6	
6/21/2017					9.7 (D)
6/22/2017			6.4 (D)		
10/5/2017	14	1.1		7.2	11
10/6/2017			7.4		
3/20/2018				6.6	11
3/21/2018	13	1.3 (D)			
3/22/2018			6.8		
10/2/2018	12	0.86		6.5	9.6
10/3/2018			6.4		
3/26/2019		1.1	6.3	6.4	9.6
3/27/2019	12				
9/11/2019	13	0.94	7	7.3	10
3/18/2020	14	1.6	9.3	6.9	11
9/9/2020				6.5	10
9/10/2020	13	1.1	6.7		
4/1/2021	13	1.2		6.2	11
4/6/2021			7.4		
8/11/2021	13	1	6.7	6.9	10
2/16/2022	12	1.1	6.7	6.3	9.7
8/25/2022	14				11
8/26/2022		0.99	7.5	7	
2/27/2023	14	1.2	8.1	7.3	
2/28/2023					11

Time Series

Constituent: Calcium (mg/L) Analysis Run 5/23/2023 4:57 PM
Plant Scherer Client: Southern Company Data: Scherer Cell 1-CCR

	GWC-19	GWC-2	GWC-20	GWC-3	GWC-4
4/11/2016	10.4				
4/12/2016		17	13.5	8.52 (D)	11
6/16/2016	12.2	19.7	15		
6/20/2016				7.7	10.1
8/11/2016	9.5	15	12		
8/12/2016				7.3	9.9
10/4/2016		18			
10/5/2016	11		14	8.4	
10/6/2016					12
11/29/2016	9.8				
11/30/2016		16	12	8	11
2/7/2017		18			
2/8/2017	10		14	9.3	13
4/5/2017	10				
4/6/2017		16	13	8.1	12
6/20/2017		17			
6/21/2017	10 (D)		13 (D)	9.2 (D)	
6/22/2017					13 (D)
10/4/2017		19			
10/5/2017	12		15	10	
10/6/2017					15
3/20/2018	12	18			
3/21/2018			14	9.3	15
10/2/2018	11	16			
10/3/2018			13	7.5	13
3/26/2019	11	17	12	7.3	13
9/10/2019		18		6.6	12
9/12/2019	14		14		
3/18/2020		18		5.9	
3/19/2020	14		14		14
9/9/2020	15	17			
9/10/2020			13	6.3	13
4/1/2021		17			
4/2/2021					15
4/5/2021	15		14		
4/6/2021				7.4	
8/11/2021			14		
8/12/2021		17		6.6	13
10/7/2021	17				
2/15/2022		16		6	15
2/16/2022	15		13		
8/25/2022	18		15	5.5	17
8/26/2022		18			
12/28/2022	19 (R)				20 (R)
2/27/2023		19			26
2/28/2023	18		16	5.9	

Time Series

Constituent: Calcium (mg/L) Analysis Run 5/23/2023 4:57 PM
Plant Scherer Client: Southern Company Data: Scherer Cell 1-CCR

	GWC-5	GWC-6	GWC-7	GWC-8A	GWC-9
4/12/2016		17.8			
4/13/2016			14 (D)		18 (D)
4/19/2016	198			20	
6/20/2016		19.5	13.8		
6/22/2016	132				16.7
8/12/2016		17			
8/15/2016			13		16
8/16/2016	94				
10/6/2016	100	19	14		17
10/10/2016				19	
11/30/2016		19			
12/1/2016	100		13	18	17
2/8/2017					18
2/9/2017	120	18	14	20	
4/6/2017	140	18			17
4/7/2017			14	27	
6/21/2017	160 (D)	19 (D)		27 (D)	17 (D)
6/22/2017			14 (D)		
8/15/2017				29	
9/1/2017				32	
10/5/2017	130				19
10/6/2017		19	16		
3/21/2018		19			19
3/22/2018	130		15	30	
10/2/2018					16
10/3/2018	88	16			
10/4/2018			13	37	
3/26/2019		16			
3/27/2019	75		14	47	16
9/11/2019	46	19	14	37	17
3/18/2020	61	15		53	16
3/19/2020			15		
9/9/2020	35			64	16
9/10/2020		16	15		
4/1/2021	40		15		16
4/5/2021		16		52	
8/11/2021		16	14		
8/12/2021	46			37	18
2/15/2022	36	15	13	49	16
8/25/2022	37	19	16	39	21
12/28/2022					18 (R)
2/27/2023		17	16	64	20
2/28/2023	34				

Time Series

Constituent: Chloride (mg/L) Analysis Run 5/23/2023 4:57 PM
Plant Scherer Client: Southern Company Data: Scherer Cell 1-CCR

	GWA-15 (bg)	GWA-16 (bg)	GWA-17 (bg)	GWC-1	GWC-10
4/6/2016	5.342	1.789	1.69		
4/12/2016				4.32	
4/13/2016					2.04 (D)
6/15/2016	5.2	2.1	1.9		
6/16/2016				3.8	
6/21/2016					2.2
8/10/2016	5.5	1.8	1.7		
8/11/2016				4	
8/15/2016					2.2
10/4/2016	5.4	1.7		3.6	
10/5/2016			1.6		2.1
11/29/2016		1.7	1.7		
11/30/2016	5.4			3.8	
12/1/2016					2.1
2/7/2017	5.1	1.6	1.6	4.3	
2/8/2017					2.3
4/4/2017	5.1	1.6	1.5		
4/5/2017				4.1	
4/6/2017					2.2
6/20/2017	5.2	1.6	1.5	3.9	
6/21/2017					2.3
10/4/2017	5.2			3.6	
10/5/2017		1.5	1.5		2.3
3/20/2018	5.6 (D)	1.5	1.4	3.9	
3/21/2018					2.3
10/2/2018	6.3	1.6	1.5	3.7	2.6
3/26/2019	5.5	1.5	1.3	3.6	
3/27/2019					2.4
9/10/2019	5.2	1.4	1.3	2.9	
9/11/2019					2.9
3/18/2020	5.4	1.7	2	4.2	4.1
9/9/2020	6.1	1.6	1.3	3.9	4.3
4/1/2021	7	1.8	1.5	4.2	4.4
8/11/2021	7.2	1.8	1.4		
8/17/2021					3.1
8/18/2021				4	
2/15/2022	6.5	1.6	1.4	4	4.6
8/24/2022			1.4	3.6	
8/25/2022	6.9	1.6			5
2/21/2023					4.3
2/27/2023				3.8	
2/28/2023	6.3	1.7	1.4		

Time Series

Constituent: Chloride (mg/L) Analysis Run 5/23/2023 4:57 PM
Plant Scherer Client: Southern Company Data: Scherer Cell 1-CCR

	GWC-11	GWC-12	GWC-13	GWC-14	GWC-18
4/11/2016					2.53
4/13/2016	1.78 (D)	1.8 (D)	1.82 (D)	2.71 (D)	
6/16/2016					2.5
6/21/2016	2	2	1.9	3	
8/11/2016					2.6
8/15/2016	1.9	1.8	1.6	3.1	
10/4/2016				3	
10/5/2016	1.8	1.7			2.5
10/7/2016			1.5		
11/29/2016					2.4
12/1/2016	1.8	1.7	1.4	3.1	
2/7/2017				2.9	
2/8/2017	1.8	1.7			2.5
2/9/2017			1.5		
4/5/2017		1.7			
4/6/2017	1.7		1.4	2.7	2.4
6/20/2017	1.7	1.6		2.9	
6/21/2017					2.4
6/22/2017			1.5		
10/5/2017	1.7	1.6		2.8	2.3
10/6/2017			1.3		
3/20/2018				2.7	2.3
3/21/2018	1.6	1.6 (D)			
3/22/2018			1.4		
10/2/2018	1.7	1.6		3	2.5
10/3/2018			1.5		
3/26/2019		1.7	1.6	2.5	2.7
3/27/2019	1.5				
9/11/2019	1.8	1.9	1.5	3.1	2.6
3/18/2020	1.9	2.1	1.6	3	2.7
9/9/2020				2.9	2.8
9/10/2020	1.9	1.8	1.7		
4/1/2021	1.9	2		3.8	2.8
4/6/2021			1.8		
8/11/2021	1.8	1.8	1.6	3.7	2.9
2/16/2022	1.7	1.9	1.5	3.2	2.7
8/25/2022	1.8				2.8
8/26/2022		1.7	1.5	3.3	
2/27/2023	1.8	1.9	1.5	3.5	
2/28/2023					2.8

Time Series

Constituent: Chloride (mg/L) Analysis Run 5/23/2023 4:57 PM
Plant Scherer Client: Southern Company Data: Scherer Cell 1-CCR

	GWC-19	GWC-2	GWC-20	GWC-3	GWC-4
4/11/2016	1.84				
4/12/2016		2.34	2.03	3.04 (D)	4.57
6/16/2016	1.9	2.4	2.2		
6/20/2016				3.1	3.1
8/11/2016	1.9	2.4	2.1		
8/16/2016				3.2	3.2
10/4/2016		2.2			
10/5/2016	1.7		1.9	3.2	
10/6/2016					3.4
11/29/2016	1.7				
11/30/2016		2.2	2	3.3	4.1
2/7/2017		2.1			
2/8/2017	1.7		2	3.5	7.2
4/5/2017	1.7				
4/6/2017		2.1	<1	3.4	7.4
6/20/2017		2.1			
6/21/2017	1.7		1.9	3.5	
6/22/2017					7.8
10/4/2017		2			
10/5/2017	1.6		1.9	3.5	
10/6/2017					9.1
3/20/2018	1.6	2			
3/21/2018			1.8	3.4	13
10/2/2018	1.7	2			
10/3/2018			2	3.5	13
3/26/2019	1.8	1.9	1.9	3	9.2
9/10/2019		1.7		2.5	5.1
9/12/2019	1.5		1.6		
3/18/2020		2.4		2.8	
3/19/2020	2.2		2.2		8.7
9/9/2020	2.4	2			
9/10/2020			2.1	2.7	9.7
4/1/2021		2.5			
4/2/2021					11
4/6/2021				2.9	
6/1/2021	2.6		2.1		
8/11/2021	2.8		2.1		
8/12/2021		2.5		3.3	12
2/15/2022		2.2		2.7	11
2/16/2022	2.4		2		
8/25/2022	2.4		2.1	3.2	11
8/26/2022		2.1			
2/27/2023		2.2			16
2/28/2023	2.6		2.2	3.1	
5/2/2023					24

Time Series

Constituent: Chloride (mg/L) Analysis Run 5/23/2023 4:57 PM
Plant Scherer Client: Southern Company Data: Scherer Cell 1-CCR

	GWC-5	GWC-6	GWC-7	GWC-8A	GWC-9
4/13/2016			1.68 (D)		3.64 (D)
4/19/2016	124 (o)			6.9	
6/20/2016		6.8	2		
6/22/2016	81				3.8
8/15/2016			1.8		3.7
8/16/2016	71	7.6			
10/6/2016	68	7.3	1.7		3.4
10/10/2016				7.2	
11/30/2016		7.1			
12/1/2016	74		1.7	7.1	4
2/8/2017					4
2/9/2017	76	5.8	1.7	7.2	
4/6/2017	92	5.7			4
4/7/2017			1.7	7.5	
6/21/2017	100	6.1		7.6	3.3
6/22/2017			1.6		
8/15/2017				7.8	
9/1/2017				7.6	
10/5/2017	67				3.3
10/6/2017		5.1	1.6		
3/21/2018		5.4			3.6
3/22/2018	74		1.6	7	
10/2/2018					3.1
10/3/2018	46	5.7			
10/4/2018			1.7	6.1	
3/26/2019		4.2			
3/27/2019	42		1.7	6.6	3
9/11/2019	19	7.2	2.1	7	3.4
3/18/2020	30	4		8.5	3.4
3/19/2020			2.1		
9/9/2020	8.7			11	3.2
9/10/2020		6.3	2.5		
4/1/2021	18		2.9		4.3
6/1/2021				9.4	
6/2/2021		6.3			
8/11/2021		6.5	3		
8/12/2021	22			7.8	4.1
2/15/2022	16	6.1	2.7	9.1	3.7
8/25/2022	12	6.2	3	7.5	4.2
2/27/2023		5.2	3.5	8.8	4.2
2/28/2023	11				

Time Series

Constituent: Chromium, Total (mg/L) Analysis Run 5/23/2023 4:57 PM

Plant Scherer Client: Southern Company Data: Scherer Cell 1-CCR

	GWA-15 (bg)	GWA-16 (bg)	GWA-17 (bg)	GWC-1	GWC-10
5/8/2010			0.0032 (J)		
5/9/2010	<0.002	0.003 (J)			
5/10/2010					0.011
5/11/2010				0.0077	
6/16/2010		0.0042 (J)	0.0037 (J)		0.0095
6/17/2010				0.0053	
6/18/2010	<0.002				
7/26/2010			0.0058		
7/27/2010		0.0048 (J)		0.0085	
7/28/2010	<0.002				0.01
9/7/2010		0.0037 (J)	0.0078		
9/8/2010					0.011
9/9/2010	<0.002			0.0076	
4/28/2011				0.0048 (J)	
4/29/2011		0.0046 (J)	0.005		0.0096
4/30/2011	<0.002				
10/27/2011					0.011
10/28/2011	<0.002	0.005	0.0068		
10/29/2011				0.0093	
5/2/2012	<0.002	0.0052	0.0065		
5/3/2012				0.01	
5/4/2012					0.01
11/9/2012	<0.002	0.0054	0.006	0.009	
11/11/2012					0.01
5/8/2013	<0.002	0.0058	0.0074		
5/9/2013				0.0085	0.011
11/5/2013	0.0036			0.015	0.015
11/6/2013		0.0062 (J)	0.0082 (J)		
5/20/2014	<0.002	0.0047 (J)	0.0051 (J)		
5/21/2014					0.013
5/23/2014				0.012	
11/8/2014		0.0064 (J)	0.0074 (J)		
11/12/2014	<0.002				0.012
11/13/2014				0.011	
5/22/2015	<0.002	0.0059 (J)	0.0084 (J)		
5/23/2015				0.012	0.014
11/9/2015		0.0043 (J)	0.009 (J)		
11/11/2015	<0.002			0.014	
11/12/2015					0.016
4/6/2016	<0.002	0.00457 (J)	0.00779 (J)		
4/12/2016				0.0135	
4/13/2016					0.0152 (D)
6/15/2016	<0.002	<0.01	<0.01		
6/16/2016				0.014	
6/21/2016					0.016
8/10/2016	<0.002	0.0042	0.0068		
8/11/2016				0.013	
8/15/2016					0.015
10/4/2016	<0.002	0.0052		0.014	
10/5/2016			0.0076		0.016
11/29/2016		0.004	0.0045		
11/30/2016	<0.002			0.013	

Time Series

Constituent: Chromium, Total (mg/L) Analysis Run 5/23/2023 4:57 PM
 Plant Scherer Client: Southern Company Data: Scherer Cell 1-CCR

	GWA-15 (bg)	GWA-16 (bg)	GWA-17 (bg)	GWC-1	GWC-10
12/1/2016					0.015
2/7/2017	<0.002	0.004	0.0067	0.013	
2/8/2017					0.017
4/4/2017	<0.002	0.0021 (J)	0.0079		
4/5/2017				0.014	
4/6/2017					0.018
6/20/2017	<0.002	0.0046	0.0084	0.013	
6/21/2017					0.017
10/4/2017	<0.002			0.015	
10/5/2017		0.005	0.0061		0.018
3/20/2018	<0.002 (D)	0.0044	0.006	0.013	
3/21/2018					0.017 (J+X)
10/2/2018	<0.002	0.0043	0.0061	0.014	0.018
3/26/2019	<0.002	0.0046	0.0065	0.013	
3/27/2019					0.017
9/10/2019	0.0023 (J)	0.0076	0.012	0.018	
9/11/2019					0.023
3/18/2020	<0.002	0.0044	0.0083	0.014	0.02
9/9/2020	<0.002	0.005	0.0088	0.014	0.018
4/1/2021	<0.002	0.0053	0.0082	0.014	0.02
8/11/2021	<0.002	0.0059	0.0089		
8/18/2021				0.014	
10/18/2021					0.019
2/15/2022	<0.002	0.0056	0.0084	0.011	0.021
8/24/2022			0.0076	0.014	
8/25/2022	<0.002	0.0056			0.018
2/21/2023					0.02
2/27/2023				0.014	
2/28/2023	<0.002	0.0061	0.0083		

Time Series

Constituent: Chromium, Total (mg/L) Analysis Run 5/23/2023 4:57 PM

Plant Scherer Client: Southern Company Data: Scherer Cell 1-CCR

	GWC-11	GWC-12	GWC-13	GWC-14	GWC-18
5/9/2010		<0.002	0.0051	<0.002	
5/10/2010	0.011				0.012
6/16/2010	0.012				0.014
6/18/2010		<0.002	0.0043 (J)	<0.002	
7/26/2010					0.013
7/27/2010	0.012	0.002 (J)			
7/28/2010				<0.002	
7/29/2010			0.0058		
9/7/2010					0.015
9/8/2010	0.011	<0.002			
9/9/2010			0.0052	<0.002	
4/26/2011			0.0025 (J)		
4/29/2011	0.01	<0.002			0.014
4/30/2011				<0.002	
10/27/2011	0.0077				
10/28/2011		<0.002	0.0035 (J)	<0.002	0.014
5/2/2012					0.017
5/3/2012		<0.002		<0.002	
5/4/2012	0.0082		0.0073		
11/9/2012					0.014
11/10/2012	0.007	<0.002		<0.002	
11/11/2012			0.004 (J)		
5/8/2013			0.006	<0.002	0.017
5/9/2013	0.0079	<0.002			
11/5/2013				0.0036	
11/6/2013	0.011	0.0031 (J)			0.017
11/7/2013			0.0068 (J)		
5/20/2014	0.0076 (J)	0.002 (J)	0.0039 (J)	<0.002	
5/23/2014					0.013
11/8/2014					0.018
11/12/2014	0.0071 (J)	<0.002	0.0039 (J)	<0.002	
5/22/2015					0.02
5/23/2015		0.0027 (J)			
5/24/2015	0.0083 (J)		0.004 (J)	<0.002	
11/10/2015					0.013
11/11/2015				<0.002	
11/12/2015	0.0069 (J)	0.0022 (J)	0.0077 (J)		
4/11/2016					0.0139
4/13/2016	0.00804 (JD)	<0.002 (D)	0.0038 (JD)	<0.002 (D)	
6/16/2016					0.014
6/21/2016	0.0086 (J)	0.0012 (J)	0.0035 (J)	0.0006 (J)	
8/11/2016					0.016
8/15/2016	0.0073	0.0021 (J)	0.0034	<0.002	
10/4/2016				<0.002	
10/5/2016	0.0077	0.0013 (J)			0.014
10/7/2016			0.0037		
11/29/2016					0.013
12/1/2016	0.0075	0.0015 (J)	0.0037	<0.002	
2/7/2017				<0.002	
2/8/2017	0.0078	0.0016 (J)			0.013
2/9/2017			0.0038		
4/5/2017		0.0014 (J)			

Time Series

Constituent: Chromium, Total (mg/L) Analysis Run 5/23/2023 4:57 PM
Plant Scherer Client: Southern Company Data: Scherer Cell 1-CCR

	GWC-11	GWC-12	GWC-13	GWC-14	GWC-18
4/6/2017	0.0079		0.0039	<0.002	0.014
6/20/2017	0.0078	0.0015 (J)		<0.002	
6/21/2017					0.013
6/22/2017			0.0042		
10/5/2017	0.0081	0.0015 (J)		<0.002	0.014
10/6/2017			0.0039		
3/20/2018				<0.002	0.014
3/21/2018	<0.0081 (X)	<0.002 (XD)			
3/22/2018			0.028 (O)		
10/2/2018	0.0075	0.0012 (J)		<0.002	0.014
10/3/2018			0.0056		
3/26/2019		0.0013 (J)	0.0048	<0.002	0.014
3/27/2019	0.007				
9/11/2019	0.011	0.0036	0.0075	0.0038	0.017
3/18/2020	0.0086	0.0016 (J)	0.008	<0.002	0.014
9/9/2020				<0.002	0.013
9/10/2020	0.009	<0.002	0.0054		
4/1/2021	0.0078	0.0015 (J)		<0.002	0.014
4/6/2021			0.0061		
8/11/2021	0.0078	<0.002	0.0051	<0.002	0.014
2/16/2022	0.0074	<0.002	0.005	<0.002	0.012
8/25/2022	0.0069				0.012
8/26/2022		<0.002	0.0043	<0.002	
2/27/2023	0.0082	0.002	0.006	<0.002	
2/28/2023					0.012

Time Series

Constituent: Chromium, Total (mg/L) Analysis Run 5/23/2023 4:57 PM

Plant Scherer Client: Southern Company Data: Scherer Cell 1-CCR

	GWC-19	GWC-2	GWC-20	GWC-3	GWC-4
5/11/2010	0.0039 (J)	0.0051	0.0063	0.01	0.0046 (J)
6/16/2010	0.0049 (J)				
6/17/2010			0.0053	0.0087	0.007
6/19/2010		<0.011			
7/27/2010	0.0047 (J)	0.01	0.0064		
7/28/2010				0.028 (O)	0.0084
9/7/2010	0.0057		0.0078	0.022	
9/8/2010					0.0071
9/9/2010		0.0072			
4/28/2011		0.0077			0.008
4/29/2011	0.0087		0.0065	0.0099	
10/28/2011	0.0075	0.011	0.0092	0.0089	
10/29/2011					0.0054
5/2/2012	0.011				
5/3/2012		0.011	0.011	0.0091	0.0065
11/9/2012	0.0076	0.0089		0.008	
11/10/2012			0.0073		0.0059
5/9/2013	0.0088	0.0089	0.0098		
5/10/2013				0.019	0.0083
11/5/2013		0.011			
11/6/2013	0.011		0.011	0.013	0.0099 (J)
5/22/2014	0.0057 (J)	0.01	0.0097 (J)	0.0093 (J)	0.0049 (J)
11/8/2014	0.013				
11/9/2014			0.012	0.0098 (J)	0.0068 (J)
11/13/2014		0.0084 (J)			
5/22/2015				0.01	0.0087 (J)
5/23/2015	0.014				
5/24/2015		0.0095 (J)	0.016		
11/10/2015	0.0091 (J)		0.0088 (J)	0.011	
11/11/2015		0.011			0.0084 (J)
4/11/2016	0.00767 (J)				
4/12/2016		0.0122	0.00965 (J)	0.00925 (JD)	0.00419 (J)
6/16/2016	<0.01	<0.011	<0.0085		
6/20/2016				0.0076 (J)	0.0043 (J)
8/11/2016	0.0085	0.01	0.0083		
8/12/2016				0.0079	0.0037
10/4/2016		0.011			
10/5/2016	0.01		0.0094	0.0085	
10/6/2016					0.0062
11/29/2016	0.0087				
11/30/2016		0.0098	0.0084	0.0086	0.0043
2/7/2017		0.0096			
2/8/2017	0.0093		0.0091	0.011	0.0052
4/5/2017	0.0098				
4/6/2017		0.01	0.011	0.0098	0.005
6/20/2017		0.01			
6/21/2017	0.0094		0.0081	0.011	
6/22/2017					0.0052
10/4/2017		0.011			
10/5/2017	0.0096		0.0083	0.01	
10/6/2017					0.0049
3/20/2018	0.0097	0.0099			

Time Series

Constituent: Chromium, Total (mg/L) Analysis Run 5/23/2023 4:57 PM
Plant Scherer Client: Southern Company Data: Scherer Cell 1-CCR

	GWC-19	GWC-2	GWC-20	GWC-3	GWC-4
3/21/2018			<0.0085 (X)	<0.0093 (X)	<0.0062 (X)
10/2/2018	0.0097	0.01			
10/3/2018			0.0091	0.0081	0.0039
3/26/2019	0.0091	0.0096	0.0092	0.0075	0.0084
9/10/2019		0.014		0.0092	0.0067
9/12/2019	0.012		0.011		
3/18/2020		0.011		0.0049	
3/19/2020	0.012		0.0094		0.0045
9/9/2020	0.011	0.01			
9/10/2020			0.009	0.0061	0.0055
4/1/2021		0.0057			
4/2/2021					0.0052
4/5/2021	0.012		0.008		
4/6/2021				0.0074	
8/11/2021	0.013		0.0087		
8/12/2021		0.012		0.0085	0.0045
2/15/2022		0.011		0.0076	0.0041
2/16/2022	0.011		0.0081		
8/25/2022	0.015		0.0079	0.0072	0.0038
8/26/2022		0.0095			
2/27/2023		0.012			0.0039
2/28/2023	0.014		0.009	0.01	

Time Series

Constituent: Chromium, Total (mg/L) Analysis Run 5/23/2023 4:57 PM

Plant Scherer Client: Southern Company Data: Scherer Cell 1-CCR

	GWC-5	GWC-6	GWC-7	GWC-8A	GWC-9
5/10/2010			0.007	<0.002	0.0097
5/11/2010	0.004 (J)	<0.012			
6/16/2010					0.0074
6/18/2010	0.0056	0.0063	0.011		
6/19/2010				<0.002	
7/27/2010	0.0051	0.004 (J)			0.0068
7/28/2010			0.0092	0.0034 (J)	
9/8/2010				0.014	0.007
9/9/2010	0.0037 (J)	0.0053	0.01		
4/29/2011	0.0036 (J)				0.0062
4/30/2011		0.0035 (J)	0.012	0.022	
10/27/2011				0.0064	0.0084
10/28/2011	0.0026 (J)				
10/29/2011		0.0048 (J)	0.012		
5/3/2012					0.0099
5/4/2012	0.0031 (J)	0.0064	0.013	0.0059	
11/10/2012	<0.005	0.0084	0.0097		
11/11/2012				0.011	0.0073
5/9/2013	0.0033 (J)	0.0041 (J)	0.013		0.0085
5/10/2013				0.038 (O)	
11/6/2013	0.0045 (J)				0.013
11/7/2013		0.0077 (J)	0.013	0.012	
5/21/2014		0.0044 (J)	0.0091 (J)	0.0048 (J)	0.0097 (J)
5/22/2014	0.0035 (J)				
11/9/2014	0.0062 (J)	0.0071 (J)			
11/12/2014			0.0097 (J)		0.0072 (J)
11/13/2014				0.023	
5/23/2015				0.015	0.0095 (J)
5/24/2015	0.012	0.01	0.018		
11/11/2015	0.0068 (J)	0.0053 (J)	0.0086 (J)	0.016	
11/12/2015					0.0046 (J)
4/12/2016		0.00493 (J)			
4/13/2016			0.00924 (JD)		0.00627 (JD)
4/19/2016	0.00368 (J)			0.0086 (J)	
6/20/2016		0.0043 (J)	0.0084 (J)		
6/22/2016	0.0031 (J)				0.0079 (J)
8/12/2016		0.0037			
8/15/2016			0.0083		0.0075
8/16/2016	0.0028				
10/6/2016	0.003	0.004	0.0081		0.0071
10/10/2016				0.0052	
11/30/2016		0.0035			
12/1/2016	0.0022 (J)		0.0083	0.0062	0.007
2/8/2017					0.0047
2/9/2017	0.0035	0.0041	0.0087	0.0091	
4/6/2017	0.0032	0.0038			0.006
4/7/2017			0.009	<0.002	
6/21/2017	0.0031	0.004		<0.002	0.0071
6/22/2017			0.0092		
8/15/2017				<0.002	
9/1/2017				<0.002	
10/5/2017	0.0029				0.008

Time Series

Constituent: Chromium, Total (mg/L) Analysis Run 5/23/2023 4:57 PM
Plant Scherer Client: Southern Company Data: Scherer Cell 1-CCR

	GWC-5	GWC-6	GWC-7	GWC-8A	GWC-9
10/6/2017		0.0038	0.0095		
10/9/2017				<0.002	
3/21/2018		<0.012 (X)			<0.0046 (X)
3/22/2018	0.0086 (J+X)		0.0086 (J+X)	0.0079 (J+X)	
10/2/2018					0.0081
10/3/2018	0.003	0.0042			
10/4/2018			0.0083	<0.002	
3/26/2019		0.0044			
3/27/2019	0.0039		0.0088	<0.002	0.0064
9/11/2019	0.0079	0.0078	0.013	0.0052	0.012
3/18/2020	0.0052	0.0046		<0.002	0.0066
3/19/2020			0.011		
9/9/2020	0.0048			<0.002	0.0081
9/10/2020		0.0049	0.0098		
4/1/2021	0.0058		0.0091		0.0018 (J)
4/5/2021		0.005		<0.002	
8/11/2021		0.005	0.0092		
8/12/2021	0.0053			<0.002	0.0077
2/15/2022	0.0061	0.0046	0.0088	<0.002	0.0079
8/25/2022	0.0058	0.0046	0.0085	<0.002	0.0092
2/27/2023		0.0047	0.0092	<0.002	0.0094
2/28/2023	0.0068				

Time Series

Constituent: Cobalt, Total (mg/L) Analysis Run 5/23/2023 4:57 PM
 Plant Scherer Client: Southern Company Data: Scherer Cell 1-CCR

	GWA-15 (bg)	GWA-16 (bg)	GWA-17 (bg)	GWC-1	GWC-10
5/8/2010			<0.0025		
5/9/2010	<0.0025	<0.0025			
5/10/2010					<0.0025
5/11/2010				<0.0025	
6/16/2010		<0.0025	<0.0025		<0.0025
6/17/2010				<0.0025	
6/18/2010	<0.0025				
7/26/2010			<0.0025		
7/27/2010		<0.0025		<0.0025	
7/28/2010	<0.0025				<0.0025
9/7/2010		<0.0025	<0.0025		
9/8/2010					<0.0025
9/9/2010	<0.0025			<0.0025	
4/28/2011				<0.0025	
4/29/2011		0.003 (O)	<0.0025		<0.0025
4/30/2011	<0.0025				
10/27/2011					<0.0025
10/28/2011	<0.0025	<0.0025	<0.0025		
10/29/2011				<0.0025	
5/2/2012	<0.0025	<0.0025	<0.0025		
5/3/2012				<0.0025	
5/4/2012					<0.0025
11/9/2012	<0.0025	<0.0025	<0.0025	<0.0025	
11/11/2012					<0.0025
5/8/2013	<0.0025	<0.0025	<0.0025		
5/9/2013				<0.0025	<0.0025
11/5/2013	<0.0025			<0.0025	<0.0025
11/6/2013		<0.0025	<0.0025		
5/20/2014	<0.0025	<0.0025	<0.0025		
5/21/2014					<0.0025
5/23/2014				<0.0025	
11/8/2014		<0.0025	<0.0025		
11/12/2014	<0.0025				<0.0025
11/13/2014				<0.0025	
5/22/2015	<0.0025	<0.0025	<0.0025		
5/23/2015				<0.0025	<0.0025
11/9/2015		<0.0025	<0.0025		
11/11/2015	<0.0025			<0.0025	
11/12/2015					<0.0025
4/6/2016	0.00261 (O)	<0.0025	<0.0025		
4/12/2016				<0.0025	
4/13/2016					<0.0025 (D)
6/15/2016	0.00092 (J)	2.2E-05 (J)	8.4E-05 (J)		
6/16/2016				<0.0025	
6/21/2016					<0.0025
8/10/2016	0.00076 (J)	<0.0025	<0.0025		
8/11/2016				<0.0025	
8/15/2016					<0.0025
10/4/2016	0.00081 (J)	<0.0025		<0.0025	
10/5/2016			<0.0025		<0.0025
11/29/2016		<0.0025	<0.0025		
11/30/2016	0.00061 (J)			<0.0025	

Time Series

Constituent: Cobalt, Total (mg/L) Analysis Run 5/23/2023 4:57 PM
 Plant Scherer Client: Southern Company Data: Scherer Cell 1-CCR

	GWA-15 (bg)	GWA-16 (bg)	GWA-17 (bg)	GWC-1	GWC-10
12/1/2016					<0.0025
2/7/2017	<0.0025	<0.0025	<0.0025	<0.0025	
2/8/2017					<0.0025
4/4/2017	0.00084 (J)	<0.0025	<0.0025		
4/5/2017				<0.0025	
4/6/2017					<0.0025
6/20/2017	0.0012 (J)	<0.0025	<0.0025	<0.0025	
6/21/2017					<0.0025
10/4/2017	0.00087 (J)			<0.0025	
10/5/2017		<0.0025	<0.0025		<0.0025
3/20/2018	0.0018 (JD)	<0.0025	<0.0025	<0.0025	
3/21/2018					<0.0025
10/2/2018	0.0011 (J)	<0.0025	<0.0025	<0.0025	<0.0025
3/26/2019	0.0019 (J)	<0.0025	<0.0025	<0.0025	
3/27/2019					<0.0025
9/10/2019	0.0012 (J)	0.00031 (J)	0.00052 (J)	<0.0025	
9/11/2019					<0.0025
3/18/2020	0.0017 (J)	0.00034 (J)	<0.0025	0.00017 (J)	<0.0025
9/9/2020	0.0016 (J)	<0.0025	0.00019 (J)	<0.0025	<0.0025
4/1/2021	0.0024 (J)	0.00014 (J)	<0.0025	<0.0025	<0.0025
8/11/2021	0.0011 (J)	<0.0025	<0.0025		
8/18/2021				0.00025 (J)	
10/18/2021					<0.0025
2/15/2022	0.0029	<0.0025	<0.0025	<0.0025	<0.0025
8/24/2022			<0.0025	<0.0025	
8/25/2022	0.0014 (J)	<0.0025			<0.0025
2/21/2023					<0.0025
2/27/2023				<0.0025	
2/28/2023	0.0026	<0.0025	<0.0025		

Time Series

Constituent: Cobalt, Total (mg/L) Analysis Run 5/23/2023 4:57 PM
 Plant Scherer Client: Southern Company Data: Scherer Cell 1-CCR

	GWC-11	GWC-12	GWC-13	GWC-14	GWC-18
5/9/2010		<0.0025	<0.0025	<0.0025	
5/10/2010	<0.0025				<0.0025
6/16/2010	<0.0025				<0.0025
6/18/2010		<0.0025	<0.0025	<0.0025	
7/26/2010					<0.0025
7/27/2010	<0.0025	<0.0025			
7/28/2010				<0.0025	
7/29/2010			<0.0025		
9/7/2010					<0.0025
9/8/2010	<0.0025	<0.0025			
9/9/2010			<0.0025	<0.0025	
4/26/2011			<0.0025		
4/29/2011	<0.0025	<0.0025			<0.0025
4/30/2011				<0.0025	
10/27/2011	<0.0025				
10/28/2011		<0.0025	<0.0025	<0.0025	<0.0025
5/2/2012					<0.0025
5/3/2012		<0.0025		<0.0025	
5/4/2012	<0.0025		<0.0025		
11/9/2012					<0.0025
11/10/2012	<0.0025	<0.0025		<0.0025	
11/11/2012			<0.0025		
5/8/2013			<0.0025	<0.0025	<0.0025
5/9/2013	<0.0025	<0.0025			
11/5/2013				<0.0025	
11/6/2013	<0.0025	<0.0025			<0.0025
11/7/2013			<0.0025		
5/20/2014	<0.0025	<0.0025	<0.0025	<0.0025	
5/23/2014					<0.0025
11/8/2014					<0.0025
11/12/2014	<0.0025	<0.0025	<0.0025	<0.0025	
5/22/2015					0.0032 (O)
5/23/2015		<0.0025			
5/24/2015	<0.0025		<0.0025	<0.0025	
11/10/2015					<0.0025
11/11/2015				<0.0025	
11/12/2015	<0.0025	<0.0025	<0.0025		
4/11/2016					<0.0025
4/13/2016	<0.0025 (D)	<0.0025 (D)	<0.0025 (D)	<0.0025 (D)	
6/16/2016					<0.0025
6/21/2016	<0.0025	0.0004 (J)	<0.0025	<0.0025	
8/11/2016					<0.0025
8/15/2016	<0.0025	0.00042 (J)	<0.0025	<0.0025	
10/4/2016				<0.0025	
10/5/2016	<0.0025	0.00049 (J)			<0.0025
10/7/2016			<0.0025		
11/29/2016					<0.0025
12/1/2016	<0.0025	<0.0025	<0.0025	<0.0025	
2/7/2017				<0.0025	
2/8/2017	<0.0025	<0.0025			<0.0025
2/9/2017			<0.0025		
4/5/2017		<0.0025			

Time Series

Constituent: Cobalt, Total (mg/L) Analysis Run 5/23/2023 4:57 PM
Plant Scherer Client: Southern Company Data: Scherer Cell 1-CCR

	GWC-11	GWC-12	GWC-13	GWC-14	GWC-18
4/6/2017	<0.0025		<0.0025	<0.0025	<0.0025
6/20/2017	<0.0025	0.0004 (J)		<0.0025	
6/21/2017					<0.0025
6/22/2017			<0.0025		
10/5/2017	<0.0025	0.00041 (J)		<0.0025	<0.0025
10/6/2017			<0.0025		
3/20/2018				<0.0025	<0.0025
3/21/2018	<0.0025	<0.0025			
3/22/2018			<0.0025		
10/2/2018	<0.0025	<0.0025		<0.0025	<0.0025
10/3/2018			<0.0025		
3/26/2019		<0.0025	<0.0025	<0.0025	<0.0025
3/27/2019	<0.0025				
9/11/2019	<0.0025	0.00042 (J)	<0.0025	<0.0025	0.00023 (J)
3/18/2020	<0.0025	0.00013 (J)	<0.0025	<0.0025	0.00018 (J)
9/9/2020				<0.0025	0.00014 (J)
9/10/2020	0.00033 (J)	0.00057 (J)	<0.0025		
4/1/2021	<0.0025	0.00028 (J)		<0.0025	<0.0025
4/6/2021			<0.0025		
8/11/2021	<0.0025	0.00033 (J)	<0.0025	<0.0025	0.00021 (J)
2/16/2022	<0.0025	0.00033 (J)	<0.0025	<0.0025	<0.0025
8/25/2022	<0.0025				<0.0025
8/26/2022		0.00033 (J)	<0.0025	<0.0025	
2/27/2023	<0.0025	<0.0025	<0.0025	<0.0025	
2/28/2023					<0.0025

Time Series

Constituent: Cobalt, Total (mg/L) Analysis Run 5/23/2023 4:57 PM
 Plant Scherer Client: Southern Company Data: Scherer Cell 1-CCR

	GWC-19	GWC-2	GWC-20	GWC-3	GWC-4
5/11/2010	<0.0025	<0.0025	<0.0025	<0.0025	<0.0025
6/16/2010	<0.0025				
6/17/2010			<0.0025	<0.0025	<0.0025
6/19/2010		<0.0025			
7/27/2010	<0.0025	<0.0025	<0.0025		
7/28/2010				0.0034 (O)	<0.0025
9/7/2010	<0.0025		<0.0025	<0.0025	
9/8/2010					<0.0025
9/9/2010		<0.0025			
4/28/2011		<0.0025			<0.0025
4/29/2011	<0.0025		<0.0025	0.0037 (O)	
10/28/2011	<0.0025	<0.0025	<0.0025	<0.0025	
10/29/2011					<0.0025
5/2/2012	<0.0025				
5/3/2012		<0.0025	<0.0025	<0.0025	<0.0025
11/9/2012	<0.0025	<0.0025		<0.0025	
11/10/2012			<0.0025		<0.0025
5/9/2013	<0.0025	<0.0025	<0.0025		
5/10/2013				<0.0025	<0.0025
11/5/2013		<0.0025			
11/6/2013	<0.0025		<0.0025	<0.0025	<0.0025
5/22/2014	<0.0025	<0.0025	<0.0025	<0.0025	<0.0025
11/8/2014	<0.0025				
11/9/2014			<0.0025	<0.0025	<0.0025
11/13/2014		<0.0025			
5/22/2015				<0.0025	<0.0025
5/23/2015	<0.0025				
5/24/2015		<0.0025	<0.0025		
11/10/2015	<0.0025		<0.0025	<0.0025	
11/11/2015		<0.0025			<0.0025
4/11/2016	<0.0025				
4/12/2016		<0.0025	<0.0025	<0.0025 (D)	<0.0025
6/16/2016	<0.0025	<0.0025	0.00012 (J)		
6/20/2016				0.0001 (J)	0.00016 (J)
8/11/2016	<0.0025	<0.0025	<0.0025		
8/12/2016				0.00042 (J)	<0.0025
10/4/2016		<0.0025			
10/5/2016	<0.0025		<0.0025	<0.0025	
10/6/2016					0.00068 (J)
11/29/2016	<0.0025				
11/30/2016		<0.0025	<0.0025	<0.0025	<0.0025
2/7/2017		<0.0025			
2/8/2017	<0.0025		<0.0025	<0.0025	<0.0025
4/5/2017	<0.0025				
4/6/2017		<0.0025	0.0005 (J)	<0.0025	<0.0025
6/20/2017		<0.0025			
6/21/2017	<0.0025		<0.0025	0.00042 (J)	
6/22/2017					<0.0025
10/4/2017		<0.0025			
10/5/2017	<0.0025		<0.0025	<0.0025	
10/6/2017					<0.0025
3/20/2018	<0.0025	<0.0025			

Time Series

Constituent: Cobalt, Total (mg/L) Analysis Run 5/23/2023 4:57 PM
Plant Scherer Client: Southern Company Data: Scherer Cell 1-CCR

	GWC-19	GWC-2	GWC-20	GWC-3	GWC-4
3/21/2018			<0.0025	<0.0025	<0.0025
10/2/2018	<0.0025	<0.0025			
10/3/2018			<0.0025	<0.0025	<0.0025
3/26/2019	<0.0025	<0.0025	<0.0025	<0.0025	0.00096 (J)
9/10/2019		0.00015 (J)		0.00028 (J)	<0.0025
9/12/2019	0.00021 (J)		0.00021 (J)		
3/18/2020		<0.0025		0.00014 (J)	
3/19/2020	0.00014 (J)		0.00026 (J)		0.00021 (J)
9/9/2020	<0.0025	<0.0025			
9/10/2020			0.00018 (J)	0.00023 (J)	0.00032 (J)
4/1/2021		<0.0025			
4/2/2021					0.00026 (J)
4/5/2021	<0.0025		<0.0025		
4/6/2021				0.00031 (J)	
8/11/2021	<0.0025		<0.0025		
8/12/2021		0.0002 (J)		0.00067 (J)	<0.0025
2/15/2022		<0.0025		<0.0025	<0.0025
2/16/2022	<0.0025		<0.0025		
8/25/2022	<0.0025		<0.0025	0.00046 (J)	<0.0025
8/26/2022		<0.0025			
2/27/2023		<0.0025			<0.0025
2/28/2023	<0.0025		<0.0025	<0.0025	

Time Series

Constituent: Cobalt, Total (mg/L) Analysis Run 5/23/2023 4:57 PM

Plant Scherer Client: Southern Company Data: Scherer Cell 1-CCR

	GWC-5	GWC-6	GWC-7	GWC-8A	GWC-9
5/10/2010			<0.0025	<0.0025	<0.0025
5/11/2010	<0.0025	<0.0025			
6/16/2010					<0.0025
6/18/2010	<0.0025	<0.0025	<0.0025		
6/19/2010				<0.0025	
7/27/2010	<0.0025	<0.0025			<0.0025
7/28/2010			<0.0025	<0.0025	
9/8/2010				<0.0025	<0.0025
9/9/2010	<0.0025	<0.0025	<0.0025		
4/29/2011	<0.0025				<0.0025
4/30/2011		<0.0025	<0.0025	0.0063 (O)	
10/27/2011				<0.0025	<0.0025
10/28/2011	<0.0025				
10/29/2011		<0.0025	<0.0025		
5/3/2012					<0.0025
5/4/2012	<0.0025	<0.0025	<0.0025	<0.0025	
11/10/2012	<0.0025	<0.0025	<0.0025		
11/11/2012				<0.0025	<0.0025
5/9/2013	<0.0025	<0.0025	<0.0025		<0.0025
5/10/2013				0.0068 (O)	
11/6/2013	<0.0025				<0.0025
11/7/2013		<0.0025	<0.0025	<0.0025	
5/21/2014		<0.0025	<0.0025	<0.0025	<0.0025
5/22/2014	<0.0025				
11/9/2014	<0.0025	<0.0025			
11/12/2014			<0.0025		<0.0025
11/13/2014				0.0046	
5/23/2015				<0.0025	<0.0025
5/24/2015	<0.0025	<0.0025	<0.0025		
11/11/2015	<0.0025	<0.0025	<0.0025	<0.0025	
11/12/2015					<0.0025
4/12/2016		<0.0025			
4/13/2016			<0.0025 (D)		<0.0025 (D)
4/19/2016	<0.0025			<0.0025	
6/20/2016		3E-05 (J)	8.6E-05 (J)		
6/22/2016	<0.0025				<0.0025
8/12/2016		<0.0025			
8/15/2016			<0.0025		<0.0025
8/16/2016	<0.0025				
10/6/2016	<0.0025	<0.0025	<0.0025		<0.0025
10/10/2016				<0.0025	
11/30/2016		<0.0025			
12/1/2016	<0.0025		<0.0025	0.00068 (J)	<0.0025
2/8/2017					<0.0025
2/9/2017	<0.0025	<0.0025	<0.0025	0.0009 (J)	
4/6/2017	<0.0025	<0.0025			<0.0025
4/7/2017			<0.0025	0.0011 (J)	
6/21/2017	<0.0025	<0.0025		0.00064 (J)	<0.0025
6/22/2017			<0.0025		
8/15/2017				0.001 (J)	
9/1/2017				0.00089 (J)	
10/5/2017	<0.0025				<0.0025

Time Series

Constituent: Cobalt, Total (mg/L) Analysis Run 5/23/2023 4:57 PM
Plant Scherer Client: Southern Company Data: Scherer Cell 1-CCR

	GWC-5	GWC-6	GWC-7	GWC-8A	GWC-9
10/6/2017		<0.0025	<0.0025		
10/9/2017				0.00085 (J)	
3/21/2018		<0.0025			<0.0025
3/22/2018	<0.0025		<0.0025	<0.0004 (o)	
10/2/2018					<0.0025
10/3/2018	<0.0025	<0.0025			
10/4/2018			<0.0025	0.00048 (J)	
3/26/2019		<0.0025			
3/27/2019	<0.0025		<0.0025	0.0012 (J)	<0.0025
9/11/2019	9.9E-05 (J)	8.7E-05 (J)	0.00016 (J)	0.00085 (J)	0.00016 (J)
3/18/2020	<0.0025	<0.0025		0.0027	<0.0025
3/19/2020			0.00013 (J)		
9/9/2020	<0.0025			0.0043	0.00023 (J)
9/10/2020		<0.0025	0.00038 (J)		
4/1/2021	<0.0025		0.00015 (J)		0.00015 (J)
4/5/2021		0.00015 (J)		0.0026	
8/11/2021		<0.0025	<0.0025		
8/12/2021	<0.0025			0.0019 (J)	0.00013 (J)
2/15/2022	<0.0025	<0.0025	<0.0025	0.0037	<0.0025
8/25/2022	<0.0025	<0.0025	<0.0025	0.0021 (J)	0.00053 (J)
2/27/2023		<0.0025	<0.0025	0.004	<0.0025
2/28/2023	<0.0025				

Time Series

Constituent: Copper (mg/L) Analysis Run 5/23/2023 4:57 PM
Plant Scherer Client: Southern Company Data: Scherer Cell 1-CCR

	GWA-15 (bg)	GWA-16 (bg)	GWA-17 (bg)	GWC-1	GWC-10
5/8/2010			<0.002		
5/9/2010	<0.002	<0.002			
5/10/2010					<0.002
5/11/2010				<0.002	
6/16/2010		<0.002	<0.002		<0.002
6/17/2010				<0.002	
6/18/2010	<0.002				
7/26/2010			<0.002		
7/27/2010		<0.002		<0.002	
7/28/2010	<0.002				<0.002
9/7/2010		<0.002	<0.002		
9/8/2010					<0.002
9/9/2010	<0.002			<0.002	
4/28/2011				<0.002	
4/29/2011		<0.002	<0.002		<0.002
4/30/2011	<0.002				
10/27/2011					<0.002
10/28/2011	<0.002	<0.002	<0.002		
10/29/2011				<0.002	
5/2/2012	<0.002	<0.002	<0.002		
5/3/2012				<0.002	
5/4/2012					<0.002
11/9/2012	<0.002	<0.002	<0.002	<0.002	
11/11/2012					<0.002
5/8/2013	<0.002	<0.002	<0.002		
5/9/2013				<0.002	<0.002
11/5/2013	<0.002			<0.002	<0.002
11/6/2013		<0.002	<0.002		
5/20/2014	<0.002	<0.002	<0.002		
5/21/2014					<0.002
5/23/2014				<0.002	
11/8/2014		<0.002	<0.002		
11/12/2014	<0.002				<0.002
11/13/2014				<0.002	
5/22/2015	<0.002	<0.002	<0.002		
5/23/2015				<0.002	<0.002
11/9/2015		<0.002	<0.002		
11/11/2015	<0.002			<0.002	
11/12/2015					<0.002
4/6/2016	<0.002	<0.002	<0.002		
4/12/2016				<0.002	
4/13/2016					<0.002 (D)
10/4/2016	<0.002	<0.002		<0.002	
10/5/2016			<0.002		<0.002
4/4/2017	<0.002	<0.002	<0.002		
4/5/2017				<0.002	
4/6/2017					<0.002
10/4/2017	<0.002			<0.002	
10/5/2017		<0.002	<0.002		<0.002
3/20/2018	<0.002 (D)	<0.002	<0.002	<0.002	
3/21/2018					<0.002
10/2/2018	<0.002	<0.002	<0.002	<0.002	<0.002

Time Series

Constituent: Copper (mg/L) Analysis Run 5/23/2023 4:57 PM
Plant Scherer Client: Southern Company Data: Scherer Cell 1-CCR

	GWA-15 (bg)	GWA-16 (bg)	GWA-17 (bg)	GWC-1	GWC-10
3/26/2019	<0.002	<0.002	<0.002	<0.002	
3/27/2019					<0.002
9/10/2019	<0.002	0.00095 (J)	0.0012 (J)	<0.002	
9/11/2019					<0.002
3/18/2020	<0.002	<0.002	<0.002	<0.002	<0.002
9/9/2020	<0.002	<0.002	<0.002	<0.002	<0.002
4/1/2021	<0.002	0.00074 (J)	<0.002	<0.002	<0.002
8/11/2021	<0.002	<0.002	<0.002		
8/18/2021				0.0011 (J)	
10/18/2021					<0.002
2/15/2022	<0.002	<0.002	<0.002	0.0013 (J)	<0.002
8/24/2022			<0.002	<0.002	
8/25/2022	<0.002	<0.002			<0.002
2/21/2023					<0.002
2/27/2023				<0.002	
2/28/2023	<0.002	<0.002	<0.002		

Time Series

Constituent: Copper (mg/L) Analysis Run 5/23/2023 4:57 PM
 Plant Scherer Client: Southern Company Data: Scherer Cell 1-CCR

	GWC-11	GWC-12	GWC-13	GWC-14	GWC-18
5/9/2010		<0.002	<0.002	<0.002	
5/10/2010	<0.002				<0.002
6/16/2010	<0.002				0.0025 (J)
6/18/2010		<0.002	<0.002	<0.002	
7/26/2010					0.0023 (J)
7/27/2010	<0.002	<0.002			
7/28/2010				<0.002	
7/29/2010			<0.002		
9/7/2010					<0.002
9/8/2010	<0.002	<0.002			
9/9/2010			<0.002	<0.002	
4/26/2011			<0.002		
4/29/2011	<0.002	<0.002			<0.002
4/30/2011				<0.002	
10/27/2011	<0.002				
10/28/2011		<0.002	<0.002	<0.002	<0.002
5/2/2012					<0.002
5/3/2012		<0.002		0.0021 (J)	
5/4/2012	<0.002		0.0024 (J)		
11/9/2012					<0.002
11/10/2012	<0.002	<0.002		<0.002	
11/11/2012			<0.002		
5/8/2013			<0.002	<0.002	<0.002
5/9/2013	<0.002	<0.002			
11/5/2013				<0.002	
11/6/2013	<0.002	<0.002			<0.002
11/7/2013			<0.002		
5/20/2014	<0.002	<0.002	<0.002	<0.002	
5/23/2014					<0.002
11/8/2014					<0.002
11/12/2014	<0.002	<0.002	<0.002	<0.002	
5/22/2015					<0.002
5/23/2015		<0.002			
5/24/2015	<0.002		<0.002	<0.002	
11/10/2015					<0.002
11/11/2015				<0.002	
11/12/2015	<0.002	<0.002	<0.002		
4/11/2016					<0.002
4/13/2016	<0.002 (D)	<0.002 (D)	<0.002 (D)	<0.002 (D)	
10/4/2016				<0.002	
10/5/2016	<0.002	<0.002			<0.002
10/7/2016			<0.002		
4/5/2017		<0.002			
4/6/2017	<0.002		<0.002	<0.002	<0.002
10/5/2017	0.0021 (J)	<0.002		<0.002	<0.002
10/6/2017			<0.002		
3/20/2018				<0.002	<0.002
3/21/2018	<0.002	<0.002 (D)			
3/22/2018			<0.002		
10/2/2018	<0.002	<0.002		<0.002	<0.002
10/3/2018			<0.002		
3/26/2019		<0.002	<0.002	<0.002	<0.002

Time Series

Constituent: Copper (mg/L) Analysis Run 5/23/2023 4:57 PM
Plant Scherer Client: Southern Company Data: Scherer Cell 1-CCR

	GWC-11	GWC-12	GWC-13	GWC-14	GWC-18
3/27/2019	<0.002				
9/11/2019	<0.002	<0.002	<0.002	<0.002	0.00084 (J)
3/18/2020	<0.002	<0.002	<0.002	<0.002	<0.002
9/9/2020				<0.002	0.00084 (J)
9/10/2020	0.0007 (J)	<0.002	<0.002		
4/1/2021	<0.002	<0.002		<0.002	<0.002
4/6/2021			<0.002		
8/11/2021	<0.002	<0.002	<0.002	<0.002	<0.002
2/16/2022	<0.002	<0.002	<0.002	<0.002	<0.002
8/25/2022	<0.002				<0.002
8/26/2022		<0.002	<0.002	<0.002	
2/27/2023	<0.002	<0.002	<0.002	<0.002	
2/28/2023					0.0011 (J)

Time Series

Constituent: Copper (mg/L) Analysis Run 5/23/2023 4:57 PM
 Plant Scherer Client: Southern Company Data: Scherer Cell 1-CCR

	GWC-19	GWC-2	GWC-20	GWC-3	GWC-4
5/11/2010	<0.002	<0.002	<0.002	0.003 (J)	<0.002
6/16/2010	<0.002				
6/17/2010			<0.002	<0.002	0.0022 (J)
6/19/2010		<0.002			
7/27/2010	<0.002	<0.002	0.0021 (J)		
7/28/2010				0.012 (O)	0.0033 (J)
9/7/2010	<0.002		<0.002	0.0026 (J)	
9/8/2010					<0.002
9/9/2010		<0.002			
4/28/2011		<0.002			0.0037 (J)
4/29/2011	<0.002		<0.002	<0.002	
10/28/2011	<0.002	<0.002	<0.002	<0.002	
10/29/2011					<0.002
5/2/2012	<0.002				
5/3/2012		<0.002	<0.002	<0.002	0.0031 (J)
11/9/2012	<0.002	<0.002		<0.002	
11/10/2012			<0.002		0.0021 (J)
5/9/2013	<0.002	<0.002	<0.002		
5/10/2013				0.0042 (J)	0.0025 (J)
11/5/2013		<0.002			
11/6/2013	<0.002		<0.002	<0.002	0.0032 (J)
5/22/2014	<0.002	<0.002	<0.002	<0.002	<0.002
11/8/2014	<0.002				
11/9/2014			<0.002	<0.002	<0.002
11/13/2014		<0.002			
5/22/2015				<0.002	<0.002
5/23/2015	<0.002				
5/24/2015		<0.002	<0.002		
11/10/2015	<0.002	<0.002	<0.002	<0.002	
11/11/2015		<0.002			0.002 (J)
4/11/2016	<0.002				
4/12/2016		<0.002	<0.002	<0.002 (D)	<0.002
10/4/2016		<0.002			
10/5/2016	<0.002		<0.002	<0.002	
10/6/2016					0.0022 (J)
4/5/2017	<0.002				
4/6/2017		<0.002	<0.002	<0.002	<0.002
10/4/2017		<0.002			
10/5/2017	<0.002		<0.002	<0.002	
10/6/2017					<0.002
3/20/2018	<0.002	<0.002			
3/21/2018			<0.002	<0.002	<0.002
10/2/2018	<0.002	<0.002			
10/3/2018			<0.002	<0.002	<0.002
3/26/2019	<0.002	<0.002	<0.002	<0.002	0.0039
9/10/2019		<0.002		0.0011 (J)	0.0017 (J)
3/18/2020		<0.002		<0.002	
3/19/2020	<0.002		<0.002		<0.002
9/9/2020	<0.002	<0.002			
9/10/2020			<0.002	0.00072 (J)	0.0011 (J)
4/1/2021		0.00069 (J)			
4/2/2021					0.0012 (J)

Time Series

Constituent: Copper (mg/L) Analysis Run 5/23/2023 4:57 PM
Plant Scherer Client: Southern Company Data: Scherer Cell 1-CCR

	GWC-19	GWC-2	GWC-20	GWC-3	GWC-4
4/5/2021	<0.002		<0.002		
4/6/2021				0.00088 (J)	
8/11/2021	<0.002		<0.002		
8/12/2021		0.00078 (J)		0.0019 (J)	<0.002
2/15/2022		0.0013 (J)		0.0013 (J)	0.0011 (J)
2/16/2022	<0.002		<0.002		
8/25/2022	<0.002		<0.002	0.0013 (J)	<0.002
8/26/2022		<0.002			
2/27/2023		<0.002			<0.002
2/28/2023	<0.002		<0.002	<0.002	

Time Series

Constituent: Copper (mg/L) Analysis Run 5/23/2023 4:57 PM
 Plant Scherer Client: Southern Company Data: Scherer Cell 1-CCR

	GWC-5	GWC-6	GWC-7	GWC-8A	GWC-9
5/10/2010			<0.002	0.0036 (J)	<0.002
5/11/2010	<0.002	<0.002			
6/16/2010					<0.002
6/18/2010	<0.002	0.0026 (J)	0.008 (O)		
6/19/2010				0.004 (J)	
7/27/2010	<0.002	0.0029 (J)			<0.002
7/28/2010			0.0021 (J)	0.013	
9/8/2010				0.068	<0.002
9/9/2010	<0.002	<0.002	<0.002		
4/29/2011	<0.002				<0.002
4/30/2011		<0.002	<0.002	0.098	
10/27/2011				0.02	<0.002
10/28/2011	<0.002				
10/29/2011		<0.002	<0.002		
5/3/2012					0.0023
5/4/2012	<0.002	0.0037 (J)	<0.002	0.024	
11/10/2012	<0.002	<0.002	<0.002		
11/11/2012				0.032	<0.002
5/9/2013	<0.002	<0.002	<0.002		<0.002
5/10/2013				0.18 (o)	
11/6/2013	<0.002				<0.002
11/7/2013		<0.002	0.0022 (J)	0.021	
5/21/2014		<0.002	<0.002	0.0089 (J)	<0.002
5/22/2014	<0.002				
11/9/2014	<0.002	<0.002			
11/12/2014			<0.002		<0.002
11/13/2014				0.1	
5/23/2015				0.048	<0.002
5/24/2015	<0.002	<0.002	0.0022 (J)		
11/11/2015	<0.002	<0.002	<0.002	0.059	
11/12/2015					<0.002
4/12/2016		<0.002			
4/13/2016			<0.002 (D)		<0.002 (D)
4/19/2016	<0.002			0.0131 (J)	
10/6/2016	<0.002	<0.002	<0.002		<0.002
10/10/2016				0.0046	
4/6/2017	<0.002	<0.002			<0.002
4/7/2017			<0.002	<0.002	
10/5/2017	<0.002				<0.002
10/6/2017		<0.002	0.0026		
10/9/2017				<0.002	
3/21/2018		<0.002			0.0038
3/22/2018	<0.002		<0.002	<0.002	
10/2/2018					<0.002
10/3/2018	<0.002	<0.002			
10/4/2018			<0.002	<0.002	
3/26/2019		<0.002			
3/27/2019	<0.002		<0.002	<0.002	<0.002
9/11/2019	<0.002	0.00066 (J)	0.00086 (J)	<0.002	<0.002
3/18/2020	<0.002	<0.002		<0.002	<0.002
3/19/2020			<0.002		
9/9/2020	<0.002			<0.002	<0.002

Time Series

Constituent: Copper (mg/L) Analysis Run 5/23/2023 4:57 PM
Plant Scherer Client: Southern Company Data: Scherer Cell 1-CCR

	GWC-5	GWC-6	GWC-7	GWC-8A	GWC-9
9/10/2020		<0.002	0.0024		
4/1/2021	<0.002		0.00094 (J)		<0.002
4/5/2021		<0.002		<0.002	
8/11/2021		<0.002	<0.002		
8/12/2021	<0.002			<0.002	<0.002
2/15/2022	<0.002	<0.002	<0.002	<0.002	<0.002
8/25/2022	<0.002	<0.002	<0.002	<0.002	0.0017 (J)
2/27/2023		<0.002	<0.002	<0.002	0.0013 (J)
2/28/2023	<0.002				

Time Series

Constituent: Fluoride (mg/L) Analysis Run 5/23/2023 4:57 PM

Plant Scherer Client: Southern Company Data: Scherer Cell 1-CCR

	GWA-15 (bg)	GWA-16 (bg)	GWA-17 (bg)	GWC-1	GWC-10
4/6/2016	0.017 (J)	0.048 (J)	0.039 (J)		
4/12/2016				0.087 (J)	
4/13/2016					0.082 (JD)
6/15/2016	<0.1	<0.082	<0.082		
6/16/2016				0.04 (J)	
6/21/2016					0.02 (J)
8/10/2016	<0.1	<0.082	<0.082		
8/11/2016				0.092 (J)	
8/15/2016					<0.082
10/4/2016	<0.1	<0.082		<0.082	
10/5/2016			<0.082		<0.082
11/29/2016		<0.082	<0.082		
11/30/2016	<0.1			0.091 (J)	
12/1/2016					<0.082
2/7/2017	<0.1	<0.082	<0.082	<0.082	
2/8/2017					<0.082
4/4/2017	<0.1	<0.082	<0.082		
4/5/2017				<0.082	
4/6/2017					<0.082
6/20/2017	<0.1	<0.082	<0.082	0.082 (J)	
6/21/2017					<0.082
10/4/2017	<0.1			<0.082	
10/5/2017		<0.082	<0.082		<0.082
3/20/2018	<0.1 (D)	<0.082	<0.082	<0.082	
3/21/2018					<0.082
10/2/2018	<0.1	<0.082	<0.082	0.089 (J)	<0.082
3/26/2019	<0.1	0.041 (J)	0.042 (J)	0.072 (J)	
3/27/2019					0.077 (J)
9/10/2019	<0.1	0.047 (J)	0.046 (J)	0.077 (J)	
9/11/2019					0.067 (J)
3/18/2020	0.036 (J)	0.041 (J)	0.071 (J)	0.098 (J)	0.088 (J)
9/9/2020	<0.1	0.034 (J)	0.036 (J)	0.069 (J)	0.055 (J)
4/1/2021	<0.1	0.035 (J)	0.042 (J)	0.081 (J)	0.086 (J)
8/11/2021	0.036 (J)	0.05 (J)	0.053 (J)		
8/17/2021					0.083 (J)
10/18/2021				0.081 (J)	
2/15/2022	0.054 (J)	0.079 (J)	0.083 (J)	0.12	0.099 (J)
5/12/2022				0.048 (J,R)	
8/24/2022			0.047 (J)	0.075 (J)	
8/25/2022	<0.1	0.047 (J)			0.065 (J)
2/21/2023					0.061 (J)
2/27/2023				0.08 (J)	
2/28/2023	0.077 (J)	0.089 (J)	0.067 (J)		

Time Series

Constituent: Fluoride (mg/L) Analysis Run 5/23/2023 4:57 PM
 Plant Scherer Client: Southern Company Data: Scherer Cell 1-CCR

	GWC-11	GWC-12	GWC-13	GWC-14	GWC-18
4/11/2016					0.047 (J)
4/13/2016	0.061 (JD)	0.01 (JD)	0.039 (JD)	0.027 (JD)	
6/16/2016					<0.1
6/21/2016	0.03 (J)	<0.1	<0.1	<0.1	
8/11/2016					<0.1
8/15/2016	<0.1	<0.1	<0.1	<0.1	
10/4/2016				<0.1	
10/5/2016	<0.1	<0.1			<0.1
10/7/2016			<0.1		
11/29/2016					<0.1
12/1/2016	<0.1	<0.1	<0.1	<0.1	
2/7/2017				<0.1	
2/8/2017	<0.1	<0.1			<0.1
2/9/2017			<0.1		
4/5/2017		<0.1			
4/6/2017	<0.1		<0.1	<0.1	<0.1
6/20/2017	<0.1	<0.1		<0.1	
6/21/2017					<0.1
6/22/2017			<0.1		
10/5/2017	<0.1	<0.1		<0.1	<0.1
10/6/2017			<0.1		
3/20/2018				<0.1	<0.1
3/21/2018	<0.1	<0.1 (D)			
3/22/2018			<0.1		
10/2/2018	<0.1	<0.1		<0.1	<0.1
10/3/2018			<0.1		
3/26/2019		0.026 (J)	0.04 (J)	0.034 (J)	0.046 (J)
3/27/2019	0.048 (J)				
9/11/2019	0.054 (J)	0.039 (J)	0.051 (J)	0.045 (J)	0.055 (J)
3/18/2020	0.064 (J)	0.046 (J)	0.055 (J)	0.068 (J)	<0.1
9/9/2020				<0.1	0.045 (J)
9/10/2020	0.052 (J)	<0.1	0.034 (J)		
4/1/2021	0.042 (J)	<0.1		<0.1	0.041 (J)
4/6/2021			0.026 (J)		
8/11/2021	0.051 (J)	0.029 (J)	0.045 (J)	0.045 (J)	0.062 (J)
2/16/2022	<0.1	<0.1	<0.1	<0.1	0.034 (J)
8/25/2022	0.059 (J)				0.047 (J)
8/26/2022		0.026 (J)	0.055 (J)	0.068 (J)	
2/27/2023	0.064 (J)	0.032 (J)	0.055 (J)	0.047 (J)	
2/28/2023					0.12

Time Series

Constituent: Fluoride (mg/L) Analysis Run 5/23/2023 4:57 PM
 Plant Scherer Client: Southern Company Data: Scherer Cell 1-CCR

	GWC-19	GWC-2	GWC-20	GWC-3	GWC-4
4/11/2016	0.048 (J)				
4/12/2016		0.046 (J)	0.056 (J)	0.057 (JD)	0.121 (J)
6/16/2016	<0.1	<0.082	<0.1		
6/20/2016				0.04 (J)	0.04 (J)
8/11/2016	<0.1	<0.082	<0.1		
8/16/2016				<0.082	0.13 (J)
10/4/2016		<0.082			
10/5/2016	<0.1		<0.1	<0.082	
10/6/2016					0.1 (J)
11/29/2016	<0.1				
11/30/2016		<0.082	<0.1	<0.082	0.13 (J)
2/7/2017		<0.082			
2/8/2017	<0.1		<0.1	<0.082	0.093 (J)
4/5/2017	<0.1				
4/6/2017		<0.082	<0.1	<0.082	0.1 (J)
6/20/2017		<0.082			
6/21/2017	<0.1		<0.1	<0.082	
6/22/2017					0.11 (J)
10/4/2017		<0.082			
10/5/2017	<0.1		<0.1	<0.082	
10/6/2017					0.096 (J)
3/20/2018	<0.1	<0.082			
3/21/2018			<0.1	<0.082	0.094 (J)
10/2/2018	<0.1	<0.082			
10/3/2018			<0.1	<0.082	0.1 (J+X)
3/26/2019	0.04 (J)	0.046 (J)	0.045 (J)	0.046 (J)	0.087 (J)
9/10/2019		0.048 (J)		0.058 (J)	0.097 (J)
9/12/2019	0.032 (J)		0.044 (J)		
3/18/2020		0.055 (J)		0.091 (J)	
3/19/2020	<0.1		<0.1		0.038 (J)
9/9/2020	0.034 (J)	0.033 (J)			
9/10/2020			0.051 (J)	0.063 (J)	0.1
4/1/2021		0.043 (J)			
4/2/2021					0.097 (J)
4/6/2021				0.045 (J)	
6/1/2021	0.026 (J)		0.033 (J)		
8/11/2021	0.047 (J)		0.051 (J)		
8/12/2021		0.054 (J)		0.084 (J)	0.11
2/15/2022		0.072 (J)		0.092 (J)	0.13
2/16/2022	0.028 (J)		<0.1		
8/25/2022	0.042 (J)		0.05 (J)	0.059 (J)	0.077 (J)
8/26/2022		0.048 (J)			
2/27/2023		0.055 (J)			0.075 (J)
2/28/2023	0.079 (J)		0.089 (J)	0.08 (J)	

Time Series

Constituent: Fluoride (mg/L) Analysis Run 5/23/2023 4:57 PM
 Plant Scherer Client: Southern Company Data: Scherer Cell 1-CCR

	GWC-5	GWC-6	GWC-7	GWC-8A	GWC-9
4/12/2016		0.061 (J)			
4/13/2016			0.061 (JD)		0.083 (JD)
4/19/2016	0.024 (J)			0.135 (J)	
6/20/2016		<0.082	0.12 (J)		
6/22/2016	<0.082				0.03 (J)
8/15/2016			<0.1		<0.082
8/16/2016	<0.082	<0.082			
10/6/2016	<0.082	<0.082	<0.1		<0.082
10/10/2016				0.12 (J)	
11/30/2016		<0.082			
12/1/2016	<0.082		<0.1	0.12 (J)	<0.082
2/8/2017					<0.082
2/9/2017	<0.082	<0.082	<0.1	0.11 (J)	
4/6/2017	<0.082	<0.082			<0.082
4/7/2017			<0.1	0.15 (J)	
6/21/2017	<0.082	<0.082		0.21	<0.082
6/22/2017			<0.1		
8/15/2017				0.1 (J)	
9/1/2017				0.084 (J)	
10/5/2017	<0.082				0.084 (J)
10/6/2017		<0.082	<0.1		
3/21/2018		<0.082			<0.082
3/22/2018	<0.082		<0.1	0.091 (J)	
10/2/2018					<0.082
10/3/2018	<0.082	<0.082			
10/4/2018			<0.1	0.14 (J+X)	
3/26/2019		0.058 (J)			
3/27/2019	0.038 (J)		0.04 (J)	0.071 (J)	0.066 (J)
9/11/2019	0.045 (J)	0.058 (J)	0.057 (J)	0.071 (J)	0.067 (J)
3/18/2020	0.055 (J)	0.082 (J)		0.073 (J)	0.096 (J)
3/19/2020			<0.1		
9/9/2020	0.033 (J)			0.038 (J)	0.067 (J)
9/10/2020		0.052 (J)	0.053 (J)		
4/1/2021	0.029 (J)		0.072 (J)		0.072 (J)
6/1/2021				0.034 (J)	
6/2/2021		0.038 (J)			
8/11/2021		0.055 (J)	0.058 (J)		
8/12/2021	0.045 (J)			0.087 (J)	0.085 (J)
2/15/2022	0.16	0.095 (J)	0.083 (J)	0.096 (J)	0.096 (J)
5/12/2022	0.03 (J,R)				
8/25/2022	0.047 (J)	0.058 (J)	0.051 (J)	0.059 (J)	0.064 (J)
2/27/2023		0.072 (J)	0.054 (J)	0.097 (J)	0.07 (J)
2/28/2023	0.065 (J)				

Time Series

Constituent: Lead, T Total (mg/L) Analysis Run 5/23/2023 4:57 PM
 Plant Scherer Client: Southern Company Data: Scherer Cell 1-CCR

	GWA-15 (bg)	GWA-16 (bg)	GWA-17 (bg)	GWC-1	GWC-10
5/8/2010			<0.001		
5/9/2010	<0.001	0.0021 (J)			
5/10/2010					<0.001
5/11/2010				<0.001	
6/16/2010		0.0028 (J)	0.0021 (J)		0.002 (J)
6/17/2010				0.0026 (J)	
6/18/2010	<0.001				
7/26/2010			<0.001		
7/27/2010		<0.001		<0.001	
7/28/2010	<0.001				<0.001
9/7/2010		<0.001	<0.001		
9/8/2010					<0.001
9/9/2010	<0.001			<0.001	
4/28/2011				0.0036 (J)	
4/29/2011		0.0032 (J)	0.0024 (J)		0.003 (J)
4/30/2011	<0.001				
10/27/2011					0.0027 (J)
10/28/2011	<0.001	0.0025 (J)	0.002 (J)		
10/29/2011				0.0038 (J)	
5/2/2012	<0.001	<0.001	<0.001		
5/3/2012				<0.001	
5/4/2012					<0.001
11/9/2012	<0.001	0.0024 (J)	<0.001	0.0024 (J)	
11/11/2012					0.0022 (J)
5/8/2013	<0.001	0.0051	0.0034 (J)		
5/9/2013				0.0085	0.007
11/5/2013	<0.001			0.0042 (J)	0.0048 (J)
11/6/2013		0.0033 (J)	0.0028 (J)		
5/20/2014	<0.001	<0.001	<0.001		
5/21/2014					<0.001
5/23/2014				<0.001	
11/8/2014		<0.001	<0.001		
11/12/2014	<0.001				0.002 (J)
11/13/2014				<0.001	
5/22/2015	<0.001	0.0036 (J)	0.0032 (J)		
5/23/2015				0.0044 (J)	0.0035 (J)
11/9/2015		0.0039 (J)	<0.001		
11/11/2015	<0.001			0.0042 (J)	
11/12/2015					0.0032 (J)
4/6/2016	<0.001	<0.001	<0.001		
4/12/2016				<0.001	
4/13/2016					<0.001 (D)
6/15/2016	<0.001	<0.001	<0.001		
6/16/2016				<0.001	
6/21/2016					<0.001
8/10/2016	<0.001	<0.001	<0.001		
8/11/2016				<0.001	
8/15/2016					<0.001
10/4/2016	<0.001	<0.001		<0.001	
10/5/2016			<0.001		<0.001
11/29/2016		<0.001	<0.001		
11/30/2016	<0.001			<0.001	

Time Series

Constituent: Lead, T Total (mg/L) Analysis Run 5/23/2023 4:57 PM
Plant Scherer Client: Southern Company Data: Scherer Cell 1-CCR

	GWA-15 (bg)	GWA-16 (bg)	GWA-17 (bg)	GWC-1	GWC-10
12/1/2016					<0.001
2/7/2017	<0.001	<0.001	<0.001	<0.001	
2/8/2017					<0.001
4/4/2017	<0.001	<0.001	<0.001		
4/5/2017				<0.001	
4/6/2017					<0.001
6/20/2017	<0.001	<0.001	<0.001	<0.001	
6/21/2017					<0.001
10/4/2017	<0.001			0.00067 (J)	
10/5/2017		<0.001	<0.001		<0.001
3/20/2018	<0.001 (D)	<0.001	<0.001	<0.001	
3/21/2018					<0.001
10/2/2018	<0.001	<0.001	<0.001	<0.001	<0.001
3/26/2019	<0.001	<0.001	<0.001	<0.001	
3/27/2019					<0.001
9/10/2019	<0.001	0.00016 (J)	0.00022 (J)	<0.001	
9/11/2019					<0.001
3/18/2020	<0.001	<0.001	<0.001	0.00023 (J)	<0.001
9/9/2020	<0.001	<0.001	<0.001	<0.001	<0.001
4/1/2021	<0.001	<0.001	<0.001	<0.001	<0.001
8/11/2021	<0.001	<0.001	<0.001		
8/18/2021				<0.001	
10/18/2021					<0.001
2/15/2022	<0.001	<0.001	<0.001	<0.001	<0.001
8/24/2022			<0.001	<0.001	
8/25/2022	<0.001	<0.001			<0.001
2/21/2023					<0.001
2/27/2023				<0.001	
2/28/2023	<0.001	<0.001	<0.001		

Time Series

Constituent: Lead, T Total (mg/L) Analysis Run 5/23/2023 4:57 PM
 Plant Scherer Client: Southern Company Data: Scherer Cell 1-CCR

	GWC-11	GWC-12	GWC-13	GWC-14	GWC-18
5/9/2010		<0.001	<0.001	<0.001	
5/10/2010	<0.001				<0.001
6/16/2010	<0.001				0.0023 (J)
6/18/2010		<0.001	0.0021	<0.001	
7/26/2010					<0.001
7/27/2010	<0.001	<0.001			
7/28/2010				<0.001	
7/29/2010			<0.001		
9/7/2010					<0.001
9/8/2010	<0.001	<0.001			
9/9/2010			<0.001	<0.001	
4/26/2011			<0.001		
4/29/2011	0.0032 (J)	<0.001			0.0033 (J)
4/30/2011				<0.001	
10/27/2011	0.0027 (J)				
10/28/2011		<0.001	<0.001	<0.001	0.0023 (J)
5/2/2012					<0.001
5/3/2012		<0.001		<0.001	
5/4/2012	<0.001		<0.001		
11/9/2012					<0.001
11/10/2012	0.0025 (J)	<0.001		<0.001	
11/11/2012			<0.001		
5/8/2013			0.0036	0.0024	0.0052
5/9/2013	0.0051	<0.001			
11/5/2013				0.0028	
11/6/2013	0.0037 (J)	<0.001			0.003 (J)
11/7/2013			<0.001		
5/20/2014	<0.001	<0.001	<0.001	<0.001	
5/23/2014					<0.001
11/8/2014					<0.001
11/12/2014	<0.001	<0.001	<0.001	<0.001	
5/22/2015					0.0023 (J)
5/23/2015		<0.001			
5/24/2015	0.0037 (J)		<0.001	<0.001	
11/10/2015					0.0025 (J)
11/11/2015				<0.001	
11/12/2015	0.0038 (J)	<0.001	<0.001		
4/11/2016					<0.001
4/13/2016	<0.001 (D)	<0.001 (D)	<0.001 (D)	<0.001 (D)	
6/16/2016					<0.001
6/21/2016	<0.001	<0.001	<0.001	<0.001	
8/11/2016					<0.001
8/15/2016	<0.001	<0.001	<0.001	<0.001	
10/4/2016				<0.001	
10/5/2016	<0.001	<0.001			<0.001
10/7/2016			<0.001		
11/29/2016					<0.001
12/1/2016	<0.001	<0.001	<0.001	<0.001	
2/7/2017				<0.001	
2/8/2017	<0.001	<0.001			<0.001
2/9/2017			<0.001		
4/5/2017		<0.001			

Time Series

Constituent: Lead, T Total (mg/L) Analysis Run 5/23/2023 4:57 PM
Plant Scherer Client: Southern Company Data: Scherer Cell 1-CCR

	GWC-11	GWC-12	GWC-13	GWC-14	GWC-18
4/6/2017	<0.001		<0.001	<0.001	<0.001
6/20/2017	<0.001	<0.001		<0.001	
6/21/2017					<0.001
6/22/2017			<0.001		
10/5/2017	<0.001	<0.001		<0.001	<0.001
10/6/2017			0.00061 (J)		
3/20/2018				<0.001	<0.001
3/21/2018	<0.001	<0.001 (D)			
3/22/2018			<0.001		
10/2/2018	<0.001	<0.001		<0.001	<0.001
10/3/2018			<0.001		
3/26/2019		<0.001	<0.001	<0.001	<0.001
3/27/2019	<0.001				
9/11/2019	<0.001	<0.001	<0.001	<0.001	<0.001
3/18/2020	0.0017	<0.001	<0.001	<0.001	<0.001
9/9/2020				<0.001	<0.001
9/10/2020	0.00014 (J)	<0.001	<0.001		
4/1/2021	<0.001	<0.001		<0.001	<0.001
4/6/2021			<0.001		
8/11/2021	<0.001	<0.001	<0.001	<0.001	<0.001
2/16/2022	<0.001	<0.001	<0.001	<0.001	<0.001
8/25/2022	<0.001				<0.001
8/26/2022		<0.001	<0.001	<0.001	
2/27/2023	<0.001	<0.001	<0.001	<0.001	
2/28/2023					<0.001

Time Series

Constituent: Lead, T Total (mg/L) Analysis Run 5/23/2023 4:57 PM
 Plant Scherer Client: Southern Company Data: Scherer Cell 1-CCR

	GWC-19	GWC-2	GWC-20	GWC-3	GWC-4
5/11/2010	<0.001	<0.001	0.0026 (J)	0.011 (o)	<0.001
6/16/2010	0.0022 (J)				
6/17/2010			0.0021 (J)	0.0027 (J)	<0.001
6/19/2010		0.003 (J)			
7/27/2010	<0.001	<0.001	<0.001		
7/28/2010				<0.001	<0.001
9/7/2010	<0.001		<0.001	<0.001	
9/8/2010					0.002 (J)
9/9/2010		<0.001			
4/28/2011		0.0037 (J)			0.0042 (J)
4/29/2011	0.0029 (J)		0.0032 (J)	0.0038 (J)	
10/28/2011	0.0021 (J)	0.003 (J)	0.0025 (J)	<0.001	
10/29/2011					0.0036 (J)
5/2/2012	<0.001				
5/3/2012		<0.001	<0.001	<0.001	<0.001
11/9/2012	0.002 (J)	0.003 (J)		0.0029 (J)	
11/10/2012			<0.001		0.0023 (J)
5/9/2013	0.0056	0.0063	0.0056		
5/10/2013				0.0061	0.0062
11/5/2013		0.0043 (J)			
11/6/2013	0.0035 (J)		0.0032 (J)	0.0025 (J)	0.0043 (J)
5/22/2014	<0.001	<0.001	<0.001	<0.001	<0.001
11/8/2014	<0.001				
11/9/2014			<0.001	<0.001	<0.001
11/13/2014		0.0021 (J)			
5/22/2015				0.0034 (J)	0.0046 (J)
5/23/2015	0.0047 (J)				
5/24/2015		0.0043 (J)	0.0044 (J)		
11/10/2015	0.0044 (J)		0.0038 (J)	0.0021 (J)	
11/11/2015		0.0032 (J)			0.0028 (J)
4/11/2016	<0.001				
4/12/2016		<0.001	<0.001	<0.001 (D)	<0.001
6/16/2016	<0.001	<0.001	<0.001		
6/20/2016				<0.001	<0.001
8/11/2016	<0.001	<0.001	<0.001		
8/12/2016				<0.001	<0.001
10/4/2016		<0.001			
10/5/2016	<0.001		<0.001	<0.001	
10/6/2016					<0.001
11/29/2016	<0.001				
11/30/2016		<0.001	<0.001	<0.001	<0.001
2/7/2017		<0.001			
2/8/2017	<0.001		<0.001	<0.001	<0.001
4/5/2017	0.0009 (J)				
4/6/2017		<0.001	<0.001	<0.001	<0.001
6/20/2017		<0.001			
6/21/2017	<0.001		<0.001	<0.001	
6/22/2017					<0.001
10/4/2017		<0.001			
10/5/2017	0.0015		<0.001	<0.001	
10/6/2017					<0.001
3/20/2018	<0.001	<0.001			

Time Series

Constituent: Lead, T Total (mg/L) Analysis Run 5/23/2023 4:57 PM
Plant Scherer Client: Southern Company Data: Scherer Cell 1-CCR

	GWC-19	GWC-2	GWC-20	GWC-3	GWC-4
3/21/2018			<0.001	<0.001	<0.001
10/2/2018	<0.001	<0.001			
10/3/2018			<0.001	0.00037 (J)	<0.001
3/26/2019	<0.001	<0.001	<0.001	<0.001	<0.001
9/10/2019		<0.001		<0.001	<0.001
9/12/2019	<0.001		<0.001		
3/18/2020		0.00014 (J)		<0.001	
3/19/2020	<0.001		<0.001		0.00019 (J)
9/9/2020	<0.001	<0.001			
9/10/2020			<0.001	<0.001	<0.001
4/1/2021		<0.001			
4/2/2021					<0.001
4/5/2021	0.00014 (J)		<0.001		
4/6/2021				<0.001	
8/11/2021	<0.001		<0.001		
8/12/2021		<0.001		0.00014 (J)	<0.001
2/15/2022		<0.001		<0.001	<0.001
2/16/2022	<0.001		<0.001		
8/25/2022	<0.001		<0.001	<0.001	<0.001
8/26/2022		<0.001			
2/27/2023		<0.001			<0.001
2/28/2023	<0.001		<0.001	<0.001	

Time Series

Constituent: Lead, T Total (mg/L) Analysis Run 5/23/2023 4:57 PM
 Plant Scherer Client: Southern Company Data: Scherer Cell 1-CCR

	GWC-5	GWC-6	GWC-7	GWC-8A	GWC-9
5/10/2010			<0.001	<0.001	<0.001
5/11/2010	<0.001	<0.001			
6/16/2010					0.003 (J)
6/18/2010	0.0024	<0.001	0.0027 (J)		
6/19/2010				<0.001	
7/27/2010	<0.001	<0.001			<0.001
7/28/2010			<0.001	<0.001	
9/8/2010				0.0023 (J)	<0.001
9/9/2010	<0.001	<0.001	0.002 (J)		
4/29/2011	0.0028				0.0039 (J)
4/30/2011		0.0034 (J)	0.0037 (J)	0.011 (O)	
10/27/2011				0.0055	0.0043 (J)
10/28/2011	<0.001				
10/29/2011		0.0041 (J)	0.0025 (J)		
5/3/2012					<0.001
5/4/2012	<0.001	<0.001	<0.001	0.0029 (J)	
11/10/2012	<0.001	0.0023 (J)	0.003 (J)		
11/11/2012				0.0052	0.0025 (J)
5/9/2013	0.0061	0.0067	0.0064		0.0067
5/10/2013				0.023 (O)	
11/6/2013	0.0034				0.0069
11/7/2013		0.0048 (J)	0.0037 (J)	0.0083	
5/21/2014		<0.001	<0.001	<0.001	<0.001
5/22/2014	<0.001				
11/9/2014	<0.001	<0.001			
11/12/2014			<0.001		0.002 (J)
11/13/2014				0.0085	
5/23/2015				0.0077	0.003 (J)
5/24/2015	0.0093 (O)	0.0045 (J)	0.0053 (J)		
11/11/2015	0.0071	0.0048 (J)	0.0022 (J)	0.008	
11/12/2015					0.0044 (J)
4/12/2016		<0.001			
4/13/2016			<0.001 (D)		<0.001 (D)
4/19/2016	<0.001			<0.001	
6/20/2016		<0.001	<0.001		
6/22/2016	<0.001				<0.001
8/12/2016		<0.001			
8/15/2016			<0.001		<0.001
8/16/2016	<0.001				
10/6/2016	<0.001	<0.001	<0.001		<0.001
10/10/2016				<0.001	
11/30/2016		<0.001			
12/1/2016	<0.001		<0.001	0.00047 (J)	<0.001
2/8/2017					<0.001
2/9/2017	<0.001	<0.001	<0.001	0.0012 (J)	
4/6/2017	<0.001	<0.001			<0.001
4/7/2017			<0.001	<0.001	
6/21/2017	<0.001	<0.001		<0.001	<0.001
6/22/2017			<0.001		
8/15/2017				<0.001	
9/1/2017				<0.001	
10/5/2017	<0.001				<0.001

Time Series

Constituent: Lead, T Total (mg/L) Analysis Run 5/23/2023 4:57 PM
Plant Scherer Client: Southern Company Data: Scherer Cell 1-CCR

	GWC-5	GWC-6	GWC-7	GWC-8A	GWC-9
10/6/2017		<0.001	<0.001		
10/9/2017				<0.001	
3/21/2018		<0.001			<0.001
3/22/2018	<0.001		<0.001	<0.001	
10/2/2018					<0.001
10/3/2018	<0.001	<0.001			
10/4/2018			<0.001	<0.001	
3/26/2019		<0.001			
3/27/2019	<0.001		<0.001	<0.001	<0.001
9/11/2019	<0.001	<0.001	<0.001	<0.001	<0.001
3/18/2020	<0.001	<0.001		<0.001	<0.001
3/19/2020			<0.001		
9/9/2020	<0.001			<0.001	<0.001
9/10/2020		<0.001	0.00017 (J)		
4/1/2021	<0.001		<0.001		<0.001
4/5/2021		<0.001		0.00034 (J)	
8/11/2021		<0.001	0.00014 (J)		
8/12/2021	<0.001			<0.001	<0.001
2/15/2022	<0.001	<0.001	<0.001	<0.001	<0.001
8/25/2022	<0.001	<0.001	<0.001	<0.001	<0.001
2/27/2023		<0.001	<0.001	<0.001	<0.001
2/28/2023	<0.001				

Time Series

Constituent: Mercury (mg/L) Analysis Run 5/23/2023 4:57 PM
 Plant Scherer Client: Southern Company Data: Scherer Cell 1-CCR

	GWA-15 (bg)	GWA-16 (bg)	GWA-17 (bg)	GWC-1	GWC-10
5/8/2010			<0.0002		
5/9/2010	<0.0002	<0.0002			
5/10/2010					<0.0002
5/11/2010				<0.0002	
6/16/2010		<0.0002	<0.0002		<0.0002
6/17/2010				<0.0002	
6/18/2010	<0.0002				
7/26/2010			<0.0002		
7/27/2010		<0.0002		<0.0002	
7/28/2010	<0.0002				<0.0002
9/7/2010		7.4E-05 (J)	7.8E-05 (J)		
9/8/2010					8.8E-05 (J)
9/9/2010	<0.0002			<0.0002	
4/28/2011				<0.0002	
4/29/2011		<0.0002	<0.0002		<0.0002
4/30/2011	<0.0002				
10/27/2011					<0.0002
10/28/2011	<0.0002	<0.0002	<0.0002		
10/29/2011				<0.0002	
5/2/2012	<0.0002	<0.0002	<0.0002		
5/3/2012				<0.0002	
5/4/2012					<0.0002
11/9/2012	<0.0002	<0.0002	<0.0002	<0.0002	
11/11/2012					<0.0002
5/8/2013	7E-05 (J)	8E-05 (J)	<0.0002		
5/9/2013				<0.0002	<0.0002
11/5/2013	<0.0002			7.3E-05 (J)	0.00011 (J)
11/6/2013		0.00014	0.00011		
5/20/2014	<0.0002	<0.0002	<0.0002		
5/21/2014					<0.0002
5/23/2014				<0.0002	
11/8/2014		<0.0002	<0.0002		
11/12/2014	<0.0002				<0.0002
11/13/2014				<0.0002	
5/22/2015	7.2E-05 (J)	<0.0002	7.1E-05 (J)		
5/23/2015				<0.0002	<0.0002
11/9/2015		<0.0002	<0.0002		
11/11/2015	<0.0002			<0.0002	
11/12/2015					<0.0002
4/6/2016	<0.0002	<0.0002	<0.0002		
4/12/2016				<0.0002	
4/13/2016					<0.0002 (D)
6/15/2016	<0.0002	<0.0002	<0.0002		
6/16/2016				<0.0002	
6/21/2016					<0.0002
8/10/2016	<0.0002	<0.0002	<0.0002		
8/11/2016				<0.0002	
8/15/2016					<0.0002
10/4/2016	<0.0002	<0.0002		<0.0002	
10/5/2016			<0.0002		<0.0002
11/29/2016		<0.0002	<0.0002		
11/30/2016	<0.0002			<0.0002	

Time Series

Constituent: Mercury (mg/L) Analysis Run 5/23/2023 4:57 PM
Plant Scherer Client: Southern Company Data: Scherer Cell 1-CCR

	GWA-15 (bg)	GWA-16 (bg)	GWA-17 (bg)	GWC-1	GWC-10
12/1/2016					<0.0002
2/7/2017	<0.0002	<0.0002	<0.0002	7E-05 (J)	
2/8/2017					7.6E-05 (J)
4/4/2017	<0.0002	<0.0002	<0.0002		
4/5/2017				<0.0002	
4/6/2017					<0.0002
6/20/2017	<0.0002	<0.0002	<0.0002	<0.0002	
6/21/2017					<0.0002
10/4/2017	<0.0002			<0.0002	
10/5/2017		<0.0002	<0.0002		<0.0002
3/20/2018	<0.0002 (XD)	<0.0002	<0.0002 (X)	<0.0002 (X)	
3/21/2018					<0.0002
10/2/2018	<0.0002 (X)	<0.0002 (X)	<0.0002 (X)	<0.0002 (X)	<0.0002 (X)
3/26/2019	<0.0002	<0.0002	<0.0002	<0.0002	
3/27/2019					<0.0002
9/10/2019	<0.0002	<0.0002	<0.0002	<0.0002	
9/11/2019					<0.0002
3/18/2020	<0.0002	<0.0002	<0.0002	<0.0002	<0.0002
9/9/2020	<0.0002	<0.0002	<0.0002	<0.0002	<0.0002
4/1/2021	<0.0002	<0.0002	<0.0002	<0.0002	<0.0002
8/11/2021	<0.0002	<0.0002	<0.0002		
8/17/2021					<0.0002
8/18/2021				<0.0002	
2/15/2022	<0.0002	<0.0002	<0.0002	<0.0002	<0.0002
8/24/2022			<0.0002	<0.0002	
8/25/2022	<0.0002	<0.0002			<0.0002
2/21/2023					<0.0002
2/27/2023				<0.0002	
2/28/2023	<0.0002	<0.0002	<0.0002		

Time Series

Constituent: Mercury (mg/L) Analysis Run 5/23/2023 4:57 PM
Plant Scherer Client: Southern Company Data: Scherer Cell 1-CCR

	GWC-11	GWC-12	GWC-13	GWC-14	GWC-18
5/9/2010		<0.0002	8.2E-05 (J)	9.1E-05 (J)	
5/10/2010	<0.0002				<0.0002
6/16/2010	<0.0002				<0.0002
6/18/2010		<0.0002	<0.0002	<0.0002	
7/26/2010					<0.0002
7/27/2010	<0.0002	<0.0002			
7/28/2010				<0.0002	
7/29/2010			<0.0002		
9/7/2010					<0.0002
9/8/2010	<0.0002	<0.0002			
9/9/2010			<0.0002	<0.0002	
4/26/2011			<0.0002		
4/29/2011	<0.0002	<0.0002			<0.0002
4/30/2011				<0.0002	
10/27/2011	<0.0002				
10/28/2011		<0.0002	<0.0002	<0.0002	<0.0002
5/2/2012					<0.0002
5/3/2012		<0.0002		<0.0002	
5/4/2012	<0.0002		<0.0002		
11/9/2012					<0.0002
11/10/2012	<0.0002	<0.0002		<0.0002	
11/11/2012			<0.0002		
5/8/2013			<0.0002	<0.0002	<0.0002
5/9/2013	0.00019	<0.0002			
11/5/2013				0.00016	
11/6/2013	0.00014	<0.0002			<0.0002
11/7/2013			0.0001		
5/20/2014	<0.0002	<0.0002	<0.0002	<0.0002	
5/23/2014					<0.0002
11/8/2014					<0.0002
11/12/2014	<0.0002	<0.0002	<0.0002	<0.0002	
5/22/2015					<0.0002
5/23/2015		<0.0002			
5/24/2015	<0.0002		<0.0002	<0.0002	
11/10/2015					<0.0002
11/11/2015				<0.0002	
11/12/2015	<0.0002	<0.0002	<0.0002		
4/11/2016					<0.0002
4/13/2016	<0.0002 (D)	<0.0002 (D)	<0.0002 (D)	<0.0002 (D)	
6/16/2016					<0.0002
6/21/2016	<0.0002	<0.0002	<0.0002	<0.0002	
8/11/2016					<0.0002
8/15/2016	<0.0002	<0.0002	<0.0002	<0.0002	
10/4/2016				<0.0002	
10/5/2016	<0.0002	<0.0002			<0.0002
10/7/2016			<0.0002		
11/29/2016					<0.0002
12/1/2016	<0.0002	<0.0002	<0.0002	<0.0002	
2/7/2017				<0.0002	
2/8/2017	<0.0002	<0.0002			8.9E-05
2/9/2017			<0.0002		
4/5/2017		<0.0002			

Time Series

Constituent: Mercury (mg/L) Analysis Run 5/23/2023 4:57 PM
Plant Scherer Client: Southern Company Data: Scherer Cell 1-CCR

	GWC-11	GWC-12	GWC-13	GWC-14	GWC-18
4/6/2017	<0.0002		<0.0002	<0.0002	<0.0002
6/20/2017	<0.0002	<0.0002		<0.0002	
6/21/2017					<0.0002
6/22/2017			<0.0002		
10/5/2017	<0.0002	<0.0002		<0.0002	<0.0002
10/6/2017			<0.0002		
3/20/2018				<0.0002	<0.0002
3/21/2018	<0.0002	<0.0002 (D)			
3/22/2018			<0.0002 (X)		
10/2/2018	<0.0002 (X)	<0.0002 (X)		<0.0002 (X)	<0.0002 (X)
10/3/2018			<0.0002 (X)		
3/26/2019		<0.0002	<0.0002	<0.0002	<0.0002
3/27/2019	<0.0002				
9/11/2019	<0.0002	<0.0002	<0.0002	<0.0002	<0.0002
3/18/2020	<0.0002	<0.0002	<0.0002	<0.0002	<0.0002
9/9/2020				<0.0002	<0.0002
9/10/2020	<0.0002	<0.0002	<0.0002		
4/1/2021	<0.0002	<0.0002		<0.0002	<0.0002
4/6/2021			<0.0002		
8/11/2021	<0.0002	<0.0002	<0.0002	<0.0002	<0.0002
2/16/2022	<0.0002	<0.0002	<0.0002	<0.0002	<0.0002
8/25/2022	<0.0002				<0.0002
8/26/2022		<0.0002	<0.0002	<0.0002	
2/27/2023	<0.0002	<0.0002	<0.0002	<0.0002	
2/28/2023					<0.0002

Time Series

Constituent: Mercury (mg/L) Analysis Run 5/23/2023 4:57 PM
 Plant Scherer Client: Southern Company Data: Scherer Cell 1-CCR

	GWC-19	GWC-2	GWC-20	GWC-3	GWC-4
5/11/2010	<0.0002	<0.0002	8.5E-05	<0.0002	<0.0002
6/16/2010	<0.0002				
6/17/2010			<0.0002	<0.0002	<0.0002
6/19/2010		<0.0002			
7/27/2010	<0.0002	<0.0002	<0.0002		
7/28/2010				<0.0002	<0.0002
9/7/2010	0.00011		0.0001	0.00012	
9/8/2010					<0.0002
9/9/2010		9.3E-05			
4/28/2011		<0.0002			<0.0002
4/29/2011	<0.0002		<0.0002	<0.0002	
10/28/2011	<0.0002	<0.0002	<0.0002	<0.0002	
10/29/2011					<0.0002
5/2/2012	<0.0002				
5/3/2012		<0.0002	<0.0002	<0.0002	<0.0002
11/9/2012	<0.0002	<0.0002		<0.0002	
11/10/2012			<0.0002		<0.0002
5/9/2013	<0.0002	<0.0002	<0.0002		
5/10/2013				0.00014	0.00012
11/5/2013		0.00011			
11/6/2013	<0.0002		<0.0002	0.00014	<0.0002
5/22/2014	<0.0002	<0.0002	<0.0002	<0.0002	<0.0002
11/8/2014	<0.0002				
11/9/2014			<0.0002	<0.0002	<0.0002
11/13/2014		<0.0002			
5/22/2015				<0.0002	<0.0002
5/23/2015	<0.0002				
5/24/2015		<0.0002	<0.0002		
11/10/2015	<0.0002		<0.0002	<0.0002	
11/11/2015		<0.0002			<0.0002
4/11/2016	<0.0002				
4/12/2016		<0.0002	<0.0002	<0.0002 (D)	<0.0002
6/16/2016	<0.0002	<0.0002	<0.0002		
6/20/2016				<0.0002	<0.0002
8/11/2016	<0.0002	<0.0002	<0.0002		
8/12/2016				<0.0002	<0.0002
10/4/2016		<0.0002			
10/5/2016	<0.0002		<0.0002	<0.0002	
10/6/2016					<0.0002
11/29/2016	<0.0002				
11/30/2016		<0.0002	<0.0002	<0.0002	<0.0002
2/7/2017		<0.0002			
2/8/2017	7.6E-05 (J)		7.5E-05 (J)	<0.0002	<0.0002
4/5/2017	<0.0002				
4/6/2017		<0.0002	<0.0002	<0.0002	<0.0002
6/20/2017		<0.0002			
6/21/2017	<0.0002		<0.0002	<0.0002	
6/22/2017					<0.0002
10/4/2017		<0.0002			
10/5/2017	<0.0002		<0.0002	<0.0002	
10/6/2017					<0.0002
3/20/2018	<0.0002 (X)	<0.0002 (X)			

Time Series

Constituent: Mercury (mg/L) Analysis Run 5/23/2023 4:57 PM
Plant Scherer Client: Southern Company Data: Scherer Cell 1-CCR

	GWC-19	GWC-2	GWC-20	GWC-3	GWC-4
3/21/2018			<0.0002	<0.0002	<0.0002 (X)
10/2/2018	<0.0002 (X)	<0.0002			
10/3/2018			<0.0002 (X)	<0.0002 (X)	<0.0002 (X)
3/26/2019	<0.0002	<0.0002	<0.0002	<0.0002	<0.0002
9/10/2019		<0.0002		<0.0002	<0.0002
9/12/2019	<0.0002		<0.0002		
3/18/2020		<0.0002		<0.0002	
3/19/2020	<0.0002		<0.0002		<0.0002
9/9/2020	<0.0002	<0.0002			
9/10/2020			<0.0002	<0.0002	<0.0002
4/1/2021		<0.0002			
4/2/2021					<0.0002
4/6/2021				<0.0002	
6/1/2021	<0.0002		<0.0002		
8/11/2021	<0.0002		<0.0002		
8/12/2021		<0.0002		<0.0002	<0.0002
2/15/2022		<0.0002		<0.0002	<0.0002
2/16/2022	<0.0002		0.00015 (J)		
8/25/2022	<0.0002		<0.0002	<0.0002	<0.0002
8/26/2022		<0.0002			
2/27/2023		<0.0002			<0.0002
2/28/2023	<0.0002		<0.0002	<0.0002	

Time Series

Constituent: Mercury (mg/L) Analysis Run 5/23/2023 4:57 PM
 Plant Scherer Client: Southern Company Data: Scherer Cell 1-CCR

	GWC-5	GWC-6	GWC-7	GWC-8A	GWC-9
5/10/2010			<0.0002	<0.0002	<0.0002
5/11/2010	<0.0002	<0.0002			
6/16/2010					<0.0002
6/18/2010	<0.0002	<0.0002	<0.0002		
6/19/2010				<0.0002	
7/27/2010	<0.0002	<0.0002			<0.0002
7/28/2010			<0.0002	<0.0002	
9/8/2010				0.00011 (J)	<0.0002
9/9/2010	<0.0002	0.00017	<0.0002		
4/29/2011	<0.0002				<0.0002
4/30/2011		<0.0002	<0.0002	<0.0002	
10/27/2011				<0.0002	<0.0002
10/28/2011	<0.0002				
10/29/2011		<0.0002	7E-05 (J)		
5/3/2012					<0.0002
5/4/2012	<0.0002	<0.0002	<0.0002	<0.0002	
11/10/2012	<0.0002	<0.0002	<0.0002		
11/11/2012				<0.0002	<0.0002
5/9/2013	0.00016	0.00014	<0.0002		<0.0002
5/10/2013				0.00014	
11/6/2013	<0.0002				8.8E-05
11/7/2013		0.00011	0.00016	0.00019	
5/21/2014		<0.0002	<0.0002	<0.0002	<0.0002
5/22/2014	<0.0002				
11/9/2014	<0.0002	<0.0002			
11/12/2014			<0.0002		<0.0002
11/13/2014				<0.0002	
5/23/2015				<0.0002	<0.0002
5/24/2015	<0.0002	<0.0002	<0.0002		
11/11/2015	<0.0002	<0.0002	<0.0002	<0.0002	
11/12/2015					<0.0002
4/12/2016		<0.0002			
4/13/2016			<0.0002 (D)		<0.0002 (D)
4/19/2016	<0.0002			<0.0002	
6/20/2016		<0.0002	<0.0002		
6/22/2016	<0.0002				<0.0002
8/12/2016		<0.0002			
8/15/2016			<0.0002		<0.0002
8/16/2016	<0.0002				
10/6/2016	<0.0002	<0.0002	<0.0002		<0.0002
10/10/2016				0.000155 (D)	
11/30/2016		<0.0002			
12/1/2016	<0.0002		<0.0002	<0.0002	<0.0002
2/8/2017					<0.0002
2/9/2017	<0.0002	<0.0002	<0.0002	<0.0002	
4/6/2017	<0.0002	<0.0002			<0.0002
4/7/2017			<0.0002	<0.0002	
6/21/2017	<0.0002	<0.0002		<0.0002	<0.0002
6/22/2017			<0.0002		
8/15/2017				<0.0002	
9/1/2017				<0.0002	
10/5/2017	<0.0002				<0.0002

Time Series

Constituent: Mercury (mg/L) Analysis Run 5/23/2023 4:57 PM
Plant Scherer Client: Southern Company Data: Scherer Cell 1-CCR

	GWC-5	GWC-6	GWC-7	GWC-8A	GWC-9
10/6/2017		<0.0002	<0.0002		
10/9/2017				8.9E-05 (J)	
3/21/2018		<0.0002 (X)			<0.0002
3/22/2018	<0.0002 (X)		<0.0002 (X)	<0.0002 (X)	
10/2/2018					<0.0002 (X)
10/3/2018	<0.0002 (X)	<0.0002 (X)			
10/4/2018			<0.0002 (X)	<0.0002	
3/26/2019		<0.0002			
3/27/2019	<0.0002		<0.0002	<0.0002	<0.0002
9/11/2019	<0.0002	<0.0002	<0.0002	<0.0002	<0.0002
3/18/2020	<0.0002	<0.0002		<0.0002	<0.0002
3/19/2020			0.00011 (J)		
9/9/2020	<0.0002			<0.0002	<0.0002
9/10/2020		<0.0002	<0.0002		
4/1/2021	<0.0002		<0.0002		<0.0002
6/1/2021				<0.0002	
6/2/2021		<0.0002			
8/11/2021		<0.0002	<0.0002		
8/12/2021	<0.0002			<0.0002	<0.0002
2/15/2022	<0.0002	<0.0002	<0.0002	<0.0002	<0.0002
8/25/2022	<0.0002	<0.0002	<0.0002	<0.0002	<0.0002
2/27/2023		<0.0002	<0.0002	<0.0002	<0.0002
2/28/2023	<0.0002				

Time Series

Constituent: Nickel (mg/L) Analysis Run 5/23/2023 4:57 PM

Plant Scherer Client: Southern Company Data: Scherer Cell 1-CCR

	GWA-15 (bg)	GWA-16 (bg)	GWA-17 (bg)	GWC-1	GWC-10
5/8/2010			<0.001		
5/9/2010	<0.0018	<0.001			
5/10/2010					<0.0018
5/11/2010				<0.0018	
6/16/2010		<0.001	<0.001		<0.0018
6/17/2010				<0.0018	
6/18/2010	<0.0018				
7/26/2010			<0.001		
7/27/2010		<0.001		<0.0018	
7/28/2010	<0.0018				<0.0018
9/7/2010		<0.001	<0.001		
9/8/2010					<0.0018
9/9/2010	<0.0018			<0.0018	
4/28/2011				0.0086 (O)	
4/29/2011		<0.001	<0.001		<0.0018
4/30/2011	<0.0018				
10/27/2011					<0.0018
10/28/2011	<0.0018	<0.001	<0.001		
10/29/2011				<0.0018	
5/2/2012	<0.0018	<0.001	<0.001		
5/3/2012				<0.0018	
5/4/2012					<0.0018
11/9/2012	<0.0018	<0.001	<0.001	<0.0018	
11/11/2012					<0.0018
5/8/2013	<0.0018	<0.001	<0.001		
5/9/2013				<0.0018	<0.0018
11/5/2013	<0.0018			<0.0018	<0.0018
11/6/2013		<0.001	<0.001		
5/20/2014	<0.0018	<0.001	<0.001		
5/21/2014					<0.0018
5/23/2014				<0.0018	
11/8/2014		<0.001	<0.001		
11/12/2014	<0.0018				<0.0018
11/13/2014				<0.0018	
5/22/2015	<0.0018	<0.001	<0.001		
5/23/2015				<0.0018	<0.0018
11/9/2015		<0.001	<0.001		
11/11/2015	<0.0018			<0.0018	
11/12/2015					<0.0018
4/6/2016	0.00202 (J)	<0.001	<0.001		
4/12/2016				<0.0018	
4/13/2016					0.00271
10/4/2016	<0.0018	<0.001		<0.0018	
10/5/2016			<0.001		<0.0018
4/4/2017	<0.0018	<0.001	<0.001		
4/5/2017				<0.0018	
4/6/2017					<0.0018
10/4/2017	<0.0018			<0.0018	
10/5/2017		<0.001	<0.001		<0.0018
3/20/2018	<0.0018 (D)	0.04 (O)	<0.001	<0.0018	
3/21/2018					<0.0018
10/2/2018	<0.0018	<0.001	<0.001	<0.0018	0.0018 (J)

Time Series

Constituent: Nickel (mg/L) Analysis Run 5/23/2023 4:57 PM
Plant Scherer Client: Southern Company Data: Scherer Cell 1-CCR

	GWA-15 (bg)	GWA-16 (bg)	GWA-17 (bg)	GWC-1	GWC-10
3/26/2019	<0.0018	<0.001	<0.001	<0.0018	
3/27/2019					<0.0018
9/10/2019	0.00081 (J)	0.00037 (J)	0.0012	0.00065 (J)	
9/11/2019					0.0016
3/18/2020	0.00043 (J)	<0.001	<0.001	0.00056 (J)	0.0016
9/9/2020	0.00069 (J)	<0.001	0.00048 (J)	0.00047 (J)	0.0021
4/1/2021	0.00049 (J)	<0.001	0.0004 (J)	0.00073 (J)	0.0012
8/11/2021	0.00051 (J)	<0.001	<0.001		
8/18/2021				0.0017	
10/18/2021					0.002
2/15/2022	0.00065 (J)	<0.001	<0.001	0.00052 (J)	0.0022
8/24/2022			0.00082 (J)	0.00086 (J)	
8/25/2022	0.001	<0.001			0.003
12/28/2022					0.0017 (R)
2/21/2023					0.0031
2/27/2023				0.0013	
2/28/2023	0.00057 (J)	<0.001	<0.001		

Time Series

Constituent: Nickel (mg/L) Analysis Run 5/23/2023 4:57 PM

Plant Scherer Client: Southern Company Data: Scherer Cell 1-CCR

	GWC-11	GWC-12	GWC-13	GWC-14	GWC-18
5/9/2010		<0.0018	<0.001	<0.001	
5/10/2010	<0.0018				<0.001
6/16/2010	<0.0018				<0.001
6/18/2010		<0.0018	<0.001	<0.001	
7/26/2010					<0.001
7/27/2010	<0.0018	<0.0018			
7/28/2010				<0.001	
7/29/2010			<0.001		
9/7/2010					<0.001
9/8/2010	<0.0018	<0.0018			
9/9/2010			<0.001	<0.001	
4/26/2011			<0.001		
4/29/2011	<0.0018	<0.0018			<0.001
4/30/2011				<0.001	
10/27/2011	<0.0018				
10/28/2011		<0.0018	<0.001	<0.001	<0.001
5/2/2012					<0.001
5/3/2012		<0.0018		<0.001	
5/4/2012	<0.0018		<0.001		
11/9/2012					<0.001
11/10/2012	<0.0018	<0.0018		<0.001	
11/11/2012			<0.001		
5/8/2013			<0.001	<0.001	<0.001
5/9/2013	<0.0018	<0.0018			
11/5/2013				<0.001	
11/6/2013	<0.0018	<0.0018			<0.001
11/7/2013			<0.001		
5/20/2014	<0.0018	<0.0018	<0.001	<0.001	
5/23/2014					<0.001
11/8/2014					<0.001
11/12/2014	<0.0018	<0.0018	<0.001	<0.001	
5/22/2015					0.0045 (O)
5/23/2015		<0.0018			
5/24/2015	<0.0018		<0.001	<0.001	
11/10/2015					<0.001
11/11/2015				<0.001	
11/12/2015	<0.0018	<0.0018	<0.001		
4/11/2016					<0.001
4/13/2016	<0.0018 (D)	<0.0018 (D)	<0.001 (D)	<0.001 (D)	
10/4/2016				<0.001	
10/5/2016	<0.0018	<0.0018			<0.001
10/7/2016			<0.001		
4/5/2017		<0.0018			
4/6/2017	<0.0018		<0.001	<0.001	<0.001
10/5/2017	<0.0018	<0.0018		<0.001	<0.001
10/6/2017			<0.001		
3/20/2018				<0.001	<0.001
3/21/2018	<0.0018	<0.0018 (D)			
3/22/2018			<0.001		
10/2/2018	<0.0018	<0.0018		<0.001	<0.001
10/3/2018			<0.001		
3/26/2019		<0.0018	<0.001	<0.001	<0.001

Time Series

Constituent: Nickel (mg/L) Analysis Run 5/23/2023 4:57 PM
Plant Scherer Client: Southern Company Data: Scherer Cell 1-CCR

	GWC-11	GWC-12	GWC-13	GWC-14	GWC-18
3/27/2019	<0.0018				
9/11/2019	0.00066 (J)	0.00084 (J)	0.00039 (J)	<0.001	0.00048 (J)
3/18/2020	0.0005 (J)	0.0006 (J)	0.00061 (J)	<0.001	0.00034 (J)
9/9/2020				<0.001	0.00064 (J)
9/10/2020	0.0012	0.00088 (J)	0.00044 (J)		
4/1/2021	0.00065 (J)	0.00065 (J)		<0.001	<0.001
4/6/2021			0.00053 (J)		
8/11/2021	0.0006 (J)	0.0008 (J)	<0.001	<0.001	<0.001
2/16/2022	0.0007 (J)	0.00076 (J)	<0.001	<0.001	<0.001
8/25/2022	0.00081 (J)				<0.001
8/26/2022		0.00096 (J)	<0.001	<0.001	
2/27/2023	0.00085 (J)	0.0011	<0.001	<0.001	
2/28/2023					<0.001

Time Series

Constituent: Nickel (mg/L) Analysis Run 5/23/2023 4:57 PM

Plant Scherer Client: Southern Company Data: Scherer Cell 1-CCR

	GWC-19	GWC-2	GWC-20	GWC-3	GWC-4
5/11/2010	<0.001	0.0033 (O)	<0.001	<0.0018	<0.0018
6/16/2010	<0.001				
6/17/2010			<0.001	<0.0018	<0.0018
6/19/2010		<0.0018			
7/27/2010	<0.001	<0.0018	<0.001		
7/28/2010				0.019 (O)	<0.0018
9/7/2010	<0.001		<0.001	0.0093 (O)	
9/8/2010					<0.0018
9/9/2010		<0.0018			
4/28/2011		<0.0018			<0.0018
4/29/2011	<0.001		<0.001	<0.0018	
10/28/2011	<0.001	<0.0018	0.003 (J)	<0.0018	
10/29/2011					<0.0018
5/2/2012	<0.001				
5/3/2012		<0.0018	<0.001	<0.0018	<0.0018
11/9/2012	<0.001	<0.0018		0.0035 (J)	
11/10/2012			<0.001		<0.0018
5/9/2013	<0.001	<0.0018	<0.001		
5/10/2013				0.0081 (O)	<0.0018
11/5/2013		<0.0018			
11/6/2013	<0.001		<0.001	<0.0018	<0.0018
5/22/2014	<0.001	<0.0018	<0.001	<0.0018	<0.0018
11/8/2014	<0.001				
11/9/2014			<0.001	<0.0018	<0.0018
11/13/2014		<0.0018			
5/22/2015				<0.0018	<0.0018
5/23/2015	0.01 (O)				
5/24/2015		<0.0018	0.0063 (O)		
11/10/2015	<0.001		<0.001	<0.0018	
11/11/2015		<0.0018			<0.0018
4/11/2016	<0.001				
4/12/2016		0.00206 (J)	<0.001	<0.0018 (D)	<0.0018
10/4/2016		0.0023 (J)			
10/5/2016	<0.001		<0.001	<0.0018	
10/6/2016					0.0021 (J)
4/5/2017	<0.001				
4/6/2017		<0.0018	0.002 (J)	<0.0018	<0.0018
10/4/2017		0.0021 (J)			
10/5/2017	<0.001		<0.001	<0.0018	
10/6/2017					<0.0018
3/20/2018	<0.001	<0.0018			
3/21/2018			<0.001	0.0022 (J)	<0.0018
10/2/2018	<0.001	<0.0018			
10/3/2018			<0.001	0.0018 (J)	<0.0018
3/26/2019	<0.001	<0.0018	<0.001	<0.0018	0.0036
9/10/2019		0.0022		0.0016	0.00079 (J)
9/12/2019	0.0015		0.00097 (J)		
3/18/2020		0.0016		0.00091 (J)	
3/19/2020	0.00047 (J)		0.00098 (J)		0.00073 (J)
9/9/2020	0.00039 (J)	0.0016			
9/10/2020			0.00098 (J)	0.0014	0.0013
4/1/2021		0.0022			

Time Series

Constituent: Nickel (mg/L) Analysis Run 5/23/2023 4:57 PM
Plant Scherer Client: Southern Company Data: Scherer Cell 1-CCR

	GWC-19	GWC-2	GWC-20	GWC-3	GWC-4
4/2/2021					0.0012
4/5/2021	0.00047 (J)		0.00048 (J)		
4/6/2021				0.0018	
8/11/2021	<0.001		0.00056 (J)		
8/12/2021		0.0028		0.0029	0.00076 (J)
2/15/2022		0.0018		0.0013	0.00076 (J)
2/16/2022	<0.001		0.00055 (J)		
8/25/2022	0.0017		0.00074 (J)	0.0024	0.0015
8/26/2022		0.002			
2/27/2023		0.0038			0.0012
2/28/2023	0.0016		<0.001	0.0011	

Time Series

Constituent: Nickel (mg/L) Analysis Run 5/23/2023 4:57 PM

Plant Scherer Client: Southern Company Data: Scherer Cell 1-CCR

	GWC-5	GWC-6	GWC-7	GWC-8A	GWC-9
5/10/2010			<0.001	<0.0018	<0.001
5/11/2010	<0.001	0.0034			
6/16/2010					<0.001
6/18/2010	<0.001	0.0046	<0.001		
6/19/2010				<0.0018	
7/27/2010	<0.001	<0.0018			<0.001
7/28/2010			<0.001	<0.0018	
9/8/2010				<0.0018	<0.001
9/9/2010	<0.001	<0.0018	<0.001		
4/29/2011	<0.001				<0.001
4/30/2011		<0.0018	<0.001	0.008 (O)	
10/27/2011				0.0044 (J)	<0.001
10/28/2011	<0.001				
10/29/2011		<0.0018	<0.001		
5/3/2012					<0.001
5/4/2012	<0.001	<0.0018	<0.001	0.0032 (J)	
11/10/2012	<0.001	0.0053	<0.001		
11/11/2012				0.0069	<0.001
5/9/2013	<0.001	<0.0018	<0.001		<0.001
5/10/2013				0.0093 (O)	
11/6/2013	<0.001				<0.001
11/7/2013		<0.0018	<0.001	0.0033 (J)	
5/21/2014		<0.0018	<0.001	<0.0018	<0.001
5/22/2014	<0.001				
11/9/2014	<0.001	<0.0018			
11/12/2014			<0.001		<0.001
11/13/2014				0.0049 (J)	
5/23/2015				0.003 (J)	<0.001
5/24/2015	0.006 (O)	0.0047	0.0044		
11/11/2015	<0.001	<0.0018	<0.001	<0.0018	
11/12/2015					<0.001
4/12/2016		<0.0018			
4/13/2016			<0.001 (D)		<0.001 (D)
4/19/2016	0.00268 (J)			0.00247 (J)	
10/6/2016	<0.001	<0.0018	<0.001		<0.001
10/10/2016				<0.0018	
4/6/2017	0.0018 (J)	<0.0018			<0.001
4/7/2017			<0.001	0.0022 (J)	
10/5/2017	<0.001				<0.001
10/6/2017		<0.0018	<0.001		
10/9/2017				<0.0018	
3/21/2018		<0.0018			<0.001
3/22/2018	0.0019 (J)		<0.001	<0.0018	
10/2/2018					<0.001
10/3/2018	<0.001	<0.0018			
10/4/2018			<0.001	<0.0018	
3/26/2019		<0.0018			
3/27/2019	<0.001		<0.001	<0.0018	<0.001
9/11/2019	0.0007 (J)	0.00099 (J)	0.00046 (J)	0.0013	0.00063 (J)
3/18/2020	0.00068 (J)	0.00062 (J)		0.0044	<0.001
3/19/2020			<0.001		
9/9/2020	0.00039 (J)			0.0036	0.00046 (J)

Time Series

Constituent: Nickel (mg/L) Analysis Run 5/23/2023 4:57 PM
Plant Scherer Client: Southern Company Data: Scherer Cell 1-CCR

	GWC-5	GWC-6	GWC-7	GWC-8A	GWC-9
9/10/2020		0.0009 (J)	0.0007 (J)		
4/1/2021	0.00042 (J)		0.00036 (J)		0.00058 (J)
4/5/2021		0.00088 (J)		0.0058	
8/11/2021		0.00074 (J)	<0.001		
8/12/2021	0.00061 (J)			0.0035	0.00045 (J)
2/15/2022	0.001	0.00089 (J)	<0.001	0.0055	<0.001
8/25/2022	0.00071 (J)	0.0013	0.0015	0.0053	0.0042
12/28/2022					0.00068 (J,R)
2/27/2023		0.0008 (J)	0.01	0.007	0.00091 (J)
2/28/2023	<0.001				
5/2/2023			<0.001	0.0062	

Time Series

Constituent: pH (S.U.) Analysis Run 5/23/2023 4:57 PM
 Plant Scherer Client: Southern Company Data: Scherer Cell 1-CCR

	GWA-15 (bg)	GWA-16 (bg)	GWA-17 (bg)	GWC-1	GWC-10
5/20/2014	5.27	6.18	5.68		
5/21/2014					6.3
5/23/2014				6.46	
11/8/2014		6.52	6.04		
11/12/2014	5.7				6.49
11/13/2014				6.67	
5/22/2015	5.52	6.3	5.87		
5/23/2015				6.53	6.3
11/9/2015			5.97		
11/11/2015	5.63	6.36		6.71	
11/12/2015					6.45
4/6/2016	5.5 (D)	6.46 (D)	5.937 (D)		
4/12/2016				6.53 (D)	
4/13/2016					6.42 (D)
6/15/2016	5.52	6.39	5.96		
6/16/2016				6.49	
6/21/2016					6.36
8/10/2016	5.5	6.39	5.94		
8/11/2016				6.5	
8/15/2016					6.3
10/4/2016	5.56	6.4		6.5	
10/5/2016			5.86		6.25
11/29/2016		6.36	5.82		
11/30/2016	5.46			6.48	
12/1/2016					6.32
2/7/2017	5.28	6.45	6.15	6.38	
2/8/2017					6.04
4/1/2017	5.48				
4/4/2017	5.48	6.37	6		
4/5/2017				6.36	
4/6/2017					6.35
6/20/2017	5.44	6.4	6.34	6.45	
6/21/2017					6.2
10/4/2017	5.44			6.5	
10/5/2017		6.42	5.93		6.21
3/20/2018	5.48	6.36	5.97	6.63	
3/21/2018					6.56
10/2/2018	5.49	6.38	6.03	6.57	6.35
3/26/2019	5.41	6.42	6.12	6.54	
3/27/2019					6.53
3/18/2020	5.42	6.29	6.03	6.53	6.34
9/9/2020	5.71	6.33	6.05	6.57	6.4
4/1/2021	5.31	6.44	6.14	6.52	6.35
8/11/2021	5.5	6.35	6.14		
10/18/2021				6.36	6.25
2/15/2022	5.4	6.46	6.2	6.83	6.48
5/12/2022				6.55 (R)	6.31 (R)
8/24/2022			6.22	6.42	
8/25/2022	5.4	6.42			6.2
12/28/2022					6.36 (R)
2/21/2023					6.33
2/27/2023				6.56	

Time Series

Constituent: pH (S.U.) Analysis Run 5/23/2023 4:57 PM
Plant Scherer Client: Southern Company Data: Scherer Cell 1-CCR

	GWA-15 (bg)	GWA-16 (bg)	GWA-17 (bg)	GWC-1	GWC-10
2/28/2023	5.4	6.45	6.19		
5/2/2023					6.3

Time Series

Constituent: pH (S.U.) Analysis Run 5/23/2023 4:57 PM
Plant Scherer Client: Southern Company Data: Scherer Cell 1-CCR

	GWC-11	GWC-12	GWC-13	GWC-14	GWC-18
5/20/2014	6.14	4.86	5.6	5.38	
5/23/2014					6.19
11/8/2014					6.42
11/12/2014	6.33	5.3	6.02	5.77	
5/22/2015					6.26
5/23/2015		5.04			
5/24/2015	6.04		5.81	5.53	
11/10/2015					6.29
11/11/2015				5.68	
11/12/2015	6.31	5.31	5.93		
4/11/2016					6.3 (D)
4/13/2016	6.17 (D)	5.22 (D)	5.88 (D)	5.58 (D)	
6/16/2016					6.34
6/21/2016	6.19	5.2	5.9	5.59	
8/11/2016					6.28
8/15/2016	6.15	5.12	5.86	5.56	
10/4/2016			5.85	5.66	
10/5/2016	6.1	5.07			6.27
10/7/2016		5.07	5.85		
11/29/2016					6.39
12/1/2016	6.15	5.08	5.85	5.54	
2/7/2017				5.42	
2/8/2017	5.9	4.76			6.35
2/9/2017			5.92		
4/5/2017		5.1			
4/6/2017	6.13		5.85	5.55	6.26
6/20/2017	6.12	5.13		5.57	
6/21/2017					6.24
6/22/2017			5.9		
10/5/2017	6.11	5.1		5.55	6.31
10/6/2017			5.88		
3/20/2018				5.73	6.34
3/21/2018	6.21	5.33			
3/22/2018			5.88		
10/2/2018	6.21	5.16		5.68	6.38
10/3/2018			5.95		
3/26/2019		5.25	5.89	5.63	6.38
3/27/2019	6.22				
3/18/2020	6.17	5.19	5.81	5.61	6.32
9/9/2020				5.88	6.3
9/10/2020	6.16	5.1	5.83		
4/1/2021	6.11	5.18		5.53	6.37
4/6/2021			5.95		
8/11/2021	6.21	5.2	5.92	5.61	6.43
2/16/2022	6.16	5.11	5.79	5.6	6.54
5/12/2022					6.39 (R)
8/25/2022	6.01				6.45
8/26/2022		5.07	5.91	5.51	
2/27/2023	6.19	5.2	5.94	5.62	
2/28/2023					6.36

Time Series

Constituent: pH (S.U.) Analysis Run 5/23/2023 4:57 PM
 Plant Scherer Client: Southern Company Data: Scherer Cell 1-CCR

	GWC-19	GWC-2	GWC-20	GWC-3	GWC-4
5/22/2014	6.37	6.74	6.33	5.82	6.17
11/8/2014	6.51				
11/9/2014			6.66	6.1	6.45
11/13/2014		6.94			
5/22/2015	6.35		6.49	5.92	6.26
5/24/2015		7			
11/10/2015	6.41		6.53		
11/11/2015		6.55			6.3
11/16/2015				6.02	
4/11/2016	6.36 (D)				
4/12/2016		6.52	6.53 (D)	5.97 (D)	6.44 (D)
6/16/2016	6.35	6.38	6.51		
6/20/2016				5.93	6.33
8/11/2016	6.37	6.38	6.49		
8/12/2016				5.86	
8/16/2016				5.86	6.3
10/4/2016		6.39			
10/5/2016	5.78 (O)		6.46	5.1 (O)	
10/6/2016					6.21
11/29/2016	6.44				
11/30/2016		6.38	6.5	5.88	6.26
2/7/2017		6.43			
2/8/2017	6.4		6.59	5.89	6.35
4/5/2017	6.35				
4/6/2017		6.23	6.47	5.84	6.29
6/20/2017		6.36			
6/21/2017	6.36		6.53	5.91	
6/22/2017					6.31
10/4/2017		6.35			
10/5/2017	6.41		6.51	5.93	
10/6/2017					5.9
3/20/2018	6.37	6.52			
3/21/2018			6.5	5.96	6.23
10/2/2018	6.41	6.51			
10/3/2018			6.48	5.97	6.25
3/26/2019	6.35	6.44	6.52	6.02	6.34
3/18/2020		6.41		5.9	
3/19/2020	6.27		6.47		6.32
9/9/2020	6.27	6.44			
9/10/2020			6.49	6.24	6.46
4/1/2021		7.32 (o)			
4/2/2021					6.35
4/5/2021	6.37		6.64		
4/6/2021				6.01	
6/1/2021	6.18		6.39		
8/11/2021	6.35		6.58		
8/12/2021		6.41		6.12	6.3
2/15/2022		6.61		5.87	6.37
2/16/2022	6.47		6.71		
5/12/2022			6.52 (R)		6.19 (R)
8/25/2022	6.36		6.62	5.99	6.19
8/26/2022		6.37			

Time Series

Constituent: pH (S.U.) Analysis Run 5/23/2023 4:57 PM
Plant Scherer Client: Southern Company Data: Scherer Cell 1-CCR

	GWC-19	GWC-2	GWC-20	GWC-3	GWC-4
12/28/2022	6.29 (R)		6.56 (R)		6.2 (R)
2/27/2023		6.41			6.17
2/28/2023	6.29		6.53	6	
5/2/2023				6.27	6.13

Time Series

Constituent: pH (S.U.) Analysis Run 5/23/2023 4:57 PM
Plant Scherer Client: Southern Company Data: Scherer Cell 1-CCR

	GWC-5	GWC-6	GWC-7	GWC-8A	GWC-9
5/21/2014		6.09	6.25	7.11	6.31
5/22/2014	5.89				
11/9/2014	6.14	6.36			
11/12/2014					6.81
11/13/2014				6.55	
5/23/2015				6.36	6.42
5/24/2015	5.7	6.17	6.32		
11/11/2015	5.78	6.19	6.35	6.36	
11/12/2015					6.7
4/12/2016		6.22			
4/13/2016			6.42		6.59
4/19/2016	5.55			6.4	
6/20/2016		6.2	6.4		
6/22/2016	5.6				6.49
6/23/2016				6.35	
8/12/2016		6.17			
8/15/2016			6.31		6.61
8/16/2016	5.7				
8/23/2016				6.29	
10/6/2016	5.64	6.14	6.27		6.55
10/10/2016				6.3	
11/30/2016		6.14			
12/1/2016	5.62		6.28	6.37	6.59
2/8/2017					6.63
2/9/2017	5.64	6.18	6.32	6.39	
2/27/2017				6.24	
4/6/2017	5.66	6.17			6.58
4/7/2017			6.28	6.93	
6/21/2017	5.68	6.17		7.11 (D)	6.56
6/22/2017			6.29		
8/15/2017				6.95	
9/1/2017				6.86	
10/5/2017	5.64				6.58
10/6/2017		6.19	5.96		
10/9/2017				6.75	
3/21/2018		6.21			6.76
3/22/2018	5.9		6.34	7.05	
10/2/2018					6.65
10/3/2018	5.74	6.22			
10/4/2018			6.36	7.26	
3/26/2019		6.25			
3/27/2019	5.78		6.38	6.69	6.7
3/18/2020	5.81	6.19		6.42	6.61
3/19/2020			6.41		
9/9/2020	6.08			6.3	6.8
9/10/2020		6.43	6.32		
4/1/2021	6.01		6.4		6.28
4/5/2021		6.36		6.35	
6/1/2021				6.28	
6/2/2021		6.09			
8/11/2021		6.14	6.26		
8/12/2021	5.87			6.37	6.66

Time Series

Constituent: pH (S.U.) Analysis Run 5/23/2023 4:57 PM
Plant Scherer Client: Southern Company Data: Scherer Cell 1-CCR

	GWC-5	GWC-6	GWC-7	GWC-8A	GWC-9
2/15/2022	6.16	6.1	6.22	6.34	6.61
5/12/2022	5.99 (R)				
8/25/2022	5.96	6.13	6.31	6.29	6.48
12/28/2022					6.62 (R)
2/27/2023		6.16	6.35	6.27	6.57
2/28/2023	6				
5/2/2023			6.38	6.23	

Time Series

Constituent: Selenium, T Total (mg/L) Analysis Run 5/23/2023 4:57 PM
 Plant Scherer Client: Southern Company Data: Scherer Cell 1-CCR

	GWA-15 (bg)	GWA-16 (bg)	GWA-17 (bg)	GWC-1	GWC-10
5/8/2010			<0.005		
5/9/2010	<0.005	<0.005			
5/10/2010					<0.005
5/11/2010				<0.005	
6/16/2010		<0.005	<0.005		<0.005
6/17/2010				<0.005	
6/18/2010	<0.005				
7/26/2010			<0.005		
7/27/2010		<0.005		<0.005	
7/28/2010	<0.005				<0.005
9/7/2010		<0.005	<0.005		
9/8/2010					<0.005
9/9/2010	<0.005			<0.005	
4/28/2011				<0.005	
4/29/2011		<0.005	<0.005		<0.005
4/30/2011	<0.005				
10/27/2011					<0.005
10/28/2011	<0.005	<0.005	<0.005		
10/29/2011				<0.005	
5/2/2012	<0.005	<0.005	<0.005		
5/3/2012				<0.005	
5/4/2012					<0.005
11/9/2012	<0.005	<0.005	<0.005	<0.005	
11/11/2012					<0.005
5/8/2013	<0.005	<0.005	0.0044		
5/9/2013				<0.005	<0.005
11/5/2013	<0.005			<0.005	<0.005
11/6/2013		<0.005	<0.005		
5/20/2014	<0.005	<0.005	<0.005		
5/21/2014					<0.005
5/23/2014				<0.005	
11/8/2014		<0.005	<0.005		
11/12/2014	<0.005				<0.005
11/13/2014				<0.005	
5/22/2015	<0.005	<0.005	<0.005		
5/23/2015				0.0053	0.0043
11/9/2015		0.0043	<0.005		
11/11/2015	<0.005			<0.005	
11/12/2015					0.0046
4/6/2016	<0.005	<0.005	<0.005		
4/12/2016				<0.005	
4/13/2016					<0.005 (D)
6/15/2016	<0.005	<0.005	<0.005		
6/16/2016				<0.005	
6/21/2016					<0.005
8/10/2016	<0.005	<0.005	<0.005		
8/11/2016				<0.005	
8/15/2016					<0.005
10/4/2016	<0.005	<0.005		0.00037 (J)	
10/5/2016			<0.005		<0.005
11/29/2016		0.00024 (J)	<0.005		
11/30/2016	<0.005			<0.005	

Time Series

Constituent: Selenium, T Total (mg/L) Analysis Run 5/23/2023 4:57 PM
Plant Scherer Client: Southern Company Data: Scherer Cell 1-CCR

	GWA-15 (bg)	GWA-16 (bg)	GWA-17 (bg)	GWC-1	GWC-10
12/1/2016					<0.005
2/7/2017	<0.005	<0.005	<0.005	<0.005	
2/8/2017					<0.005
4/4/2017	0.00067 (J)	0.0017	<0.005		
4/5/2017				<0.005	
4/6/2017					<0.005
6/20/2017	<0.005	<0.005	<0.005	<0.005	
6/21/2017					<0.005
10/4/2017	<0.005			<0.005	
10/5/2017		<0.005	0.00027 (J)		<0.005
3/20/2018	<0.005 (XD)	<0.005	<0.005	<0.005 (X)	
3/21/2018					<0.005
10/2/2018	<0.005	<0.005	<0.005	<0.005	<0.005
3/26/2019	<0.005	<0.005	<0.005	<0.005	
3/27/2019					<0.005
9/10/2019	<0.005	<0.005	<0.005	<0.005	
9/11/2019					<0.005
3/18/2020	<0.005	<0.005	<0.005	<0.005	<0.005
9/9/2020	<0.005	<0.005	<0.005	<0.005	<0.005
4/1/2021	<0.005	<0.005	<0.005	<0.005	<0.005
8/11/2021	<0.005	<0.005	<0.005		
8/17/2021					<0.005
8/18/2021				<0.005	
2/15/2022	<0.005	<0.005	<0.005	<0.005	<0.005
8/24/2022			<0.005	<0.005	
8/25/2022	<0.005	<0.005			<0.005
2/21/2023					<0.005
2/27/2023				<0.005	
2/28/2023	<0.005	<0.005	<0.005		

Time Series

Constituent: Selenium, T Total (mg/L) Analysis Run 5/23/2023 4:58 PM
 Plant Scherer Client: Southern Company Data: Scherer Cell 1-CCR

	GWC-11	GWC-12	GWC-13	GWC-14	GWC-18
5/9/2010		<0.005	<0.005	<0.005	
5/10/2010	<0.005				<0.005
6/16/2010	<0.005				<0.005
6/18/2010		<0.005	<0.005	<0.005	
7/26/2010					<0.005
7/27/2010	<0.005	<0.005			
7/28/2010				<0.005	
7/29/2010			<0.005		
9/7/2010					<0.005
9/8/2010	<0.005	<0.005			
9/9/2010			<0.005	<0.005	
4/26/2011			<0.005		
4/29/2011	<0.005	<0.005			<0.005
4/30/2011				<0.005	
10/27/2011	<0.005				
10/28/2011		0.004	<0.005	<0.005	<0.005
5/2/2012					<0.005
5/3/2012		<0.005		<0.005	
5/4/2012	<0.005		<0.005		
11/9/2012					<0.005
11/10/2012	<0.005	<0.005		<0.005	
11/11/2012			<0.005		
5/8/2013			<0.005	<0.005	<0.005
5/9/2013	<0.005	<0.005			
11/5/2013				<0.005	
11/6/2013	<0.005	<0.005			<0.005
11/7/2013			<0.005		
5/20/2014	<0.005	<0.005	<0.005	<0.005	
5/23/2014					<0.005
11/8/2014					<0.005
11/12/2014	<0.005	<0.005	<0.005	<0.005	
5/22/2015					<0.005
5/23/2015		<0.005			
5/24/2015	0.005		<0.005	<0.005	
11/10/2015					0.0041
11/11/2015				0.0052	
11/12/2015	0.0042	<0.005	<0.005		
4/11/2016					<0.005
4/13/2016	<0.005 (D)	<0.005 (D)	<0.005 (D)	<0.005 (D)	
6/16/2016					<0.005
6/21/2016	<0.005	<0.005	<0.005	<0.005	
8/11/2016					<0.005
8/15/2016	<0.005	<0.005	<0.005	<0.005	
10/4/2016				<0.005	
10/5/2016	<0.005	<0.005			<0.005
10/7/2016			<0.005		
11/29/2016					<0.005
12/1/2016	<0.005	<0.005	<0.005	0.00025 (J)	
2/7/2017				<0.005	
2/8/2017	<0.005	<0.005			<0.005
2/9/2017			<0.005		
4/5/2017		<0.005			

Time Series

Constituent: Selenium, T Total (mg/L) Analysis Run 5/23/2023 4:58 PM
Plant Scherer Client: Southern Company Data: Scherer Cell 1-CCR

	GWC-11	GWC-12	GWC-13	GWC-14	GWC-18
4/6/2017	0.00031 (J)		<0.005	<0.005	<0.005
6/20/2017	<0.005	<0.005		<0.005	
6/21/2017					<0.005
6/22/2017			<0.005		
10/5/2017	<0.005	<0.005		<0.005	<0.005
10/6/2017			<0.005		
3/20/2018				<0.005	<0.005
3/21/2018	<0.005	<0.005 (D)			
3/22/2018			<0.005		
10/2/2018	<0.005	<0.005		<0.005	<0.005
10/3/2018			<0.005		
3/26/2019		<0.005	<0.005	<0.005	<0.005
3/27/2019	<0.005				
9/11/2019		<0.005	<0.005	<0.005	<0.005
3/18/2020	<0.005	<0.005	<0.005	<0.005	<0.005
9/9/2020				<0.005	<0.005
9/10/2020	<0.005	<0.005	<0.005		
4/1/2021	<0.005	<0.005		<0.005	<0.005
4/6/2021			<0.005		
8/11/2021	<0.005	<0.005	<0.005	<0.005	<0.005
2/16/2022	<0.005	<0.005	<0.005	<0.005	<0.005
8/25/2022	<0.005				<0.005
8/26/2022		<0.005	<0.005	<0.005	
2/27/2023	<0.005	<0.005	<0.005	<0.005	
2/28/2023					<0.005

Time Series

Constituent: Selenium, T Total (mg/L) Analysis Run 5/23/2023 4:58 PM
 Plant Scherer Client: Southern Company Data: Scherer Cell 1-CCR

	GWC-19	GWC-2	GWC-20	GWC-3	GWC-4
5/11/2010	<0.005	<0.005	<0.005	<0.005	<0.005
6/16/2010	<0.005				
6/17/2010			<0.005	<0.005	<0.005
6/19/2010		<0.005			
7/27/2010	<0.005	<0.005	<0.005		
7/28/2010				<0.005	<0.005
9/7/2010	<0.005		<0.005	<0.005	
9/8/2010					<0.005
9/9/2010		<0.005			
4/28/2011		<0.005			<0.005
4/29/2011	<0.005		<0.005	<0.005	
10/28/2011	<0.005	<0.005	<0.005	<0.005	
10/29/2011					<0.005
5/2/2012	<0.005				
5/3/2012		<0.005	<0.005	<0.005	<0.005
11/9/2012	<0.005	<0.005		<0.005	
11/10/2012			<0.005		<0.005
5/9/2013	<0.005	<0.005	<0.005		
5/10/2013				<0.005	<0.005
11/5/2013		<0.005			
11/6/2013	<0.005		<0.005	<0.005	<0.005
5/22/2014	<0.005	<0.005	<0.005	<0.005	<0.005
11/8/2014	<0.005				
11/9/2014			<0.005	<0.005	<0.005
11/13/2014		<0.005			
5/22/2015				<0.005	<0.005
5/23/2015	<0.005				
5/24/2015		0.0044	<0.005		
11/10/2015	0.0044		<0.005	<0.005	
11/11/2015		0.0045			<0.005
4/11/2016	<0.005				
4/12/2016		<0.005	<0.005	<0.005 (D)	<0.005
6/16/2016	<0.005	<0.005	<0.005		
6/20/2016				<0.005	<0.005
8/11/2016	<0.005	<0.005	<0.005		
8/12/2016				0.00036 (J)	<0.005
10/4/2016		<0.005			
10/5/2016	<0.005		<0.005	<0.005	
10/6/2016					<0.005
11/29/2016	<0.005				
11/30/2016		<0.005	<0.005	<0.005	<0.005
2/7/2017		<0.005			
2/8/2017	<0.005		<0.005	<0.005	<0.005
4/5/2017	<0.005				
4/6/2017		0.0023	<0.005	<0.005	<0.005
6/20/2017		<0.005			
6/21/2017	<0.005		<0.005	<0.005	
6/22/2017					<0.005
10/4/2017		<0.005			
10/5/2017	<0.005		<0.005	<0.005	
10/6/2017					<0.005
3/20/2018	<0.005	<0.005 (X)			

Time Series

Constituent: Selenium, T Total (mg/L) Analysis Run 5/23/2023 4:58 PM
Plant Scherer Client: Southern Company Data: Scherer Cell 1-CCR

	GWC-19	GWC-2	GWC-20	GWC-3	GWC-4
3/21/2018			<0.005	<0.005	<0.005 (X)
10/2/2018	<0.005	<0.005			
10/3/2018			<0.005	<0.005	<0.005
3/26/2019	<0.005	<0.005	<0.005	<0.005	<0.005
9/10/2019		<0.005		<0.005	<0.005
9/12/2019	<0.005		<0.005		
3/18/2020		<0.005		<0.005	
3/19/2020	<0.005		<0.005		<0.005
9/9/2020	<0.005	<0.005			
9/10/2020			<0.005	<0.005	<0.005
4/1/2021		<0.005			
4/2/2021					<0.005
4/5/2021	<0.005		<0.005		
4/6/2021				<0.005	
8/11/2021	<0.005		<0.005		
8/12/2021		<0.005		<0.005	<0.005
2/15/2022		<0.005		<0.005	0.0013 (J)
2/16/2022	<0.005		<0.005		
8/25/2022	<0.005		<0.005	<0.005	0.0012 (J)
8/26/2022		<0.005			
2/27/2023		0.00075 (J)			0.0039 (J)
2/28/2023	<0.005		<0.005	<0.005	

Time Series

Constituent: Selenium, T Total (mg/L) Analysis Run 5/23/2023 4:58 PM
 Plant Scherer Client: Southern Company Data: Scherer Cell 1-CCR

	GWC-5	GWC-6	GWC-7	GWC-8A	GWC-9
5/10/2010			<0.005	<0.005	<0.005
5/11/2010	<0.01	<0.005			
6/16/2010					<0.005
6/18/2010	<0.01	<0.005	<0.005		
6/19/2010				<0.005	
7/27/2010	<0.01	<0.005			<0.005
7/28/2010			<0.005	<0.005	
9/8/2010				<0.005	<0.005
9/9/2010	<0.01	<0.005	<0.005		
4/29/2011	<0.01				<0.005
4/30/2011		<0.005	<0.005	<0.005	
10/27/2011				<0.005	<0.005
10/28/2011	<0.01				
10/29/2011		<0.005	<0.005		
5/3/2012					<0.005
5/4/2012	<0.01	<0.005	<0.005	<0.005	
11/10/2012	<0.01	<0.005	<0.005		
11/11/2012				<0.005	<0.005
5/9/2013	<0.01	<0.005	<0.005		<0.005
5/10/2013				<0.005	
11/6/2013	<0.01				<0.005
11/7/2013		<0.005	<0.005	<0.005	
5/21/2014		<0.005	<0.005	<0.005	<0.005
5/22/2014	<0.01				
11/9/2014	<0.01	<0.005			
11/12/2014			<0.005		<0.005
11/13/2014				<0.005	
5/23/2015				0.0045	<0.005
5/24/2015	0.013 (J)	<0.005	0.0053		
11/11/2015	0.037	0.007	0.0049	0.0043	
11/12/2015					0.0065
4/12/2016		<0.005			
4/13/2016			<0.005 (D)		<0.005 (D)
4/19/2016	0.0587			<0.005	
6/20/2016		0.00032 (J)	<0.005		
6/22/2016	0.0435				<0.005
8/12/2016		0.00035 (J)			
8/15/2016			<0.005		<0.005
8/16/2016	0.029				
10/6/2016	0.027	0.00029 (J)	<0.005		<0.005
10/10/2016				<0.005	
11/30/2016		0.00026 (J)			
12/1/2016	0.029		<0.005	<0.005	<0.005
2/8/2017					<0.005
2/9/2017	0.031	<0.005	<0.005	<0.005	
4/6/2017	0.043	<0.005			<0.005
4/7/2017			<0.005	<0.005	
6/21/2017	0.052	0.00031 (J)		<0.005	<0.005
6/22/2017			<0.005		
8/15/2017				<0.005	
9/1/2017				0.00044 (J)	
10/5/2017	0.038				<0.005

Time Series

Constituent: Selenium, T Total (mg/L) Analysis Run 5/23/2023 4:58 PM
Plant Scherer Client: Southern Company Data: Scherer Cell 1-CCR

	GWC-5	GWC-6	GWC-7	GWC-8A	GWC-9
10/6/2017		<0.005	<0.005		
10/9/2017				<0.005	
3/21/2018		<0.005 (X)			<0.005 (X)
3/22/2018	0.038		<0.005	0.00032 (J)	
10/2/2018					<0.005
10/3/2018	0.021	0.00056 (J)			
10/4/2018			<0.005	<0.005	
3/26/2019		<0.005			
3/27/2019	0.023		<0.005	<0.005	<0.005
9/11/2019	0.0079	<0.005	<0.005	<0.005	<0.005
3/18/2020	0.014	<0.005		<0.005	<0.005
3/19/2020			<0.005		
9/9/2020	0.0054			<0.005	<0.005
9/10/2020		<0.005	<0.005		
4/1/2021	0.0065		<0.005		<0.005
4/5/2021		<0.005		<0.005	
8/11/2021		<0.005	<0.005		
8/12/2021	0.0088			<0.005	<0.005
2/15/2022	0.0058	<0.005	<0.005	<0.005	<0.005
8/25/2022	0.0043 (J)	<0.005	<0.005	<0.005	<0.005
2/27/2023		<0.005	<0.005	<0.005	<0.005
2/28/2023	0.0033 (J)				

Time Series

Constituent: Silver (mg/L) Analysis Run 5/23/2023 4:58 PM
 Plant Scherer Client: Southern Company Data: Scherer Cell 1-CCR

	GWA-15 (bg)	GWA-16 (bg)	GWA-17 (bg)	GWC-1	GWC-10
5/8/2010			<0.001		
5/9/2010	<0.001	<0.001			
5/10/2010					<0.001
5/11/2010				<0.001	
6/16/2010		<0.001	<0.001		<0.001
6/17/2010				<0.001	
6/18/2010	<0.001				
7/26/2010			<0.001		
7/27/2010		<0.001		<0.001	
7/28/2010	<0.001				<0.001
9/7/2010		<0.001	<0.001		
9/8/2010					<0.001
9/9/2010	<0.001			<0.001	
4/28/2011				<0.001	
4/29/2011		<0.001	<0.001		<0.001
4/30/2011	<0.001				
10/27/2011					<0.001
10/28/2011	<0.001	<0.001	<0.001		
10/29/2011				<0.001	
5/2/2012	<0.001	<0.001	<0.001		
5/3/2012				<0.001	
5/4/2012					<0.001
11/9/2012	<0.001	<0.001	<0.001	<0.001	
11/11/2012					<0.001
5/8/2013	<0.001	<0.001	<0.001		
5/9/2013				<0.001	<0.001
11/5/2013	<0.001			<0.001	<0.001
11/6/2013		<0.001	<0.001		
5/20/2014	<0.001	<0.001	<0.001		
5/21/2014					<0.001
5/23/2014				<0.001	
11/8/2014		<0.001	<0.001		
11/12/2014	<0.001				<0.001
11/13/2014				<0.001	
5/22/2015	<0.001	<0.001	<0.001		
5/23/2015				<0.001	<0.001
11/9/2015		<0.001	<0.001		
11/11/2015	<0.001			<0.001	
11/12/2015					<0.001
4/6/2016	<0.001	<0.001	<0.001		
4/12/2016				<0.001	
4/13/2016					<0.001 (D)
10/4/2016	<0.001	<0.001		0.00012 (J)	
10/5/2016			<0.001		<0.001
4/4/2017	<0.001	<0.001	<0.001		
4/5/2017				<0.001	
4/6/2017					<0.001
10/4/2017	<0.001			<0.001	
10/5/2017		<0.001	<0.001		<0.001
3/20/2018	<0.001 (D)	<0.001	<0.001	<0.001	
3/21/2018					<0.001
10/2/2018	<0.001	<0.001	<0.001	<0.001	<0.001

Time Series

Constituent: Silver (mg/L) Analysis Run 5/23/2023 4:58 PM
Plant Scherer Client: Southern Company Data: Scherer Cell 1-CCR

	GWA-15 (bg)	GWA-16 (bg)	GWA-17 (bg)	GWC-1	GWC-10
3/26/2019	<0.001	<0.001	<0.001	<0.001	
3/27/2019					<0.001
9/10/2019	<0.001	<0.001	<0.001	<0.001	
9/11/2019					<0.001
3/18/2020	<0.001	<0.001	<0.001	<0.001	<0.001
9/9/2020	<0.001	<0.001	<0.001	<0.001	<0.001
4/1/2021	<0.001	<0.001	<0.001	<0.001	<0.001
8/11/2021	<0.001	<0.001	<0.001		
8/17/2021					<0.001
8/18/2021				<0.001	
2/15/2022	<0.001	<0.001	<0.001	<0.001	<0.001
8/24/2022			<0.001	<0.001	
8/25/2022	<0.001	<0.001			<0.001
2/21/2023					<0.001
2/27/2023				<0.001	
2/28/2023	<0.001	<0.001	<0.001		

Time Series

Constituent: Silver (mg/L) Analysis Run 5/23/2023 4:58 PM
 Plant Scherer Client: Southern Company Data: Scherer Cell 1-CCR

	GWC-11	GWC-12	GWC-13	GWC-14	GWC-18
5/9/2010		<0.001	<0.001	<0.001	
5/10/2010	<0.001				<0.001
6/16/2010	<0.001				<0.001
6/18/2010		<0.001	<0.001	<0.001	
7/26/2010					<0.001
7/27/2010	<0.001	<0.001			
7/28/2010				<0.001	
7/29/2010			<0.001		
9/7/2010					<0.001
9/8/2010	<0.001	<0.001			
9/9/2010			<0.001	<0.001	
4/26/2011			<0.001		
4/29/2011	<0.001	<0.001			<0.001
4/30/2011				<0.001	
10/27/2011	<0.001				
10/28/2011		<0.001	<0.001	<0.001	<0.001
5/2/2012					<0.001
5/3/2012		<0.001		<0.001	
5/4/2012	<0.001		<0.001		
11/9/2012					<0.001
11/10/2012	<0.001	<0.001		<0.001	
11/11/2012			<0.001		
5/8/2013			<0.001	<0.001	<0.001
5/9/2013	<0.001	<0.001			
11/5/2013				<0.001	
11/6/2013	<0.001	<0.001			<0.001
11/7/2013			<0.001		
5/20/2014	<0.001	<0.001	<0.001	<0.001	
5/23/2014					<0.001
11/8/2014					<0.001
11/12/2014	<0.001	<0.001	<0.001	<0.001	
5/22/2015					<0.001
5/23/2015		<0.001			
5/24/2015	<0.001		<0.001	<0.001	
11/10/2015					<0.001
11/11/2015				<0.001	
11/12/2015	<0.001	<0.001	<0.001		
4/11/2016					<0.001
4/13/2016	<0.001 (D)	<0.001 (D)	<0.001 (D)	<0.001 (D)	
10/4/2016				<0.001	
10/5/2016	<0.001	<0.001			<0.001
10/7/2016			<0.001		
4/5/2017		<0.001			
4/6/2017	<0.001		<0.001	<0.001	<0.001
10/5/2017	<0.001	<0.001		<0.001	<0.001
10/6/2017			0.00031		
3/20/2018				<0.001	<0.001
3/21/2018	<0.001	<0.001 (D)			
3/22/2018			<0.001		
10/2/2018	<0.001	<0.001		<0.001	<0.001
10/3/2018			<0.001		
3/26/2019		<0.001	<0.001	<0.001	<0.001

Time Series

Constituent: Silver (mg/L) Analysis Run 5/23/2023 4:58 PM
Plant Scherer Client: Southern Company Data: Scherer Cell 1-CCR

	GWC-11	GWC-12	GWC-13	GWC-14	GWC-18
3/27/2019	<0.001				
9/11/2019	<0.001 (D)	<0.001	<0.001	<0.001	<0.001
3/18/2020	<0.001	<0.001	<0.001	<0.001	<0.001
9/9/2020				<0.001	<0.001
9/10/2020	<0.001	<0.001	<0.001		
4/1/2021	<0.001	<0.001		<0.001	<0.001
4/6/2021			<0.001		
8/11/2021	<0.001	<0.001	<0.001	<0.001	<0.001
2/16/2022	<0.001	<0.001	<0.001	<0.001	<0.001
8/25/2022	<0.001				<0.001
8/26/2022		<0.001	<0.001	<0.001	
2/27/2023	<0.001	<0.001	<0.001	<0.001	
2/28/2023					<0.001

Time Series

Constituent: Silver (mg/L) Analysis Run 5/23/2023 4:58 PM
Plant Scherer Client: Southern Company Data: Scherer Cell 1-CCR

	GWC-19	GWC-2	GWC-20	GWC-3	GWC-4
5/11/2010	<0.001	<0.001	<0.001	<0.001	<0.001
6/16/2010	<0.001				
6/17/2010			<0.001	<0.001	<0.001
6/19/2010		<0.001			
7/27/2010	<0.001	<0.001	<0.001		
7/28/2010				<0.001	<0.001
9/7/2010	<0.001		<0.001	<0.001	
9/8/2010					<0.001
9/9/2010		<0.001			
4/28/2011		<0.001			<0.001
4/29/2011	<0.001		<0.001	<0.001	
10/28/2011	<0.001	<0.001	<0.001	<0.001	
10/29/2011					<0.001
5/2/2012	<0.001				
5/3/2012		<0.001	<0.001	<0.001	<0.001
11/9/2012	<0.001	<0.001		<0.001	
11/10/2012			<0.001		<0.001
5/9/2013	<0.001	<0.001	<0.001		
5/10/2013				<0.001	<0.001
11/5/2013		<0.001			
11/6/2013	<0.001		<0.001	<0.001	<0.001
5/22/2014	<0.001	<0.001	<0.001	<0.001	<0.001
11/8/2014	<0.001				
11/9/2014			<0.001	<0.001	<0.001
11/13/2014		<0.001			
5/22/2015				<0.001	<0.001
5/23/2015	<0.001				
5/24/2015		<0.001	<0.001		
11/10/2015	<0.001		<0.001	<0.001	
11/11/2015		<0.001			<0.001
4/11/2016	<0.001				
4/12/2016		<0.001	<0.001	<0.001 (D)	<0.001
10/4/2016		<0.001			
10/5/2016	<0.001		<0.001	<0.001	
10/6/2016					<0.001
4/5/2017	<0.001				
4/6/2017		<0.001	<0.001	<0.001	<0.001
10/4/2017		<0.001			
10/5/2017	<0.001		<0.001	<0.001	
10/6/2017					<0.001
3/20/2018	<0.001	<0.001			
3/21/2018			<0.001	<0.001	<0.001
10/2/2018	<0.001	<0.001			
10/3/2018			<0.001	<0.001	<0.001
3/26/2019	<0.001	<0.001	<0.001	<0.001	<0.001
9/10/2019		<0.001		<0.001	<0.001
9/12/2019	<0.001		<0.001		
3/18/2020		<0.001		<0.001	
3/19/2020	<0.001		<0.001		<0.001
9/9/2020	<0.001	<0.001			
9/10/2020			<0.001	<0.001	<0.001
4/1/2021		<0.001			

Time Series

Constituent: Silver (mg/L) Analysis Run 5/23/2023 4:58 PM
Plant Scherer Client: Southern Company Data: Scherer Cell 1-CCR

	GWC-19	GWC-2	GWC-20	GWC-3	GWC-4
4/2/2021					<0.001
4/5/2021	<0.001		<0.001		
4/6/2021				<0.001	
8/11/2021	<0.001		<0.001		
8/12/2021		<0.001		<0.001	<0.001
2/15/2022		<0.001		<0.001	<0.001
2/16/2022	<0.001		<0.001		
8/25/2022	<0.001		<0.001	<0.001	<0.001
8/26/2022		<0.001			
2/27/2023		<0.001			<0.001
2/28/2023	<0.001		<0.001	<0.001	

Time Series

Constituent: Silver (mg/L) Analysis Run 5/23/2023 4:58 PM
Plant Scherer Client: Southern Company Data: Scherer Cell 1-CCR

	GWC-5	GWC-6	GWC-7	GWC-8A	GWC-9
5/10/2010			<0.001	<0.001	<0.001
5/11/2010	<0.001	<0.001			
6/16/2010					<0.001
6/18/2010	<0.001	<0.001	<0.001		
6/19/2010				<0.001	
7/27/2010	<0.001	<0.001			<0.001
7/28/2010			<0.001	<0.001	
9/8/2010				<0.001	<0.001
9/9/2010	<0.001	<0.001	<0.001		
4/29/2011	<0.001				<0.001
4/30/2011		<0.001	<0.001	<0.001	
10/27/2011				<0.001	<0.001
10/28/2011	<0.001				
10/29/2011		<0.001	<0.001		
5/3/2012					<0.001
5/4/2012	<0.001	<0.001	<0.001	<0.001	
11/10/2012	<0.001	<0.001	<0.001		
11/11/2012				<0.001	<0.001
5/9/2013	<0.001	<0.001	<0.001		<0.001
5/10/2013				<0.001	
11/6/2013	<0.001				<0.001
11/7/2013		<0.001	<0.001	<0.001	
5/21/2014		<0.001	<0.001	<0.001	<0.001
5/22/2014	<0.001				
11/9/2014	<0.001	<0.001			
11/12/2014			<0.001		<0.001
11/13/2014				<0.001	
5/23/2015				<0.001	<0.001
5/24/2015	<0.001	<0.001	<0.001		
11/11/2015	<0.001	<0.001	<0.001	<0.001	
11/12/2015					<0.001
4/12/2016		<0.001			
4/13/2016			<0.001 (D)		<0.001 (D)
4/19/2016	<0.001			<0.001	
10/6/2016	<0.001	0.00012 (J)	<0.001		<0.001
10/10/2016				<0.001	
4/6/2017	<0.001	<0.001			<0.001
4/7/2017			<0.001	<0.001	
10/5/2017	<0.001				<0.001
10/6/2017		<0.001	<0.001		
10/9/2017				<0.001	
3/21/2018		<0.001			<0.001
3/22/2018	<0.001		<0.001	<0.001	
10/2/2018					<0.001
10/3/2018	<0.001	<0.001			
10/4/2018			<0.001	<0.001	
3/26/2019		<0.001			
3/27/2019	<0.001		<0.001	<0.001	<0.001
9/11/2019	<0.001	<0.001	<0.001	<0.001	<0.001
3/18/2020	<0.001	<0.001		<0.001	<0.001
3/19/2020			<0.001		
9/9/2020	<0.001			<0.001	<0.001

Time Series

Constituent: Silver (mg/L) Analysis Run 5/23/2023 4:58 PM
Plant Scherer Client: Southern Company Data: Scherer Cell 1-CCR

	GWC-5	GWC-6	GWC-7	GWC-8A	GWC-9
9/10/2020		<0.001	<0.001		
4/1/2021	<0.001		<0.001		<0.001
4/5/2021		<0.001		<0.001	
8/11/2021		<0.001	<0.001		
8/12/2021	<0.001			<0.001	<0.001
2/15/2022	<0.001	<0.001	<0.001	<0.001	<0.001
8/25/2022	<0.001	<0.001	<0.001	<0.001	<0.001
2/27/2023		<0.001	<0.001	<0.001	<0.001
2/28/2023	<0.001				

Time Series

Constituent: Sulfate (mg/L) Analysis Run 5/23/2023 4:58 PM
 Plant Scherer Client: Southern Company Data: Scherer Cell 1-CCR

	GWA-15 (bg)	GWA-16 (bg)	GWA-17 (bg)	GWC-1	GWC-10
4/6/2016	0.799 (J)	<1	<1		
4/12/2016				0.617 (J)	
4/13/2016					0.51 (JD)
6/15/2016	<0.7	<1	<1		
6/16/2016				<1	
6/21/2016					0.58 (J)
8/10/2016	<0.7	<1	<1		
8/11/2016				<1	
8/15/2016					<1
10/4/2016	<0.7	<1		<1	
10/5/2016			<1		<1
11/29/2016		<1	<1		
11/30/2016	<0.7			<1	
12/1/2016					<1
2/7/2017	0.8 (J)	<1	<1	0.92 (J)	
2/8/2017					1
4/4/2017	<0.7	<1	<1		
4/5/2017				1	
4/6/2017					0.81 (J)
6/20/2017	<0.7	<1	<1	0.76 (J)	
6/21/2017					1.1
10/4/2017	<0.7			<1	
10/5/2017		<1	<1		1.1
3/20/2018	1.2	<1	<1	0.95 (J)	
3/21/2018					1.1
10/2/2018	<0.7	<1	<1	<1	1.2
3/26/2019	2.1	<1	0.58 (J)	0.53 (J)	
3/27/2019					1.6
9/10/2019	0.65 (J)	<1	0.44 (J)	0.69 (J)	
9/11/2019					1.8
3/18/2020	3.1	0.67 (J)	0.51 (J)	0.84 (J)	2.4
9/9/2020	1.6	<1	<1	0.77 (J)	2.6
4/1/2021	2.7	<1	<1	<1	2.7
8/11/2021	1.3	<1	<1		
8/17/2021					1.2
8/18/2021				0.79 (J)	
2/15/2022	2.6	<1	<1	1.5	3.5
5/12/2022					2.7 (R)
8/24/2022			<1	<1	
8/25/2022	1.9	<1			3.7
2/21/2023					4.7
2/27/2023				1.6	
2/28/2023	3.5	1.4	1.3		
5/2/2023					4.3

Time Series

Constituent: Sulfate (mg/L) Analysis Run 5/23/2023 4:58 PM
 Plant Scherer Client: Southern Company Data: Scherer Cell 1-CCR

	GWC-11	GWC-12	GWC-13	GWC-14	GWC-18
4/11/2016					<1
4/13/2016	<1 (D)	<1 (D)	0.646 (JD)	<1 (D)	
6/16/2016					<1
6/21/2016	0.16 (J)	0.2 (J)	0.57 (J)	0.16 (J)	
8/11/2016					<1
8/15/2016	<1	<1	<1	<1	
10/4/2016				<1	
10/5/2016	<1	<1			<1
10/7/2016			<1		
11/29/2016					<1
12/1/2016	<1	<1	<1	<1	
2/7/2017				<1	
2/8/2017	<1	<1			<1
2/9/2017			<1		
4/5/2017		<1			
4/6/2017	<1		<1	<1	<1
6/20/2017	<1	<1		<1	
6/21/2017					<1
6/22/2017			<1		
10/5/2017	<1	<1		<1	<1
10/6/2017			<1		
3/20/2018				<1	<1
3/21/2018	<1	<1 (D)			
3/22/2018			<1		
10/2/2018	<1	<1		<1	<1
10/3/2018			<1		
3/26/2019		0.49 (J)	1.3	0.64 (J)	0.39 (J)
3/27/2019	<1				
9/11/2019	0.63 (J)	0.5 (J)	0.81 (J)	0.5 (J)	0.61 (J)
3/18/2020	<1	1.3	25 (o)	<1	0.62 (J)
9/9/2020				<1	<1
9/10/2020	<1	<1	1.3		
4/1/2021	<1	<1		<1	<1
4/6/2021			0.9 (J)		
8/11/2021	<1	<1	0.89 (J)	<1	<1
2/16/2022	<1	<1	<1	<1	<1
8/25/2022	<1				<1
8/26/2022		0.77 (J)	1.3	0.79 (J)	
2/27/2023	0.88 (J)	1.2	1.6	1.2	
2/28/2023					1.2

Time Series

Constituent: Sulfate (mg/L) Analysis Run 5/23/2023 4:58 PM
 Plant Scherer Client: Southern Company Data: Scherer Cell 1-CCR

	GWC-19	GWC-2	GWC-20	GWC-3	GWC-4
4/11/2016	<1				
4/12/2016		0.56 (J)	<1	0.419 (JD)	3.56
6/16/2016	<1	<1	<1		
6/20/2016				0.6 (J)	2.4
8/11/2016	<1	<1	<1		
8/16/2016				<1	1.7
10/4/2016		<1			
10/5/2016	<1		<1	<1	
10/6/2016					1.2
11/29/2016	<1				
11/30/2016		<1	<1	1.1	1.2
2/7/2017		<1			
2/8/2017	<1		<1	<1	4.6
4/5/2017	<1				
4/6/2017		<1	<1	<1	4.1
6/20/2017		<1			
6/21/2017	<1		<1	<1	
6/22/2017					3.4
10/4/2017		<1			
10/5/2017	<1		<1	<1	
10/6/2017					3
3/20/2018	<1	<1			
3/21/2018			<1	<1	4.9
10/2/2018	<1	<1			
10/3/2018			<1	<1	2.9
3/26/2019	<1	0.99 (J)	0.45 (J)	0.47 (J)	3.2
9/10/2019		0.63 (J)		0.7 (J)	1.7
9/12/2019	<1		<1		
3/18/2020		0.59 (J)		0.6 (J)	
3/19/2020	0.64 (J)		0.71 (J)		4.6
9/9/2020	1.2	0.59 (J)			
9/10/2020			<1	<1	1.6
4/1/2021		1.1			
4/2/2021					4.6
4/6/2021				<1	
6/1/2021	1.9		1.4		
8/11/2021	<1		<1		
8/12/2021		<1		<1	3.5
2/15/2022		0.79 (J)		0.91 (J)	20
2/16/2022	<1		<1		
5/12/2022					33 (R)
8/25/2022	<1		<1	0.99 (J)	19
8/26/2022		1.1			
12/28/2022					32 (R)
2/27/2023		1.6			56
2/28/2023	1.2		1.3	4.7	
5/2/2023				4.2	

Time Series

Constituent: Sulfate (mg/L) Analysis Run 5/23/2023 4:58 PM
 Plant Scherer Client: Southern Company Data: Scherer Cell 1-CCR

	GWC-5	GWC-6	GWC-7	GWC-8A	GWC-9
4/12/2016		7.55			
4/13/2016			<1 (D)		8.66 (D)
4/19/2016	575 (o)			32.7	
6/20/2016		14	0.36 (J)		
6/22/2016	470				6.3
8/15/2016			<1		8
8/16/2016	360	12			
10/6/2016	300	13	<1		10
10/10/2016				33	
11/30/2016		14			
12/1/2016	340		<1	31	15
2/8/2017					13
2/9/2017	350	9.5	<1	34	
4/6/2017	380	9.7			14
4/7/2017			<1	37	
6/21/2017	490	13		35	11
6/22/2017			<1		
8/15/2017				42	
9/1/2017				40	
10/5/2017	380				10
10/6/2017		7.3	<1		
3/21/2018		9.5			12
3/22/2018	400		<1	39	
10/2/2018					8.2
10/3/2018	270	10			
10/4/2018			<1	30	
3/26/2019		6.3			
3/27/2019	260		0.51 (J)	18	6.8
9/11/2019	130	12	0.52 (J)	32	9.6
3/18/2020	170	5.6		16	6.9
3/19/2020			0.54 (J)		
9/9/2020	110			11	8.4
9/10/2020		9.4	<1		
4/1/2021	100		<1		9.7
6/1/2021				17	
6/2/2021		13			
8/11/2021		11	<1		
8/12/2021	140			27	9.7
2/15/2022	100	13	<1	11	7.2
8/25/2022	100	12	<1	22	19
2/27/2023		13	1.4	12	13
2/28/2023	87				

Time Series

Constituent: Thallium, Total (mg/L) Analysis Run 5/23/2023 4:58 PM
Plant Scherer Client: Southern Company Data: Scherer Cell 1-CCR

	GWA-15 (bg)	GWA-16 (bg)	GWA-17 (bg)	GWC-1	GWC-10
5/8/2010			<0.001		
5/9/2010	<0.001	<0.001			
5/10/2010					<0.001
5/11/2010				<0.001	
6/16/2010		<0.001	<0.001		<0.001
6/17/2010				<0.001	
6/18/2010	<0.001				
7/26/2010			<0.001		
7/27/2010		<0.001		<0.001	
7/28/2010	<0.001				<0.001
9/7/2010		<0.001	<0.001		
9/8/2010					<0.001
9/9/2010	<0.001			<0.001	
4/28/2011				<0.001	
4/29/2011		<0.001	<0.001		<0.001
4/30/2011	<0.001				
10/27/2011					<0.001
10/28/2011	<0.001	<0.001	<0.001		
10/29/2011				<0.001	
5/2/2012	<0.001	<0.001	<0.001		
5/3/2012				<0.001	
5/4/2012					<0.001
11/9/2012	<0.001	<0.001	<0.001	<0.001	
11/11/2012					<0.001
5/8/2013	<0.001	0.0003	<0.001		
5/9/2013				<0.001	<0.001
11/5/2013	<0.001			<0.001	<0.001
11/6/2013		<0.001	<0.001		
5/20/2014	<0.001	<0.001	<0.001		
5/21/2014					<0.001
5/23/2014				<0.001	
11/8/2014		<0.001	<0.001		
11/12/2014	<0.001				<0.001
11/13/2014				<0.001	
5/22/2015	<0.001	<0.001	<0.001		
5/23/2015				<0.001	<0.001
11/9/2015		<0.001	<0.001		
11/11/2015	<0.001			<0.001	
11/12/2015					<0.001
4/6/2016	<0.001	<0.001	<0.001		
4/12/2016				<0.001	
4/13/2016					<0.001 (D)
6/15/2016	<0.001	<0.001	<0.001		
6/16/2016				<0.001	
6/21/2016					<0.001
8/10/2016	<0.001	<0.001	<0.001		
8/11/2016				<0.001	
8/15/2016					<0.001
10/4/2016	<0.001	<0.001		<0.001	
10/5/2016			<0.001		<0.001
11/29/2016		<0.001	<0.001		
11/30/2016	<0.001			<0.001	

Time Series

Constituent: Thallium, Total (mg/L) Analysis Run 5/23/2023 4:58 PM
Plant Scherer Client: Southern Company Data: Scherer Cell 1-CCR

	GWA-15 (bg)	GWA-16 (bg)	GWA-17 (bg)	GWC-1	GWC-10
12/1/2016					<0.001
2/7/2017	<0.001	<0.001	<0.001	<0.001	
2/8/2017					<0.001
4/4/2017	<0.001	<0.001	<0.001		
4/5/2017				<0.001	
4/6/2017					<0.001
6/20/2017	<0.001	<0.001	<0.001	<0.001	
6/21/2017					<0.001
10/4/2017	<0.001			<0.001	
10/5/2017		<0.001	<0.001		<0.001
3/20/2018	<0.001 (D)	<0.001	<0.001	<0.001	
3/21/2018					<0.001
10/2/2018	<0.001	<0.001	<0.001	<0.001	<0.001
3/26/2019	<0.001	<0.001	<0.001	<0.001	
3/27/2019					<0.001
9/10/2019	<0.001	0.00021 (J)	0.00023 (J)	<0.001	
9/11/2019					<0.001
3/18/2020	<0.001	<0.001	<0.001	0.00049 (J)	<0.001
9/9/2020	0.00025 (J)	<0.001	<0.001	<0.001	<0.001
4/1/2021	<0.001	<0.001	<0.001	0.00027 (J)	<0.001
8/11/2021	<0.001	<0.001	<0.001		
8/17/2021					<0.001
8/18/2021				<0.001	
2/15/2022	<0.001	<0.001	<0.001	<0.001	<0.001
8/24/2022			<0.001	<0.001	
8/25/2022	<0.001	<0.001			<0.001
2/21/2023					<0.001
2/27/2023				<0.001	
2/28/2023	<0.001	<0.001	<0.001		

Time Series

Constituent: Thallium, Total (mg/L) Analysis Run 5/23/2023 4:58 PM
 Plant Scherer Client: Southern Company Data: Scherer Cell 1-CCR

	GWC-11	GWC-12	GWC-13	GWC-14	GWC-18
5/9/2010		<0.001	<0.001	<0.001	
5/10/2010	<0.001				<0.001
6/16/2010	<0.001				<0.001
6/18/2010		<0.001	<0.001	<0.001	
7/26/2010					<0.001
7/27/2010	<0.001	<0.001			
7/28/2010				<0.001	
7/29/2010			<0.001		
9/7/2010					<0.001
9/8/2010	<0.001	<0.001			
9/9/2010			<0.001	<0.001	
4/26/2011			<0.001		
4/29/2011	<0.001	<0.001			<0.001
4/30/2011				<0.001	
10/27/2011	<0.001				
10/28/2011		<0.001	<0.001	<0.001	<0.001
5/2/2012					<0.001
5/3/2012		<0.001		<0.001	
5/4/2012	<0.001		<0.001		
11/9/2012					<0.001
11/10/2012	<0.001	<0.001		<0.001	
11/11/2012			<0.001		
5/8/2013			<0.001	<0.001	<0.001
5/9/2013	<0.001	<0.001			
11/5/2013				<0.001	
11/6/2013	<0.001	<0.001			<0.001
11/7/2013			<0.001		
5/20/2014	<0.001	<0.001	<0.001	<0.001	
5/23/2014					<0.001
11/8/2014					<0.001
11/12/2014	<0.001	<0.001	<0.001	<0.001	
5/22/2015					<0.001
5/23/2015		<0.001			
5/24/2015	<0.001		<0.001	<0.001	
11/10/2015					<0.001
11/11/2015				<0.001	
11/12/2015	<0.001	<0.001	<0.001		
4/11/2016					<0.001
4/13/2016	<0.001 (D)	<0.001 (D)	<0.001 (D)	<0.001 (D)	
6/16/2016					<0.001
6/21/2016	<0.001	<0.001	<0.001	<0.001	
8/11/2016					<0.001
8/15/2016	<0.001	<0.001	<0.001	<0.001	
10/4/2016				<0.001	
10/5/2016	<0.001	<0.001			<0.001
10/7/2016			<0.001		
11/29/2016					<0.001
12/1/2016	<0.001	<0.001	<0.001	<0.001	
2/7/2017				<0.001	
2/8/2017	<0.001	<0.001			<0.001
2/9/2017			<0.001		
4/5/2017		<0.001			

Time Series

Constituent: Thallium, Total (mg/L) Analysis Run 5/23/2023 4:58 PM
Plant Scherer Client: Southern Company Data: Scherer Cell 1-CCR

	GWC-11	GWC-12	GWC-13	GWC-14	GWC-18
4/6/2017	<0.001		<0.001	<0.001	<0.001
6/20/2017	<0.001	<0.001		<0.001	
6/21/2017					<0.001
6/22/2017			<0.001		
10/5/2017	<0.001	<0.001		<0.001	<0.001
10/6/2017			<0.001		
3/20/2018				<0.001	<0.001
3/21/2018	<0.001	<0.001 (D)			
3/22/2018			<0.001		
10/2/2018	<0.001	<0.001		<0.001	<0.001
10/3/2018			<0.001		
3/26/2019		<0.001	<0.001	<0.001	<0.001
3/27/2019	<0.001				
9/11/2019	<0.001	<0.001	<0.001	<0.001	<0.001
3/18/2020	<0.001	<0.001	<0.001	<0.001	<0.001
9/9/2020				<0.001	<0.001
9/10/2020	<0.001	<0.001	<0.001		
4/1/2021	<0.001	<0.001		<0.001	<0.001
4/6/2021			<0.001		
8/11/2021	<0.001	<0.001	<0.001	<0.001	<0.001
2/16/2022	<0.001	<0.001	<0.001	<0.001	<0.001
8/25/2022	<0.001				<0.001
8/26/2022		<0.001	<0.001	<0.001	
2/27/2023	<0.001	<0.001	<0.001	<0.001	
2/28/2023					<0.001

Time Series

Constituent: Thallium, Total (mg/L) Analysis Run 5/23/2023 4:58 PM
 Plant Scherer Client: Southern Company Data: Scherer Cell 1-CCR

	GWC-19	GWC-2	GWC-20	GWC-3	GWC-4
5/11/2010	<0.001	<0.001	<0.001	<0.001	<0.001
6/16/2010	<0.001				
6/17/2010			<0.001	<0.001	<0.001
6/19/2010		<0.001			
7/27/2010	<0.001	<0.001	<0.001		
7/28/2010				<0.001	<0.001
9/7/2010	<0.001		<0.001	<0.001	
9/8/2010					<0.001
9/9/2010		<0.001			
4/28/2011		<0.001			<0.001
4/29/2011	<0.001		<0.001	<0.001	
10/28/2011	<0.001	<0.001	<0.001	<0.001	
10/29/2011					<0.001
5/2/2012	<0.001				
5/3/2012		<0.001	<0.001	<0.001	<0.001
11/9/2012	<0.001	<0.001		<0.001	
11/10/2012			<0.001		<0.001
5/9/2013	<0.001	<0.001	<0.001		
5/10/2013				<0.001	<0.001
11/5/2013		<0.001			
11/6/2013	<0.001		<0.001	<0.001	<0.001
5/22/2014	<0.001	<0.001	<0.001	<0.001	<0.001
11/8/2014	<0.001				
11/9/2014			<0.001	<0.001	<0.001
11/13/2014		<0.001			
5/22/2015				<0.001	<0.001
5/23/2015	<0.001				
5/24/2015		<0.001	<0.001		
11/10/2015	<0.001		<0.001	<0.001	
11/11/2015		<0.001			<0.001
4/11/2016	<0.001				
4/12/2016		<0.001	<0.001	<0.001 (D)	<0.001
6/16/2016	<0.001	<0.001	<0.001		
6/20/2016				<0.001	<0.001
8/11/2016	<0.001	<0.001	<0.001		
8/12/2016				<0.001	<0.001
10/4/2016		<0.001			
10/5/2016	<0.001		<0.001	<0.001	
10/6/2016					<0.001
11/29/2016	<0.001				
11/30/2016		<0.001	<0.001	<0.001	<0.001
2/7/2017		<0.001			
2/8/2017	<0.001		<0.001	<0.001	<0.001
4/5/2017	<0.001				
4/6/2017		<0.001	<0.001	<0.001	<0.001
6/20/2017		<0.001			
6/21/2017	<0.001		<0.001	<0.001	
6/22/2017					<0.001
10/4/2017		<0.001			
10/5/2017	<0.001		<0.001	<0.001	
10/6/2017					<0.001
3/20/2018	<0.001	<0.001			

Time Series

Constituent: Thallium, Total (mg/L) Analysis Run 5/23/2023 4:58 PM
Plant Scherer Client: Southern Company Data: Scherer Cell 1-CCR

	GWC-19	GWC-2	GWC-20	GWC-3	GWC-4
3/21/2018			<0.001	<0.001	<0.001
10/2/2018	<0.001	<0.001			
10/3/2018			<0.001	<0.001	<0.001
3/26/2019	<0.001	<0.001	<0.001	<0.001	<0.001
9/10/2019		<0.001		<0.001	<0.001
9/12/2019	<0.001		<0.001		
3/18/2020		0.00025 (J)		<0.001	
3/19/2020	<0.001		<0.001		0.00036 (J)
9/9/2020	<0.001	<0.001			
9/10/2020			<0.001	<0.001	<0.001
4/1/2021		<0.001			
4/2/2021					<0.001
4/5/2021	0.00032 (J)		<0.001		
4/6/2021				<0.001	
8/11/2021	<0.001		<0.001		
8/12/2021		<0.001		<0.001	<0.001
2/15/2022		<0.001		<0.001	<0.001
2/16/2022	<0.001		<0.001		
8/25/2022	<0.001		<0.001	<0.001	<0.001
8/26/2022		<0.001			
2/27/2023		<0.001			<0.001
2/28/2023	<0.001		<0.001	<0.001	

Time Series

Constituent: Thallium, Total (mg/L) Analysis Run 5/23/2023 4:58 PM
 Plant Scherer Client: Southern Company Data: Scherer Cell 1-CCR

	GWC-5	GWC-6	GWC-7	GWC-8A	GWC-9
5/10/2010			<0.001	<0.001	<0.001
5/11/2010	<0.001	<0.001			
6/16/2010					<0.001
6/18/2010	<0.001	<0.001	<0.001		
6/19/2010				<0.001	
7/27/2010	<0.001	<0.001			<0.001
7/28/2010			<0.001	<0.001	
9/8/2010				<0.001	<0.001
9/9/2010	<0.001	<0.001	<0.001		
4/29/2011	<0.001				<0.001
4/30/2011		<0.001	<0.001	<0.001	
10/27/2011				<0.001	<0.001
10/28/2011	<0.001				
10/29/2011		<0.001	0.00027		
5/3/2012					<0.001
5/4/2012	<0.001	<0.001	<0.001	<0.001	
11/10/2012	<0.001	<0.001	<0.001		
11/11/2012				<0.001	<0.001
5/9/2013	<0.001	<0.001	<0.001		<0.001
5/10/2013				<0.001	
11/6/2013	<0.001				<0.001
11/7/2013		<0.001	0.00026	<0.001	
5/21/2014		<0.001	<0.001	<0.001	<0.001
5/22/2014	<0.001				
11/9/2014	<0.001	<0.001			
11/12/2014			<0.001		<0.001
11/13/2014				<0.001	
5/23/2015				<0.001	<0.001
5/24/2015	<0.001	<0.001	<0.001		
11/11/2015	<0.001	<0.001	<0.001	<0.001	
11/12/2015					<0.001
4/12/2016		<0.001			
4/13/2016			<0.001 (D)		<0.001 (D)
4/19/2016	<0.001			<0.001	
6/20/2016		<0.001	<0.001		
6/22/2016	<0.001				<0.001
8/12/2016		<0.001			
8/15/2016			<0.001		<0.001
8/16/2016	<0.001				
10/6/2016	<0.001	<0.001	<0.001		<0.001
10/10/2016				<0.001	
11/30/2016		<0.001			
12/1/2016	<0.001		<0.001	<0.001	<0.001
2/8/2017					<0.001
2/9/2017	<0.001	<0.001	<0.001	<0.001	
4/6/2017	<0.001	<0.001			<0.001
4/7/2017			<0.001	<0.001	
6/21/2017	<0.001	<0.001		<0.001	<0.001
6/22/2017			<0.001		
8/15/2017				<0.001	
9/1/2017				<0.001	
10/5/2017	<0.001				<0.001

Time Series

Constituent: Thallium, Total (mg/L) Analysis Run 5/23/2023 4:58 PM
Plant Scherer Client: Southern Company Data: Scherer Cell 1-CCR

	GWC-5	GWC-6	GWC-7	GWC-8A	GWC-9
10/6/2017		<0.001	<0.001		
10/9/2017				<0.001	
3/21/2018		<0.001			<0.001
3/22/2018	<0.001		<0.001	<0.001	
10/2/2018					<0.001
10/3/2018	<0.001	<0.001			
10/4/2018			<0.001	<0.001	
3/26/2019		<0.001			
3/27/2019	<0.001		<0.001	<0.001	<0.001
9/11/2019	<0.001	<0.001	<0.001	<0.001	<0.001
3/18/2020	<0.001	<0.001		<0.001	<0.001
3/19/2020			<0.001		
9/9/2020	<0.001			<0.001	<0.001
9/10/2020		<0.001	0.00019 (J)		
4/1/2021	<0.001		<0.001		<0.001
4/5/2021		0.0003 (J)		0.00081 (J)	
8/11/2021		0.0002 (J)	0.00043 (J)		
8/12/2021	0.00037 (J)			0.00043 (J)	0.00016 (J)
2/15/2022	<0.001	<0.001	<0.001	<0.001	<0.001
8/25/2022	<0.001	<0.001	<0.001	<0.001	<0.001
2/27/2023		<0.001	<0.001	<0.001	<0.001
2/28/2023	<0.001				

Time Series

Constituent: Total Dissolved Solids (mg/L) Analysis Run 5/23/2023 4:58 PM

Plant Scherer Client: Southern Company Data: Scherer Cell 1-CCR

	GWA-15 (bg)	GWA-16 (bg)	GWA-17 (bg)	GWC-1	GWC-10
4/6/2016	38	84	61		
4/12/2016				147	
4/13/2016					103 (D)
6/15/2016	<10	139	113		
6/16/2016				150	
6/21/2016					214 (O)
8/10/2016	56	80	74		
8/11/2016				110	
8/15/2016					130
10/4/2016	48	62		140	
10/5/2016			44		84
11/29/2016		110	58		
11/30/2016	46			130	
12/1/2016					130
2/7/2017	18	70	4 (J)	130	
2/8/2017					130
4/4/2017	32	120	78		
4/5/2017				130	
4/6/2017					130
6/20/2017	38	76	50	120	
6/21/2017					120
10/4/2017	42			130	
10/5/2017		110	64		140
3/20/2018	20 (JX)	110	90	110	
3/21/2018					120
10/2/2018	48	110	90	140	150
3/26/2019	45	100	82	150	
3/27/2019					140
9/10/2019	42	75	51	130	
9/11/2019					110
3/18/2020	43	93	75	130	140
9/9/2020	<10	66	64	120	160
4/1/2021	55	100	68	120	140
8/11/2021	55	100	94		
8/17/2021					160
8/18/2021				150	
2/15/2022	42	99	79	120	150
8/24/2022			110	160	
8/25/2022	86	130			170
2/21/2023					150
2/27/2023				160	
2/28/2023	50	110	94		

Time Series

Constituent: Total Dissolved Solids (mg/L) Analysis Run 5/23/2023 4:58 PM

Plant Scherer Client: Southern Company Data: Scherer Cell 1-CCR

	GWC-11	GWC-12	GWC-13	GWC-14	GWC-18
4/11/2016					89
4/13/2016	99 (D)	<5 (D)	60 (D)	56 (D)	
6/16/2016					88
6/21/2016	293 (o)	110	195 (O)	68	
8/11/2016					52
8/15/2016	90	<5	42	46	
10/4/2016				60	
10/5/2016	70	<5			76
10/7/2016			24		
11/29/2016					72
12/1/2016	120	16	68	70	
2/7/2017				40	
2/8/2017	86	12			74
2/9/2017			56		
4/5/2017		18			
4/6/2017	130		68	74	84
6/20/2017	86	<5		34	
6/21/2017					88
6/22/2017			56		
10/5/2017	94	28		98	110
10/6/2017			90		
3/20/2018				42	92
3/21/2018	100	28 (JX)			
3/22/2018			76		
10/2/2018	120	38		40	100
10/3/2018			22		
3/26/2019		29	59	60	94
3/27/2019	100				
9/11/2019	94	14	33	26	77
3/18/2020	100	26	100	57	92
9/9/2020				54	77
9/10/2020	95	13	60		
4/1/2021	90	17		43	62
4/6/2021			55		
8/11/2021	120	18	75	71	98
2/16/2022	79	16	55	46	70
8/25/2022	130				130
8/26/2022		29	84	91	
2/27/2023	120	39	87	70	
2/28/2023					100

Time Series

Constituent: Total Dissolved Solids (mg/L) Analysis Run 5/23/2023 4:58 PM

Plant Scherer Client: Southern Company Data: Scherer Cell 1-CCR

	GWC-19	GWC-2	GWC-20	GWC-3	GWC-4
4/11/2016	99				
4/12/2016		93	104	92 (D)	80
6/16/2016	102	130	111		
6/20/2016				78	111
8/11/2016	38	92	70		
8/16/2016				76	100
10/4/2016		120			
10/5/2016	26		92	64	
10/6/2016					110
11/29/2016	82				
11/30/2016		130	92	82	110
2/7/2017		36			
2/8/2017	78		98	92	120
4/5/2017	100				
4/6/2017		150	92	88	130
6/20/2017		92			
6/21/2017	100		100	88	
6/22/2017					110
10/4/2017		120			
10/5/2017	100		130	86	
10/6/2017					120
3/20/2018	100	120			
3/21/2018			100	98	160
10/2/2018	130	140			
10/3/2018			130	60	120
3/26/2019	100	130	110	86	130
9/10/2019		140		66	93
9/12/2019	70		84		
3/18/2020		140		72	
3/19/2020	110		120		130
9/9/2020	120	110			
9/10/2020			110	59	130
4/1/2021		120			
4/2/2021					150
4/6/2021				81	
6/1/2021	130		120		
8/11/2021	120		110		
8/12/2021		130		89	130
2/15/2022		120		53	140
2/16/2022	110		110		
8/25/2022	150		140	110	170
8/26/2022		180			
2/27/2023		140			240
2/28/2023	130		120	72	
5/2/2023					290

Time Series

Constituent: Total Dissolved Solids (mg/L) Analysis Run 5/23/2023 4:58 PM

Plant Scherer Client: Southern Company Data: Scherer Cell 1-CCR

	GWC-5	GWC-6	GWC-7	GWC-8A	GWC-9
4/12/2016		138			
4/13/2016			130 (D)		135 (D)
4/19/2016	1290			179	
6/20/2016		154	116		
6/22/2016	1060				199
8/15/2016			92		120
8/16/2016	880	140			
10/6/2016	820	150	110		140
10/10/2016				110 (O)	
11/30/2016		160			
12/1/2016	900		140	170	160
2/8/2017					130
2/9/2017	940	160	120	180	
4/6/2017	1100	140			140
4/7/2017			120	200	
6/21/2017	1200	150		190	150
6/22/2017			100		
8/15/2017				190	
9/1/2017				160	
10/5/2017	950				170
10/6/2017		160	140		
3/21/2018		170			160
3/22/2018	1000		130	220	
10/2/2018					34
10/3/2018	620	120			
10/4/2018			110		
10/17/2018				170	
3/26/2019		130			
3/27/2019	580		120	300	140
9/11/2019	310	120	100	210	130
3/18/2020	430	140		300	130
3/19/2020			98		
9/9/2020	270			360	150
9/10/2020		140	120		
4/1/2021	260		110		120
6/1/2021				340	
6/2/2021		140			
8/11/2021		160	130		
8/12/2021	370			240	150
2/15/2022	290	140	140	330	140
8/25/2022	290	170	150	270	180
2/27/2023		150	140	340	170
2/28/2023	240				

Time Series

Constituent: Vanadium (mg/L) Analysis Run 5/23/2023 4:58 PM
 Plant Scherer Client: Southern Company Data: Scherer Cell 1-CCR

	GWA-15 (bg)	GWA-16 (bg)	GWA-17 (bg)	GWC-1	GWC-10
5/8/2010			0.0024 (J)		
5/9/2010	<0.001	0.0049 (J)			
5/10/2010					0.011
5/11/2010				0.012	
6/16/2010		0.0054 (J)	0.002 (J)		0.01
6/17/2010				0.0082 (J)	
6/18/2010	<0.001				
7/26/2010			<0.01		
7/27/2010		0.0055 (J)		0.0096 (J)	
7/28/2010	<0.001				0.011
9/7/2010		0.005 (J)	0.0026 (J)		
9/8/2010					0.011
9/9/2010	<0.001			0.0098 (J)	
4/28/2011				0.0085 (J)	
4/29/2011		0.005 (J)	0.0036 (J)		0.01
4/30/2011	<0.001				
10/27/2011					0.014
10/28/2011	<0.001	0.0081 (J)	<0.01		
10/29/2011				0.011	
5/2/2012	<0.001	0.0059 (J)	0.003 (J)		
5/3/2012				0.013	
5/4/2012					0.0096 (J)
11/9/2012	<0.001	0.0062 (J)	0.0081 (J)	0.013	
11/11/2012					0.011
5/8/2013	<0.001	0.0079 (J)	<0.01		
5/9/2013				0.012	0.011
11/5/2013	<0.001			0.015	0.013
11/6/2013		0.0068 (J)	0.0032 (J)		
5/20/2014	<0.001	0.0074 (J)	0.0036 (J)		
5/21/2014					0.012
5/23/2014				0.015	
11/8/2014		0.0097 (J)	0.0065 (J)		
11/12/2014	0.0035 (J)				0.016
11/13/2014				0.02	
5/22/2015	<0.001	0.0085 (J)	<0.01		
5/23/2015				0.018	0.011
11/9/2015		<0.01	0.0047 (J)		
11/11/2015	<0.001			0.018	
11/12/2015					0.0053 (J)
4/6/2016	<0.001	0.00726 (J)	0.00424 (J)		
4/12/2016				0.0173	
4/13/2016					0.0124 (D)
10/4/2016	0.0031	0.013		0.021	
10/5/2016			0.0049		0.013
4/4/2017	<0.001	0.0046	0.0048		
4/5/2017				0.017	
4/6/2017					0.013
10/4/2017	0.0021 (J)			0.02	
10/5/2017		0.0071	0.0024 (J)		0.015
3/20/2018	<0.001 (D)	0.0067	0.0041	0.016	
3/21/2018					0.012
10/2/2018	<0.001	0.0069	0.004	0.017	0.012

Time Series

Constituent: Vanadium (mg/L) Analysis Run 5/23/2023 4:58 PM
Plant Scherer Client: Southern Company Data: Scherer Cell 1-CCR

	GWA-15 (bg)	GWA-16 (bg)	GWA-17 (bg)	GWC-1	GWC-10
3/26/2019	<0.001	0.007	0.0051	0.017	
3/27/2019					0.012
9/10/2019	0.0022	0.01	0.0091	0.02	
9/11/2019					0.017
3/18/2020	0.0011	0.0078	0.0051	0.02	0.013
9/9/2020	<0.001	0.0072	0.0053	0.018	0.012
4/1/2021	<0.001	0.0078	0.005	0.019	0.013
8/11/2021	<0.001	0.0082	0.0055		
8/18/2021				0.018	
10/18/2021					0.013
2/15/2022	<0.001	0.0077	0.0052	0.018	0.012
8/24/2022			0.0051	0.017	
8/25/2022	<0.001	0.0079			0.011
2/21/2023					0.012
2/27/2023				0.019	
2/28/2023	0.0011	0.0087	0.0057		

Time Series

Constituent: Vanadium (mg/L) Analysis Run 5/23/2023 4:58 PM
 Plant Scherer Client: Southern Company Data: Scherer Cell 1-CCR

	GWC-11	GWC-12	GWC-13	GWC-14	GWC-18
5/9/2010		<0.001	<0.0014	<0.001	
5/10/2010	0.009 (J)				0.0052 (J)
6/16/2010	0.0089 (J)				0.0059 (J)
6/18/2010		<0.001	<0.0014	<0.001	
7/26/2010					0.0052 (J)
7/27/2010	0.0089 (J)	<0.001			
7/28/2010				<0.001	
7/29/2010			<0.0014		
9/7/2010					0.0056 (J)
9/8/2010	0.009 (J)	<0.001			
9/9/2010			<0.0014	<0.001	
4/26/2011			<0.0014		
4/29/2011	0.0082 (J)	<0.001			0.005 (J)
4/30/2011				<0.001	
10/27/2011	0.009 (J)				
10/28/2011		<0.001	<0.0014	<0.001	0.0048 (J)
5/2/2012					0.0057 (J)
5/3/2012		<0.001		<0.001	
5/4/2012	0.0091 (J)		<0.0014		
11/9/2012					0.0057 (J)
11/10/2012	0.0096 (J)	<0.001		<0.001	
11/11/2012			<0.0014		
5/8/2013			0.0039 (J)	<0.001	0.0069 (J)
5/9/2013	0.01	<0.001			
11/5/2013				<0.001	
11/6/2013	0.01	<0.001			0.0052 (J)
11/7/2013			<0.0014		
5/20/2014	0.011	<0.001	<0.0014	<0.001	
5/23/2014					0.0081 (J)
11/8/2014					0.01
11/12/2014	0.012	0.0032 (J)	0.004 (J)	<0.001	
5/22/2015					0.0052 (J)
5/23/2015		<0.001			
5/24/2015	0.012		<0.0014	<0.001	
11/10/2015					<0.01
11/11/2015				<0.001	
11/12/2015	<0.01	<0.001	<0.0014		
4/11/2016					0.00604 (J)
4/13/2016	0.00976 (JD)	<0.001 (D)	<0.0014 (D)	<0.001 (D)	
10/4/2016				0.0026	
10/5/2016	0.013	<0.001			0.0075
10/7/2016			<0.0014		
4/5/2017		<0.001			
4/6/2017	0.011		<0.0014	<0.001	0.0065
10/5/2017	0.013	0.0022 (J)		0.0024 (J)	0.0052
10/6/2017			0.0032		
3/20/2018				<0.001	0.0064
3/21/2018	0.0098	<0.0014 (JX)			
3/22/2018			<0.0014		
10/2/2018	0.01	<0.001		<0.001	0.0064
10/3/2018			<0.0014		
3/26/2019		0.0029	0.0041	0.0034	0.0094

Time Series

Constituent: Vanadium (mg/L) Analysis Run 5/23/2023 4:58 PM
Plant Scherer Client: Southern Company Data: Scherer Cell 1-CCR

	GWC-11	GWC-12	GWC-13	GWC-14	GWC-18
3/27/2019	0.012				
9/11/2019	0.015	0.0052	0.0062	0.0062	0.011
3/18/2020	0.011	<0.001	0.001	<0.001	0.0075
9/9/2020				<0.001	0.007
9/10/2020	0.01	<0.001	0.0011		
4/1/2021	0.011	<0.001		0.0013	0.0081
4/6/2021			0.0028		
8/11/2021	0.011	<0.001	0.0013	0.0012	0.008
2/16/2022	0.0099	<0.001	0.0011	0.00091 (J)	0.0066
8/25/2022	0.0099				0.007
8/26/2022		<0.001	0.0016	0.0017	
2/27/2023	0.012	0.0014	0.0021	0.002	
2/28/2023					0.0072

Time Series

Constituent: Vanadium (mg/L) Analysis Run 5/23/2023 4:58 PM
 Plant Scherer Client: Southern Company Data: Scherer Cell 1-CCR

	GWC-19	GWC-2	GWC-20	GWC-3	GWC-4
5/11/2010	0.0064 (J)	0.0078 (J)	0.014	0.0046 (J)	0.0068 (J)
6/16/2010	0.0061 (J)				
6/17/2010			0.014	0.0046 (J)	0.0079 (J)
6/19/2010		<0.01			
7/27/2010	0.006 (J)	0.0096 (J)	0.016		
7/28/2010				0.019 (O)	0.0077 (J)
9/7/2010	0.0066 (J)		0.017	0.0072 (J)	
9/8/2010					0.0077 (J)
9/9/2010		0.0095 (J)			
4/28/2011		0.01			0.0099 (J)
4/29/2011	0.0066 (J)		0.015	0.0052 (J)	
10/28/2011	0.0057 (J)	0.014	0.016	0.0059 (J)	
10/29/2011					0.006 (J)
5/2/2012	0.006 (J)				
5/3/2012		0.013	0.016	0.0049 (J)	0.0084 (J)
11/9/2012	0.0073 (J)	0.012		0.007 (J)	
11/10/2012			0.018		0.0061 (J)
5/9/2013	0.0069 (J)	0.012	0.019		
5/10/2013				0.0094 (J)	0.009 (J)
11/5/2013		0.014			
11/6/2013	0.0077 (J)		0.019	0.0059 (J)	0.0089 (J)
5/22/2014	0.0075 (J)	0.013	0.018	0.0057 (J)	0.0084 (J)
11/8/2014	0.0081 (J)				
11/9/2014			0.02	0.0069 (J)	0.0076 (J)
11/13/2014		0.016			
5/22/2015				0.006 (J)	0.011
5/23/2015	0.01				
5/24/2015		0.014	0.016		
11/10/2015	0.0033 (J)		0.01	0.011	
11/11/2015		0.014			0.0034 (J)
4/11/2016	0.00756 (J)				
4/12/2016		0.0155	0.019	0.00503 (JD)	0.00654 (J)
10/4/2016		0.017			
10/5/2016	0.0084		<0.016	<0.0072	
10/6/2016					<0.0086
4/5/2017	0.0086				
4/6/2017		0.015	0.02	0.0056	0.0073
10/4/2017		0.015			
10/5/2017	0.0062		0.02	0.0061	
10/6/2017					0.0087
3/20/2018	0.0072	0.014			
3/21/2018			0.021	0.0097	0.0058
10/2/2018	0.0073	0.015			
10/3/2018			0.017	0.0053	0.006
3/26/2019	0.0094	0.016	0.018	0.0076	0.011
9/10/2019		0.018		0.0078	0.0086
9/12/2019	0.0083		0.02		
3/18/2020		0.016		0.0051	
3/19/2020	0.008		0.019		0.0065
9/9/2020	0.0071	0.014			
9/10/2020			0.018	0.0061	0.0068
4/1/2021		0.014			

Time Series

Constituent: Vanadium (mg/L) Analysis Run 5/23/2023 4:58 PM
Plant Scherer Client: Southern Company Data: Scherer Cell 1-CCR

	GWC-19	GWC-2	GWC-20	GWC-3	GWC-4
4/2/2021					0.0081
4/5/2021	0.0068		0.017		
4/6/2021				0.0075	
8/11/2021	0.0076		0.019		
8/12/2021		0.016		0.0087	0.007
2/15/2022		0.016		0.0064	0.0059
2/16/2022	0.0068		0.018		
8/25/2022	0.0068		0.018	0.0072	0.0059
8/26/2022		0.015			
2/27/2023		0.016			0.0056
2/28/2023	0.0078		0.019	0.0066	

Time Series

Constituent: Vanadium (mg/L) Analysis Run 5/23/2023 4:58 PM
 Plant Scherer Client: Southern Company Data: Scherer Cell 1-CCR

	GWC-5	GWC-6	GWC-7	GWC-8A	GWC-9
5/10/2010			0.011	0.013	0.0097 (J)
5/11/2010	0.0038 (J)	0.0055			
6/16/2010					0.01
6/18/2010	0.0044 (J)	0.0071 (J)	0.017		
6/19/2010				0.0075 (J)	
7/27/2010	0.0054 (J)	0.0085 (J)			0.012
7/28/2010			0.012	0.01	
9/8/2010				0.038	0.013
9/9/2010	0.0053 (J)	0.0088 (J)	0.013		
4/29/2011	0.0039 (J)				0.0097 (J)
4/30/2011		0.0094 (J)	0.012	0.053 (O)	
10/27/2011				0.016	0.015
10/28/2011	<0.0025				
10/29/2011		0.009 (J)	0.013		
5/3/2012					0.017
5/4/2012	<0.0025	0.0084 (J)	0.012	0.018	
11/10/2012	0.0035 (J)	0.0089 (J)	0.012		
11/11/2012				0.025	0.017
5/9/2013	0.004 (J)	0.0071 (J)	0.013		0.014
5/10/2013				0.09 (O)	
11/6/2013	0.0034 (J)				0.019
11/7/2013		0.0094 (J)	0.014	0.02	
5/21/2014		0.0082 (J)	0.013	0.016	0.016
5/22/2014	0.0047 (J)				
11/9/2014	0.0067 (J)	0.013			
11/12/2014			0.015		0.022
11/13/2014				0.065 (O)	
5/23/2015				0.032	0.016
5/24/2015	0.0033 (J)	0.009 (J)	0.015		
11/11/2015	<0.0025	0.0052	0.0055 (J)	0.033	
11/12/2015					0.015
4/12/2016		0.00896 (J)			
4/13/2016			0.0127 (D)		0.0144 (D)
4/19/2016	<0.0025			0.0233	
10/6/2016	<0.0025	<0.009	<0.012		<0.02
10/10/2016				0.019 (D)	
4/6/2017	0.0018 (J)	0.0089			0.016
4/7/2017			0.013	0.0044	
10/5/2017	<0.0025				0.024
10/6/2017		0.011	0.015		
10/9/2017				0.0047	
3/21/2018		0.0077			0.018
3/22/2018	0.0018 (J)		0.012	0.0043	
10/2/2018					0.021
10/3/2018	0.0018 (J)	0.0081			
10/4/2018			0.012	<0.001	
3/26/2019		0.012			
3/27/2019	0.002 (J)		0.013	0.003	0.019
9/11/2019	0.0047	0.012	0.015	0.0042	0.025
3/18/2020	0.002	0.0099		0.0031	0.012
3/19/2020			0.014		
9/9/2020	0.002			<0.001	0.022

Time Series

Constituent: Vanadium (mg/L) Analysis Run 5/23/2023 4:58 PM
Plant Scherer Client: Southern Company Data: Scherer Cell 1-CCR

	GWC-5	GWC-6	GWC-7	GWC-8A	GWC-9
9/10/2020		0.0094	0.014		
4/1/2021	0.0027		0.014		0.0095
4/5/2021		0.0091		0.0023	
8/11/2021		0.0099	0.013		
8/12/2021	0.0021			<0.001	0.02
2/15/2022	0.0026	0.0094	0.013	0.00079 (J)	0.017
8/25/2022	0.0026	0.011	0.014	0.0023	0.025
2/27/2023		0.0097	0.014	0.0019	0.018
2/28/2023	0.003				

Time Series

Constituent: Zinc (mg/L) Analysis Run 5/23/2023 4:58 PM

Plant Scherer Client: Southern Company Data: Scherer Cell 1-CCR

	GWA-15 (bg)	GWA-16 (bg)	GWA-17 (bg)	GWC-1	GWC-10
5/8/2010			<0.015		
5/9/2010	<0.015	<0.015			
5/10/2010					<0.015
5/11/2010				<0.015	
6/16/2010		<0.015	<0.015		<0.015
6/17/2010				<0.015	
6/18/2010	<0.015				
7/26/2010			<0.015		
7/27/2010		<0.015		<0.015	
7/28/2010	<0.015				<0.015
9/7/2010		<0.015	<0.015		
9/8/2010					<0.015
9/9/2010	<0.015			<0.015	
4/28/2011				<0.015	
4/29/2011		<0.015	<0.015		<0.015
4/30/2011	<0.015				
10/27/2011					<0.015
10/28/2011	<0.015	<0.015	<0.015		
10/29/2011				<0.015	
5/2/2012	<0.015	<0.015	<0.015		
5/3/2012				<0.015	
5/4/2012					<0.015
11/9/2012	<0.015	<0.015	<0.015	<0.015	
11/11/2012					<0.015
5/8/2013	<0.015	<0.015	<0.015		
5/9/2013				<0.015	<0.015
11/5/2013	<0.015			<0.015	<0.015
11/6/2013		<0.015	<0.015		
5/20/2014	<0.015	<0.015	<0.015		
5/21/2014					<0.015
5/23/2014				<0.015	
11/8/2014		<0.015	<0.015		
11/12/2014	<0.015				<0.015
11/13/2014				<0.015	
5/22/2015	<0.015	<0.015	<0.015		
5/23/2015				<0.015	<0.015
11/9/2015		<0.015	<0.015		
11/11/2015	<0.015			<0.015	
11/12/2015					<0.015
4/6/2016	<0.015	<0.015	0.00274 (J)		
4/12/2016				<0.015	
4/13/2016					<0.015 (D)
10/4/2016	<0.015	<0.015		<0.015	
10/5/2016			0.0073 (J)		<0.015
4/4/2017	<0.015	<0.015	<0.015		
4/5/2017				<0.015	
4/6/2017					<0.015
10/4/2017	<0.015			<0.015	
10/5/2017		<0.015	<0.015		<0.015
3/20/2018	<0.015 (D)	<0.015	<0.015	<0.015	
3/21/2018					<0.015
10/2/2018	<0.015	<0.015	<0.015	<0.015	<0.015

Time Series

Constituent: Zinc (mg/L) Analysis Run 5/23/2023 4:58 PM
Plant Scherer Client: Southern Company Data: Scherer Cell 1-CCR

	GWA-15 (bg)	GWA-16 (bg)	GWA-17 (bg)	GWC-1	GWC-10
3/26/2019	<0.015	<0.015	<0.015	<0.015	
3/27/2019					<0.015
9/10/2019	0.006	0.0047 (J)	0.0084	0.0038 (J)	
9/11/2019					0.004 (J)
3/18/2020	<0.015	<0.015	<0.015	<0.015	<0.015
9/9/2020	<0.015	<0.015	<0.015	<0.015	<0.015
4/1/2021	<0.015	<0.015	<0.015	<0.015	<0.015
8/11/2021	<0.015	<0.015	<0.015		
8/18/2021				<0.015	
10/18/2021					<0.015
2/15/2022	<0.015	<0.015	<0.015	<0.015	<0.015
8/24/2022			<0.015	0.0039 (J)	
8/25/2022	<0.015	<0.015			<0.015
2/21/2023					<0.015
2/27/2023				<0.015	
2/28/2023	<0.015	<0.015	<0.015		

Time Series

Constituent: Zinc (mg/L) Analysis Run 5/23/2023 4:58 PM
 Plant Scherer Client: Southern Company Data: Scherer Cell 1-CCR

	GWC-11	GWC-12	GWC-13	GWC-14	GWC-18
5/9/2010		<0.015	<0.015	<0.015	
5/10/2010	<0.015				<0.015
6/16/2010	<0.015				<0.015
6/18/2010		<0.015	<0.015	<0.015	
7/26/2010					<0.015
7/27/2010	<0.015	<0.015			
7/28/2010				<0.015	
7/29/2010			<0.015		
9/7/2010					<0.015
9/8/2010	<0.015	<0.015			
9/9/2010			<0.015	<0.015	
4/26/2011			<0.015		
4/29/2011	<0.015	<0.015			<0.015
4/30/2011				<0.015	
10/27/2011	<0.015				
10/28/2011		<0.015	<0.015	<0.015	<0.015
5/2/2012					<0.015
5/3/2012		<0.015		<0.015	
5/4/2012	<0.015		<0.015		
11/9/2012					<0.015
11/10/2012	<0.015	<0.015		<0.015	
11/11/2012			<0.015		
5/8/2013			<0.015	<0.015	<0.015
5/9/2013	<0.015	<0.015			
11/5/2013				<0.015	
11/6/2013	<0.015	<0.015			<0.015
11/7/2013			<0.015		
5/20/2014	<0.015	<0.015	<0.015	<0.015	
5/23/2014					<0.015
11/8/2014					<0.015
11/12/2014	<0.015	<0.015	<0.015	<0.015	
5/22/2015					<0.015
5/23/2015		<0.015			
5/24/2015	<0.015		<0.015	<0.015	
11/10/2015					<0.015
11/11/2015				<0.015	
11/12/2015	<0.015	<0.015	<0.015		
4/11/2016					<0.015
4/13/2016	0.00241 (JD)	0.00409 (JD)	0.00289 (JD)	<0.015 (D)	
10/4/2016				<0.015	
10/5/2016	<0.015	<0.015			<0.015
10/7/2016			<0.015		
4/5/2017		<0.015			
4/6/2017	<0.015		<0.015	<0.015	<0.015
10/5/2017	<0.015	<0.015		<0.015	<0.015
10/6/2017			0.0071 (J)		
3/20/2018				<0.015	<0.015
3/21/2018	0.007 (J)	<0.015 (D)			
3/22/2018			<0.015		
10/2/2018	0.022 (O)	<0.015		<0.015	<0.015
10/3/2018			<0.015		
3/26/2019		<0.015	<0.015	<0.015	<0.015

Time Series

Constituent: Zinc (mg/L) Analysis Run 5/23/2023 4:58 PM
Plant Scherer Client: Southern Company Data: Scherer Cell 1-CCR

	GWC-11	GWC-12	GWC-13	GWC-14	GWC-18
3/27/2019	<0.015				
9/11/2019	0.0072	0.0065	0.0085	0.0038 (J)	0.0077
3/18/2020	<0.015	0.005	0.0052	<0.015	<0.015
9/9/2020				<0.015	<0.015
9/10/2020	0.018	0.0037 (J)	0.0038 (J)		
4/1/2021	0.0034 (J)	<0.015		<0.015	<0.015
4/6/2021			0.004 (J)		
8/11/2021	<0.015	<0.015	<0.015	<0.015	<0.015
2/16/2022	0.0034 (J)	0.0032 (J)	0.004 (J)	<0.015	<0.015
8/25/2022	<0.015				<0.015
8/26/2022		<0.015	<0.015	<0.015	
2/27/2023	<0.015	<0.015	<0.015	<0.015	
2/28/2023					<0.015

Time Series

Constituent: Zinc (mg/L) Analysis Run 5/23/2023 4:58 PM
 Plant Scherer Client: Southern Company Data: Scherer Cell 1-CCR

	GWC-19	GWC-2	GWC-20	GWC-3	GWC-4
5/11/2010	<0.015	<0.015	<0.015	0.018 (O)	<0.015
6/16/2010	<0.015				
6/17/2010			<0.015	<0.015	<0.015
6/19/2010		<0.015			
7/27/2010	<0.015	<0.015	<0.015		
7/28/2010				0.016 (O)	<0.015
9/7/2010	<0.015		<0.015	<0.015	
9/8/2010					<0.015
9/9/2010		<0.015			
4/28/2011		<0.015			<0.015
4/29/2011	<0.015		<0.015	<0.015	
10/28/2011	<0.015	<0.015	<0.015	<0.015	
10/29/2011					<0.015
5/2/2012	<0.015				
5/3/2012		<0.015	<0.015	<0.015	<0.015
11/9/2012	<0.015	<0.015		<0.015	
11/10/2012			<0.015		<0.015
5/9/2013	<0.015	<0.015	<0.015		
5/10/2013				<0.015	<0.015
11/5/2013		<0.015			
11/6/2013	<0.015		<0.015	<0.015	<0.015
5/22/2014	<0.015	<0.015	<0.015	<0.015	<0.015
11/8/2014	<0.015				
11/9/2014			<0.015	<0.015	<0.015
11/13/2014		<0.015			
5/22/2015				<0.015	<0.015
5/23/2015	<0.015				
5/24/2015		<0.015	<0.015		
11/10/2015	<0.015	<0.015	<0.015	<0.015	
11/11/2015		<0.015			<0.015
4/11/2016	<0.015				
4/12/2016		<0.015	<0.015	<0.015 (D)	0.00203 (J)
10/4/2016		<0.015			
10/5/2016	0.0085 (O)		<0.015	0.01 (O)	
10/6/2016					<0.015
4/5/2017	<0.015				
4/6/2017		<0.015	<0.015	<0.015	<0.015
10/4/2017		<0.015			
10/5/2017	<0.015		<0.015	<0.015	
10/6/2017					<0.015
3/20/2018	<0.015	<0.015			
3/21/2018			<0.015	<0.015	<0.015
10/2/2018	<0.015	<0.015			
10/3/2018			<0.015	<0.015	<0.015
3/26/2019	<0.015	<0.015	<0.015	<0.015	<0.015
9/10/2019		0.004 (J)		0.0069	0.006
9/12/2019	0.0059		0.0065		
3/18/2020		<0.015		<0.015	
3/19/2020	<0.015		<0.015		<0.015
9/9/2020	<0.015	<0.015			
9/10/2020			<0.015	<0.015	<0.015
4/1/2021		0.01			

Time Series

Constituent: Zinc (mg/L) Analysis Run 5/23/2023 4:58 PM
Plant Scherer Client: Southern Company Data: Scherer Cell 1-CCR

	GWC-19	GWC-2	GWC-20	GWC-3	GWC-4
4/2/2021					<0.015
4/5/2021	<0.015		<0.015		
4/6/2021				<0.015	
8/11/2021	<0.015		<0.015		
8/12/2021		<0.015		0.0035 (J)	<0.015
2/15/2022		<0.015		<0.015	<0.015
2/16/2022	<0.015		<0.015		
8/25/2022	<0.015		0.0063	<0.015	<0.015
8/26/2022		<0.015			
2/27/2023		<0.015			<0.015
2/28/2023	<0.015		<0.015	<0.015	

Time Series

Constituent: Zinc (mg/L) Analysis Run 5/23/2023 4:58 PM
 Plant Scherer Client: Southern Company Data: Scherer Cell 1-CCR

	GWC-5	GWC-6	GWC-7	GWC-8A	GWC-9
5/10/2010			<0.015	<0.005	<0.015
5/11/2010	<0.015	<0.015			
6/16/2010					<0.015
6/18/2010	<0.015	<0.015	<0.015		
6/19/2010				0.0081 (J)	
7/27/2010	<0.015	<0.015			<0.015
7/28/2010			<0.015	0.017 (J)	
9/8/2010				0.085	<0.015
9/9/2010	<0.015	<0.015	<0.015		
4/29/2011	<0.015				<0.015
4/30/2011		<0.015	<0.015	0.13 (O)	
10/27/2011				0.03	<0.015
10/28/2011	<0.015				
10/29/2011		<0.015	<0.015		
5/3/2012					<0.015
5/4/2012	<0.015	<0.015	<0.015	0.029	
11/10/2012	<0.015	<0.015	<0.015		
11/11/2012				0.046	<0.015
5/9/2013	<0.015	<0.015	<0.015		<0.015
5/10/2013				0.23 (O)	
11/6/2013	<0.015				<0.015
11/7/2013		<0.015	<0.015	0.028	
5/21/2014		<0.015	<0.015	0.015 (J)	<0.015
5/22/2014	<0.015				
11/9/2014	<0.015	<0.015			
11/12/2014			<0.015		<0.015
11/13/2014				0.13 (O)	
5/23/2015				0.059	<0.015
5/24/2015	<0.015	<0.015	<0.015		
11/11/2015	0.0089 (J)	<0.015	<0.015	0.079	
11/12/2015					<0.015
4/12/2016		<0.015			
4/13/2016			<0.015 (D)		<0.015 (D)
4/19/2016	0.0133 (O)			0.0218	
10/6/2016	<0.015	<0.015	<0.015		<0.015
10/10/2016				0.013 (J)	
4/6/2017	0.0087 (J)	<0.015			<0.015
4/7/2017			<0.015	<0.005	
10/5/2017	0.0078 (J)				<0.015
10/6/2017		<0.015	<0.015		
10/9/2017				<0.005	
3/21/2018		<0.015			<0.015
3/22/2018	0.0086 (J)		<0.015	<0.005	
10/2/2018					<0.015
10/3/2018	<0.015	<0.015			
10/4/2018			<0.015	<0.005	
3/26/2019		<0.015			
3/27/2019	<0.015		<0.015	<0.005	<0.015
9/11/2019	0.0074	0.0062	0.0074	0.0052	0.0037 (J)
3/18/2020	0.0045 (J)	<0.015		<0.005	<0.015
3/19/2020			<0.015		
9/9/2020	<0.015			<0.005	<0.015

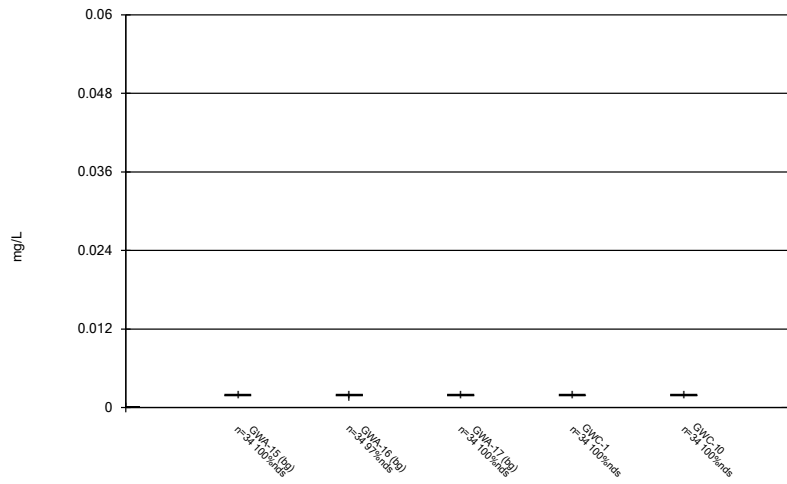
Time Series

Constituent: Zinc (mg/L) Analysis Run 5/23/2023 4:58 PM
Plant Scherer Client: Southern Company Data: Scherer Cell 1-CCR

	GWC-5	GWC-6	GWC-7	GWC-8A	GWC-9
9/10/2020		<0.015	<0.015		
4/1/2021	<0.015		<0.015		<0.015
4/5/2021		<0.015		<0.005	
8/11/2021		<0.015	<0.015		
8/12/2021	0.0034 (J)			<0.005	<0.015
2/15/2022	0.0034 (J)	<0.015	0.0037 (J)	<0.005	<0.015
8/25/2022	<0.015	<0.015	<0.015	<0.005	<0.015
2/27/2023		<0.015	<0.015	0.016	<0.015
2/28/2023	<0.015				

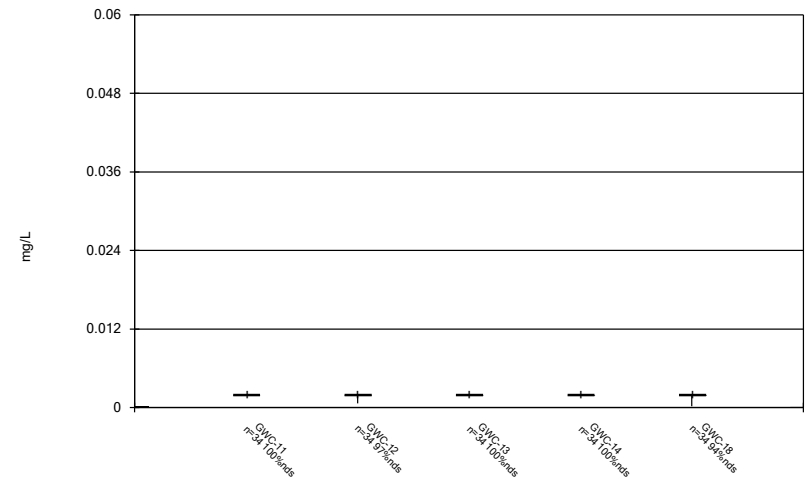
FIGURE B.

Box & Whiskers Plot



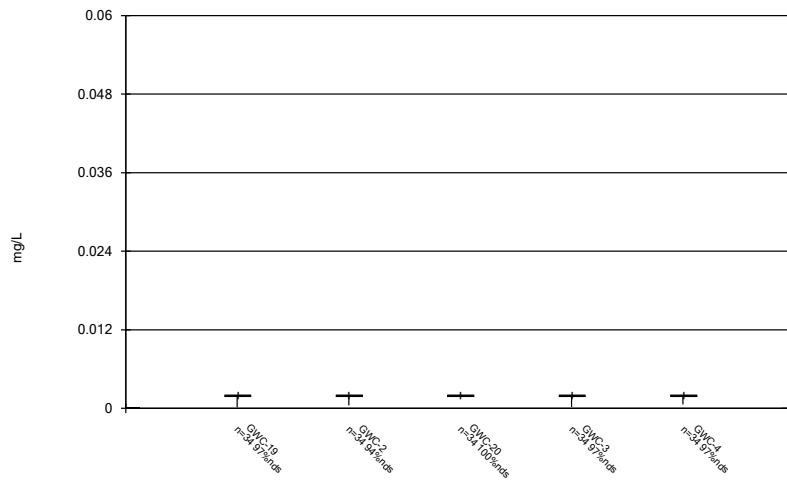
Constituent: Antimony, Total Analysis Run 5/23/2023 4:58 PM
Plant Scherer Client: Southern Company Data: Scherer Cell 1-CCR

Box & Whiskers Plot



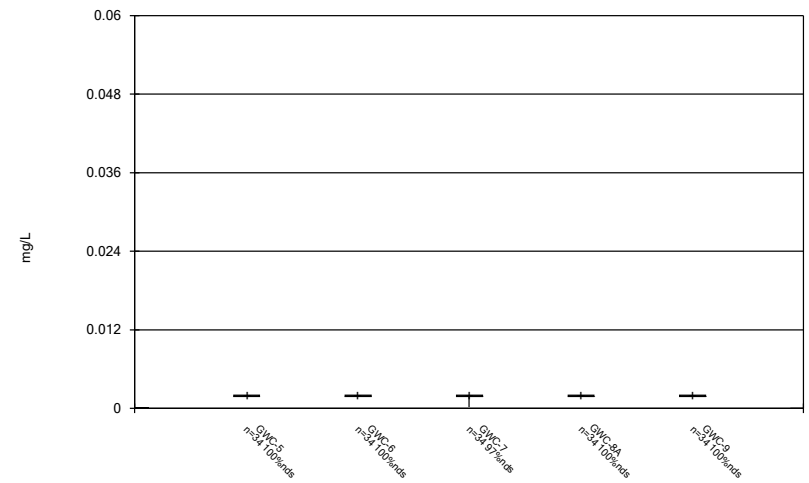
Constituent: Antimony, Total Analysis Run 5/23/2023 4:58 PM
Plant Scherer Client: Southern Company Data: Scherer Cell 1-CCR

Box & Whiskers Plot



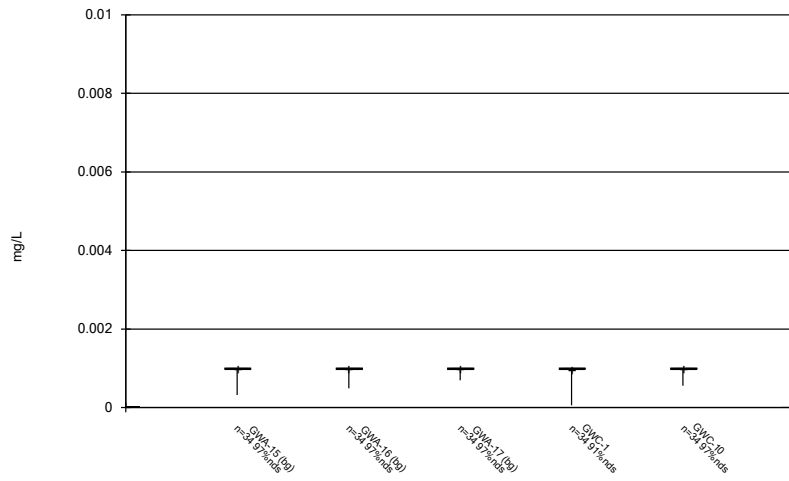
Constituent: Antimony, Total Analysis Run 5/23/2023 4:58 PM
Plant Scherer Client: Southern Company Data: Scherer Cell 1-CCR

Box & Whiskers Plot



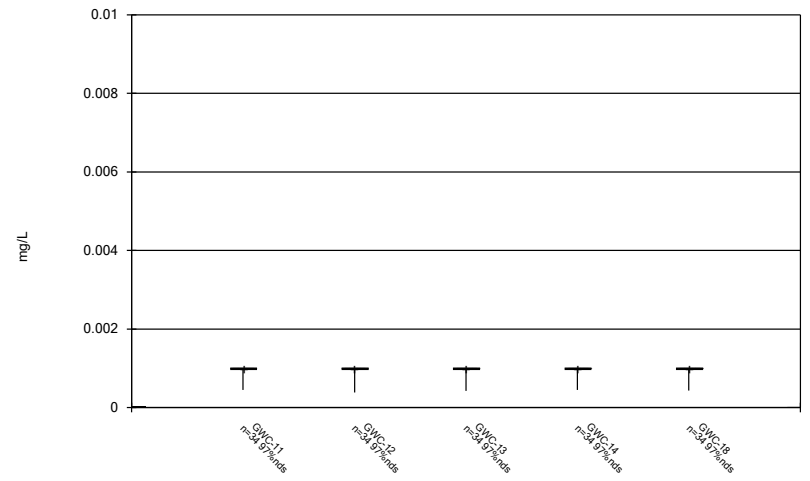
Constituent: Antimony, Total Analysis Run 5/23/2023 4:58 PM
Plant Scherer Client: Southern Company Data: Scherer Cell 1-CCR

Box & Whiskers Plot



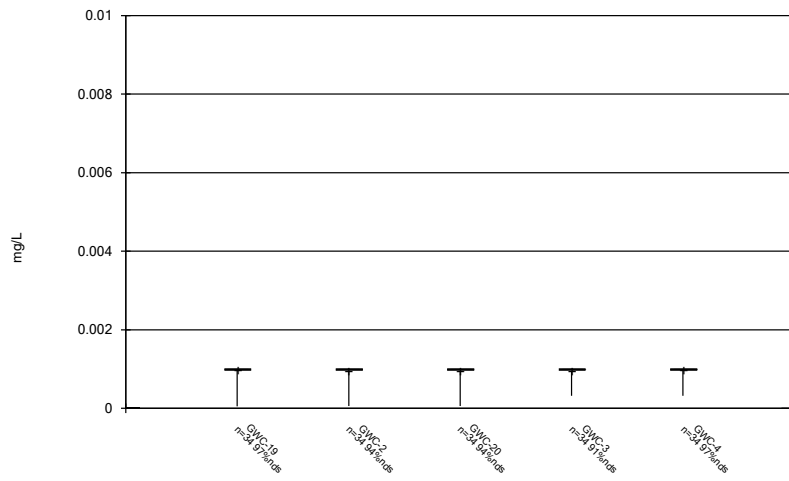
Constituent: Arsenic, Total Analysis Run 5/23/2023 4:58 PM
Plant Scherer Client: Southern Company Data: Scherer Cell 1-CCR

Box & Whiskers Plot



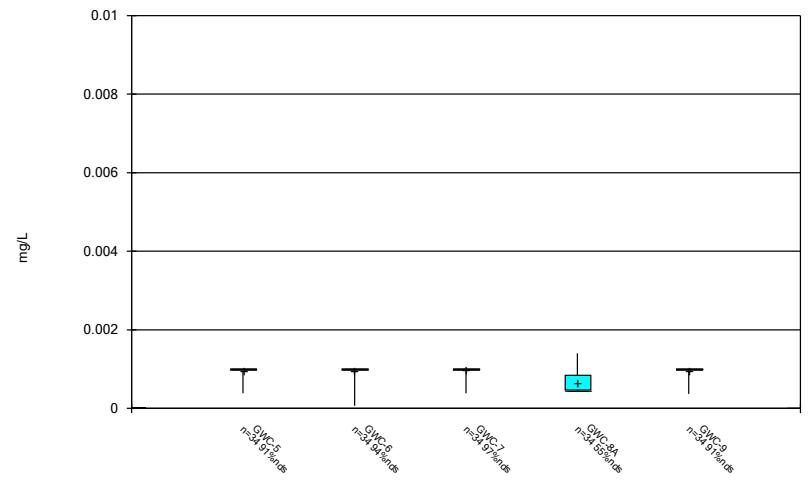
Constituent: Arsenic, Total Analysis Run 5/23/2023 4:58 PM
Plant Scherer Client: Southern Company Data: Scherer Cell 1-CCR

Box & Whiskers Plot



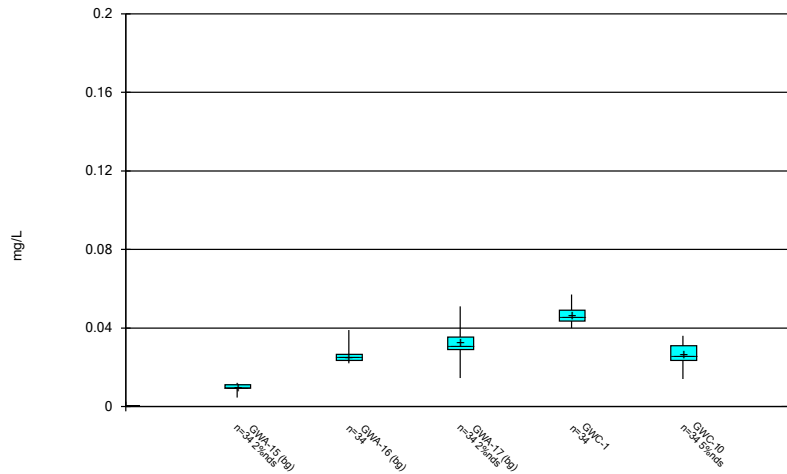
Constituent: Arsenic, Total Analysis Run 5/23/2023 4:58 PM
Plant Scherer Client: Southern Company Data: Scherer Cell 1-CCR

Box & Whiskers Plot



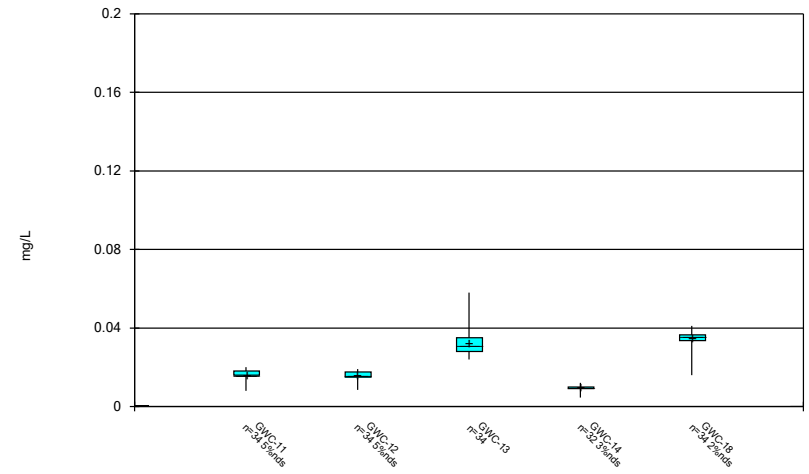
Constituent: Arsenic, Total Analysis Run 5/23/2023 4:58 PM
Plant Scherer Client: Southern Company Data: Scherer Cell 1-CCR

Box & Whiskers Plot



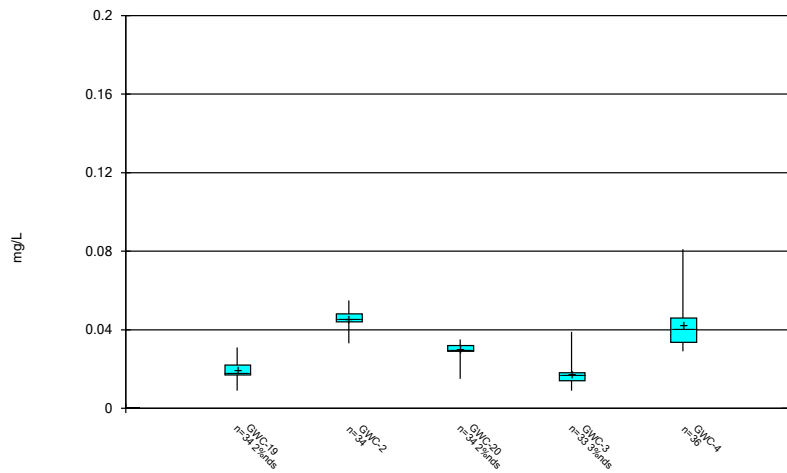
Constituent: Barium, Total Analysis Run 5/23/2023 4:58 PM
 Plant Scherer Client: Southern Company Data: Scherer Cell 1-CCR

Box & Whiskers Plot



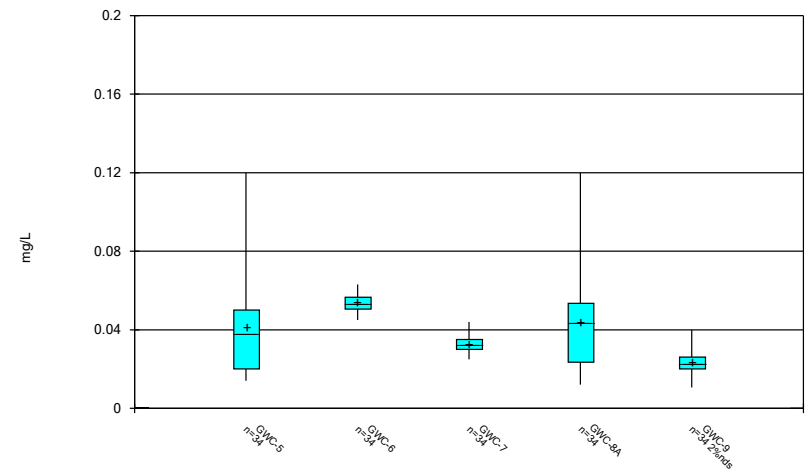
Constituent: Barium, Total Analysis Run 5/23/2023 4:58 PM
 Plant Scherer Client: Southern Company Data: Scherer Cell 1-CCR

Box & Whiskers Plot



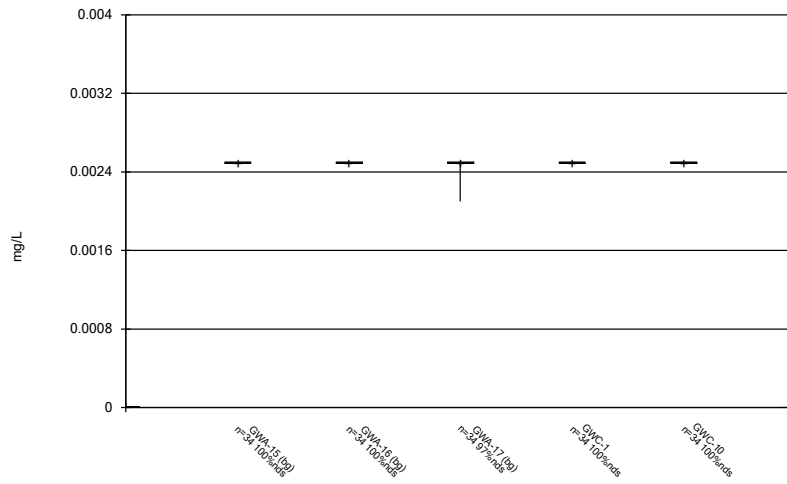
Constituent: Barium, Total Analysis Run 5/23/2023 4:58 PM
 Plant Scherer Client: Southern Company Data: Scherer Cell 1-CCR

Box & Whiskers Plot



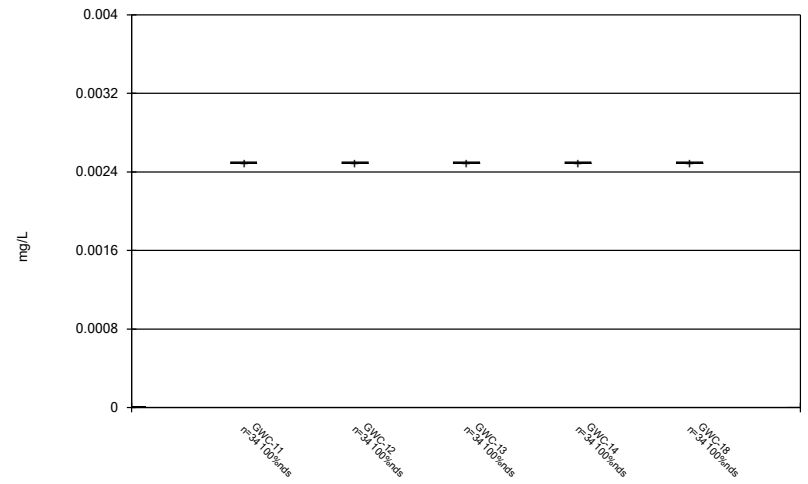
Constituent: Barium, Total Analysis Run 5/23/2023 4:58 PM
 Plant Scherer Client: Southern Company Data: Scherer Cell 1-CCR

Box & Whiskers Plot



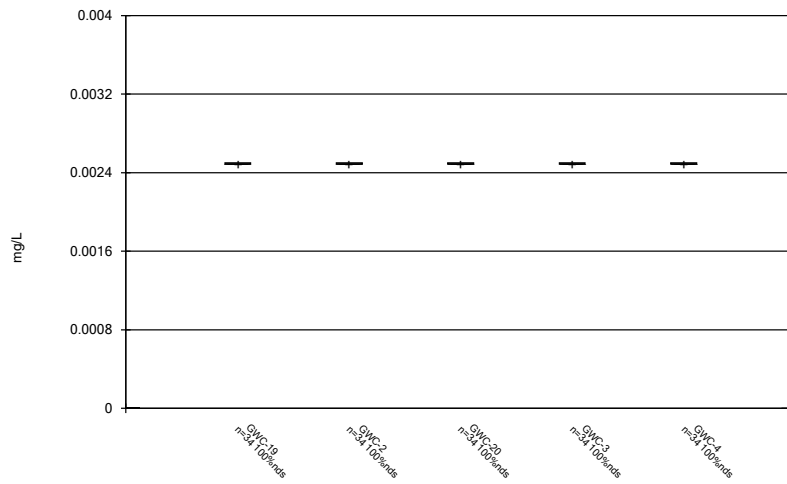
Constituent: Beryllium, Total Analysis Run 5/23/2023 4:58 PM
 Plant Scherer Client: Southern Company Data: Scherer Cell 1-CCR

Box & Whiskers Plot



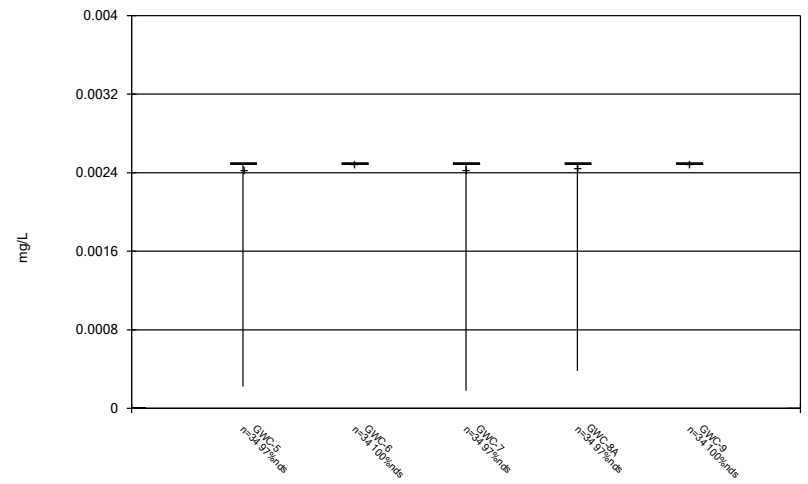
Constituent: Beryllium, Total Analysis Run 5/23/2023 4:58 PM
 Plant Scherer Client: Southern Company Data: Scherer Cell 1-CCR

Box & Whiskers Plot



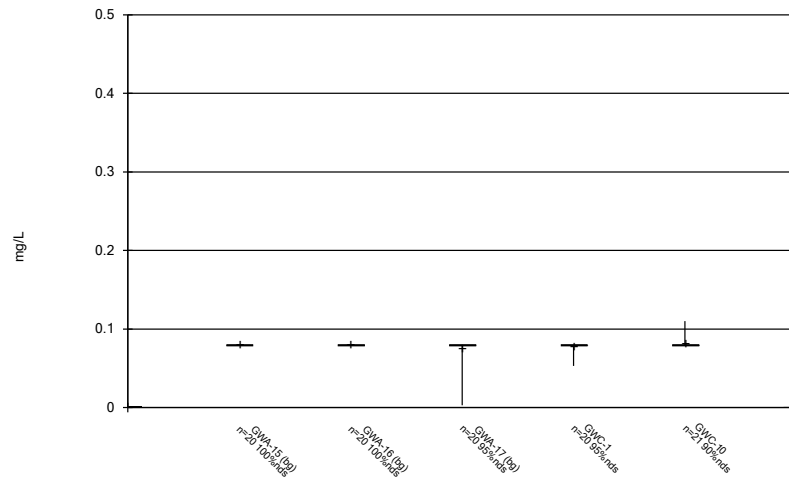
Constituent: Beryllium, Total Analysis Run 5/23/2023 4:59 PM
 Plant Scherer Client: Southern Company Data: Scherer Cell 1-CCR

Box & Whiskers Plot



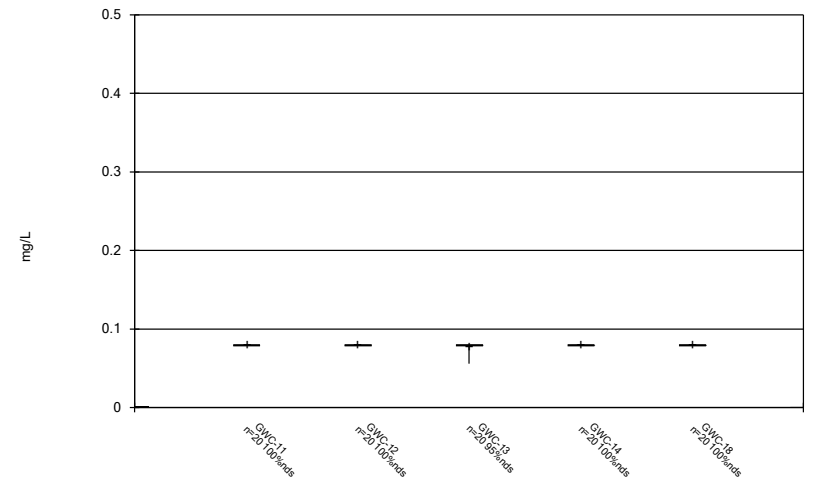
Constituent: Beryllium, Total Analysis Run 5/23/2023 4:59 PM
 Plant Scherer Client: Southern Company Data: Scherer Cell 1-CCR

Box & Whiskers Plot



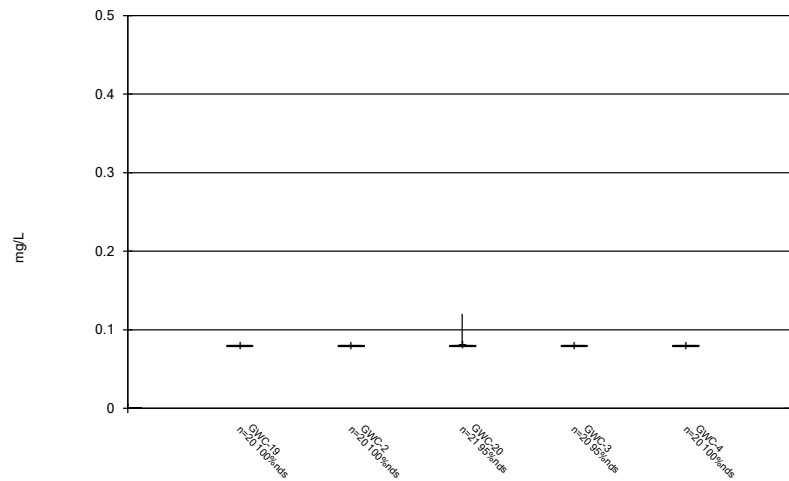
Constituent: Boron Analysis Run 5/23/2023 4:59 PM
 Plant Scherer Client: Southern Company Data: Scherer Cell 1-CCR

Box & Whiskers Plot



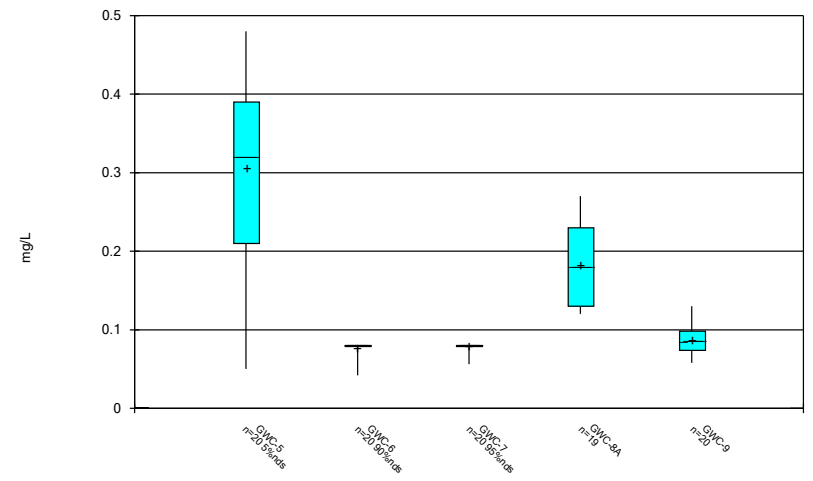
Constituent: Boron Analysis Run 5/23/2023 4:59 PM
 Plant Scherer Client: Southern Company Data: Scherer Cell 1-CCR

Box & Whiskers Plot



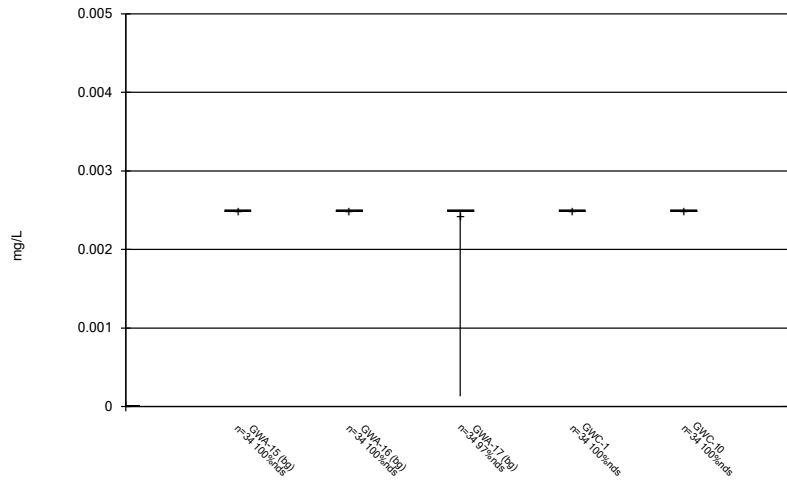
Constituent: Boron Analysis Run 5/23/2023 4:59 PM
 Plant Scherer Client: Southern Company Data: Scherer Cell 1-CCR

Box & Whiskers Plot



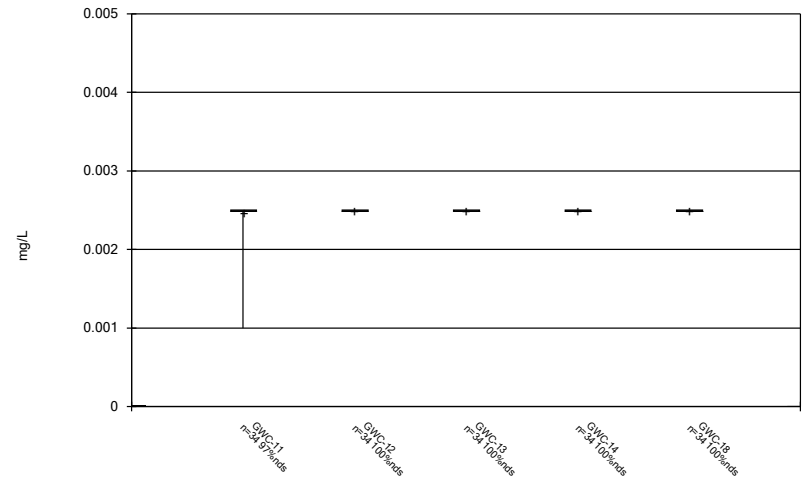
Constituent: Boron Analysis Run 5/23/2023 4:59 PM
 Plant Scherer Client: Southern Company Data: Scherer Cell 1-CCR

Box & Whiskers Plot



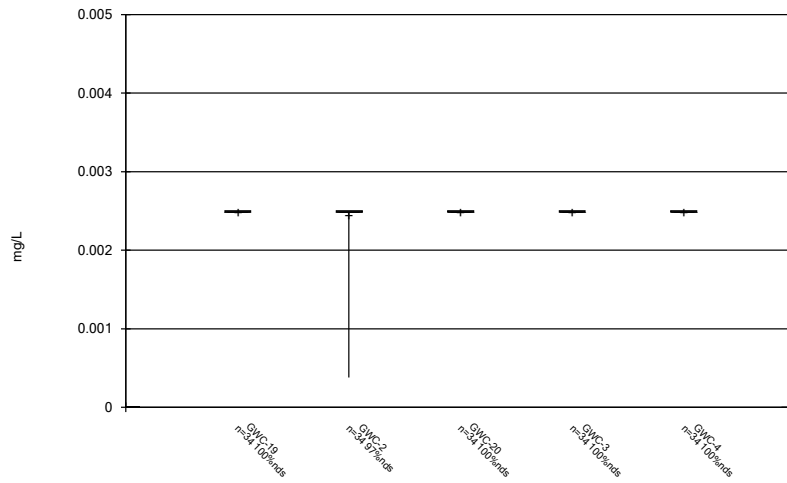
Constituent: Cadmium, Total Analysis Run 5/23/2023 4:59 PM
Plant Scherer Client: Southern Company Data: Scherer Cell 1-CCR

Box & Whiskers Plot



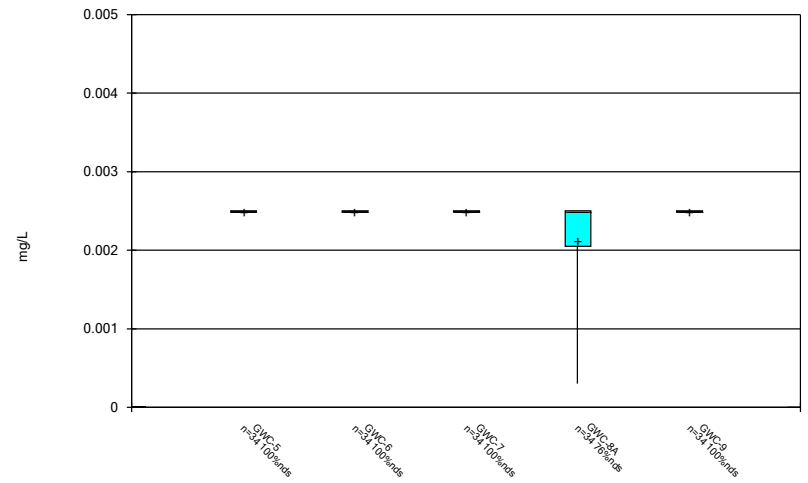
Constituent: Cadmium, Total Analysis Run 5/23/2023 4:59 PM
Plant Scherer Client: Southern Company Data: Scherer Cell 1-CCR

Box & Whiskers Plot



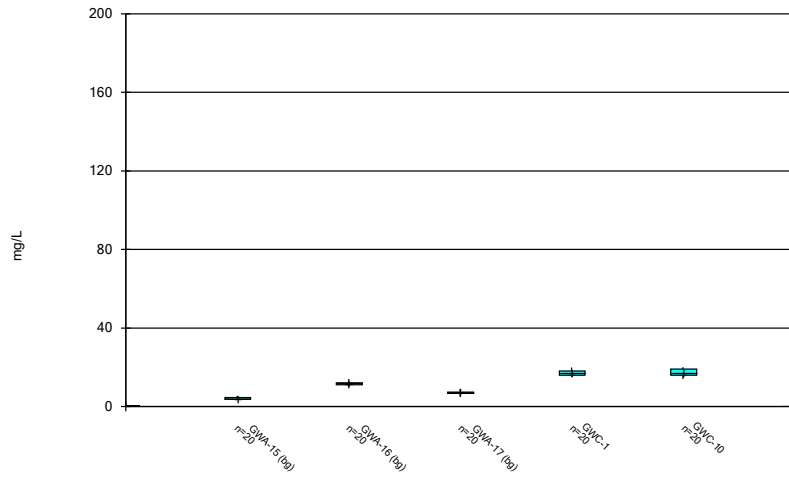
Constituent: Cadmium, Total Analysis Run 5/23/2023 4:59 PM
Plant Scherer Client: Southern Company Data: Scherer Cell 1-CCR

Box & Whiskers Plot



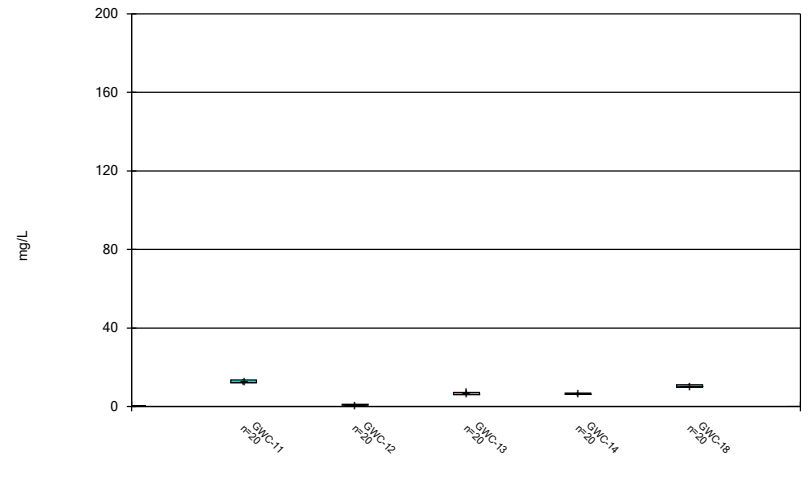
Constituent: Cadmium, Total Analysis Run 5/23/2023 4:59 PM
Plant Scherer Client: Southern Company Data: Scherer Cell 1-CCR

Box & Whiskers Plot



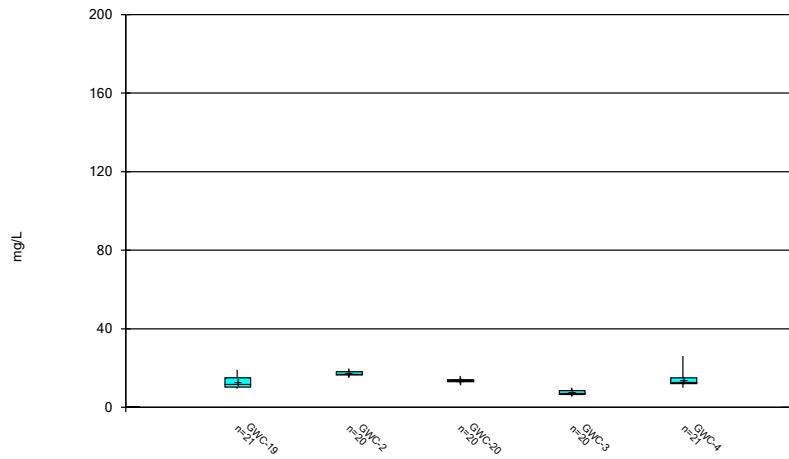
Constituent: Calcium Analysis Run 5/23/2023 4:59 PM
Plant Scherer Client: Southern Company Data: Scherer Cell 1-CCR

Box & Whiskers Plot



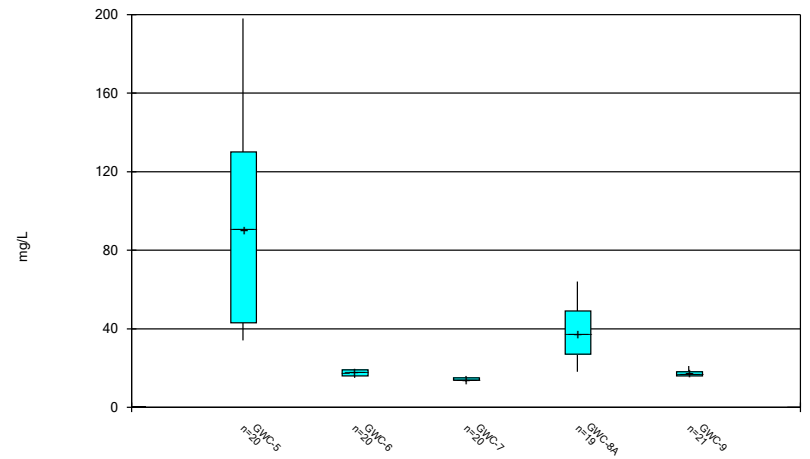
Constituent: Calcium Analysis Run 5/23/2023 4:59 PM
Plant Scherer Client: Southern Company Data: Scherer Cell 1-CCR

Box & Whiskers Plot



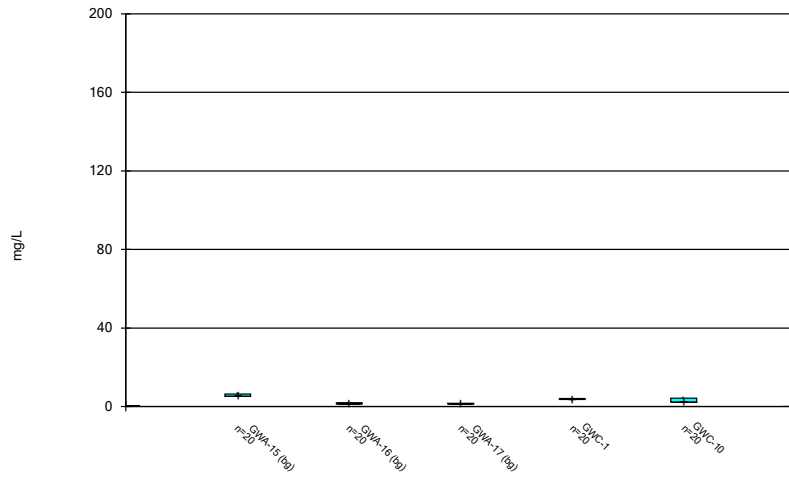
Constituent: Calcium Analysis Run 5/23/2023 4:59 PM
Plant Scherer Client: Southern Company Data: Scherer Cell 1-CCR

Box & Whiskers Plot



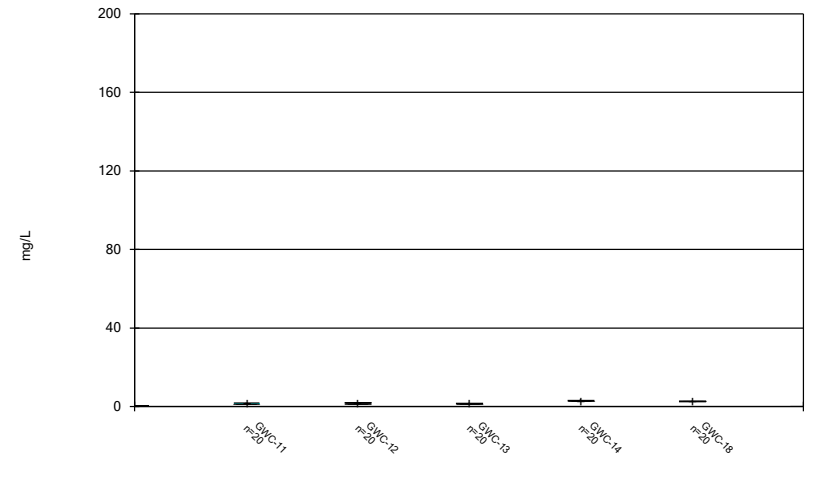
Constituent: Calcium Analysis Run 5/23/2023 4:59 PM
Plant Scherer Client: Southern Company Data: Scherer Cell 1-CCR

Box & Whiskers Plot



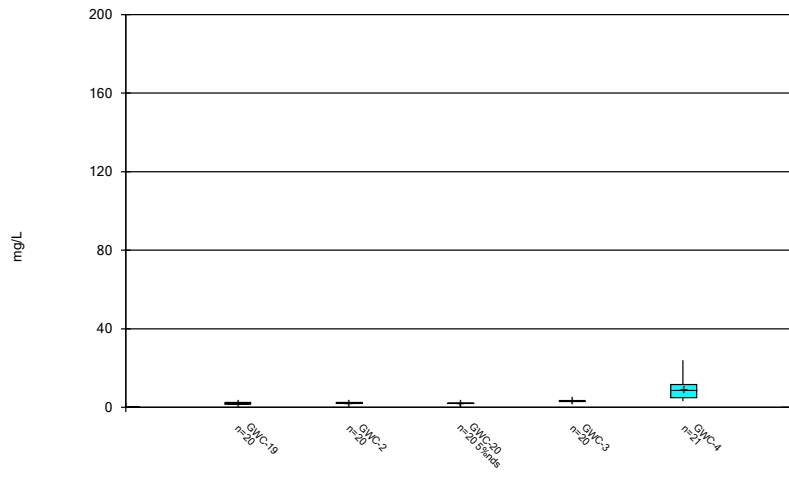
Constituent: Chloride Analysis Run 5/23/2023 4:59 PM
Plant Scherer Client: Southern Company Data: Scherer Cell 1-CCR

Box & Whiskers Plot



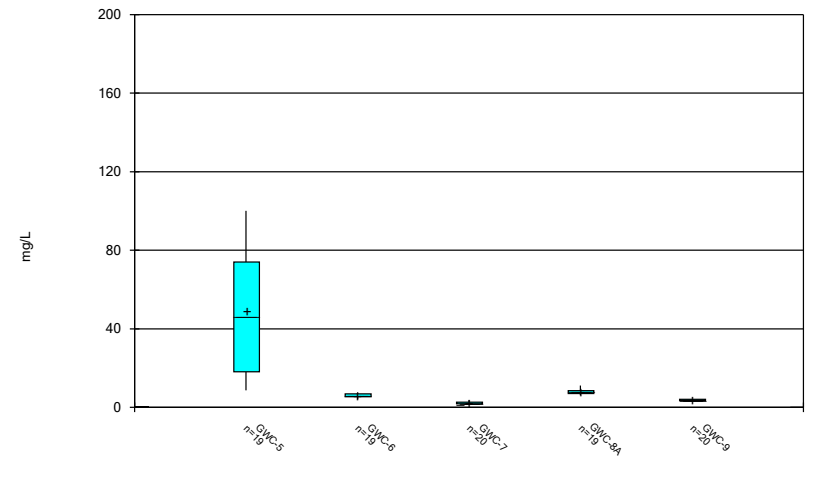
Constituent: Chloride Analysis Run 5/23/2023 4:59 PM
Plant Scherer Client: Southern Company Data: Scherer Cell 1-CCR

Box & Whiskers Plot



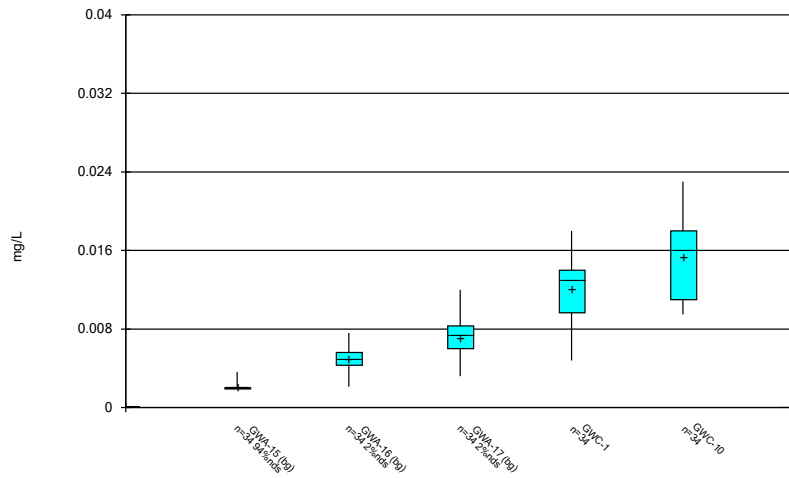
Constituent: Chloride Analysis Run 5/23/2023 4:59 PM
Plant Scherer Client: Southern Company Data: Scherer Cell 1-CCR

Box & Whiskers Plot



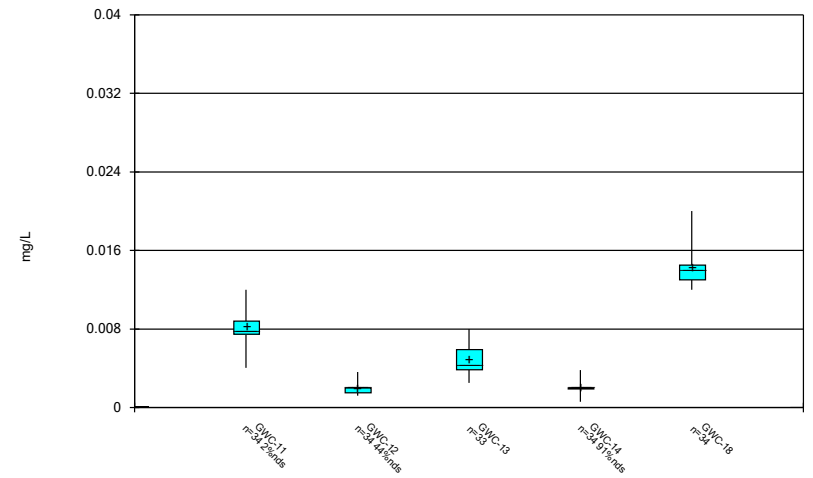
Constituent: Chloride Analysis Run 5/23/2023 4:59 PM
Plant Scherer Client: Southern Company Data: Scherer Cell 1-CCR

Box & Whiskers Plot



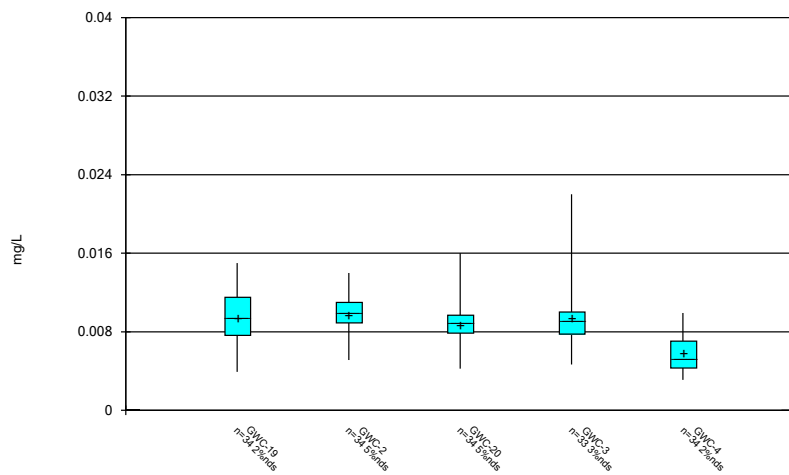
Constituent: Chromium, Total Analysis Run 5/23/2023 4:59 PM
 Plant Scherer Client: Southern Company Data: Scherer Cell 1-CCR

Box & Whiskers Plot



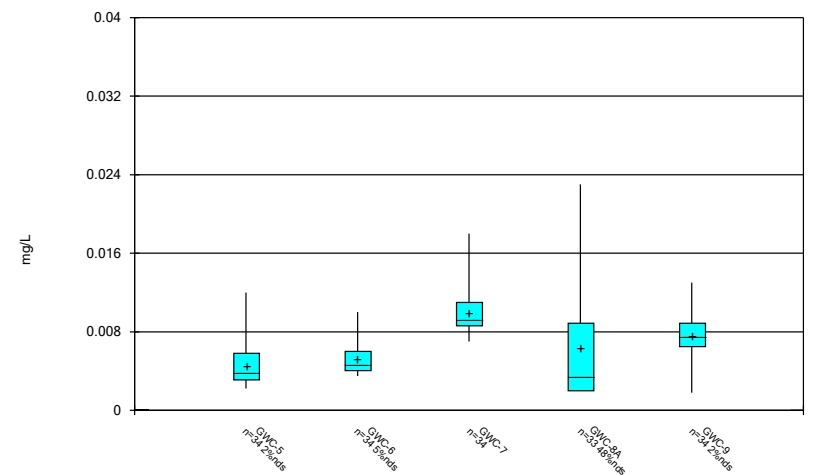
Constituent: Chromium, Total Analysis Run 5/23/2023 4:59 PM
 Plant Scherer Client: Southern Company Data: Scherer Cell 1-CCR

Box & Whiskers Plot



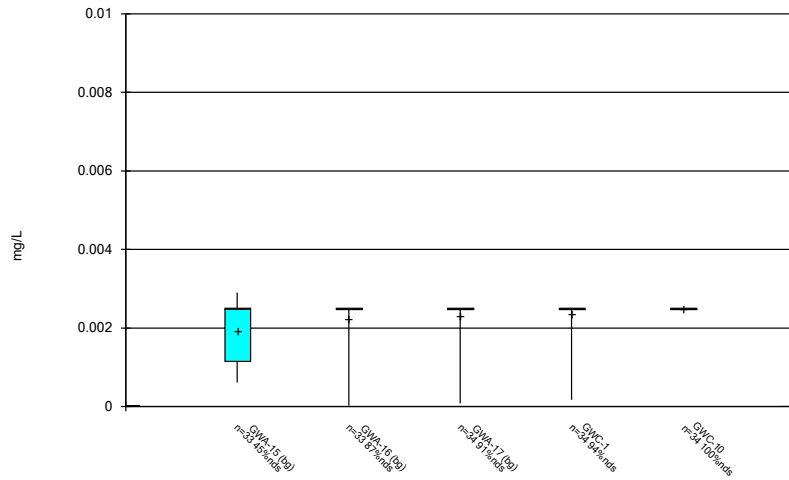
Constituent: Chromium, Total Analysis Run 5/23/2023 4:59 PM
 Plant Scherer Client: Southern Company Data: Scherer Cell 1-CCR

Box & Whiskers Plot



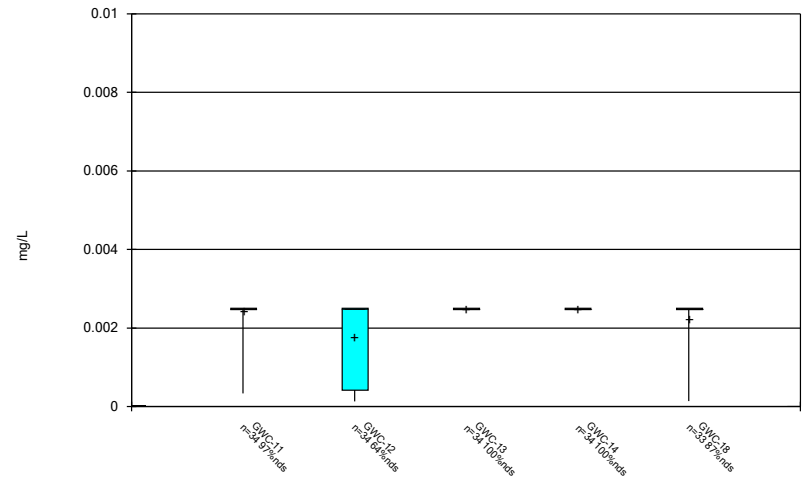
Constituent: Chromium, Total Analysis Run 5/23/2023 4:59 PM
 Plant Scherer Client: Southern Company Data: Scherer Cell 1-CCR

Box & Whiskers Plot



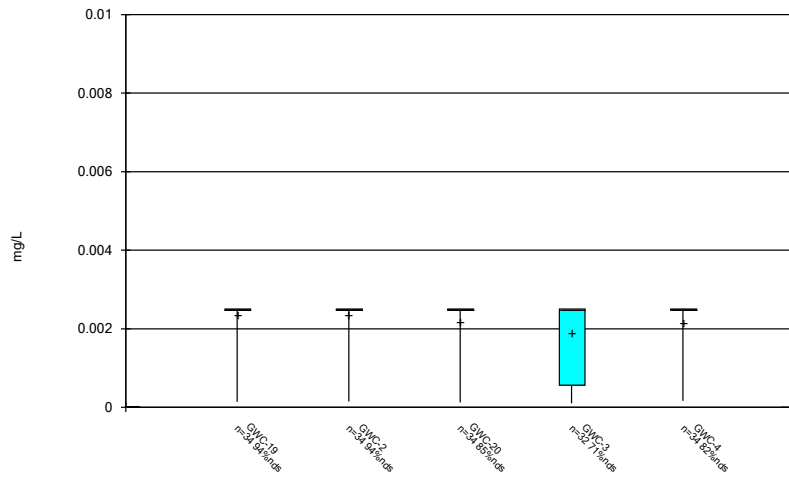
Constituent: Cobalt, Total Analysis Run 5/23/2023 4:59 PM
 Plant Scherer Client: Southern Company Data: Scherer Cell 1-CCR

Box & Whiskers Plot



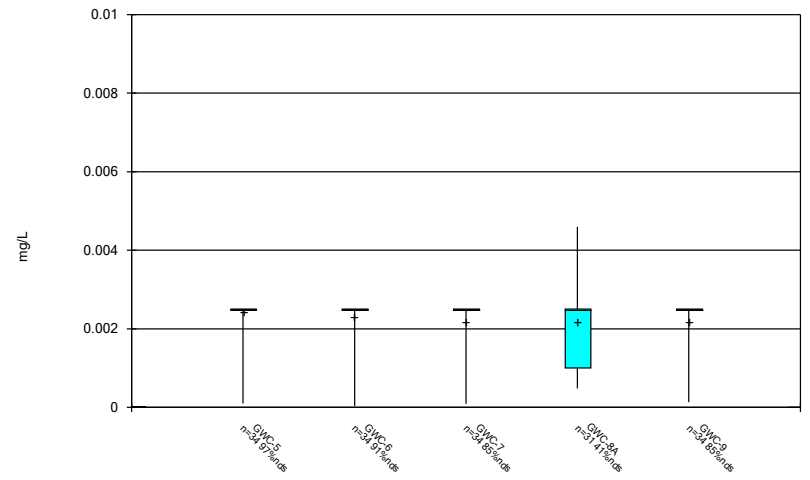
Constituent: Cobalt, Total Analysis Run 5/23/2023 4:59 PM
 Plant Scherer Client: Southern Company Data: Scherer Cell 1-CCR

Box & Whiskers Plot



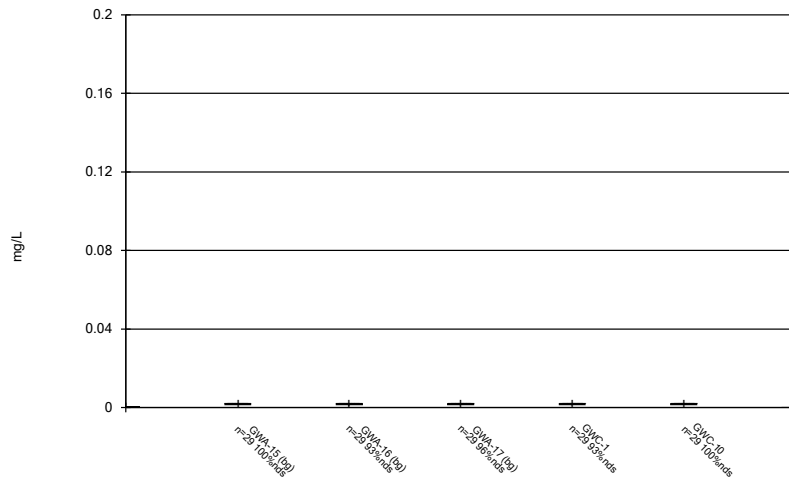
Constituent: Cobalt, Total Analysis Run 5/23/2023 4:59 PM
 Plant Scherer Client: Southern Company Data: Scherer Cell 1-CCR

Box & Whiskers Plot



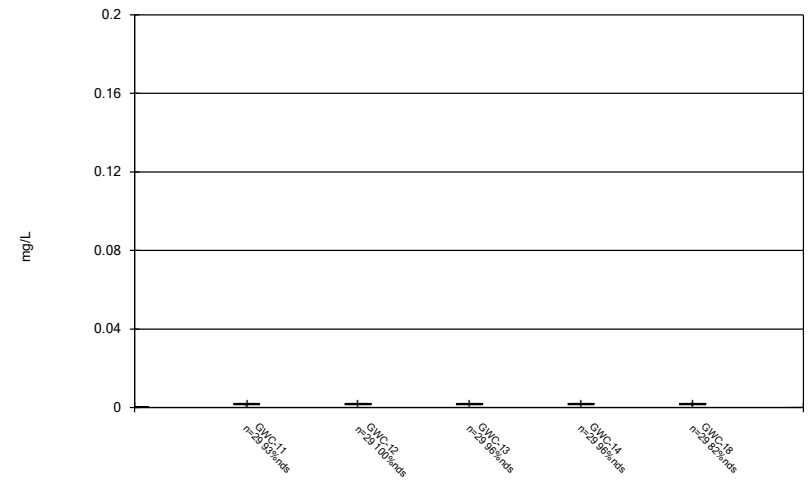
Constituent: Cobalt, Total Analysis Run 5/23/2023 4:59 PM
 Plant Scherer Client: Southern Company Data: Scherer Cell 1-CCR

Box & Whiskers Plot



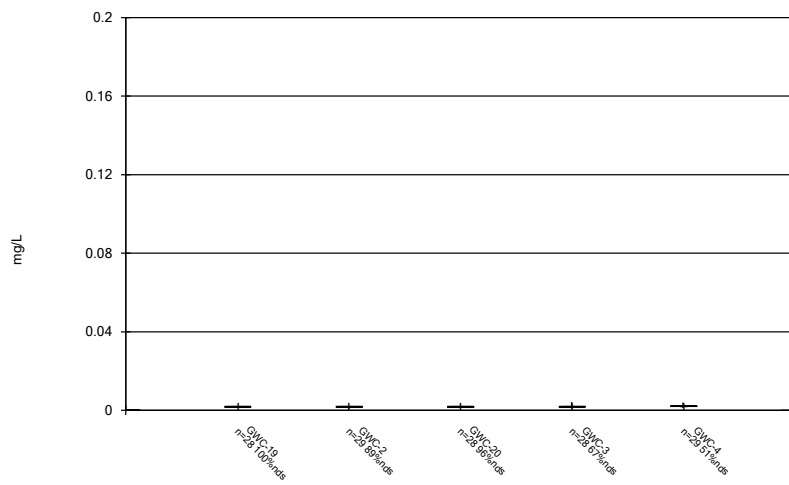
Constituent: Copper Analysis Run 5/23/2023 4:59 PM
Plant Scherer Client: Southern Company Data: Scherer Cell 1-CCR

Box & Whiskers Plot



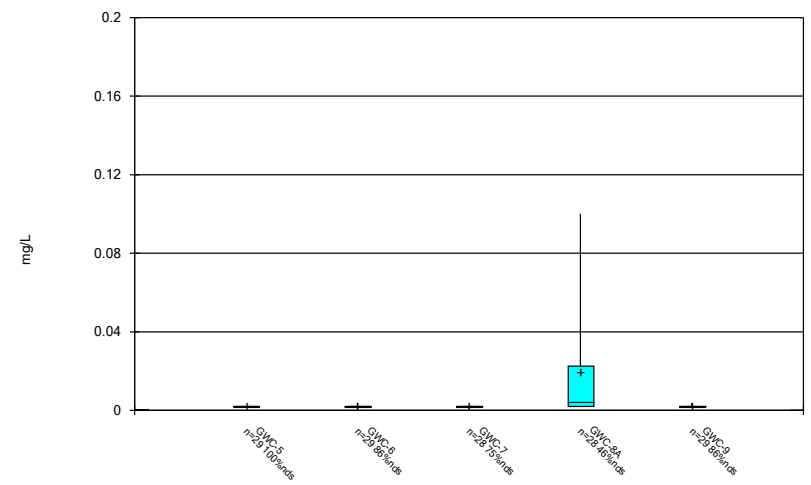
Constituent: Copper Analysis Run 5/23/2023 4:59 PM
Plant Scherer Client: Southern Company Data: Scherer Cell 1-CCR

Box & Whiskers Plot



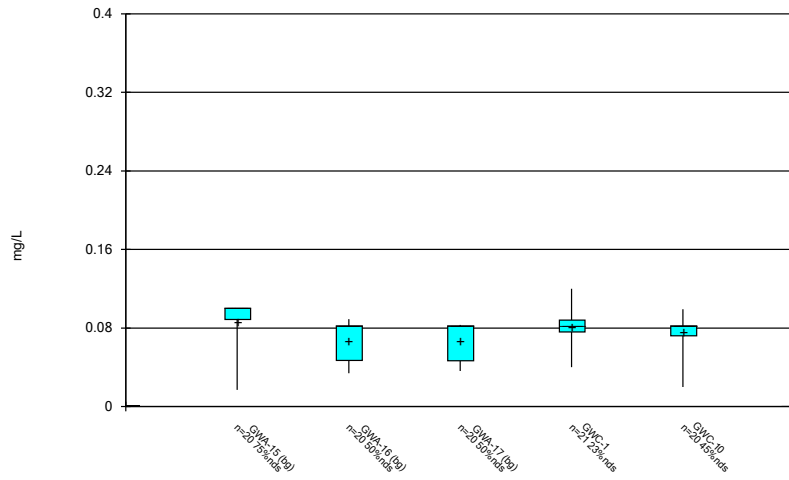
Constituent: Copper Analysis Run 5/23/2023 4:59 PM
Plant Scherer Client: Southern Company Data: Scherer Cell 1-CCR

Box & Whiskers Plot



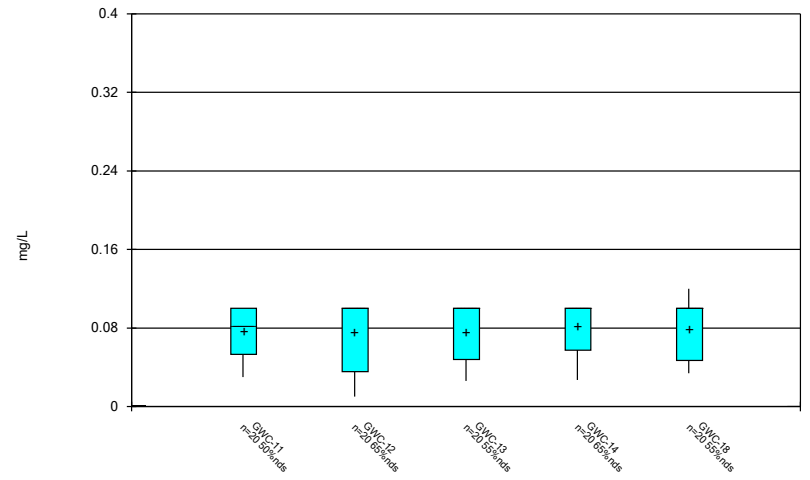
Constituent: Copper Analysis Run 5/23/2023 4:59 PM
Plant Scherer Client: Southern Company Data: Scherer Cell 1-CCR

Box & Whiskers Plot



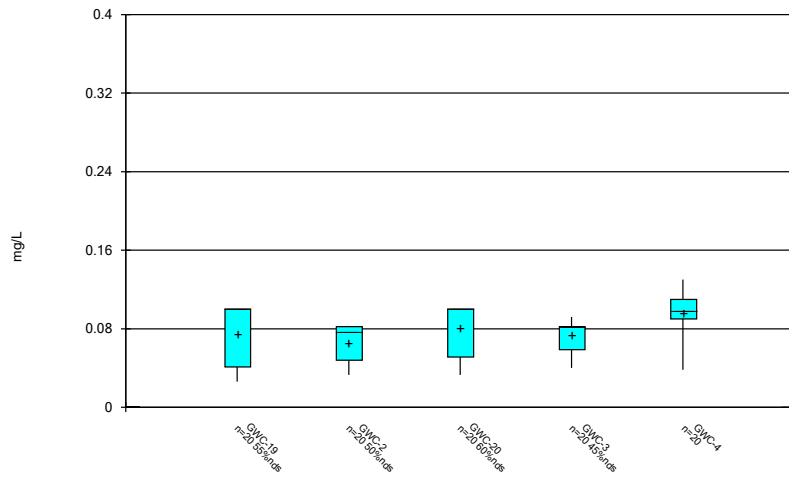
Constituent: Fluoride Analysis Run 5/23/2023 4:59 PM
 Plant Scherer Client: Southern Company Data: Scherer Cell 1-CCR

Box & Whiskers Plot



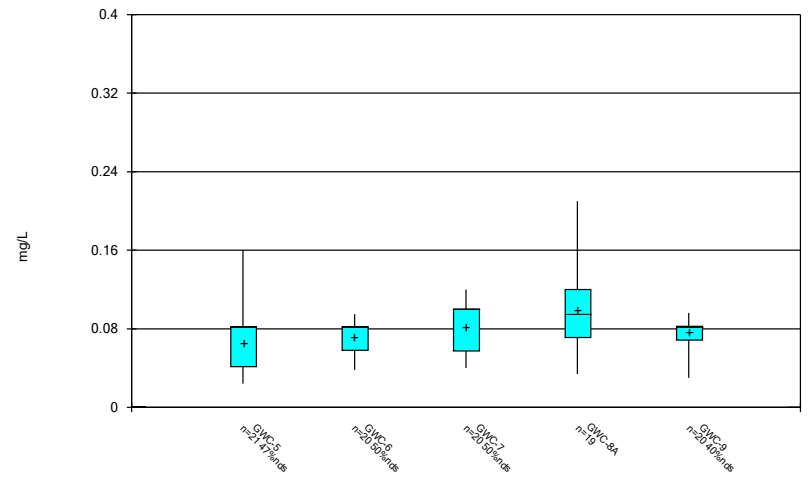
Constituent: Fluoride Analysis Run 5/23/2023 4:59 PM
 Plant Scherer Client: Southern Company Data: Scherer Cell 1-CCR

Box & Whiskers Plot



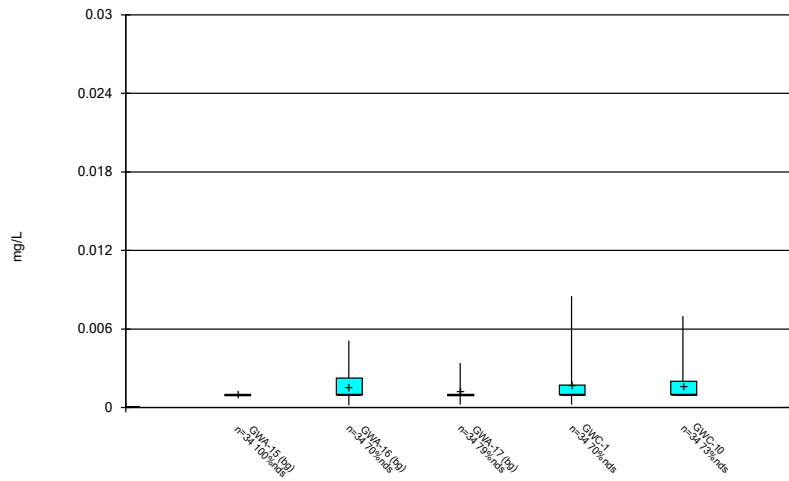
Constituent: Fluoride Analysis Run 5/23/2023 4:59 PM
 Plant Scherer Client: Southern Company Data: Scherer Cell 1-CCR

Box & Whiskers Plot



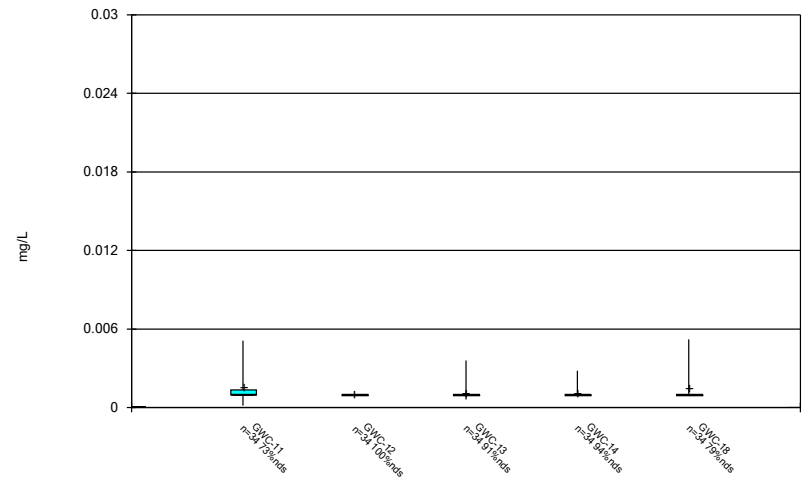
Constituent: Fluoride Analysis Run 5/23/2023 4:59 PM
 Plant Scherer Client: Southern Company Data: Scherer Cell 1-CCR

Box & Whiskers Plot



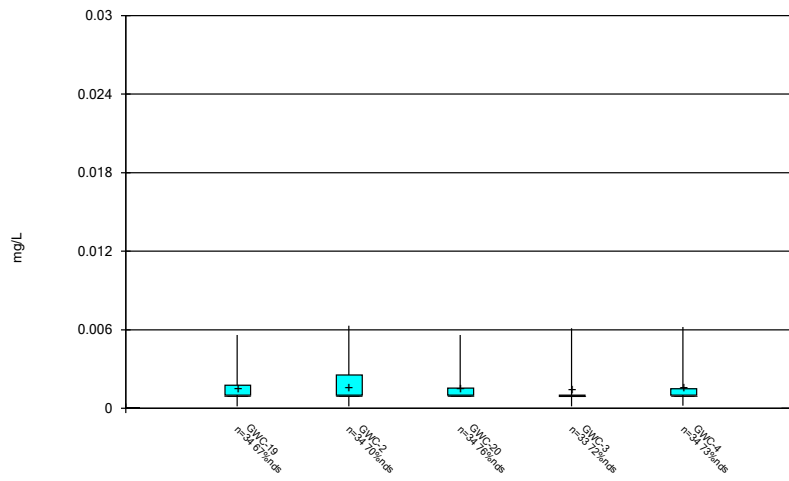
Constituent: Lead, Total Analysis Run 5/23/2023 4:59 PM
Plant Scherer Client: Southern Company Data: Scherer Cell 1-CCR

Box & Whiskers Plot



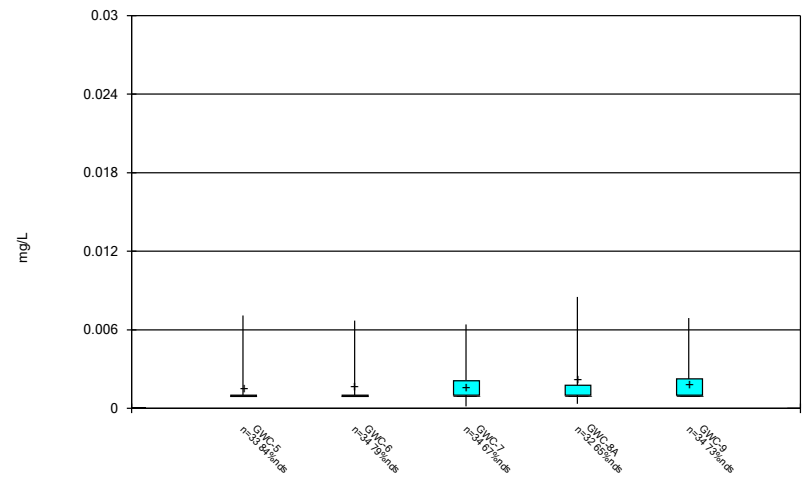
Constituent: Lead, Total Analysis Run 5/23/2023 4:59 PM
Plant Scherer Client: Southern Company Data: Scherer Cell 1-CCR

Box & Whiskers Plot



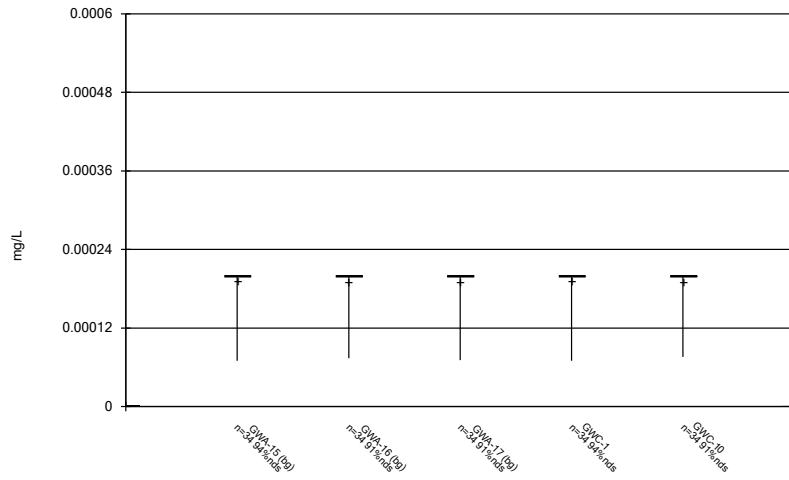
Constituent: Lead, Total Analysis Run 5/23/2023 4:59 PM
Plant Scherer Client: Southern Company Data: Scherer Cell 1-CCR

Box & Whiskers Plot



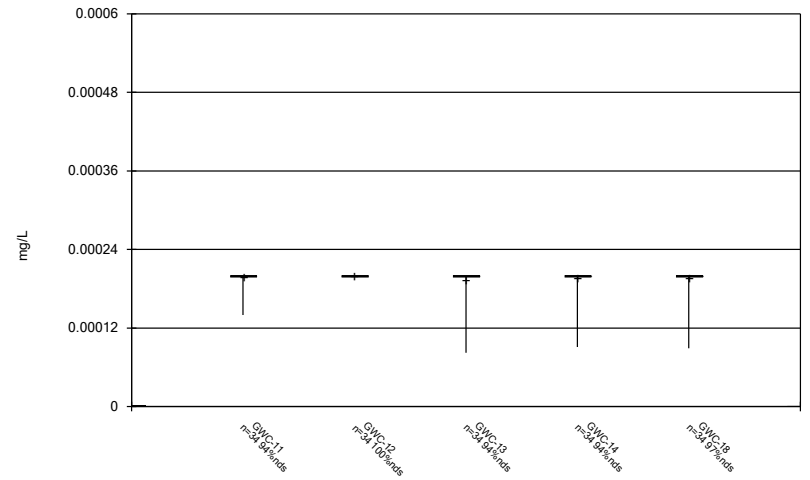
Constituent: Lead, Total Analysis Run 5/23/2023 4:59 PM
Plant Scherer Client: Southern Company Data: Scherer Cell 1-CCR

Box & Whiskers Plot



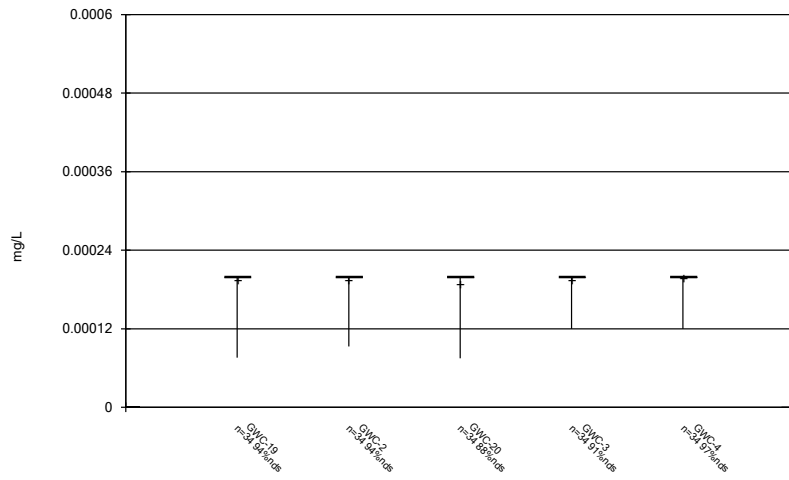
Constituent: Mercury Analysis Run 5/23/2023 4:59 PM
 Plant Scherer Client: Southern Company Data: Scherer Cell 1-CCR

Box & Whiskers Plot



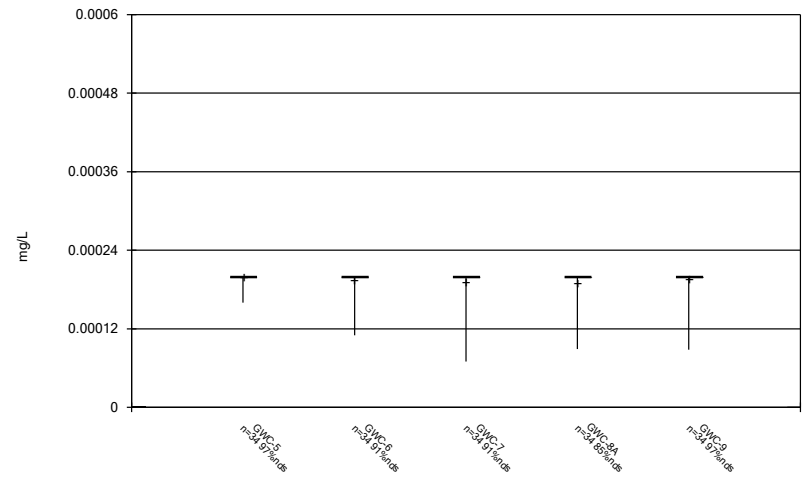
Constituent: Mercury Analysis Run 5/23/2023 4:59 PM
 Plant Scherer Client: Southern Company Data: Scherer Cell 1-CCR

Box & Whiskers Plot



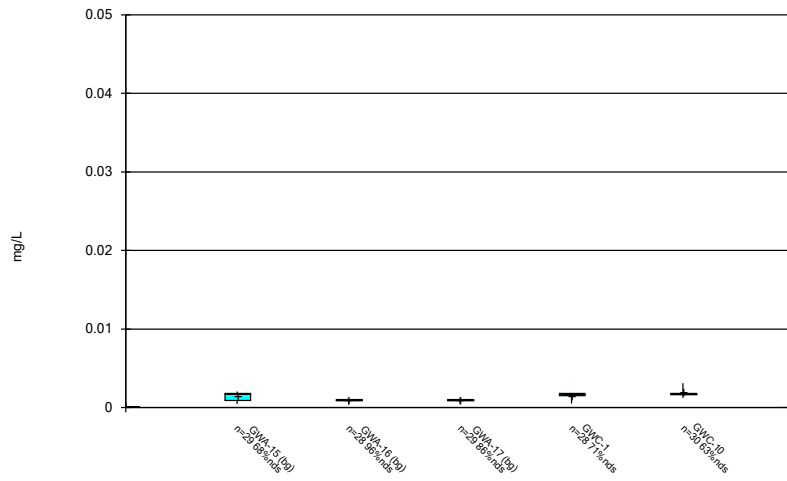
Constituent: Mercury Analysis Run 5/23/2023 4:59 PM
 Plant Scherer Client: Southern Company Data: Scherer Cell 1-CCR

Box & Whiskers Plot



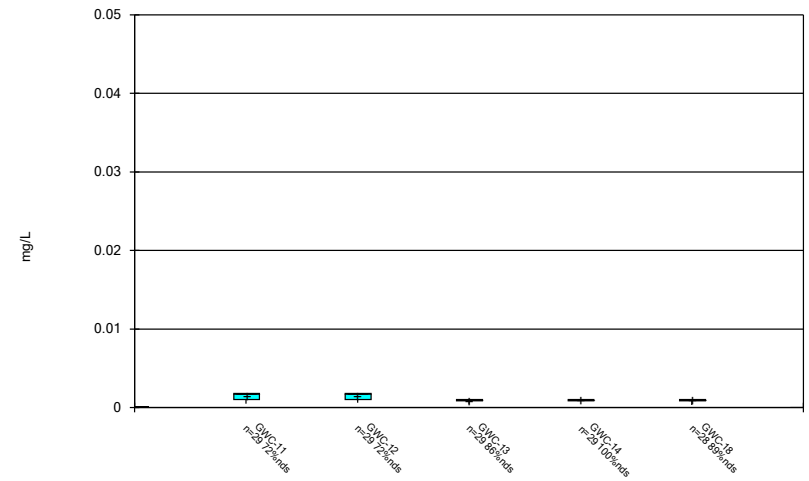
Constituent: Mercury Analysis Run 5/23/2023 4:59 PM
 Plant Scherer Client: Southern Company Data: Scherer Cell 1-CCR

Box & Whiskers Plot



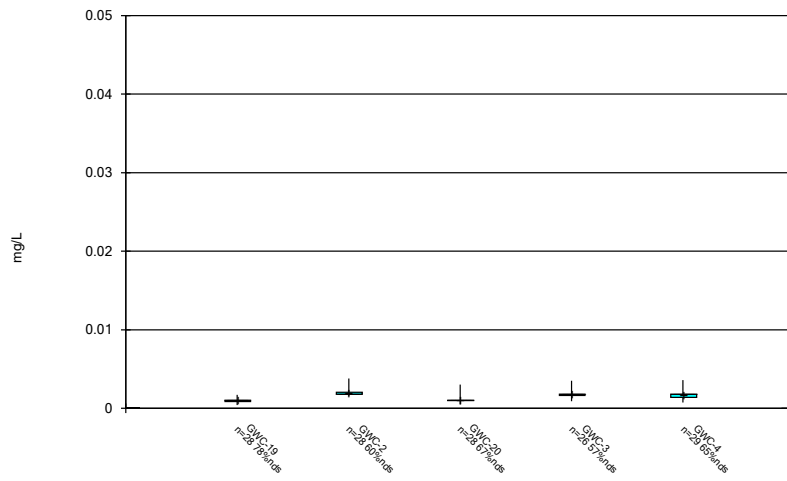
Constituent: Nickel Analysis Run 5/23/2023 4:59 PM
Plant Scherer Client: Southern Company Data: Scherer Cell 1-CCR

Box & Whiskers Plot



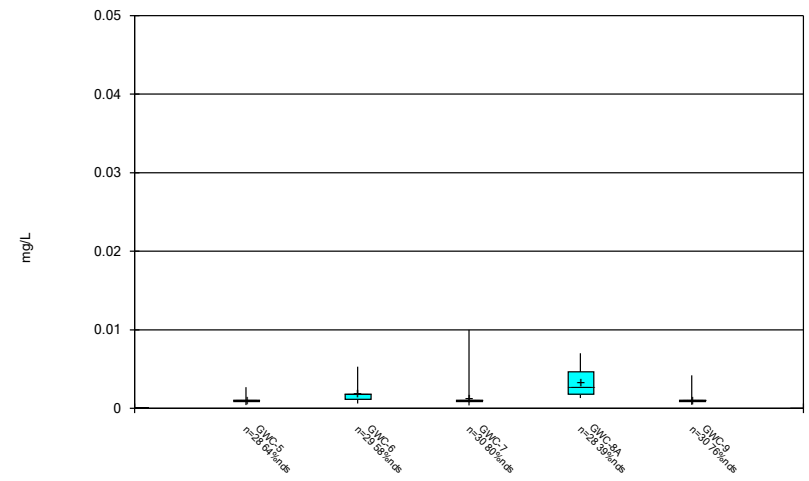
Constituent: Nickel Analysis Run 5/23/2023 4:59 PM
Plant Scherer Client: Southern Company Data: Scherer Cell 1-CCR

Box & Whiskers Plot



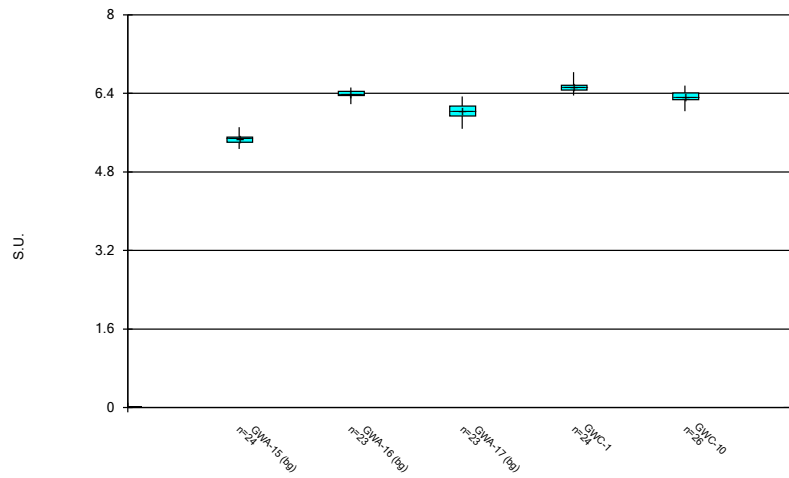
Constituent: Nickel Analysis Run 5/23/2023 4:59 PM
Plant Scherer Client: Southern Company Data: Scherer Cell 1-CCR

Box & Whiskers Plot



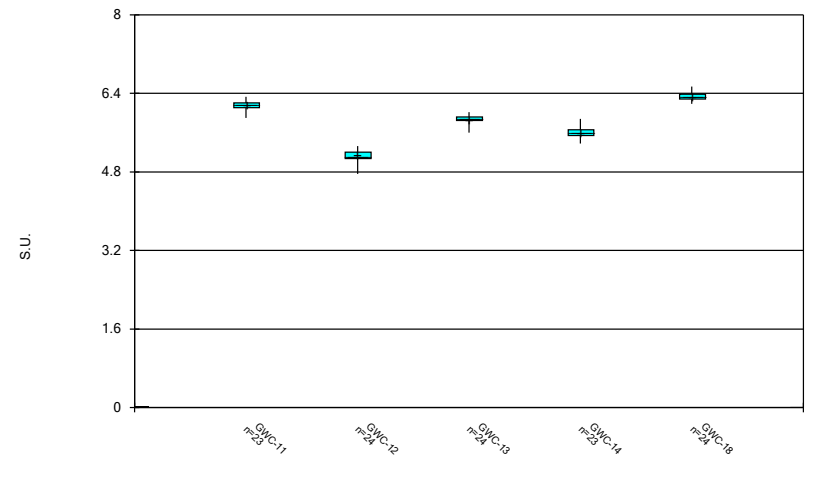
Constituent: Nickel Analysis Run 5/23/2023 4:59 PM
Plant Scherer Client: Southern Company Data: Scherer Cell 1-CCR

Box & Whiskers Plot



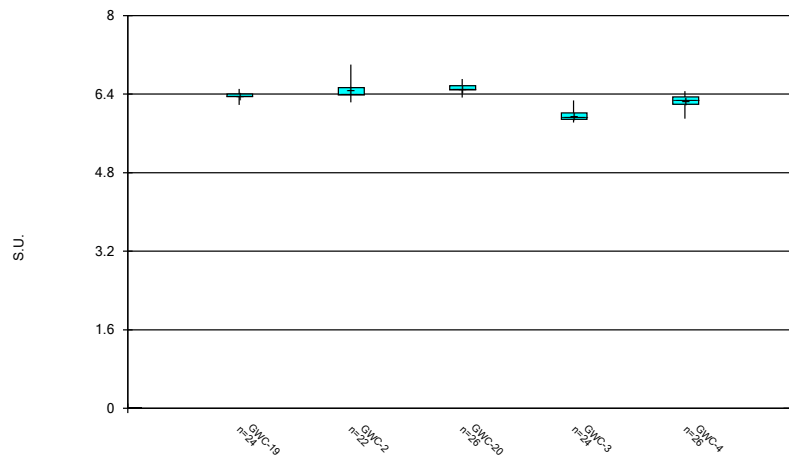
Constituent: pH Analysis Run 5/23/2023 4:59 PM
 Plant Scherer Client: Southern Company Data: Scherer Cell 1-CCR

Box & Whiskers Plot



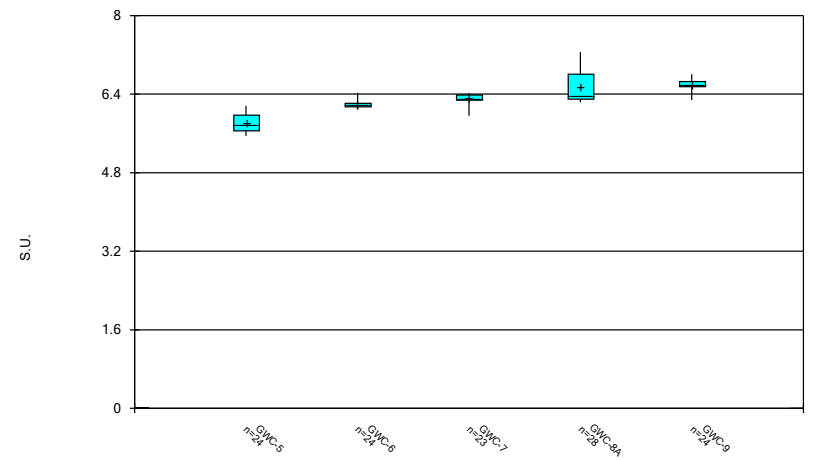
Constituent: pH Analysis Run 5/23/2023 4:59 PM
 Plant Scherer Client: Southern Company Data: Scherer Cell 1-CCR

Box & Whiskers Plot



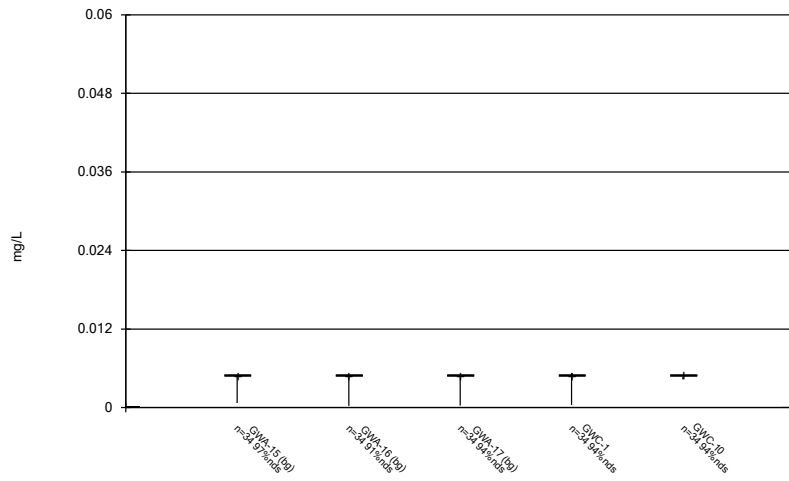
Constituent: pH Analysis Run 5/23/2023 4:59 PM
 Plant Scherer Client: Southern Company Data: Scherer Cell 1-CCR

Box & Whiskers Plot



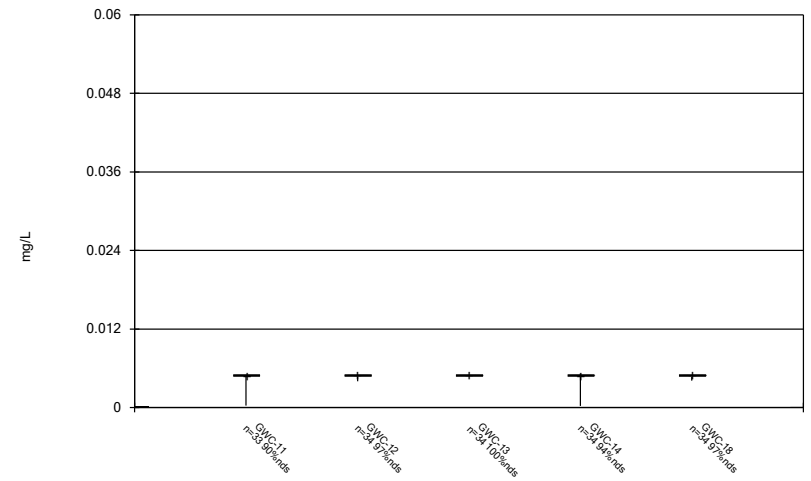
Constituent: pH Analysis Run 5/23/2023 4:59 PM
 Plant Scherer Client: Southern Company Data: Scherer Cell 1-CCR

Box & Whiskers Plot



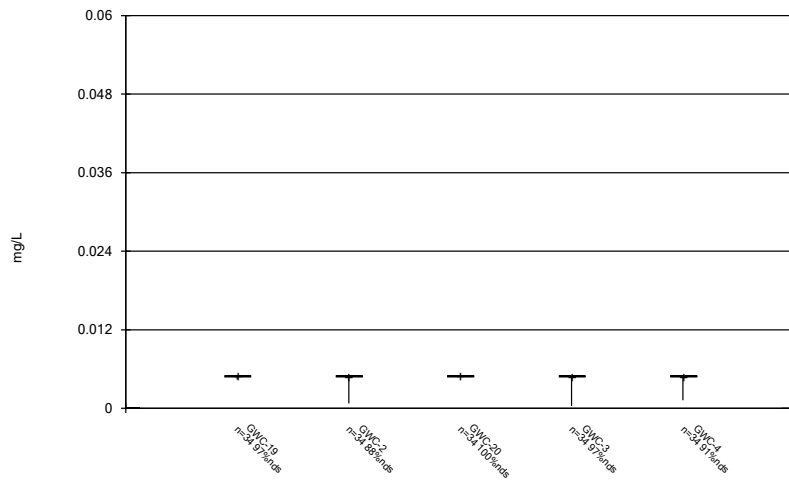
Constituent: Selenium, Total Analysis Run 5/23/2023 4:59 PM
Plant Scherer Client: Southern Company Data: Scherer Cell 1-CCR

Box & Whiskers Plot



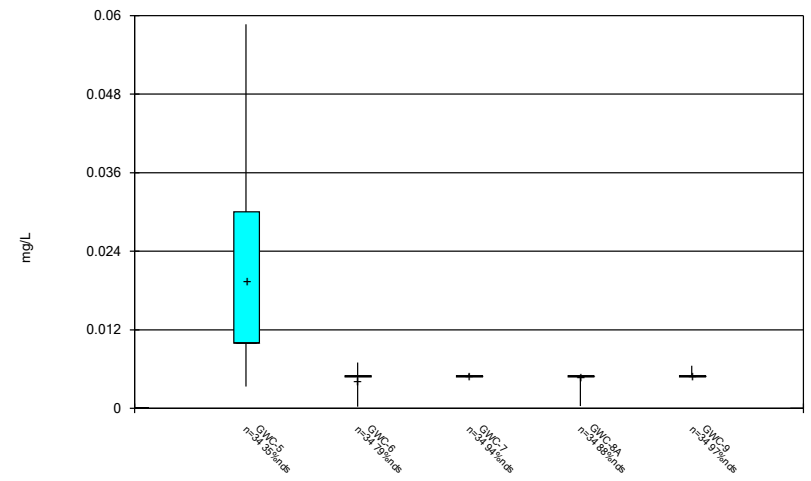
Constituent: Selenium, Total Analysis Run 5/23/2023 4:59 PM
Plant Scherer Client: Southern Company Data: Scherer Cell 1-CCR

Box & Whiskers Plot



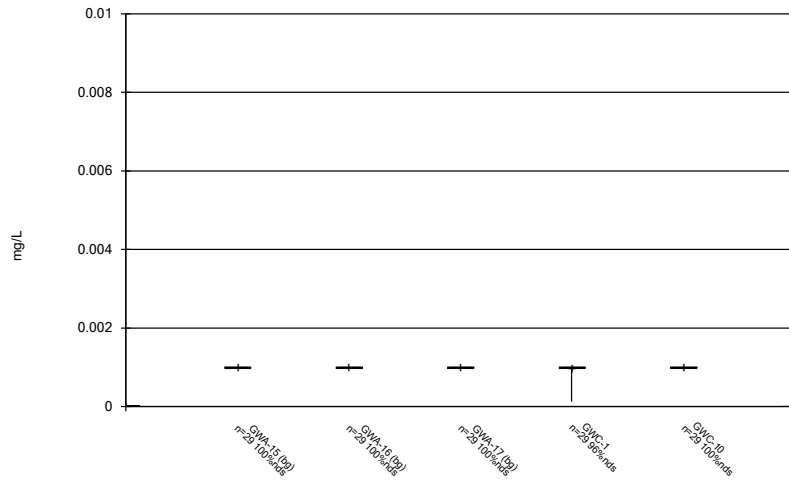
Constituent: Selenium, Total Analysis Run 5/23/2023 4:59 PM
Plant Scherer Client: Southern Company Data: Scherer Cell 1-CCR

Box & Whiskers Plot



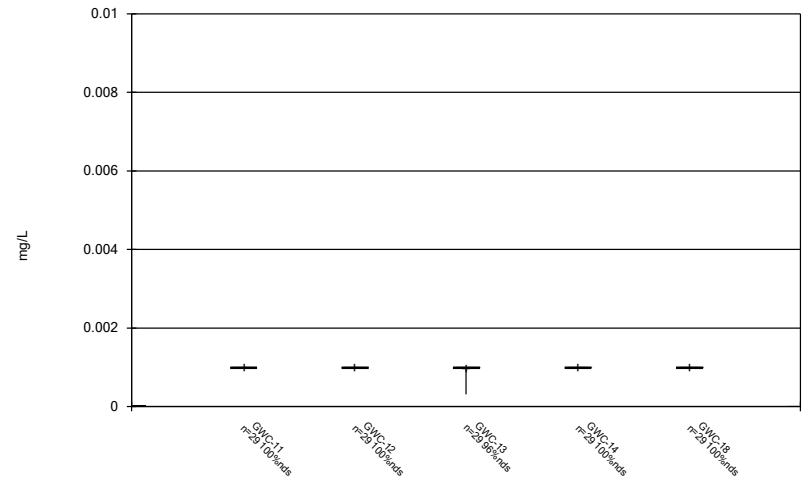
Constituent: Selenium, Total Analysis Run 5/23/2023 4:59 PM
Plant Scherer Client: Southern Company Data: Scherer Cell 1-CCR

Box & Whiskers Plot



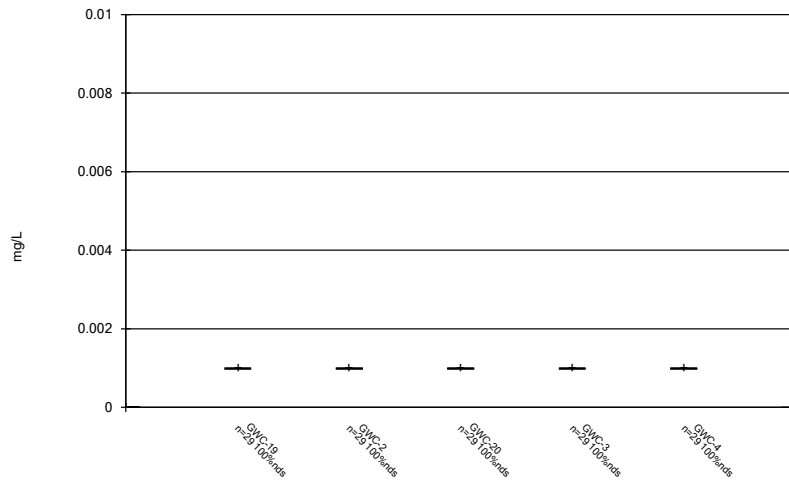
Constituent: Silver Analysis Run 5/23/2023 4:59 PM
Plant Scherer Client: Southern Company Data: Scherer Cell 1-CCR

Box & Whiskers Plot



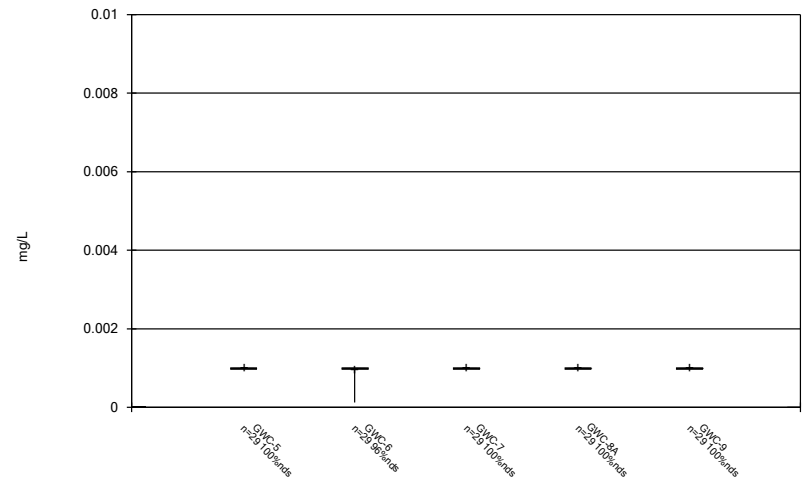
Constituent: Silver Analysis Run 5/23/2023 4:59 PM
Plant Scherer Client: Southern Company Data: Scherer Cell 1-CCR

Box & Whiskers Plot



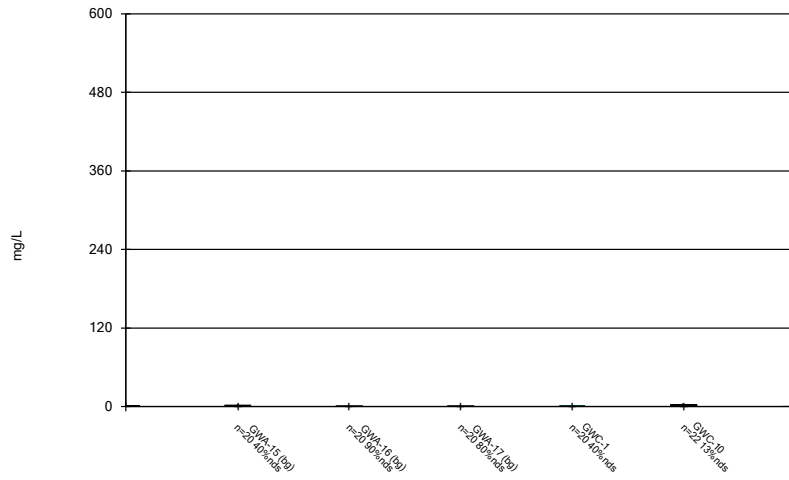
Constituent: Silver Analysis Run 5/23/2023 4:59 PM
Plant Scherer Client: Southern Company Data: Scherer Cell 1-CCR

Box & Whiskers Plot



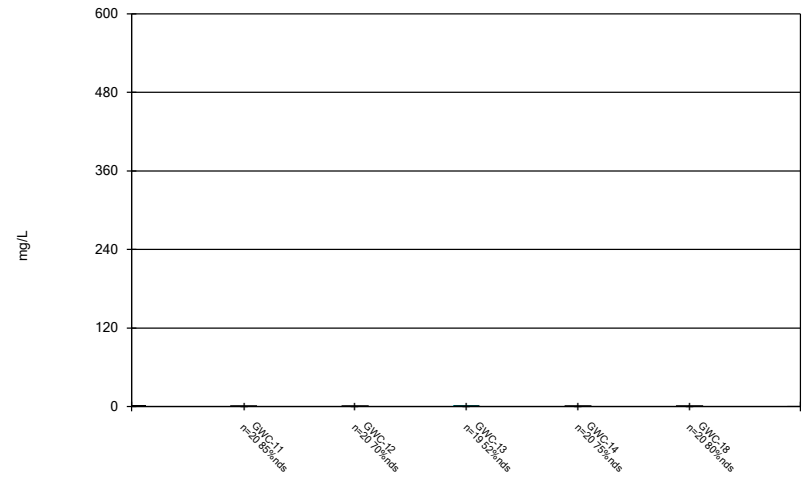
Constituent: Silver Analysis Run 5/23/2023 4:59 PM
Plant Scherer Client: Southern Company Data: Scherer Cell 1-CCR

Box & Whiskers Plot



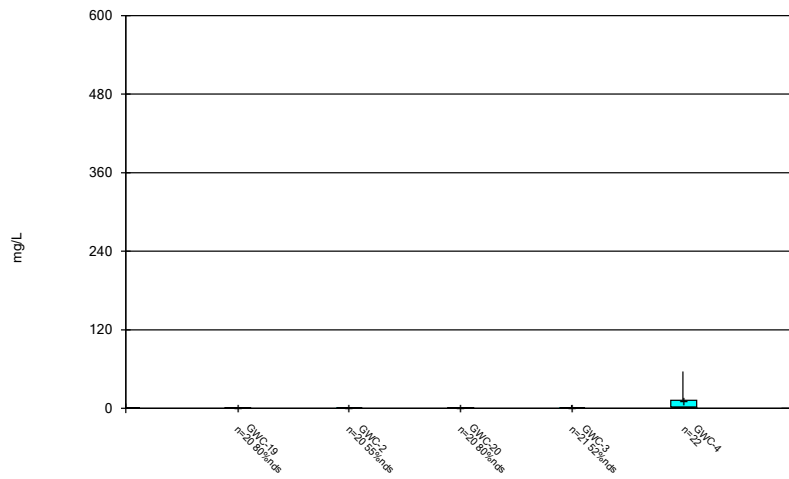
Constituent: Sulfate Analysis Run 5/23/2023 4:59 PM
 Plant Scherer Client: Southern Company Data: Scherer Cell 1-CCR

Box & Whiskers Plot



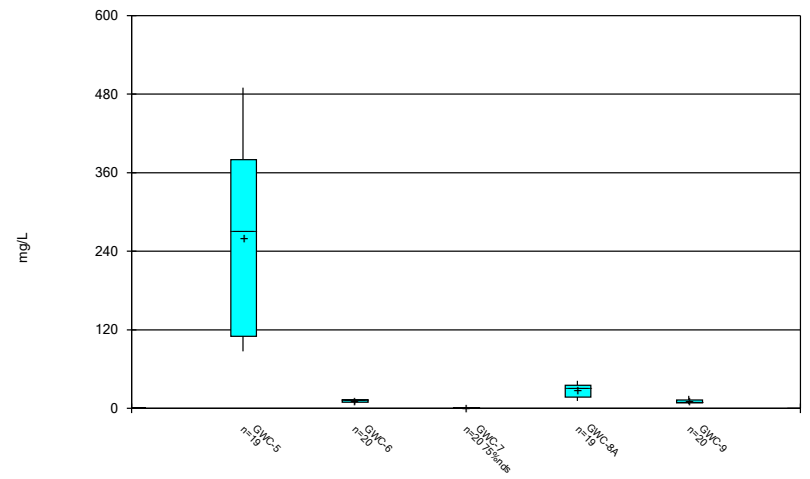
Constituent: Sulfate Analysis Run 5/23/2023 4:59 PM
 Plant Scherer Client: Southern Company Data: Scherer Cell 1-CCR

Box & Whiskers Plot



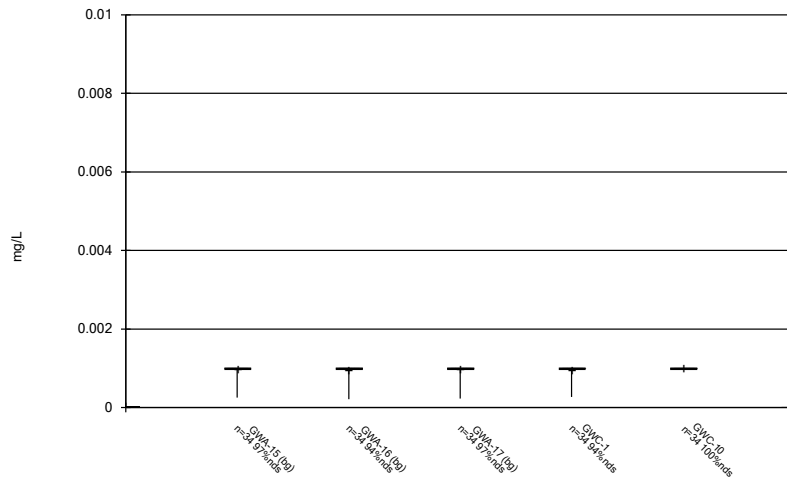
Constituent: Sulfate Analysis Run 5/23/2023 4:59 PM
 Plant Scherer Client: Southern Company Data: Scherer Cell 1-CCR

Box & Whiskers Plot



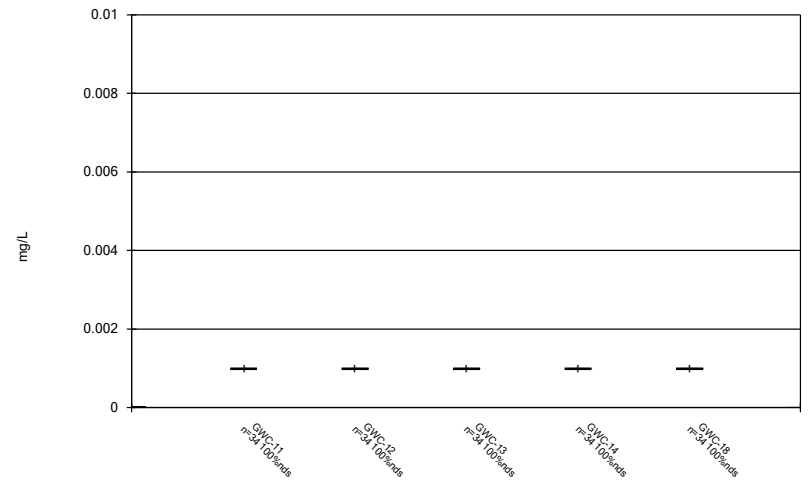
Constituent: Sulfate Analysis Run 5/23/2023 4:59 PM
 Plant Scherer Client: Southern Company Data: Scherer Cell 1-CCR

Box & Whiskers Plot



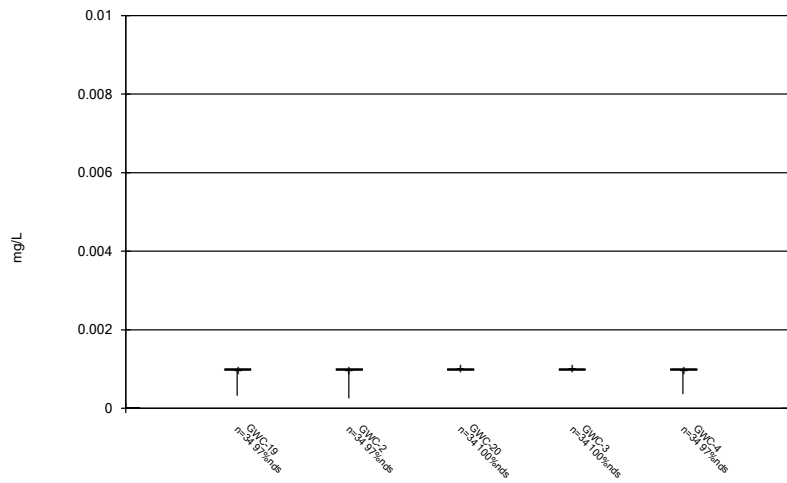
Constituent: Thallium, Total Analysis Run 5/23/2023 4:59 PM
Plant Scherer Client: Southern Company Data: Scherer Cell 1-CCR

Box & Whiskers Plot



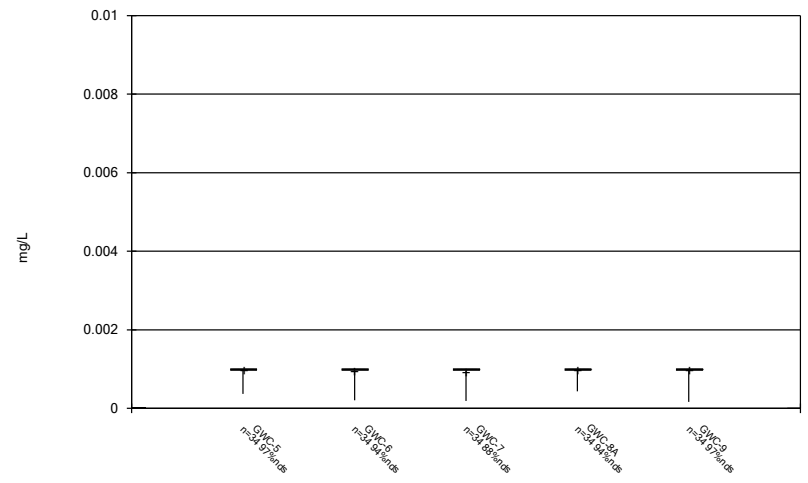
Constituent: Thallium, Total Analysis Run 5/23/2023 4:59 PM
Plant Scherer Client: Southern Company Data: Scherer Cell 1-CCR

Box & Whiskers Plot



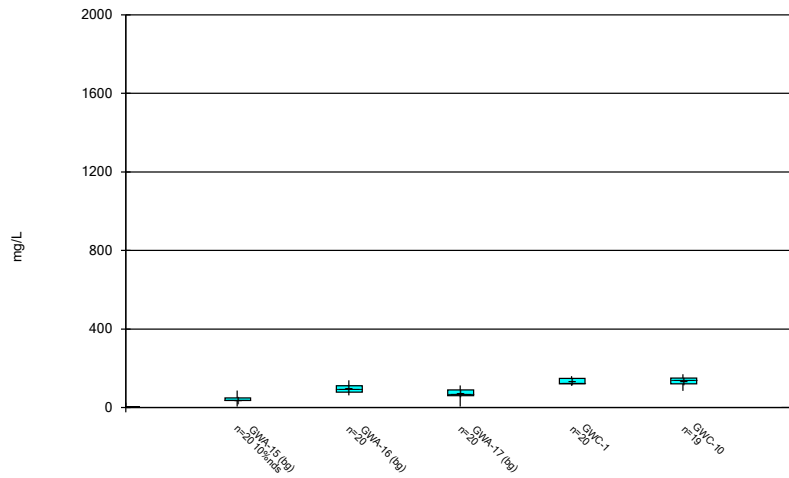
Constituent: Thallium, Total Analysis Run 5/23/2023 4:59 PM
Plant Scherer Client: Southern Company Data: Scherer Cell 1-CCR

Box & Whiskers Plot



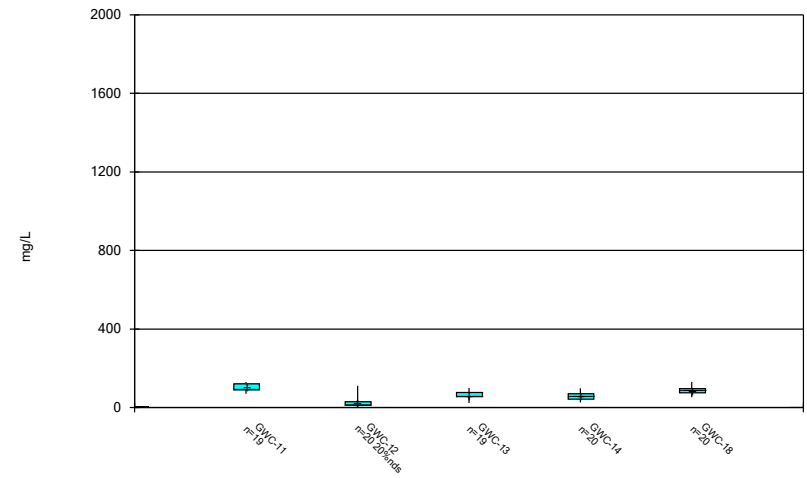
Constituent: Thallium, Total Analysis Run 5/23/2023 4:59 PM
Plant Scherer Client: Southern Company Data: Scherer Cell 1-CCR

Box & Whiskers Plot



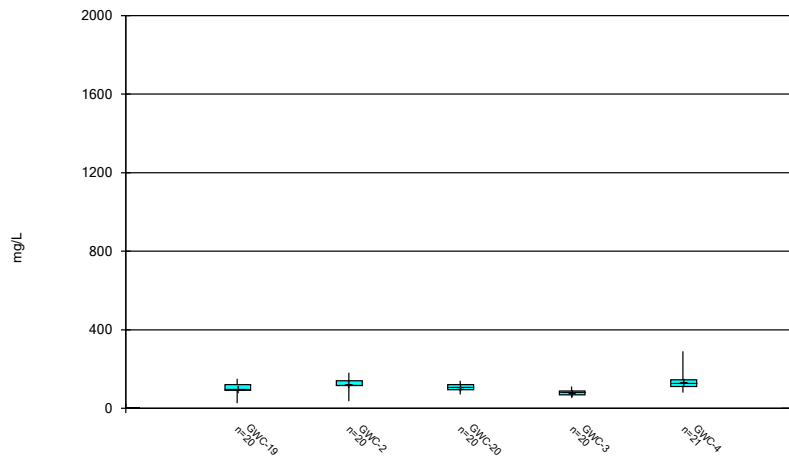
Constituent: Total Dissolved Solids Analysis Run 5/23/2023 4:59 PM
Plant Scherer Client: Southern Company Data: Scherer Cell 1-CCR

Box & Whiskers Plot



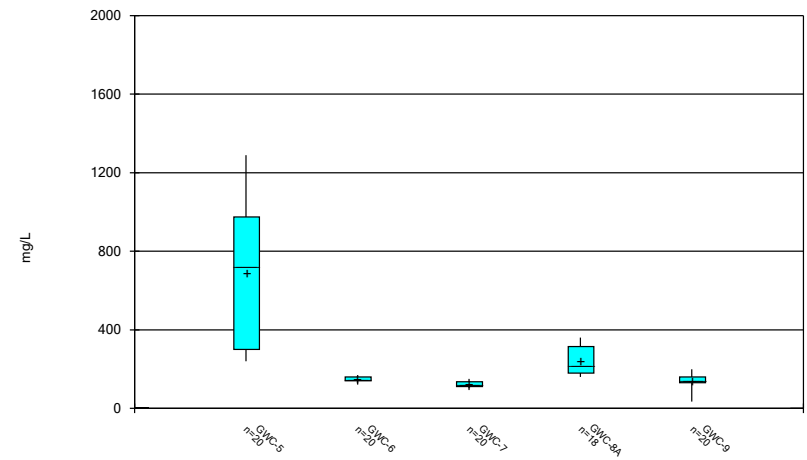
Constituent: Total Dissolved Solids Analysis Run 5/23/2023 5:00 PM
Plant Scherer Client: Southern Company Data: Scherer Cell 1-CCR

Box & Whiskers Plot



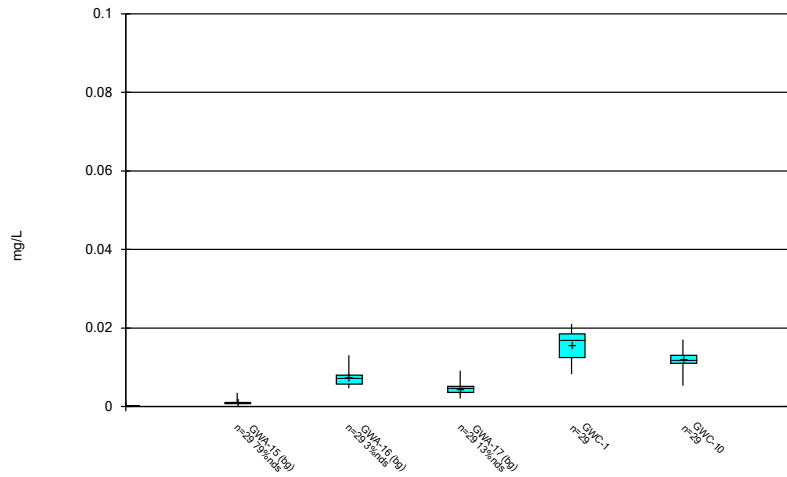
Constituent: Total Dissolved Solids Analysis Run 5/23/2023 5:00 PM
Plant Scherer Client: Southern Company Data: Scherer Cell 1-CCR

Box & Whiskers Plot



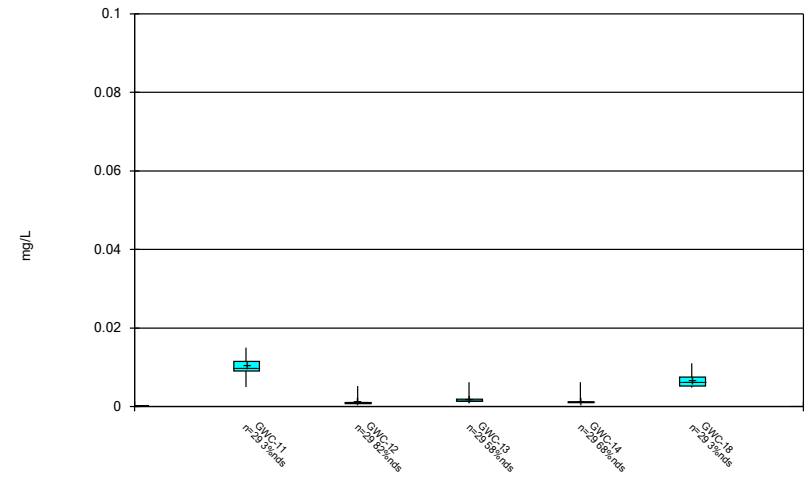
Constituent: Total Dissolved Solids Analysis Run 5/23/2023 5:00 PM
Plant Scherer Client: Southern Company Data: Scherer Cell 1-CCR

Box & Whiskers Plot



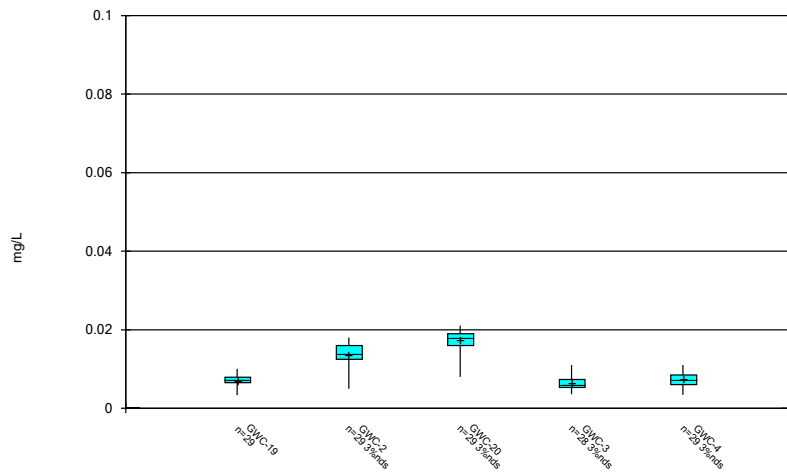
Constituent: Vanadium Analysis Run 5/23/2023 5:00 PM
Plant Scherer Client: Southern Company Data: Scherer Cell 1-CCR

Box & Whiskers Plot



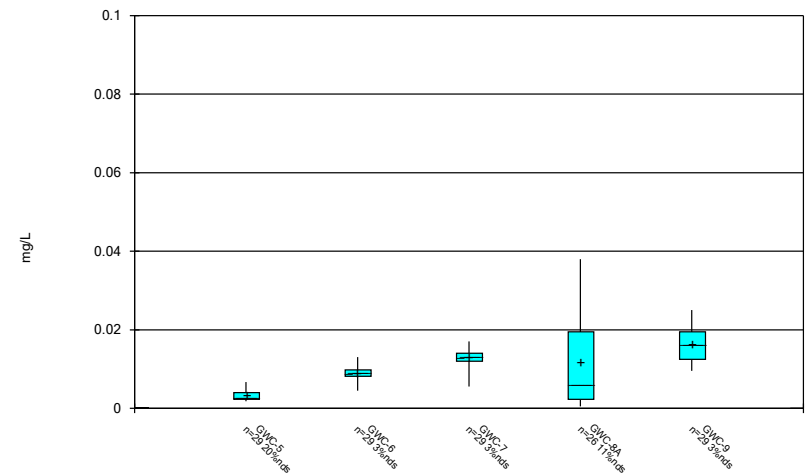
Constituent: Vanadium Analysis Run 5/23/2023 5:00 PM
Plant Scherer Client: Southern Company Data: Scherer Cell 1-CCR

Box & Whiskers Plot



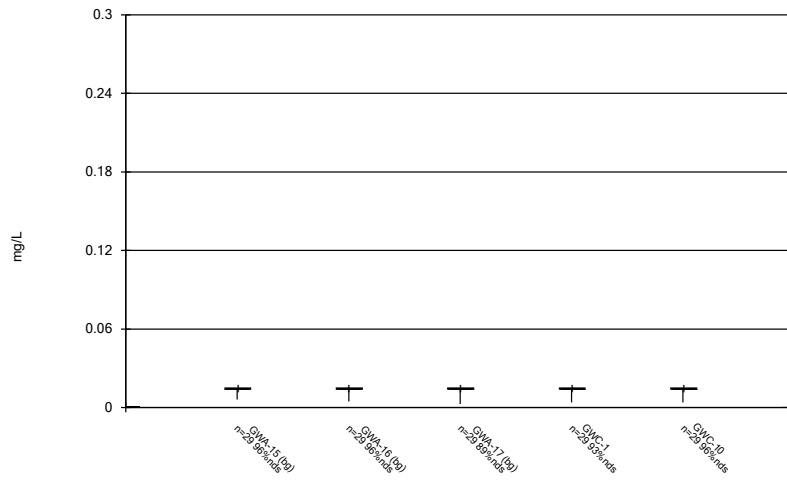
Constituent: Vanadium Analysis Run 5/23/2023 5:00 PM
Plant Scherer Client: Southern Company Data: Scherer Cell 1-CCR

Box & Whiskers Plot



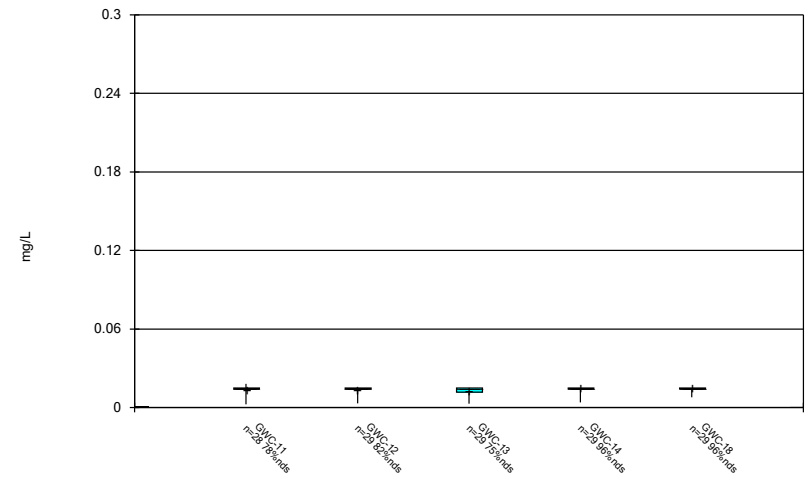
Constituent: Vanadium Analysis Run 5/23/2023 5:00 PM
Plant Scherer Client: Southern Company Data: Scherer Cell 1-CCR

Box & Whiskers Plot



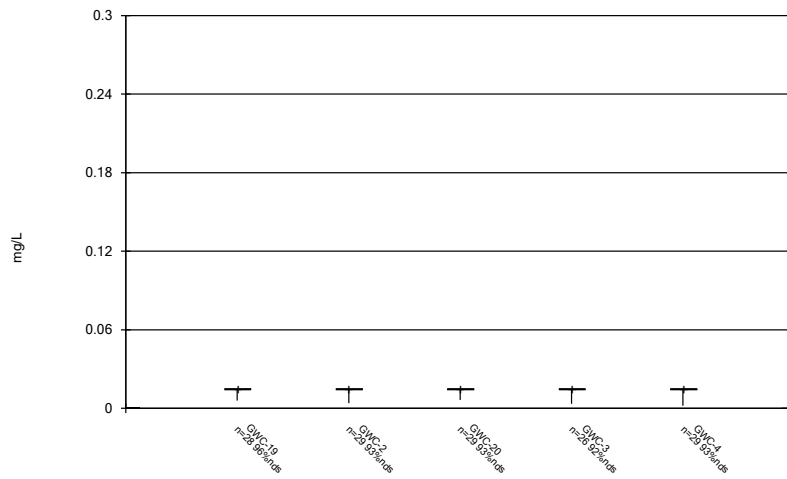
Constituent: Zinc Analysis Run 5/23/2023 5:00 PM
Plant Scherer Client: Southern Company Data: Scherer Cell 1-CCR

Box & Whiskers Plot



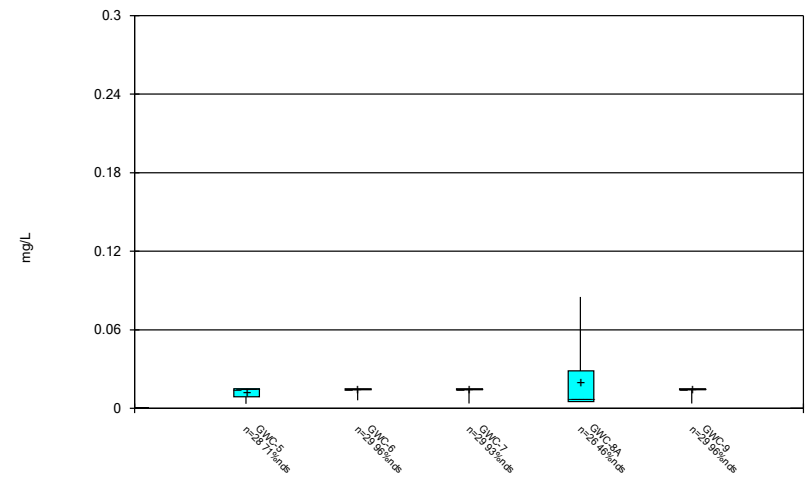
Constituent: Zinc Analysis Run 5/23/2023 5:00 PM
Plant Scherer Client: Southern Company Data: Scherer Cell 1-CCR

Box & Whiskers Plot



Constituent: Zinc Analysis Run 5/23/2023 5:00 PM
Plant Scherer Client: Southern Company Data: Scherer Cell 1-CCR

Box & Whiskers Plot



Constituent: Zinc Analysis Run 5/23/2023 5:00 PM
Plant Scherer Client: Southern Company Data: Scherer Cell 1-CCR

FIGURE C.

Outlier Summary

Plant Scherer Client: Southern Company Data: Scherer Cell 1-CCR Printed 5/17/2023, 1:22 PM

Date	GWC-20 Nickel (mg/L)	GWC-3 Nickel (mg/L)	GWC-5 Nickel (mg/L)	GWC-8A Nickel (mg/L)	GWC-19 pH (S.U.)	GWC-2 pH (S.U.)	GWC-3 pH (S.U.)	GWC-13 Sulfate (mg/L)	GWC-5 Sulfate (mg/L)	GWC-10 Total Dissolved Solids (mg/L)	GWC-11 Total Dissolved Solids (mg/L)
5/11/2010											
6/18/2010											
7/28/2010	0.019 (O)										
9/7/2010	0.0093 (O)										
4/28/2011											
4/29/2011											
4/30/2011				0.008 (O)							
10/28/2011											
5/3/2012											
5/10/2013	0.0081 (O)		0.0093 (O)								
11/13/2014											
5/22/2015											
5/23/2015											
5/24/2015	0.0063 (O)	0.006 (O)									
4/6/2016											
4/19/2016								575 (o)			
6/21/2016									214 (O)	293 (o)	
10/5/2016				5.78 (O)	5.1 (O)						
10/10/2016											
3/20/2018											
3/22/2018											
10/2/2018											
3/18/2020								25 (o)			
4/1/2021					7.32 (o)						

Tukey's Outlier Test - Significant Results

Plant Scherer Client: Southern Company Data: Scherer Cell 1-CCR Printed 5/5/2023, 9:04 AM

Constituent	Well	Outlier	Value(s)	Method	Alpha	N	Mean	Std. Dev.	Distribution	Normality Test
Barium, Total (mg/L)	GWA-16 (bg)	Yes	0.039	NP	NaN	33	0.02561	0.003278	ln(x)	ShapiroWilk
Barium, Total (mg/L)	GWC-19	Yes	0.009,0.028,0.031,0.027,0.03	NP	NaN	33	0.01931	0.004773	ln(x)	ShapiroWilk
Barium, Total (mg/L)	GWC-3	Yes	0.039,0.071	NP	NaN	33	0.01894	0.01065	ln(x)	ShapiroWilk
Cadmium, Total (mg/L)	GWC-8A	Yes	0.000379,0.00037,0.0003	NP	NaN	33	0.002111	0.0007364	normal	ShapiroWilk
Chromium, Total (mg/L)	GWC-11	Yes	0.00405	NP	NaN	33	0.008348	0.001701	sqrt(x)	ShapiroWilk
Chromium, Total (mg/L)	GWC-13	Yes	0.028	NP	NaN	33	0.005567	0.004261	ln(x)	ShapiroWilk
Chromium, Total (mg/L)	GWC-3	Yes	0.028,0.022	NP	NaN	33	0.01005	0.004634	ln(x)	ShapiroWilk
Copper (mg/L)	GWC-4	Yes	0.0033,0.0037,0.0031,0.0032,0.0039,0.0011,0.0011,	NP	NaN	28	0.002189	0.0006811	x^(1/3)	ShapiroWilk
Fluoride (mg/L)	GWC-1	Yes	0.04	NP	NaN	20	0.0806	0.01651	normal	ShapiroWilk
Fluoride (mg/L)	GWC-10	Yes	0.02,0.099	NP	NaN	19	0.07684	0.01658	x^4	ShapiroWilk
Lead, Total (mg/L)	GWC-1	Yes	0.0085,0.00023	NP	NaN	33	0.001745	0.001675	ln(x)	ShapiroWilk
Lead, Total (mg/L)	GWC-11	Yes	0.0032,0.0027,0.0051,0.0037,0.0037,0.0038,0.00014	NP	NaN	33	0.001532	0.001134	x^(1/3)	ShapiroWilk
Lead, Total (mg/L)	GWC-19	Yes	0.00014	NP	NaN	33	0.001574	0.001251	ln(x)	ShapiroWilk
Lead, Total (mg/L)	GWC-20	Yes	0.0056,0.0044	NP	NaN	33	0.001588	0.001184	x^(1/3)	ShapiroWilk
Lead, Total (mg/L)	GWC-3	Yes	0.011,0.0061,0.00014	NP	NaN	33	0.001758	0.002029	ln(x)	ShapiroWilk
Lead, Total (mg/L)	GWC-4	Yes	0.0042,0.0062,0.0043,0.0046,0.00019	NP	NaN	33	0.001642	0.001379	ln(x)	ShapiroWilk
Nickel (mg/L)	GWC-1	Yes	0.0086,0.00065,0.00056,0.00047,0.00073,0.00052,0.	NP	NaN	28	0.001789	0.001421	ln(x)	ShapiroWilk
Nickel (mg/L)	GWC-11	Yes	0.00066,0.0005,0.00065,0.0006,0.0007	NP	NaN	28	0.001533	0.0004832	ln(x)	ShapiroWilk
Nickel (mg/L)	GWC-2	Yes	0.0033	NP	NaN	28	0.001949	0.000359	ln(x)	ShapiroWilk
Nickel (mg/L)	GWC-20	Yes	0.0063,0.00048	NP	NaN	28	0.001749	0.001048	ln(x)	ShapiroWilk
Nickel (mg/L)	GWC-3	Yes	0.019,0.0093,0.0035,0.0081,0.00091,0.0029,0.0013	NP	NaN	28	0.002972	0.003647	ln(x)	ShapiroWilk
Nickel (mg/L)	GWC-4	Yes	0.0036,0.00079,0.00073,0.0012,0.00076,0.00076	NP	NaN	28	0.001676	0.000542	sqrt(x)	ShapiroWilk
Nickel (mg/L)	GWC-5	Yes	0.006,0.00039,0.00042	NP	NaN	28	0.001696	0.001013	ln(x)	ShapiroWilk
Nickel (mg/L)	GWC-6	Yes	0.0034,0.0046,0.0053,0.0047,0.00062,0.0009,0.0008	NP	NaN	28	0.001961	0.001158	ln(x)	ShapiroWilk
pH (S.U.)	GWC-13	Yes	5.6	NP	NaN	23	5.871	0.07914	x^6	ShapiroWilk
pH (S.U.)	GWC-19	Yes	5.78	NP	NaN	24	6.34	0.1369	x^6	ShapiroWilk
pH (S.U.)	GWC-2	Yes	7.32	NP	NaN	22	6.531	0.2567	ln(x)	ShapiroWilk
pH (S.U.)	GWC-3	Yes	5.1	NP	NaN	23	5.918	0.204	x^6	ShapiroWilk
Sulfate (mg/L)	GWC-13	Yes	0.646,0.57,25	NP	NaN	19	2.248	5.513	ln(x)	ShapiroWilk
Total Dissolved Solids (mg/L)	GWC-11	Yes	293	NP	NaN	19	110.3	47.29	ln(x)	ShapiroWilk
Vanadium (mg/L)	GWC-13	Yes	0.0039,0.004,0.0032,0.0041,0.0062,0.001,0.0011,0.	NP	NaN	28	0.001932	0.001232	ln(x)	ShapiroWilk
Vanadium (mg/L)	GWC-14	Yes	0.0026,0.0024,0.0034,0.0062,0.0017	NP	NaN	28	0.001418	0.001106	ln(x)	ShapiroWilk

Tukey's Outlier Test - All Results

Plant Scherer Client: Southern Company Data: Scherer Cell 1-CCR Printed 5/5/2023, 9:05 AM

Constituent	Well	Outlier	Value(s)	Method	Alpha	N	Mean	Std. Dev.	Distribution	Normality Test
Antimony, Total (mg/L)	GWA-15 (bg)	n/a	n/a	NP	NaN	33	0.002	0	unknown	ShapiroWilk
Antimony, Total (mg/L)	GWA-16 (bg)	n/a	n/a	NP	NaN	33	0.00197	0.0001741	unknown	ShapiroWilk
Antimony, Total (mg/L)	GWA-17 (bg)	n/a	n/a	NP	NaN	33	0.002	0	unknown	ShapiroWilk
Antimony, Total (mg/L)	GWC-1	n/a	n/a	NP	NaN	33	0.002	0	unknown	ShapiroWilk
Antimony, Total (mg/L)	GWC-10	n/a	n/a	NP	NaN	33	0.002	0	unknown	ShapiroWilk
Antimony, Total (mg/L)	GWC-11	n/a	n/a	NP	NaN	33	0.002	0	unknown	ShapiroWilk
Antimony, Total (mg/L)	GWC-12	n/a	n/a	NP	NaN	33	0.001959	0.0002357	unknown	ShapiroWilk
Antimony, Total (mg/L)	GWC-13	n/a	n/a	NP	NaN	33	0.002	0	unknown	ShapiroWilk
Antimony, Total (mg/L)	GWC-14	n/a	n/a	NP	NaN	33	0.002	0	unknown	ShapiroWilk
Antimony, Total (mg/L)	GWC-18	n/a	n/a	NP	NaN	33	0.001896	0.0004164	unknown	ShapiroWilk
Antimony, Total (mg/L)	GWC-19	n/a	n/a	NP	NaN	33	0.001944	0.0003238	unknown	ShapiroWilk
Antimony, Total (mg/L)	GWC-2	n/a	n/a	NP	NaN	33	0.001931	0.0002973	unknown	ShapiroWilk
Antimony, Total (mg/L)	GWC-20	n/a	n/a	NP	NaN	33	0.002	0	unknown	ShapiroWilk
Antimony, Total (mg/L)	GWC-3	n/a	n/a	NP	NaN	33	0.001945	0.0003133	unknown	ShapiroWilk
Antimony, Total (mg/L)	GWC-4	n/a	n/a	NP	NaN	33	0.001957	0.0002472	unknown	ShapiroWilk
Antimony, Total (mg/L)	GWC-5	n/a	n/a	NP	NaN	33	0.002	0	unknown	ShapiroWilk
Antimony, Total (mg/L)	GWC-6	n/a	n/a	NP	NaN	33	0.002	0	unknown	ShapiroWilk
Antimony, Total (mg/L)	GWC-7	n/a	n/a	NP	NaN	33	0.001945	0.0003133	unknown	ShapiroWilk
Antimony, Total (mg/L)	GWC-8A	n/a	n/a	NP	NaN	33	0.002	0	unknown	ShapiroWilk
Antimony, Total (mg/L)	GWC-9	n/a	n/a	NP	NaN	33	0.002	0	unknown	ShapiroWilk
Arsenic, Total (mg/L)	GWA-15 (bg)	n/a	n/a	NP	NaN	33	0.0009794	0.0001184	unknown	ShapiroWilk
Arsenic, Total (mg/L)	GWA-16 (bg)	n/a	n/a	NP	NaN	33	0.0009845	0.00008878	unknown	ShapiroWilk
Arsenic, Total (mg/L)	GWA-17 (bg)	n/a	n/a	NP	NaN	33	0.0009906	0.00005396	unknown	ShapiroWilk
Arsenic, Total (mg/L)	GWC-1	n/a	n/a	NP	NaN	33	0.0009448	0.0001997	unknown	ShapiroWilk
Arsenic, Total (mg/L)	GWC-10	n/a	n/a	NP	NaN	33	0.0009864	0.00007833	unknown	ShapiroWilk
Arsenic, Total (mg/L)	GWC-11	n/a	n/a	NP	NaN	33	0.0009833	0.00009574	unknown	ShapiroWilk
Arsenic, Total (mg/L)	GWC-12	n/a	n/a	NP	NaN	33	0.0009812	0.0001079	unknown	ShapiroWilk
Arsenic, Total (mg/L)	GWC-13	n/a	n/a	NP	NaN	33	0.0009824	0.000101	unknown	ShapiroWilk
Arsenic, Total (mg/L)	GWC-14	n/a	n/a	NP	NaN	33	0.0009833	0.00009574	unknown	ShapiroWilk
Arsenic, Total (mg/L)	GWC-18	n/a	n/a	NP	NaN	33	0.0009827	0.00009922	unknown	ShapiroWilk
Arsenic, Total (mg/L)	GWC-19	n/a	n/a	NP	NaN	33	0.0009712	0.0001652	unknown	ShapiroWilk
Arsenic, Total (mg/L)	GWC-2	n/a	n/a	NP	NaN	33	0.0009526	0.0001939	unknown	ShapiroWilk
Arsenic, Total (mg/L)	GWC-20	n/a	n/a	NP	NaN	33	0.0009647	0.0001679	unknown	ShapiroWilk
Arsenic, Total (mg/L)	GWC-3	n/a	n/a	NP	NaN	33	0.0009618	0.0001422	unknown	ShapiroWilk
Arsenic, Total (mg/L)	GWC-4	n/a	n/a	NP	NaN	33	0.0009794	0.0001184	unknown	ShapiroWilk
Arsenic, Total (mg/L)	GWC-5	n/a	n/a	NP	NaN	33	0.0009588	0.0001436	unknown	ShapiroWilk
Arsenic, Total (mg/L)	GWC-6	n/a	n/a	NP	NaN	33	0.0009537	0.00019	unknown	ShapiroWilk
Arsenic, Total (mg/L)	GWC-7	n/a	n/a	NP	NaN	33	0.0009812	0.0001079	unknown	ShapiroWilk
Arsenic, Total (mg/L)	GWC-8A	No	n/a	NP	NaN	33	0.000643	0.0002917	ln(x)	ShapiroWilk
Arsenic, Total (mg/L)	GWC-9	n/a	n/a	NP	NaN	33	0.0009558	0.0001457	unknown	ShapiroWilk
Barium, Total (mg/L)	GWA-15 (bg)	No	n/a	NP	NaN	33	0.009948	0.001364	x^3	ShapiroWilk
Barium, Total (mg/L)	GWA-16 (bg)	Yes	0.039	NP	NaN	33	0.02561	0.003278	ln(x)	ShapiroWilk
Barium, Total (mg/L)	GWA-17 (bg)	No	n/a	NP	NaN	33	0.03273	0.006966	sqrt(x)	ShapiroWilk
Barium, Total (mg/L)	GWC-1	No	n/a	NP	NaN	33	0.04671	0.004181	ln(x)	ShapiroWilk
Barium, Total (mg/L)	GWC-10	No	n/a	NP	NaN	33	0.02656	0.005552	normal	ShapiroWilk
Barium, Total (mg/L)	GWC-11	No	n/a	NP	NaN	33	0.01612	0.002459	x^4	ShapiroWilk
Barium, Total (mg/L)	GWC-12	No	n/a	NP	NaN	33	0.01563	0.002457	x^4	ShapiroWilk
Barium, Total (mg/L)	GWC-13	No	n/a	NP	NaN	33	0.03202	0.006595	ln(x)	ShapiroWilk
Barium, Total (mg/L)	GWC-14	No	n/a	NP	NaN	33	0.009274	0.001484	x^3	ShapiroWilk
Barium, Total (mg/L)	GWC-18	No	n/a	NP	NaN	33	0.0347	0.004082	x^4	ShapiroWilk
Barium, Total (mg/L)	GWC-19	Yes	0.009,0.028,0.031,0.027,0.03	NP	NaN	33	0.01931	0.004773	ln(x)	ShapiroWilk
Barium, Total (mg/L)	GWC-2	No	n/a	NP	NaN	33	0.04542	0.003703	x^2	ShapiroWilk
Barium, Total (mg/L)	GWC-20	No	n/a	NP	NaN	33	0.02997	0.003441	x^4	ShapiroWilk
Barium, Total (mg/L)	GWC-3	Yes	0.039,0.071	NP	NaN	33	0.01894	0.01065	ln(x)	ShapiroWilk
Barium, Total (mg/L)	GWC-4	No	n/a	NP	NaN	35	0.04116	0.008723	ln(x)	ShapiroWilk

Tukey's Outlier Test - All Results

Plant Scherer Client: Southern Company Data: Scherer Cell 1-CCR Printed 5/5/2023, 9:05 AM

Constituent	Well	Outlier	Value(s)	Method	Alpha	N	Mean	Std. Dev.	Distribution	Normality Test
Barium, Total (mg/L)	GWC-5	No	n/a	NP	NaN	33	0.04188	0.02661	ln(x)	ShapiroWilk
Barium, Total (mg/L)	GWC-6	No	n/a	NP	NaN	33	0.05402	0.004555	ln(x)	ShapiroWilk
Barium, Total (mg/L)	GWC-7	No	n/a	NP	NaN	33	0.03266	0.003902	ln(x)	ShapiroWilk
Barium, Total (mg/L)	GWC-8A	No	n/a	NP	NaN	33	0.04353	0.02374	ln(x)	ShapiroWilk
Barium, Total (mg/L)	GWC-9	No	n/a	NP	NaN	33	0.02311	0.005916	x^(1/3)	ShapiroWilk
Beryllium, Total (mg/L)	GWA-15 (bg)	n/a	n/a	NP	NaN	33	0.0025	0	unknown	ShapiroWilk
Beryllium, Total (mg/L)	GWA-16 (bg)	n/a	n/a	NP	NaN	33	0.0025	0	unknown	ShapiroWilk
Beryllium, Total (mg/L)	GWA-17 (bg)	n/a	n/a	NP	NaN	33	0.002488	0.00006963	unknown	ShapiroWilk
Beryllium, Total (mg/L)	GWC-1	n/a	n/a	NP	NaN	33	0.0025	0	unknown	ShapiroWilk
Beryllium, Total (mg/L)	GWC-10	n/a	n/a	NP	NaN	33	0.0025	0	unknown	ShapiroWilk
Beryllium, Total (mg/L)	GWC-11	n/a	n/a	NP	NaN	33	0.0025	0	unknown	ShapiroWilk
Beryllium, Total (mg/L)	GWC-12	n/a	n/a	NP	NaN	33	0.0025	0	unknown	ShapiroWilk
Beryllium, Total (mg/L)	GWC-13	n/a	n/a	NP	NaN	33	0.0025	0	unknown	ShapiroWilk
Beryllium, Total (mg/L)	GWC-14	n/a	n/a	NP	NaN	33	0.0025	0	unknown	ShapiroWilk
Beryllium, Total (mg/L)	GWC-18	n/a	n/a	NP	NaN	33	0.0025	0	unknown	ShapiroWilk
Beryllium, Total (mg/L)	GWC-19	n/a	n/a	NP	NaN	33	0.0025	0	unknown	ShapiroWilk
Beryllium, Total (mg/L)	GWC-2	n/a	n/a	NP	NaN	33	0.0025	0	unknown	ShapiroWilk
Beryllium, Total (mg/L)	GWC-20	n/a	n/a	NP	NaN	33	0.0025	0	unknown	ShapiroWilk
Beryllium, Total (mg/L)	GWC-3	n/a	n/a	NP	NaN	33	0.0025	0	unknown	ShapiroWilk
Beryllium, Total (mg/L)	GWC-4	n/a	n/a	NP	NaN	33	0.0025	0	unknown	ShapiroWilk
Beryllium, Total (mg/L)	GWC-5	n/a	n/a	NP	NaN	33	0.002431	0.0003969	unknown	ShapiroWilk
Beryllium, Total (mg/L)	GWC-6	n/a	n/a	NP	NaN	33	0.0025	0	unknown	ShapiroWilk
Beryllium, Total (mg/L)	GWC-7	n/a	n/a	NP	NaN	33	0.00243	0.0004039	unknown	ShapiroWilk
Beryllium, Total (mg/L)	GWC-8A	n/a	n/a	NP	NaN	33	0.002436	0.000369	unknown	ShapiroWilk
Beryllium, Total (mg/L)	GWC-9	n/a	n/a	NP	NaN	33	0.0025	0	unknown	ShapiroWilk
Boron (mg/L)	GWA-15 (bg)	n/a	n/a	NP	NaN	19	0.08	0	unknown	ShapiroWilk
Boron (mg/L)	GWA-16 (bg)	n/a	n/a	NP	NaN	19	0.08	0	unknown	ShapiroWilk
Boron (mg/L)	GWA-17 (bg)	n/a	n/a	NP	NaN	19	0.07594	0.01771	unknown	ShapiroWilk
Boron (mg/L)	GWC-1	n/a	n/a	NP	NaN	19	0.07858	0.006194	unknown	ShapiroWilk
Boron (mg/L)	GWC-10	n/a	n/a	NP	NaN	20	0.0824	0.007639	unknown	ShapiroWilk
Boron (mg/L)	GWC-11	n/a	n/a	NP	NaN	19	0.08	0	unknown	ShapiroWilk
Boron (mg/L)	GWC-12	n/a	n/a	NP	NaN	19	0.08	0	unknown	ShapiroWilk
Boron (mg/L)	GWC-13	n/a	n/a	NP	NaN	19	0.07874	0.005506	unknown	ShapiroWilk
Boron (mg/L)	GWC-14	n/a	n/a	NP	NaN	19	0.08	0	unknown	ShapiroWilk
Boron (mg/L)	GWC-18	n/a	n/a	NP	NaN	19	0.08	0	unknown	ShapiroWilk
Boron (mg/L)	GWC-19	n/a	n/a	NP	NaN	19	0.08	0	unknown	ShapiroWilk
Boron (mg/L)	GWC-2	n/a	n/a	NP	NaN	19	0.08	0	unknown	ShapiroWilk
Boron (mg/L)	GWC-20	n/a	n/a	NP	NaN	20	0.082	0.008944	unknown	ShapiroWilk
Boron (mg/L)	GWC-3	n/a	n/a	NP	NaN	19	0.07989	0.0004588	unknown	ShapiroWilk
Boron (mg/L)	GWC-4	n/a	n/a	NP	NaN	19	0.08	0	unknown	ShapiroWilk
Boron (mg/L)	GWC-5	No	n/a	NP	NaN	19	0.3115	0.1156	normal	ShapiroWilk
Boron (mg/L)	GWC-6	n/a	n/a	NP	NaN	19	0.07679	0.009936	unknown	ShapiroWilk
Boron (mg/L)	GWC-7	n/a	n/a	NP	NaN	19	0.07874	0.005506	unknown	ShapiroWilk
Boron (mg/L)	GWC-8A	No	n/a	NP	NaN	18	0.1836	0.04898	normal	ShapiroWilk
Boron (mg/L)	GWC-9	No	n/a	NP	NaN	19	0.08772	0.01951	x^(1/3)	ShapiroWilk
Cadmium, Total (mg/L)	GWA-15 (bg)	n/a	n/a	NP	NaN	33	0.0025	0	unknown	ShapiroWilk
Cadmium, Total (mg/L)	GWA-16 (bg)	n/a	n/a	NP	NaN	33	0.0025	0	unknown	ShapiroWilk
Cadmium, Total (mg/L)	GWA-17 (bg)	n/a	n/a	NP	NaN	33	0.002428	0.0004126	unknown	ShapiroWilk
Cadmium, Total (mg/L)	GWC-1	n/a	n/a	NP	NaN	33	0.0025	0	unknown	ShapiroWilk
Cadmium, Total (mg/L)	GWC-10	n/a	n/a	NP	NaN	33	0.0025	0	unknown	ShapiroWilk
Cadmium, Total (mg/L)	GWC-11	n/a	n/a	NP	NaN	33	0.002455	0.0002611	unknown	ShapiroWilk
Cadmium, Total (mg/L)	GWC-12	n/a	n/a	NP	NaN	33	0.0025	0	unknown	ShapiroWilk
Cadmium, Total (mg/L)	GWC-13	n/a	n/a	NP	NaN	33	0.0025	0	unknown	ShapiroWilk
Cadmium, Total (mg/L)	GWC-14	n/a	n/a	NP	NaN	33	0.0025	0	unknown	ShapiroWilk
Cadmium, Total (mg/L)	GWC-18	n/a	n/a	NP	NaN	33	0.0025	0	unknown	ShapiroWilk

Tukey's Outlier Test - All Results

Plant Scherer Client: Southern Company Data: Scherer Cell 1-CCR Printed 5/5/2023, 9:05 AM

Constituent	Well	Outlier	Value(s)	Method	Alpha	N	Mean	Std. Dev.	Distribution	Normality Test
Cadmium, Total (mg/L)	GWC-19	n/a	n/a	NP	NaN	33	0.0025	0	unknown	ShapiroWilk
Cadmium, Total (mg/L)	GWC-2	n/a	n/a	NP	NaN	33	0.002436	0.000369	unknown	ShapiroWilk
Cadmium, Total (mg/L)	GWC-20	n/a	n/a	NP	NaN	33	0.0025	0	unknown	ShapiroWilk
Cadmium, Total (mg/L)	GWC-3	n/a	n/a	NP	NaN	33	0.0025	0	unknown	ShapiroWilk
Cadmium, Total (mg/L)	GWC-4	n/a	n/a	NP	NaN	33	0.0025	0	unknown	ShapiroWilk
Cadmium, Total (mg/L)	GWC-5	n/a	n/a	NP	NaN	33	0.0025	0	unknown	ShapiroWilk
Cadmium, Total (mg/L)	GWC-6	n/a	n/a	NP	NaN	33	0.0025	0	unknown	ShapiroWilk
Cadmium, Total (mg/L)	GWC-7	n/a	n/a	NP	NaN	33	0.0025	0	unknown	ShapiroWilk
Cadmium, Total (mg/L)	GWC-8A	Yes	0.000379,0.00037,0.0003	NP	NaN	33	0.002111	0.0007364	normal	ShapiroWilk
Cadmium, Total (mg/L)	GWC-9	n/a	n/a	NP	NaN	33	0.0025	0	unknown	ShapiroWilk
Calcium (mg/L)	GWA-15 (bg)	No	n/a	NP	NaN	19	4.201	0.4735	ln(x)	ShapiroWilk
Calcium (mg/L)	GWA-16 (bg)	No	n/a	NP	NaN	19	11.57	1.07	ln(x)	ShapiroWilk
Calcium (mg/L)	GWA-17 (bg)	No	n/a	NP	NaN	19	6.878	0.9026	normal	ShapiroWilk
Calcium (mg/L)	GWC-1	No	n/a	NP	NaN	19	17.15	1.234	ln(x)	ShapiroWilk
Calcium (mg/L)	GWC-10	No	n/a	NP	NaN	19	17.16	1.845	ln(x)	ShapiroWilk
Calcium (mg/L)	GWC-11	No	n/a	NP	NaN	19	12.76	0.8783	x^(1/3)	ShapiroWilk
Calcium (mg/L)	GWC-12	No	n/a	NP	NaN	19	1.091	0.1675	ln(x)	ShapiroWilk
Calcium (mg/L)	GWC-13	No	n/a	NP	NaN	19	6.613	0.8804	ln(x)	ShapiroWilk
Calcium (mg/L)	GWC-14	No	n/a	NP	NaN	19	6.478	0.4694	x^2	ShapiroWilk
Calcium (mg/L)	GWC-18	No	n/a	NP	NaN	19	10.32	0.6526	ln(x)	ShapiroWilk
Calcium (mg/L)	GWC-19	No	n/a	NP	NaN	20	12.8	2.911	ln(x)	ShapiroWilk
Calcium (mg/L)	GWC-2	No	n/a	NP	NaN	19	17.25	1.158	x^(1/3)	ShapiroWilk
Calcium (mg/L)	GWC-20	No	n/a	NP	NaN	19	13.55	0.9559	x^2	ShapiroWilk
Calcium (mg/L)	GWC-3	No	n/a	NP	NaN	19	7.627	1.286	sqrt(x)	ShapiroWilk
Calcium (mg/L)	GWC-4	No	n/a	NP	NaN	20	13.35	2.39	ln(x)	ShapiroWilk
Calcium (mg/L)	GWC-5	No	n/a	NP	NaN	19	93.05	47.82	sqrt(x)	ShapiroWilk
Calcium (mg/L)	GWC-6	No	n/a	NP	NaN	19	17.54	1.569	x^4	ShapiroWilk
Calcium (mg/L)	GWC-7	No	n/a	NP	NaN	19	14.2	0.9214	ln(x)	ShapiroWilk
Calcium (mg/L)	GWC-8A	No	n/a	NP	NaN	18	35.39	13.31	x^(1/3)	ShapiroWilk
Calcium (mg/L)	GWC-9	No	n/a	NP	NaN	20	17.24	1.337	ln(x)	ShapiroWilk
Chloride (mg/L)	GWA-15 (bg)	No	n/a	NP	NaN	19	5.744	0.6957	ln(x)	ShapiroWilk
Chloride (mg/L)	GWA-16 (bg)	No	n/a	NP	NaN	19	1.657	0.1569	ln(x)	ShapiroWilk
Chloride (mg/L)	GWA-17 (bg)	No	n/a	NP	NaN	19	1.536	0.1945	ln(x)	ShapiroWilk
Chloride (mg/L)	GWC-1	No	n/a	NP	NaN	19	3.864	0.3318	x^5	ShapiroWilk
Chloride (mg/L)	GWC-10	No	n/a	NP	NaN	19	2.918	1.007	ln(x)	ShapiroWilk
Chloride (mg/L)	GWC-11	No	n/a	NP	NaN	19	1.778	0.1181	x^3	ShapiroWilk
Chloride (mg/L)	GWC-12	No	n/a	NP	NaN	19	1.774	0.1485	ln(x)	ShapiroWilk
Chloride (mg/L)	GWC-13	No	n/a	NP	NaN	19	1.559	0.1557	ln(x)	ShapiroWilk
Chloride (mg/L)	GWC-14	No	n/a	NP	NaN	19	3.022	0.3219	ln(x)	ShapiroWilk
Chloride (mg/L)	GWC-18	No	n/a	NP	NaN	19	2.575	0.1785	ln(x)	ShapiroWilk
Chloride (mg/L)	GWC-19	No	n/a	NP	NaN	19	1.955	0.3856	ln(x)	ShapiroWilk
Chloride (mg/L)	GWC-2	No	n/a	NP	NaN	19	2.165	0.2156	normal	ShapiroWilk
Chloride (mg/L)	GWC-20	No	n/a	NP	NaN	19	1.917	0.372	x^6	ShapiroWilk
Chloride (mg/L)	GWC-3	No	n/a	NP	NaN	19	3.144	0.3088	x^4	ShapiroWilk
Chloride (mg/L)	GWC-4	No	n/a	NP	NaN	19	8.083	3.363	normal	ShapiroWilk
Chloride (mg/L)	GWC-5	No	n/a	NP	NaN	19	54.77	33.92	normal	ShapiroWilk
Chloride (mg/L)	GWC-6	No	n/a	NP	NaN	18	6.078	0.9867	x^3	ShapiroWilk
Chloride (mg/L)	GWC-7	No	n/a	NP	NaN	19	2.041	0.511	ln(x)	ShapiroWilk
Chloride (mg/L)	GWC-8A	No	n/a	NP	NaN	18	7.717	1.157	ln(x)	ShapiroWilk
Chloride (mg/L)	GWC-9	No	n/a	NP	NaN	19	3.639	0.3861	ln(x)	ShapiroWilk
Chromium, Total (mg/L)	GWA-15 (bg)	n/a	n/a	NP	NaN	33	0.002058	0.0002818	unknown	ShapiroWilk
Chromium, Total (mg/L)	GWA-16 (bg)	No	n/a	NP	NaN	33	0.004866	0.001012	normal	ShapiroWilk
Chromium, Total (mg/L)	GWA-17 (bg)	No	n/a	NP	NaN	33	0.007027	0.001753	normal	ShapiroWilk
Chromium, Total (mg/L)	GWC-1	No	n/a	NP	NaN	33	0.01201	0.002977	x^2	ShapiroWilk
Chromium, Total (mg/L)	GWC-10	No	n/a	NP	NaN	33	0.01519	0.003713	x^2	ShapiroWilk

Tukey's Outlier Test - All Results

Plant Scherer Client: Southern Company Data: Scherer Cell 1-CCR Printed 5/5/2023, 9:05 AM

Constituent	Well	Outlier	Value(s)	Method	Alpha	N	Mean	Std. Dev.	Distribution	Normality Test
Chromium, Total (mg/L)	GWC-11	Yes	0.00405	NP	NaN	33	0.008348	0.001701	sqrt(x)	ShapiroWilk
Chromium, Total (mg/L)	GWC-12	No	n/a	NP	NaN	33	0.001918	0.0005009	ln(x)	ShapiroWilk
Chromium, Total (mg/L)	GWC-13	Yes	0.028	NP	NaN	33	0.005567	0.004261	ln(x)	ShapiroWilk
Chromium, Total (mg/L)	GWC-14	n/a	n/a	NP	NaN	33	0.002061	0.0004886	unknown	ShapiroWilk
Chromium, Total (mg/L)	GWC-18	No	n/a	NP	NaN	33	0.01436	0.001835	ln(x)	ShapiroWilk
Chromium, Total (mg/L)	GWC-19	No	n/a	NP	NaN	33	0.009335	0.002745	normal	ShapiroWilk
Chromium, Total (mg/L)	GWC-2	No	n/a	NP	NaN	33	0.009606	0.002013	x^2	ShapiroWilk
Chromium, Total (mg/L)	GWC-20	No	n/a	NP	NaN	33	0.008735	0.002253	sqrt(x)	ShapiroWilk
Chromium, Total (mg/L)	GWC-3	Yes	0.028,0.022	NP	NaN	33	0.01005	0.004634	ln(x)	ShapiroWilk
Chromium, Total (mg/L)	GWC-4	No	n/a	NP	NaN	33	0.005836	0.001766	ln(x)	ShapiroWilk
Chromium, Total (mg/L)	GWC-5	No	n/a	NP	NaN	33	0.004557	0.002077	ln(x)	ShapiroWilk
Chromium, Total (mg/L)	GWC-6	No	n/a	NP	NaN	33	0.005168	0.001552	ln(x)	ShapiroWilk
Chromium, Total (mg/L)	GWC-7	No	n/a	NP	NaN	33	0.009974	0.002166	ln(x)	ShapiroWilk
Chromium, Total (mg/L)	GWC-8A	No	n/a	NP	NaN	33	0.007385	0.008065	ln(x)	ShapiroWilk
Chromium, Total (mg/L)	GWC-9	No	n/a	NP	NaN	33	0.007481	0.002241	normal	ShapiroWilk
Cobalt, Total (mg/L)	GWA-15 (bg)	No	n/a	NP	NaN	33	0.001916	0.0007309	normal	ShapiroWilk
Cobalt, Total (mg/L)	GWA-16 (bg)	n/a	n/a	NP	NaN	33	0.002237	0.0007733	unknown	ShapiroWilk
Cobalt, Total (mg/L)	GWA-17 (bg)	n/a	n/a	NP	NaN	33	0.002297	0.000655	unknown	ShapiroWilk
Cobalt, Total (mg/L)	GWC-1	n/a	n/a	NP	NaN	33	0.002361	0.000555	unknown	ShapiroWilk
Cobalt, Total (mg/L)	GWC-10	n/a	n/a	NP	NaN	33	0.0025	0	unknown	ShapiroWilk
Cobalt, Total (mg/L)	GWC-11	n/a	n/a	NP	NaN	33	0.002434	0.0003777	unknown	ShapiroWilk
Cobalt, Total (mg/L)	GWC-12	n/a	n/a	NP	NaN	33	0.0003912	0.00006552	unknown	ShapiroWilk
Cobalt, Total (mg/L)	GWC-13	n/a	n/a	NP	NaN	33	0.0025	0	unknown	ShapiroWilk
Cobalt, Total (mg/L)	GWC-14	n/a	n/a	NP	NaN	33	0.0025	0	unknown	ShapiroWilk
Cobalt, Total (mg/L)	GWC-18	n/a	n/a	NP	NaN	33	0.002241	0.0007832	unknown	ShapiroWilk
Cobalt, Total (mg/L)	GWC-19	n/a	n/a	NP	NaN	33	0.002359	0.0005634	unknown	ShapiroWilk
Cobalt, Total (mg/L)	GWC-2	n/a	n/a	NP	NaN	33	0.002359	0.0005634	unknown	ShapiroWilk
Cobalt, Total (mg/L)	GWC-20	n/a	n/a	NP	NaN	33	0.00216	0.0008194	unknown	ShapiroWilk
Cobalt, Total (mg/L)	GWC-3	No	n/a	NP	NaN	33	0.001974	0.001053	x^2	ShapiroWilk
Cobalt, Total (mg/L)	GWC-4	n/a	n/a	NP	NaN	33	0.002124	0.0008198	unknown	ShapiroWilk
Cobalt, Total (mg/L)	GWC-5	n/a	n/a	NP	NaN	33	0.002427	0.000418	unknown	ShapiroWilk
Cobalt, Total (mg/L)	GWC-6	n/a	n/a	NP	NaN	33	0.002281	0.000704	unknown	ShapiroWilk
Cobalt, Total (mg/L)	GWC-7	n/a	n/a	NP	NaN	33	0.002149	0.0008453	unknown	ShapiroWilk
Cobalt, Total (mg/L)	GWC-8A	No	n/a	NP	NaN	33	0.001491	0.001751	ln(x)	ShapiroWilk
Cobalt, Total (mg/L)	GWC-9	n/a	n/a	NP	NaN	33	0.002158	0.000825	unknown	ShapiroWilk
Copper (mg/L)	GWA-15 (bg)	n/a	n/a	NP	NaN	28	0.002	0	unknown	ShapiroWilk
Copper (mg/L)	GWA-16 (bg)	n/a	n/a	NP	NaN	28	0.001918	0.0003043	unknown	ShapiroWilk
Copper (mg/L)	GWA-17 (bg)	n/a	n/a	NP	NaN	28	0.001971	0.0001512	unknown	ShapiroWilk
Copper (mg/L)	GWC-1	n/a	n/a	NP	NaN	28	0.001943	0.0002116	unknown	ShapiroWilk
Copper (mg/L)	GWC-10	n/a	n/a	NP	NaN	28	0.002	0	unknown	ShapiroWilk
Copper (mg/L)	GWC-11	n/a	n/a	NP	NaN	28	0.001957	0.0002471	unknown	ShapiroWilk
Copper (mg/L)	GWC-12	n/a	n/a	NP	NaN	28	0.002	0	unknown	ShapiroWilk
Copper (mg/L)	GWC-13	n/a	n/a	NP	NaN	28	0.002014	0.00007559	unknown	ShapiroWilk
Copper (mg/L)	GWC-14	n/a	n/a	NP	NaN	28	0.002004	0.0000189	unknown	ShapiroWilk
Copper (mg/L)	GWC-18	n/a	n/a	NP	NaN	28	0.001946	0.0003305	unknown	ShapiroWilk
Copper (mg/L)	GWC-19	n/a	n/a	NP	NaN	27	0.002	0	unknown	ShapiroWilk
Copper (mg/L)	GWC-2	n/a	n/a	NP	NaN	28	0.001885	0.0003508	unknown	ShapiroWilk
Copper (mg/L)	GWC-20	n/a	n/a	NP	NaN	27	0.002004	0.00001924	unknown	ShapiroWilk
Copper (mg/L)	GWC-3	n/a	n/a	NP	NaN	28	0.002321	0.002	unknown	ShapiroWilk
Copper (mg/L)	GWC-4	Yes	0.0033,0.0037,0.0031,0.0032,0.0039,0.0011,0.0011,	NP	NaN	28	0.002189	0.0006811	x^(1/3)	ShapiroWilk
Copper (mg/L)	GWC-5	n/a	n/a	NP	NaN	28	0.002	0	unknown	ShapiroWilk
Copper (mg/L)	GWC-6	n/a	n/a	NP	NaN	28	0.002066	0.0004608	unknown	ShapiroWilk
Copper (mg/L)	GWC-7	n/a	n/a	NP	NaN	28	0.002189	0.001187	unknown	ShapiroWilk
Copper (mg/L)	GWC-8A	No	n/a	NP	NaN	28	0.02576	0.04163	ln(x)	ShapiroWilk
Copper (mg/L)	GWC-9	n/a	n/a	NP	NaN	28	0.002064	0.0003498	unknown	ShapiroWilk

Tukey's Outlier Test - All Results

Plant Scherer Client: Southern Company Data: Scherer Cell 1-CCR Printed 5/5/2023, 9:05 AM

Constituent	Well	Outlier	Value(s)	Method	Alpha	N	Mean	Std. Dev.	Distribution	Normality Test
Fluoride (mg/L)	GWA-15 (bg)	n/a	n/a	NP	NaN	19	0.08647	0.02761	unknown	ShapiroWilk
Fluoride (mg/L)	GWA-16 (bg)	No	n/a	NP	NaN	19	0.06537	0.02008	ln(x)	ShapiroWilk
Fluoride (mg/L)	GWA-17 (bg)	No	n/a	NP	NaN	19	0.06732	0.01908	ln(x)	ShapiroWilk
Fluoride (mg/L)	GWC-1	Yes	0.04	NP	NaN	20	0.0806	0.01651	normal	ShapiroWilk
Fluoride (mg/L)	GWC-10	Yes	0.02,0.099	NP	NaN	19	0.07684	0.01658	x^4	ShapiroWilk
Fluoride (mg/L)	GWC-11	No	n/a	NP	NaN	19	0.07689	0.02597	ln(x)	ShapiroWilk
Fluoride (mg/L)	GWC-12	No	n/a	NP	NaN	19	0.07768	0.03437	x^(1/3)	ShapiroWilk
Fluoride (mg/L)	GWC-13	No	n/a	NP	NaN	19	0.07605	0.02956	ln(x)	ShapiroWilk
Fluoride (mg/L)	GWC-14	No	n/a	NP	NaN	19	0.08353	0.02649	sqrt(x)	ShapiroWilk
Fluoride (mg/L)	GWC-18	No	n/a	NP	NaN	19	0.07774	0.02733	ln(x)	ShapiroWilk
Fluoride (mg/L)	GWC-19	No	n/a	NP	NaN	19	0.07353	0.03232	ln(x)	ShapiroWilk
Fluoride (mg/L)	GWC-2	No	n/a	NP	NaN	19	0.06658	0.01814	ln(x)	ShapiroWilk
Fluoride (mg/L)	GWC-20	No	n/a	NP	NaN	19	0.08053	0.02654	ln(x)	ShapiroWilk
Fluoride (mg/L)	GWC-3	No	n/a	NP	NaN	19	0.07226	0.01651	x^4	ShapiroWilk
Fluoride (mg/L)	GWC-4	No	n/a	NP	NaN	19	0.09737	0.02524	x^2	ShapiroWilk
Fluoride (mg/L)	GWC-5	No	n/a	NP	NaN	20	0.0663	0.03167	ln(x)	ShapiroWilk
Fluoride (mg/L)	GWC-6	No	n/a	NP	NaN	19	0.07247	0.01524	x^2	ShapiroWilk
Fluoride (mg/L)	GWC-7	No	n/a	NP	NaN	19	0.08395	0.02348	x^2	ShapiroWilk
Fluoride (mg/L)	GWC-8A	No	n/a	NP	NaN	18	0.09939	0.04279	sqrt(x)	ShapiroWilk
Fluoride (mg/L)	GWC-9	No	n/a	NP	NaN	19	0.07716	0.01452	x^3	ShapiroWilk
Lead, Total (mg/L)	GWA-15 (bg)	n/a	n/a	NP	NaN	33	0.001	0	unknown	ShapiroWilk
Lead, Total (mg/L)	GWA-16 (bg)	No	n/a	NP	NaN	33	0.001578	0.001125	x^(1/3)	ShapiroWilk
Lead, Total (mg/L)	GWA-17 (bg)	n/a	n/a	NP	NaN	33	0.001276	0.0007093	unknown	ShapiroWilk
Lead, Total (mg/L)	GWC-1	Yes	0.0085,0.00023	NP	NaN	33	0.001745	0.001675	ln(x)	ShapiroWilk
Lead, Total (mg/L)	GWC-10	No	n/a	NP	NaN	33	0.001648	0.001346	ln(x)	ShapiroWilk
Lead, Total (mg/L)	GWC-11	Yes	0.0032,0.0027,0.0051,0.0037,0.0037,0.0038,0.00014	NP	NaN	33	0.001532	0.001134	x^(1/3)	ShapiroWilk
Lead, Total (mg/L)	GWC-12	n/a	n/a	NP	NaN	33	0.001	0	unknown	ShapiroWilk
Lead, Total (mg/L)	GWC-13	n/a	n/a	NP	NaN	33	0.0011	0.0004934	unknown	ShapiroWilk
Lead, Total (mg/L)	GWC-14	n/a	n/a	NP	NaN	33	0.001097	0.0003909	unknown	ShapiroWilk
Lead, Total (mg/L)	GWC-18	n/a	n/a	NP	NaN	33	0.001421	0.000942	unknown	ShapiroWilk
Lead, Total (mg/L)	GWC-19	Yes	0.00014	NP	NaN	33	0.001574	0.001251	ln(x)	ShapiroWilk
Lead, Total (mg/L)	GWC-2	No	n/a	NP	NaN	33	0.001698	0.001368	x^(1/3)	ShapiroWilk
Lead, Total (mg/L)	GWC-20	Yes	0.0056,0.0044	NP	NaN	33	0.001588	0.001184	x^(1/3)	ShapiroWilk
Lead, Total (mg/L)	GWC-3	Yes	0.011,0.0061,0.00014	NP	NaN	33	0.001758	0.002029	ln(x)	ShapiroWilk
Lead, Total (mg/L)	GWC-4	Yes	0.0042,0.0062,0.0043,0.0046,0.00019	NP	NaN	33	0.001642	0.001379	ln(x)	ShapiroWilk
Lead, Total (mg/L)	GWC-5	n/a	n/a	NP	NaN	33	0.001761	0.001968	unknown	ShapiroWilk
Lead, Total (mg/L)	GWC-6	n/a	n/a	NP	NaN	33	0.001715	0.001519	unknown	ShapiroWilk
Lead, Total (mg/L)	GWC-7	No	n/a	NP	NaN	33	0.001631	0.001393	x^(1/3)	ShapiroWilk
Lead, Total (mg/L)	GWC-8A	No	n/a	NP	NaN	33	0.003164	0.004599	ln(x)	ShapiroWilk
Lead, Total (mg/L)	GWC-9	No	n/a	NP	NaN	33	0.001839	0.001641	ln(x)	ShapiroWilk
Mercury (mg/L)	GWA-15 (bg)	n/a	n/a	NP	NaN	33	0.0001922	0.00003126	unknown	ShapiroWilk
Mercury (mg/L)	GWA-16 (bg)	n/a	n/a	NP	NaN	33	0.0001907	0.00003114	unknown	ShapiroWilk
Mercury (mg/L)	GWA-17 (bg)	n/a	n/a	NP	NaN	33	0.0001897	0.00003359	unknown	ShapiroWilk
Mercury (mg/L)	GWC-1	n/a	n/a	NP	NaN	33	0.0001922	0.00003114	unknown	ShapiroWilk
Mercury (mg/L)	GWC-10	n/a	n/a	NP	NaN	33	0.0001901	0.00003202	unknown	ShapiroWilk
Mercury (mg/L)	GWC-11	n/a	n/a	NP	NaN	33	0.0001979	0.00001053	unknown	ShapiroWilk
Mercury (mg/L)	GWC-12	n/a	n/a	NP	NaN	33	0.0002	0	unknown	ShapiroWilk
Mercury (mg/L)	GWC-13	n/a	n/a	NP	NaN	33	0.0001934	0.00002651	unknown	ShapiroWilk
Mercury (mg/L)	GWC-14	n/a	n/a	NP	NaN	33	0.0001955	0.00002001	unknown	ShapiroWilk
Mercury (mg/L)	GWC-18	n/a	n/a	NP	NaN	33	0.0001966	0.00001932	unknown	ShapiroWilk
Mercury (mg/L)	GWC-19	n/a	n/a	NP	NaN	33	0.0001935	0.00002627	unknown	ShapiroWilk
Mercury (mg/L)	GWC-2	n/a	n/a	NP	NaN	33	0.000194	0.00002396	unknown	ShapiroWilk
Mercury (mg/L)	GWC-20	n/a	n/a	NP	NaN	33	0.0001882	0.00003388	unknown	ShapiroWilk
Mercury (mg/L)	GWC-3	n/a	n/a	NP	NaN	33	0.0001939	0.00001968	unknown	ShapiroWilk
Mercury (mg/L)	GWC-4	n/a	n/a	NP	NaN	33	0.0001976	0.00001393	unknown	ShapiroWilk

Tukey's Outlier Test - All Results

Plant Scherer Client: Southern Company Data: Scherer Cell 1-CCR Printed 5/5/2023, 9:05 AM

Constituent	Well	Outlier	Value(s)	Method	Alpha	N	Mean	Std. Dev.	Distribution	Normality Test
Mercury (mg/L)	GWC-5	n/a	n/a	NP	NaN	33	0.0001988	0.000006963	unknown	ShapiroWilk
Mercury (mg/L)	GWC-6	n/a	n/a	NP	NaN	33	0.0001945	0.00001905	unknown	ShapiroWilk
Mercury (mg/L)	GWC-7	n/a	n/a	NP	NaN	33	0.0001921	0.0000277	unknown	ShapiroWilk
Mercury (mg/L)	GWC-8A	n/a	n/a	NP	NaN	33	0.0001904	0.00002688	unknown	ShapiroWilk
Mercury (mg/L)	GWC-9	n/a	n/a	NP	NaN	33	0.0001966	0.0000195	unknown	ShapiroWilk
Nickel (mg/L)	GWA-15 (bg)	n/a	n/a	NP	NaN	28	0.001521	0.0005202	unknown	ShapiroWilk
Nickel (mg/L)	GWA-16 (bg)	n/a	n/a	NP	NaN	28	0.00237	0.007376	unknown	ShapiroWilk
Nickel (mg/L)	GWA-17 (bg)	n/a	n/a	NP	NaN	28	0.0009607	0.0001563	unknown	ShapiroWilk
Nickel (mg/L)	GWC-1	Yes	0.0086,0.00065,0.00056,0.00047,0.00073,0.00052,0.	NP	NaN	28	0.001789	0.001421	ln(x)	ShapiroWilk
Nickel (mg/L)	GWC-10	n/a	n/a	NP	NaN	29	0.001866	0.0003208	unknown	ShapiroWilk
Nickel (mg/L)	GWC-11	Yes	0.00066,0.0005,0.00065,0.0006,0.0007	NP	NaN	28	0.001533	0.0004832	ln(x)	ShapiroWilk
Nickel (mg/L)	GWC-12	No	n/a	NP	NaN	28	0.001546	0.0004518	ln(x)	ShapiroWilk
Nickel (mg/L)	GWC-13	n/a	n/a	NP	NaN	28	0.0009275	0.0001837	unknown	ShapiroWilk
Nickel (mg/L)	GWC-14	n/a	n/a	NP	NaN	28	0.001	0	unknown	ShapiroWilk
Nickel (mg/L)	GWC-18	n/a	n/a	NP	NaN	28	0.00107	0.0006925	unknown	ShapiroWilk
Nickel (mg/L)	GWC-19	n/a	n/a	NP	NaN	28	0.001305	0.001722	unknown	ShapiroWilk
Nickel (mg/L)	GWC-2	Yes	0.0033	NP	NaN	28	0.001949	0.000359	ln(x)	ShapiroWilk
Nickel (mg/L)	GWC-20	Yes	0.0063,0.00048	NP	NaN	28	0.001749	0.001048	ln(x)	ShapiroWilk
Nickel (mg/L)	GWC-3	Yes	0.019,0.0093,0.0035,0.0081,0.00091,0.0029,0.0013	NP	NaN	28	0.002972	0.003647	ln(x)	ShapiroWilk
Nickel (mg/L)	GWC-4	Yes	0.0036,0.00079,0.00073,0.0012,0.00076,0.00076	NP	NaN	28	0.001676	0.000542	sqrt(x)	ShapiroWilk
Nickel (mg/L)	GWC-5	Yes	0.006,0.00039,0.00042	NP	NaN	28	0.001696	0.001013	ln(x)	ShapiroWilk
Nickel (mg/L)	GWC-6	Yes	0.0034,0.0046,0.0053,0.0047,0.00062,0.0009,0.0008	NP	NaN	28	0.001961	0.001158	ln(x)	ShapiroWilk
Nickel (mg/L)	GWC-7	n/a	n/a	NP	NaN	28	0.001086	0.0006775	unknown	ShapiroWilk
Nickel (mg/L)	GWC-8A	No	n/a	NP	NaN	28	0.00346	0.002119	ln(x)	ShapiroWilk
Nickel (mg/L)	GWC-9	n/a	n/a	NP	NaN	29	0.001034	0.0006329	unknown	ShapiroWilk
pH (S.U.)	GWA-15 (bg)	No	n/a	NP	NaN	23	5.474	0.1111	ln(x)	ShapiroWilk
pH (S.U.)	GWA-16 (bg)	No	n/a	NP	NaN	22	6.384	0.07089	x^6	ShapiroWilk
pH (S.U.)	GWA-17 (bg)	No	n/a	NP	NaN	22	6.018	0.149	normal	ShapiroWilk
pH (S.U.)	GWC-1	No	n/a	NP	NaN	23	6.525	0.1099	ln(x)	ShapiroWilk
pH (S.U.)	GWC-10	No	n/a	NP	NaN	24	6.338	0.1176	x^5	ShapiroWilk
pH (S.U.)	GWC-11	No	n/a	NP	NaN	22	6.15	0.09196	x^6	ShapiroWilk
pH (S.U.)	GWC-12	No	n/a	NP	NaN	23	5.128	0.1305	x^6	ShapiroWilk
pH (S.U.)	GWC-13	Yes	5.6	NP	NaN	23	5.871	0.07914	x^6	ShapiroWilk
pH (S.U.)	GWC-14	No	n/a	NP	NaN	22	5.598	0.1095	ln(x)	ShapiroWilk
pH (S.U.)	GWC-18	No	n/a	NP	NaN	23	6.339	0.07879	ln(x)	ShapiroWilk
pH (S.U.)	GWC-19	Yes	5.78	NP	NaN	24	6.34	0.1369	x^6	ShapiroWilk
pH (S.U.)	GWC-2	Yes	7.32	NP	NaN	22	6.531	0.2567	ln(x)	ShapiroWilk
pH (S.U.)	GWC-20	No	n/a	NP	NaN	25	6.523	0.08092	ln(x)	ShapiroWilk
pH (S.U.)	GWC-3	Yes	5.1	NP	NaN	23	5.918	0.204	x^6	ShapiroWilk
pH (S.U.)	GWC-4	No	n/a	NP	NaN	24	6.282	0.1147	x^6	ShapiroWilk
pH (S.U.)	GWC-5	No	n/a	NP	NaN	23	5.806	0.1811	ln(x)	ShapiroWilk
pH (S.U.)	GWC-6	No	n/a	NP	NaN	23	6.196	0.08564	ln(x)	ShapiroWilk
pH (S.U.)	GWC-7	No	n/a	NP	NaN	21	6.307	0.09717	x^6	ShapiroWilk
pH (S.U.)	GWC-8A	No	n/a	NP	NaN	26	6.564	0.322	ln(x)	ShapiroWilk
pH (S.U.)	GWC-9	No	n/a	NP	NaN	23	6.591	0.1325	x^6	ShapiroWilk
Selenium, Total (mg/L)	GWA-15 (bg)	n/a	n/a	NP	NaN	33	0.004869	0.0007538	unknown	ShapiroWilk
Selenium, Total (mg/L)	GWA-16 (bg)	n/a	n/a	NP	NaN	33	0.004735	0.0009955	unknown	ShapiroWilk
Selenium, Total (mg/L)	GWA-17 (bg)	n/a	n/a	NP	NaN	33	0.004838	0.0008267	unknown	ShapiroWilk
Selenium, Total (mg/L)	GWC-1	n/a	n/a	NP	NaN	33	0.004869	0.0008093	unknown	ShapiroWilk
Selenium, Total (mg/L)	GWC-10	n/a	n/a	NP	NaN	33	0.004967	0.0001384	unknown	ShapiroWilk
Selenium, Total (mg/L)	GWC-11	n/a	n/a	NP	NaN	32	0.004828	0.0008365	unknown	ShapiroWilk
Selenium, Total (mg/L)	GWC-12	n/a	n/a	NP	NaN	33	0.00497	0.0001741	unknown	ShapiroWilk
Selenium, Total (mg/L)	GWC-13	n/a	n/a	NP	NaN	33	0.005	0	unknown	ShapiroWilk
Selenium, Total (mg/L)	GWC-14	n/a	n/a	NP	NaN	33	0.004862	0.0008287	unknown	ShapiroWilk
Selenium, Total (mg/L)	GWC-18	n/a	n/a	NP	NaN	33	0.004973	0.0001567	unknown	ShapiroWilk

Tukey's Outlier Test - All Results

Plant Scherer Client: Southern Company Data: Scherer Cell 1-CCR Printed 5/5/2023, 9:05 AM

Constituent	Well	Outlier	Value(s)	Method	Alpha	N	Mean	Std. Dev.	Distribution	Normality Test
Selenium, Total (mg/L)	GWC-19	n/a	n/a	NP	NaN	33	0.004982	0.0001044	unknown	ShapiroWilk
Selenium, Total (mg/L)	GWC-2	n/a	n/a	NP	NaN	33	0.004885	0.0004829	unknown	ShapiroWilk
Selenium, Total (mg/L)	GWC-20	n/a	n/a	NP	NaN	33	0.005	0	unknown	ShapiroWilk
Selenium, Total (mg/L)	GWC-3	n/a	n/a	NP	NaN	33	0.004859	0.0008077	unknown	ShapiroWilk
Selenium, Total (mg/L)	GWC-4	n/a	n/a	NP	NaN	33	0.004773	0.0009087	unknown	ShapiroWilk
Selenium, Total (mg/L)	GWC-5	No	n/a	NP	NaN	33	0.01988	0.01508	In(x)	ShapiroWilk
Selenium, Total (mg/L)	GWC-6	n/a	n/a	NP	NaN	33	0.004215	0.001884	unknown	ShapiroWilk
Selenium, Total (mg/L)	GWC-7	n/a	n/a	NP	NaN	33	0.005006	0.00005556	unknown	ShapiroWilk
Selenium, Total (mg/L)	GWC-8A	n/a	n/a	NP	NaN	33	0.004684	0.00112	unknown	ShapiroWilk
Selenium, Total (mg/L)	GWC-9	n/a	n/a	NP	NaN	33	0.005045	0.0002611	unknown	ShapiroWilk
Silver (mg/L)	GWA-15 (bg)	n/a	n/a	NP	NaN	28	0.001	0	unknown	ShapiroWilk
Silver (mg/L)	GWA-16 (bg)	n/a	n/a	NP	NaN	28	0.001	0	unknown	ShapiroWilk
Silver (mg/L)	GWA-17 (bg)	n/a	n/a	NP	NaN	28	0.001	0	unknown	ShapiroWilk
Silver (mg/L)	GWC-1	n/a	n/a	NP	NaN	28	0.0009686	0.0001663	unknown	ShapiroWilk
Silver (mg/L)	GWC-10	n/a	n/a	NP	NaN	28	0.001	0	unknown	ShapiroWilk
Silver (mg/L)	GWC-11	n/a	n/a	NP	NaN	28	0.001	0	unknown	ShapiroWilk
Silver (mg/L)	GWC-12	n/a	n/a	NP	NaN	28	0.001	0	unknown	ShapiroWilk
Silver (mg/L)	GWC-13	n/a	n/a	NP	NaN	28	0.0009754	0.0001304	unknown	ShapiroWilk
Silver (mg/L)	GWC-14	n/a	n/a	NP	NaN	28	0.001	0	unknown	ShapiroWilk
Silver (mg/L)	GWC-18	n/a	n/a	NP	NaN	28	0.001	0	unknown	ShapiroWilk
Silver (mg/L)	GWC-19	n/a	n/a	NP	NaN	28	0.001	0	unknown	ShapiroWilk
Silver (mg/L)	GWC-2	n/a	n/a	NP	NaN	28	0.001	0	unknown	ShapiroWilk
Silver (mg/L)	GWC-20	n/a	n/a	NP	NaN	28	0.001	0	unknown	ShapiroWilk
Silver (mg/L)	GWC-3	n/a	n/a	NP	NaN	28	0.001	0	unknown	ShapiroWilk
Silver (mg/L)	GWC-4	n/a	n/a	NP	NaN	28	0.001	0	unknown	ShapiroWilk
Silver (mg/L)	GWC-5	n/a	n/a	NP	NaN	28	0.001	0	unknown	ShapiroWilk
Silver (mg/L)	GWC-6	n/a	n/a	NP	NaN	28	0.0009686	0.0001663	unknown	ShapiroWilk
Silver (mg/L)	GWC-7	n/a	n/a	NP	NaN	28	0.001	0	unknown	ShapiroWilk
Silver (mg/L)	GWC-8A	n/a	n/a	NP	NaN	28	0.001	0	unknown	ShapiroWilk
Silver (mg/L)	GWC-9	n/a	n/a	NP	NaN	28	0.001	0	unknown	ShapiroWilk
Sulfate (mg/L)	GWA-15 (bg)	No	n/a	NP	NaN	19	1.282	0.8092	In(x)	ShapiroWilk
Sulfate (mg/L)	GWA-16 (bg)	n/a	n/a	NP	NaN	19	0.9826	0.07571	unknown	ShapiroWilk
Sulfate (mg/L)	GWA-17 (bg)	n/a	n/a	NP	NaN	19	0.9226	0.185	unknown	ShapiroWilk
Sulfate (mg/L)	GWC-1	No	n/a	NP	NaN	19	0.9141	0.2058	In(x)	ShapiroWilk
Sulfate (mg/L)	GWC-10	No	n/a	NP	NaN	20	1.63	0.9587	In(x)	ShapiroWilk
Sulfate (mg/L)	GWC-11	n/a	n/a	NP	NaN	19	0.9363	0.2062	unknown	ShapiroWilk
Sulfate (mg/L)	GWC-12	n/a	n/a	NP	NaN	19	0.9084	0.251	unknown	ShapiroWilk
Sulfate (mg/L)	GWC-13	Yes	0.646,0.57,25	NP	NaN	19	2.248	5.513	In(x)	ShapiroWilk
Sulfate (mg/L)	GWC-14	n/a	n/a	NP	NaN	19	0.8995	0.2282	unknown	ShapiroWilk
Sulfate (mg/L)	GWC-18	n/a	n/a	NP	NaN	19	0.9274	0.1777	unknown	ShapiroWilk
Sulfate (mg/L)	GWC-19	n/a	n/a	NP	NaN	19	1.039	0.2298	unknown	ShapiroWilk
Sulfate (mg/L)	GWC-2	No	n/a	NP	NaN	19	0.9132	0.1807	x^6	ShapiroWilk
Sulfate (mg/L)	GWC-20	n/a	n/a	NP	NaN	19	0.9768	0.1726	unknown	ShapiroWilk
Sulfate (mg/L)	GWC-3	No	n/a	NP	NaN	19	0.8836	0.2094	x^6	ShapiroWilk
Sulfate (mg/L)	GWC-4	No	n/a	NP	NaN	21	7.436	9.742	In(x)	ShapiroWilk
Sulfate (mg/L)	GWC-5	No	n/a	NP	NaN	19	285.5	148.5	normal	ShapiroWilk
Sulfate (mg/L)	GWC-6	No	n/a	NP	NaN	19	10.62	2.592	x^2	ShapiroWilk
Sulfate (mg/L)	GWC-7	n/a	n/a	NP	NaN	19	0.8911	0.2194	unknown	ShapiroWilk
Sulfate (mg/L)	GWC-8A	No	n/a	NP	NaN	18	28.21	9.948	x^2	ShapiroWilk
Sulfate (mg/L)	GWC-9	No	n/a	NP	NaN	19	10.18	3.238	In(x)	ShapiroWilk
Thallium, Total (mg/L)	GWA-15 (bg)	n/a	n/a	NP	NaN	33	0.0009773	0.0001306	unknown	ShapiroWilk
Thallium, Total (mg/L)	GWA-16 (bg)	n/a	n/a	NP	NaN	33	0.0009548	0.0001809	unknown	ShapiroWilk
Thallium, Total (mg/L)	GWA-17 (bg)	n/a	n/a	NP	NaN	33	0.0009767	0.000134	unknown	ShapiroWilk
Thallium, Total (mg/L)	GWC-1	n/a	n/a	NP	NaN	33	0.0009624	0.0001527	unknown	ShapiroWilk
Thallium, Total (mg/L)	GWC-10	n/a	n/a	NP	NaN	33	0.001	0	unknown	ShapiroWilk

Tukey's Outlier Test - All Results

Plant Scherer Client: Southern Company Data: Scherer Cell 1-CCR Printed 5/5/2023, 9:05 AM

Constituent	Well	Outlier	Value(s)	Method	Alpha	N	Mean	Std. Dev.	Distribution	Normality Test
Thallium, Total (mg/L)	GWC-11	n/a	n/a	NP	NaN	33	0.001	0	unknown	ShapiroWilk
Thallium, Total (mg/L)	GWC-12	n/a	n/a	NP	NaN	33	0.001	0	unknown	ShapiroWilk
Thallium, Total (mg/L)	GWC-13	n/a	n/a	NP	NaN	33	0.001	0	unknown	ShapiroWilk
Thallium, Total (mg/L)	GWC-14	n/a	n/a	NP	NaN	33	0.001	0	unknown	ShapiroWilk
Thallium, Total (mg/L)	GWC-18	n/a	n/a	NP	NaN	33	0.001	0	unknown	ShapiroWilk
Thallium, Total (mg/L)	GWC-19	n/a	n/a	NP	NaN	33	0.0009794	0.0001184	unknown	ShapiroWilk
Thallium, Total (mg/L)	GWC-2	n/a	n/a	NP	NaN	33	0.0009773	0.0001306	unknown	ShapiroWilk
Thallium, Total (mg/L)	GWC-20	n/a	n/a	NP	NaN	33	0.001	0	unknown	ShapiroWilk
Thallium, Total (mg/L)	GWC-3	n/a	n/a	NP	NaN	33	0.001	0	unknown	ShapiroWilk
Thallium, Total (mg/L)	GWC-4	n/a	n/a	NP	NaN	33	0.0009806	0.0001114	unknown	ShapiroWilk
Thallium, Total (mg/L)	GWC-5	n/a	n/a	NP	NaN	33	0.0009809	0.0001097	unknown	ShapiroWilk
Thallium, Total (mg/L)	GWC-6	n/a	n/a	NP	NaN	33	0.0009545	0.0001822	unknown	ShapiroWilk
Thallium, Total (mg/L)	GWC-7	n/a	n/a	NP	NaN	33	0.0009136	0.0002382	unknown	ShapiroWilk
Thallium, Total (mg/L)	GWC-8A	n/a	n/a	NP	NaN	33	0.000977	0.0001036	unknown	ShapiroWilk
Thallium, Total (mg/L)	GWC-9	n/a	n/a	NP	NaN	33	0.0009745	0.0001462	unknown	ShapiroWilk
Total Dissolved Solids (mg/L)	GWA-15 (bg)	No	n/a	NP	NaN	19	40.21	18.91	normal	ShapiroWilk
Total Dissolved Solids (mg/L)	GWA-16 (bg)	No	n/a	NP	NaN	19	96.53	21.6	sqrt(x)	ShapiroWilk
Total Dissolved Solids (mg/L)	GWA-17 (bg)	No	n/a	NP	NaN	19	71	24.98	x^2	ShapiroWilk
Total Dissolved Solids (mg/L)	GWC-1	No	n/a	NP	NaN	19	132.5	14.28	ln(x)	ShapiroWilk
Total Dissolved Solids (mg/L)	GWC-10	No	n/a	NP	NaN	19	137.9	27.79	x^(1/3)	ShapiroWilk
Total Dissolved Solids (mg/L)	GWC-11	Yes	293	NP	NaN	19	110.3	47.29	ln(x)	ShapiroWilk
Total Dissolved Solids (mg/L)	GWC-12	No	n/a	NP	NaN	19	22.74	23.22	ln(x)	ShapiroWilk
Total Dissolved Solids (mg/L)	GWC-13	No	n/a	NP	NaN	19	67.26	37.11	ln(x)	ShapiroWilk
Total Dissolved Solids (mg/L)	GWC-14	No	n/a	NP	NaN	19	56.63	18.81	x^(1/3)	ShapiroWilk
Total Dissolved Solids (mg/L)	GWC-18	No	n/a	NP	NaN	19	85.53	17.63	x^(1/3)	ShapiroWilk
Total Dissolved Solids (mg/L)	GWC-19	No	n/a	NP	NaN	19	98.16	30.06	x^2	ShapiroWilk
Total Dissolved Solids (mg/L)	GWC-2	No	n/a	NP	NaN	19	120.7	29.39	x^2	ShapiroWilk
Total Dissolved Solids (mg/L)	GWC-20	No	n/a	NP	NaN	19	106.5	17.15	normal	ShapiroWilk
Total Dissolved Solids (mg/L)	GWC-3	No	n/a	NP	NaN	19	80	14.73	normal	ShapiroWilk
Total Dissolved Solids (mg/L)	GWC-4	No	n/a	NP	NaN	19	123.4	22.1	sqrt(x)	ShapiroWilk
Total Dissolved Solids (mg/L)	GWC-5	No	n/a	NP	NaN	19	713.7	353.6	normal	ShapiroWilk
Total Dissolved Solids (mg/L)	GWC-6	No	n/a	NP	NaN	19	146.4	14.75	x^2	ShapiroWilk
Total Dissolved Solids (mg/L)	GWC-7	No	n/a	NP	NaN	19	119.8	16.3	sqrt(x)	ShapiroWilk
Total Dissolved Solids (mg/L)	GWC-8A	No	n/a	NP	NaN	18	228.8	71.4	ln(x)	ShapiroWilk
Total Dissolved Solids (mg/L)	GWC-9	No	n/a	NP	NaN	19	140.9	32.85	x^2	ShapiroWilk
Vanadium (mg/L)	GWA-15 (bg)	n/a	n/a	NP	NaN	28	0.00125	0.0006546	unknown	ShapiroWilk
Vanadium (mg/L)	GWA-16 (bg)	No	n/a	NP	NaN	28	0.007159	0.001817	ln(x)	ShapiroWilk
Vanadium (mg/L)	GWA-17 (bg)	No	n/a	NP	NaN	28	0.004626	0.001577	x^(1/3)	ShapiroWilk
Vanadium (mg/L)	GWC-1	No	n/a	NP	NaN	28	0.01566	0.003819	x^3	ShapiroWilk
Vanadium (mg/L)	GWC-10	No	n/a	NP	NaN	28	0.01201	0.002159	x^2	ShapiroWilk
Vanadium (mg/L)	GWC-11	No	n/a	NP	NaN	28	0.01029	0.00185	normal	ShapiroWilk
Vanadium (mg/L)	GWC-12	n/a	n/a	NP	NaN	28	0.001354	0.0009465	unknown	ShapiroWilk
Vanadium (mg/L)	GWC-13	Yes	0.0039,0.004,0.0032,0.0041,0.0062,0.001,0.0011,0.	NP	NaN	28	0.001932	0.001232	ln(x)	ShapiroWilk
Vanadium (mg/L)	GWC-14	Yes	0.0026,0.0024,0.0034,0.0062,0.0017	NP	NaN	28	0.001418	0.001106	ln(x)	ShapiroWilk
Vanadium (mg/L)	GWC-18	No	n/a	NP	NaN	28	0.006648	0.001597	ln(x)	ShapiroWilk
Vanadium (mg/L)	GWC-19	No	n/a	NP	NaN	28	0.007152	0.001274	x^2	ShapiroWilk
Vanadium (mg/L)	GWC-2	No	n/a	NP	NaN	28	0.01359	0.002928	x^3	ShapiroWilk
Vanadium (mg/L)	GWC-20	No	n/a	NP	NaN	28	0.01714	0.00294	x^4	ShapiroWilk
Vanadium (mg/L)	GWC-3	No	n/a	NP	NaN	28	0.006965	0.002902	ln(x)	ShapiroWilk
Vanadium (mg/L)	GWC-4	No	n/a	NP	NaN	28	0.007401	0.001762	normal	ShapiroWilk
Vanadium (mg/L)	GWC-5	No	n/a	NP	NaN	28	0.003196	0.001282	ln(x)	ShapiroWilk
Vanadium (mg/L)	GWC-6	No	n/a	NP	NaN	28	0.008906	0.001944	normal	ShapiroWilk
Vanadium (mg/L)	GWC-7	No	n/a	NP	NaN	28	0.01279	0.002366	x^3	ShapiroWilk
Vanadium (mg/L)	GWC-8A	No	n/a	NP	NaN	28	0.01819	0.02162	x^(1/3)	ShapiroWilk
Vanadium (mg/L)	GWC-9	No	n/a	NP	NaN	28	0.01637	0.004727	sqrt(x)	ShapiroWilk

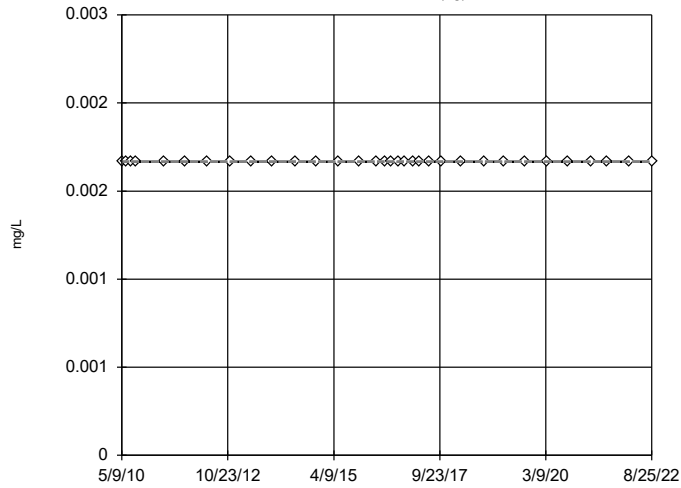
Tukey's Outlier Test - All Results

Plant Scherer Client: Southern Company Data: Scherer Cell 1-CCR Printed 5/5/2023, 9:05 AM

Constituent	Well	Outlier	Value(s)	Method	Alpha	N	Mean	Std. Dev.	Distribution	Normality Test
Zinc (mg/L)	GWA-15 (bg)	n/a	n/a	NP	NaN	28	0.005036	0.000189	unknown	ShapiroWilk
Zinc (mg/L)	GWA-16 (bg)	n/a	n/a	NP	NaN	28	0.004989	0.00005669	unknown	ShapiroWilk
Zinc (mg/L)	GWA-17 (bg)	n/a	n/a	NP	NaN	28	0.005123	0.0008931	unknown	ShapiroWilk
Zinc (mg/L)	GWC-1	n/a	n/a	NP	NaN	28	0.004918	0.0003019	unknown	ShapiroWilk
Zinc (mg/L)	GWC-10	n/a	n/a	NP	NaN	28	0.004964	0.000189	unknown	ShapiroWilk
Zinc (mg/L)	GWC-11	n/a	n/a	NP	NaN	28	0.006015	0.004082	unknown	ShapiroWilk
Zinc (mg/L)	GWC-12	n/a	n/a	NP	NaN	28	0.00491	0.0005369	unknown	ShapiroWilk
Zinc (mg/L)	GWC-13	n/a	n/a	NP	NaN	28	0.005017	0.0009542	unknown	ShapiroWilk
Zinc (mg/L)	GWC-14	n/a	n/a	NP	NaN	28	0.004957	0.0002268	unknown	ShapiroWilk
Zinc (mg/L)	GWC-18	n/a	n/a	NP	NaN	28	0.005096	0.0005103	unknown	ShapiroWilk
Zinc (mg/L)	GWC-19	n/a	n/a	NP	NaN	28	0.005157	0.0006768	unknown	ShapiroWilk
Zinc (mg/L)	GWC-2	n/a	n/a	NP	NaN	28	0.005143	0.0009705	unknown	ShapiroWilk
Zinc (mg/L)	GWC-20	n/a	n/a	NP	NaN	28	0.0051	0.0003682	unknown	ShapiroWilk
Zinc (mg/L)	GWC-3	n/a	n/a	NP	NaN	28	0.00605	0.003277	unknown	ShapiroWilk
Zinc (mg/L)	GWC-4	n/a	n/a	NP	NaN	28	0.00493	0.0005988	unknown	ShapiroWilk
Zinc (mg/L)	GWC-5	n/a	n/a	NP	NaN	28	0.00575	0.002055	unknown	ShapiroWilk
Zinc (mg/L)	GWC-6	n/a	n/a	NP	NaN	28	0.005043	0.0002268	unknown	ShapiroWilk
Zinc (mg/L)	GWC-7	n/a	n/a	NP	NaN	28	0.005039	0.0005238	unknown	ShapiroWilk
Zinc (mg/L)	GWC-8A	No	n/a	NP	NaN	28	0.03522	0.05274	ln(x)	ShapiroWilk
Zinc (mg/L)	GWC-9	n/a	n/a	NP	NaN	28	0.004954	0.0002457	unknown	ShapiroWilk

Tukey's Outlier Screening

GWA-15 (bg)

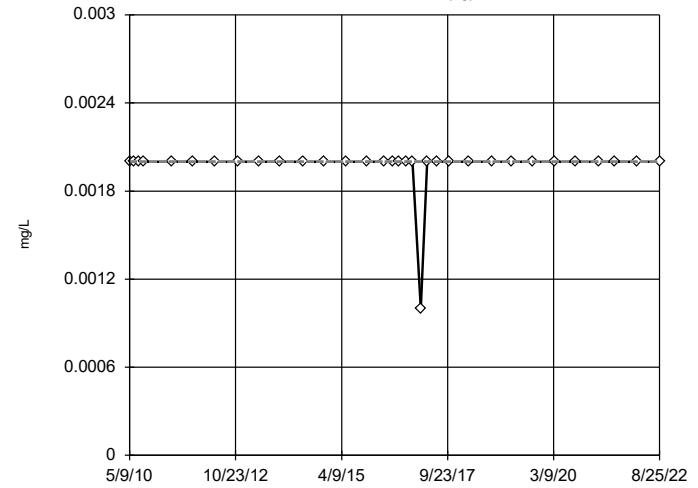


n = 33
 No outliers found.
 Tukey's method selected by user.
 Data were square root transformed to achieve best W statistic (graph shown in original units).
 The results were invalidated, because the lower and upper quartiles are equal.

Constituent: Antimony, Total Analysis Run 5/5/2023 8:51 AM View: Outliers
 Plant Scherer Client: Southern Company Data: Scherer Cell 1-CCR

Tukey's Outlier Screening

GWA-16 (bg)

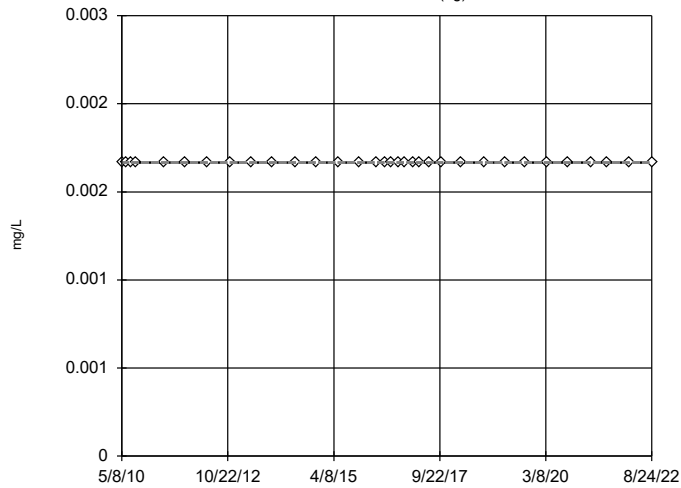


n = 33
 No outliers found.
 Tukey's method selected by user.
 Ladder of Powers transformations did not improve normality; analysis run on raw data.
 The results were invalidated, because the lower and upper quartiles are equal.

Constituent: Antimony, Total Analysis Run 5/5/2023 8:51 AM View: Outliers
 Plant Scherer Client: Southern Company Data: Scherer Cell 1-CCR

Tukey's Outlier Screening

GWA-17 (bg)

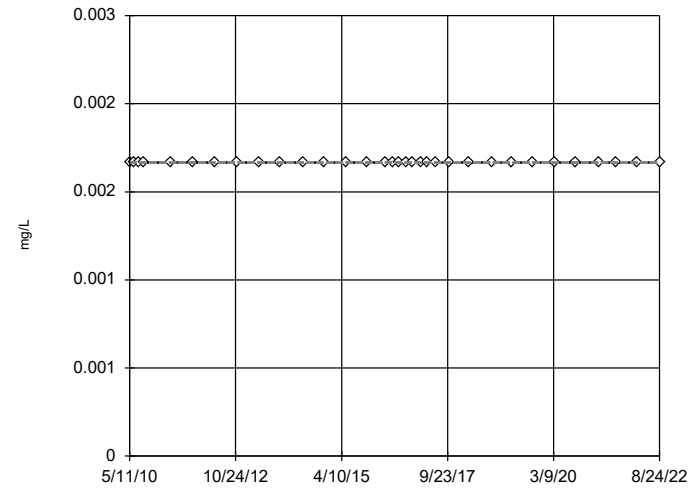


n = 33
 No outliers found.
 Tukey's method selected by user.
 Data were square root transformed to achieve best W statistic (graph shown in original units).
 The results were invalidated, because the lower and upper quartiles are equal.

Constituent: Antimony, Total Analysis Run 5/5/2023 8:51 AM View: Outliers
 Plant Scherer Client: Southern Company Data: Scherer Cell 1-CCR

Tukey's Outlier Screening

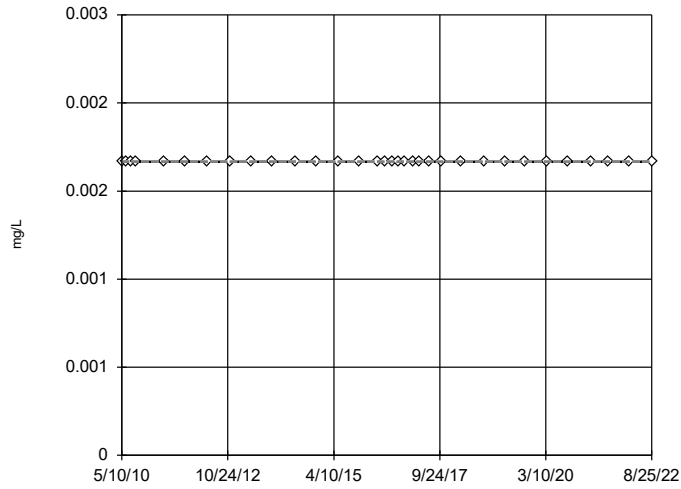
GWC-1



n = 33
 No outliers found.
 Tukey's method selected by user.
 Data were square root transformed to achieve best W statistic (graph shown in original units).
 The results were invalidated, because the lower and upper quartiles are equal.

Constituent: Antimony, Total Analysis Run 5/5/2023 8:51 AM View: Outliers
 Plant Scherer Client: Southern Company Data: Scherer Cell 1-CCR

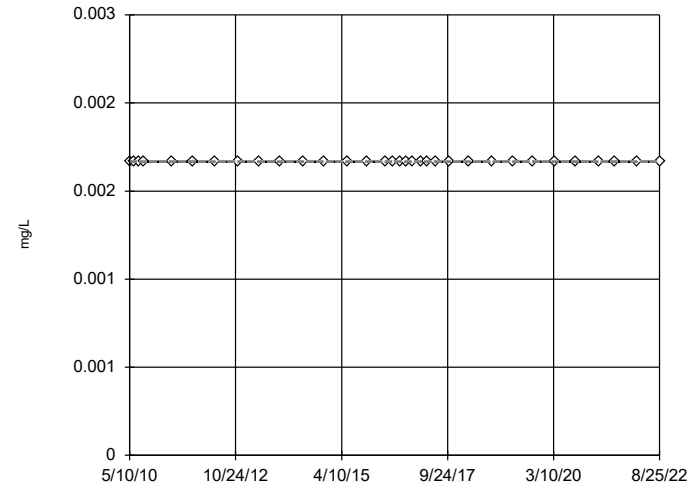
Tukey's Outlier Screening GWC-10



n = 33
 No outliers found.
 Tukey's method selected by user.
 Data were square root transformed to achieve best W statistic (graph shown in original units).
 The results were invalidated, because the lower and upper quartiles are equal.

Constituent: Antimony, Total Analysis Run 5/5/2023 8:51 AM View: Outliers
 Plant Scherer Client: Southern Company Data: Scherer Cell 1-CCR

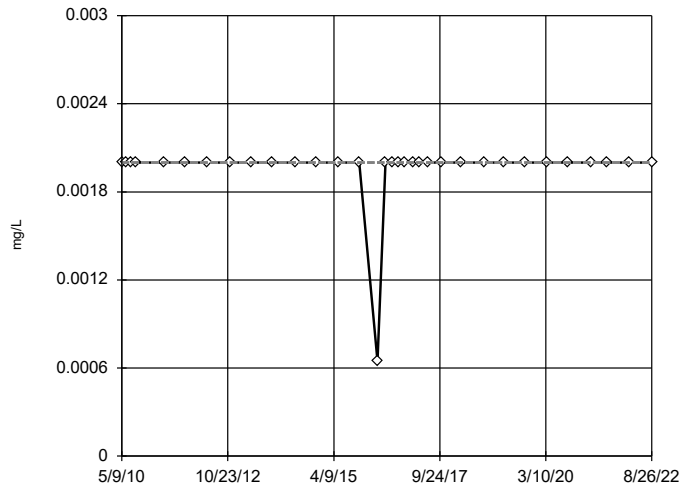
Tukey's Outlier Screening GWC-11



n = 33
 No outliers found.
 Tukey's method selected by user.
 Data were square root transformed to achieve best W statistic (graph shown in original units).
 The results were invalidated, because the lower and upper quartiles are equal.

Constituent: Antimony, Total Analysis Run 5/5/2023 8:51 AM View: Outliers
 Plant Scherer Client: Southern Company Data: Scherer Cell 1-CCR

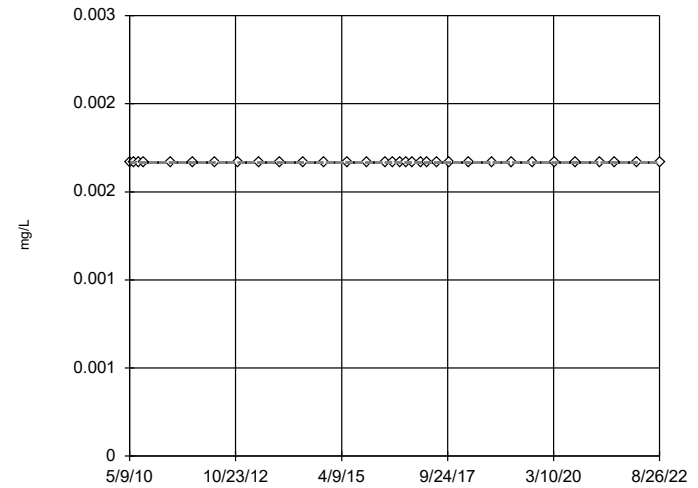
Tukey's Outlier Screening GWC-12



n = 33
 No outliers found.
 Tukey's method selected by user.
 Data were x*5 transformed to achieve best W statistic (graph shown in original units).
 The results were invalidated, because the lower and upper quartiles are equal.

Constituent: Antimony, Total Analysis Run 5/5/2023 8:51 AM View: Outliers
 Plant Scherer Client: Southern Company Data: Scherer Cell 1-CCR

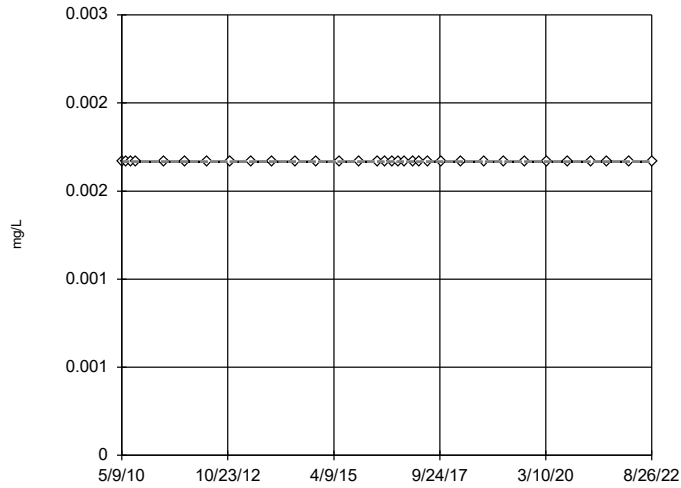
Tukey's Outlier Screening GWC-13



n = 33
 No outliers found.
 Tukey's method selected by user.
 Data were square root transformed to achieve best W statistic (graph shown in original units).
 The results were invalidated, because the lower and upper quartiles are equal.

Constituent: Antimony, Total Analysis Run 5/5/2023 8:51 AM View: Outliers
 Plant Scherer Client: Southern Company Data: Scherer Cell 1-CCR

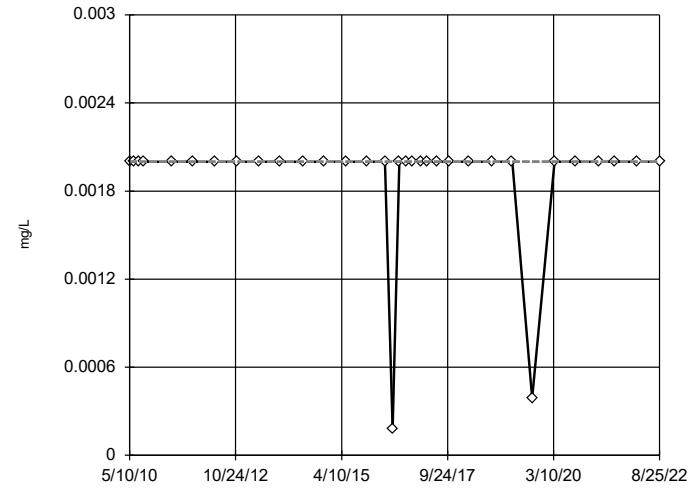
Tukey's Outlier Screening GWC-14



n = 33
 No outliers found.
 Tukey's method selected by user.
 Data were square root transformed to achieve best W statistic (graph shown in original units).
 The results were invalidated, because the lower and upper quartiles are equal.

Constituent: Antimony, Total Analysis Run 5/5/2023 8:51 AM View: Outliers
 Plant Scherer Client: Southern Company Data: Scherer Cell 1-CCR

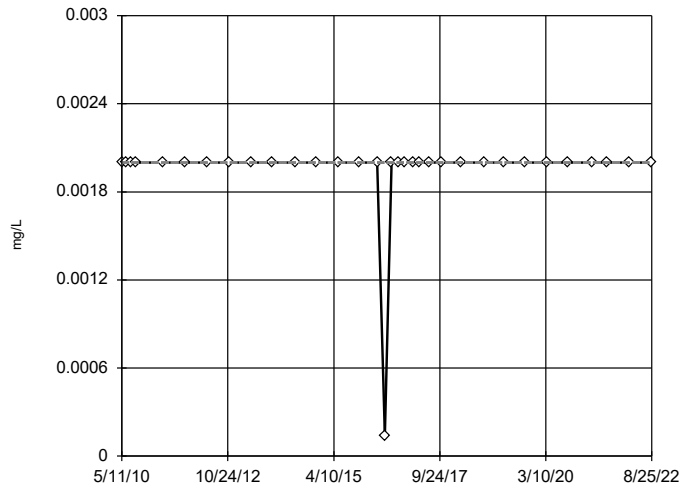
Tukey's Outlier Screening GWC-18



n = 33
 No outliers found.
 Tukey's method selected by user.
 Data were natural log transformed to achieve best W statistic (graph shown in original units).
 The results were invalidated, because the lower and upper quartiles are equal.

Constituent: Antimony, Total Analysis Run 5/5/2023 8:51 AM View: Outliers
 Plant Scherer Client: Southern Company Data: Scherer Cell 1-CCR

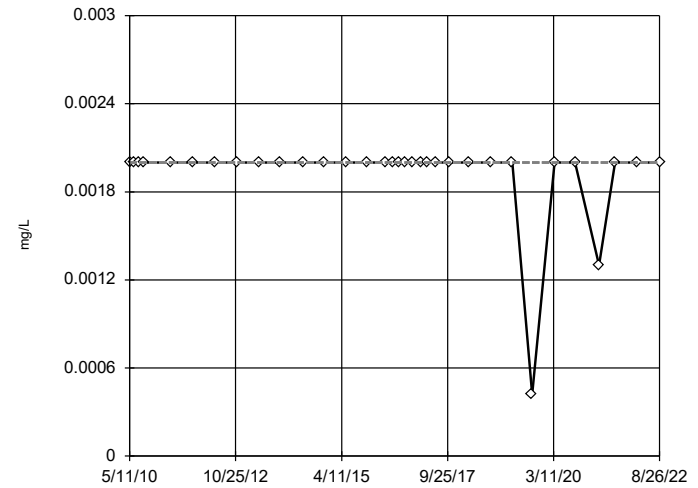
Tukey's Outlier Screening GWC-19



n = 33
 No outliers found.
 Tukey's method selected by user.
 Data were cube transformed to achieve best W statistic (graph shown in original units).
 The results were invalidated, because the lower and upper quartiles are equal.

Constituent: Antimony, Total Analysis Run 5/5/2023 8:51 AM View: Outliers
 Plant Scherer Client: Southern Company Data: Scherer Cell 1-CCR

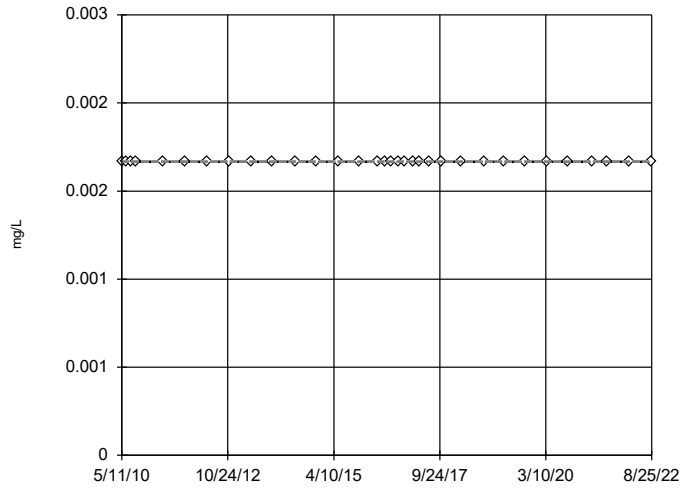
Tukey's Outlier Screening GWC-2



n = 33
 No outliers found.
 Tukey's method selected by user.
 Data were cube transformed to achieve best W statistic (graph shown in original units).
 The results were invalidated, because the lower and upper quartiles are equal.

Constituent: Antimony, Total Analysis Run 5/5/2023 8:51 AM View: Outliers
 Plant Scherer Client: Southern Company Data: Scherer Cell 1-CCR

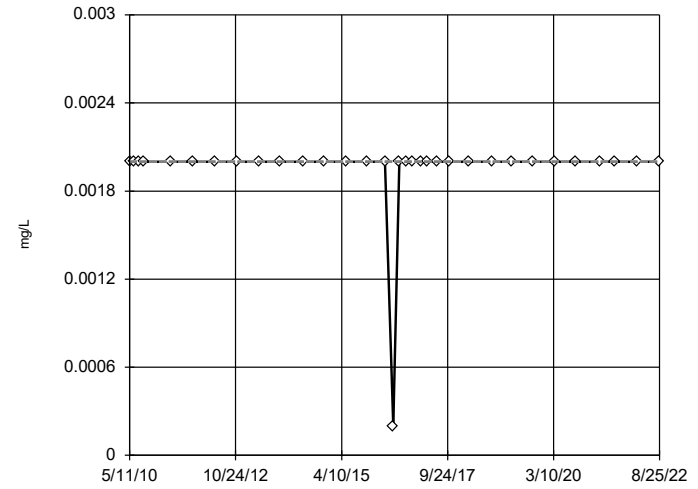
Tukey's Outlier Screening GWC-20



n = 33
 No outliers found.
 Tukey's method selected by user.
 Data were square root transformed to achieve best W statistic (graph shown in original units).
 The results were invalidated, because the lower and upper quartiles are equal.

Constituent: Antimony, Total Analysis Run 5/5/2023 8:51 AM View: Outliers
 Plant Scherer Client: Southern Company Data: Scherer Cell 1-CCR

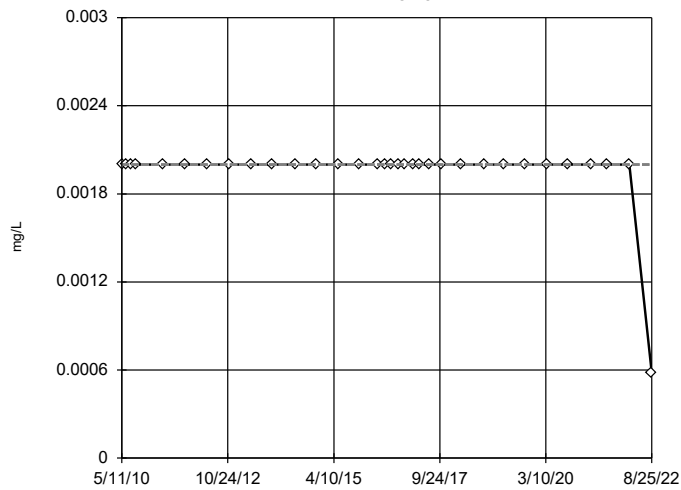
Tukey's Outlier Screening GWC-3



n = 33
 No outliers found.
 Tukey's method selected by user.
 Data were x⁴ transformed to achieve best W statistic (graph shown in original units).
 The results were invalidated, because the lower and upper quartiles are equal.

Constituent: Antimony, Total Analysis Run 5/5/2023 8:51 AM View: Outliers
 Plant Scherer Client: Southern Company Data: Scherer Cell 1-CCR

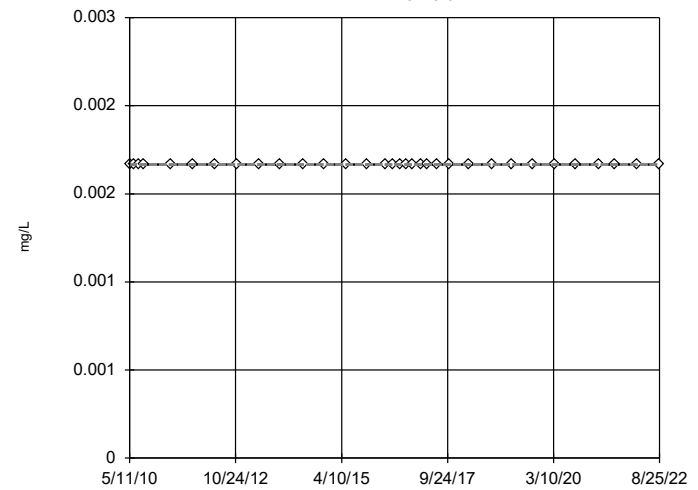
Tukey's Outlier Screening GWC-4



n = 33
 No outliers found.
 Tukey's method selected by user.
 Data were cube transformed to achieve best W statistic (graph shown in original units).
 The results were invalidated, because the lower and upper quartiles are equal.

Constituent: Antimony, Total Analysis Run 5/5/2023 8:51 AM View: Outliers
 Plant Scherer Client: Southern Company Data: Scherer Cell 1-CCR

Tukey's Outlier Screening GWC-5

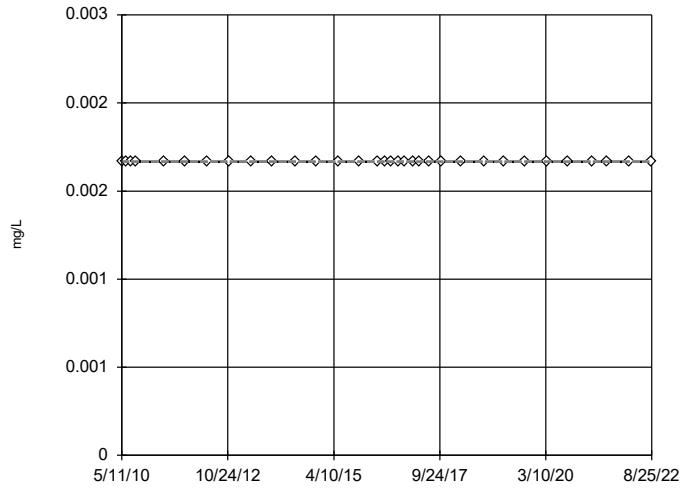


n = 33
 No outliers found.
 Tukey's method selected by user.
 Data were square root transformed to achieve best W statistic (graph shown in original units).
 The results were invalidated, because the lower and upper quartiles are equal.

Constituent: Antimony, Total Analysis Run 5/5/2023 8:51 AM View: Outliers
 Plant Scherer Client: Southern Company Data: Scherer Cell 1-CCR

Tukey's Outlier Screening

GWC-6

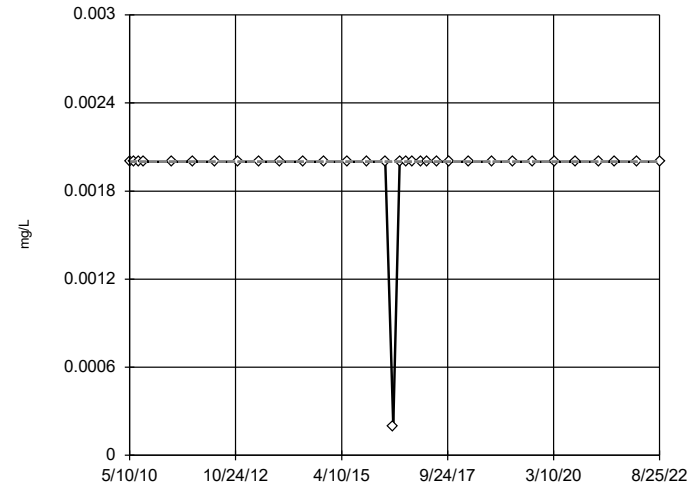


n = 33
 No outliers found.
 Tukey's method selected by user.
 Data were square root transformed to achieve best W statistic (graph shown in original units).
 The results were invalidated, because the lower and upper quartiles are equal.

Constituent: Antimony, Total Analysis Run 5/5/2023 8:51 AM View: Outliers
 Plant Scherer Client: Southern Company Data: Scherer Cell 1-CCR

Tukey's Outlier Screening

GWC-7

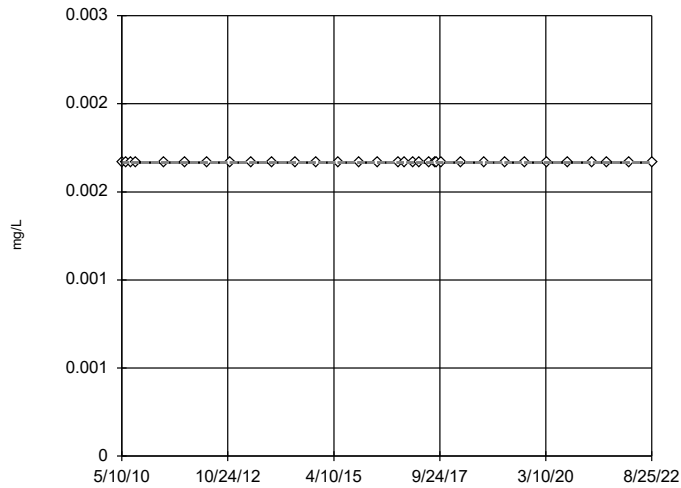


n = 33
 No outliers found.
 Tukey's method selected by user.
 Data were x⁴ transformed to achieve best W statistic (graph shown in original units).
 The results were invalidated, because the lower and upper quartiles are equal.

Constituent: Antimony, Total Analysis Run 5/5/2023 8:51 AM View: Outliers
 Plant Scherer Client: Southern Company Data: Scherer Cell 1-CCR

Tukey's Outlier Screening

GWC-8A

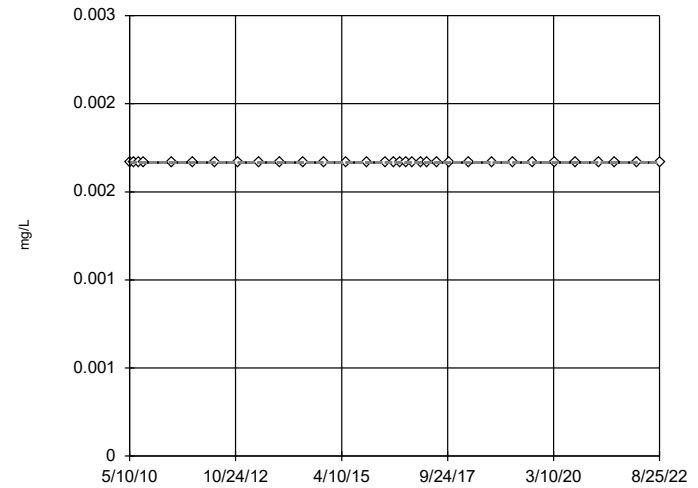


n = 33
 No outliers found.
 Tukey's method selected by user.
 Data were square root transformed to achieve best W statistic (graph shown in original units).
 The results were invalidated, because the lower and upper quartiles are equal.

Constituent: Antimony, Total Analysis Run 5/5/2023 8:51 AM View: Outliers
 Plant Scherer Client: Southern Company Data: Scherer Cell 1-CCR

Tukey's Outlier Screening

GWC-9

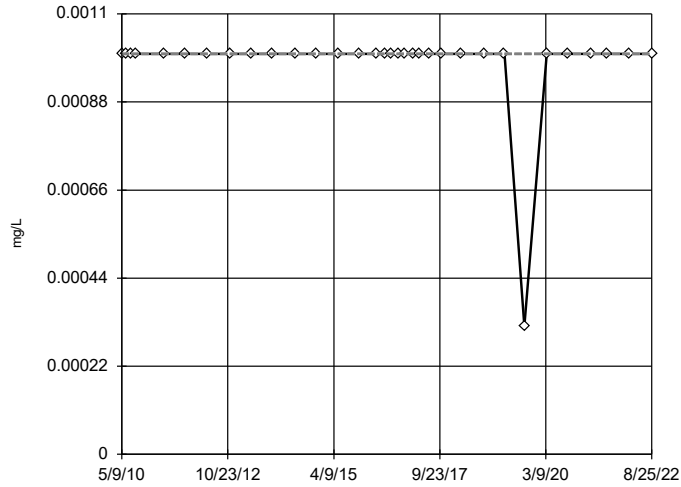


n = 33
 No outliers found.
 Tukey's method selected by user.
 Data were square root transformed to achieve best W statistic (graph shown in original units).
 The results were invalidated, because the lower and upper quartiles are equal.

Constituent: Antimony, Total Analysis Run 5/5/2023 8:51 AM View: Outliers
 Plant Scherer Client: Southern Company Data: Scherer Cell 1-CCR

Tukey's Outlier Screening

GWA-15 (bg)

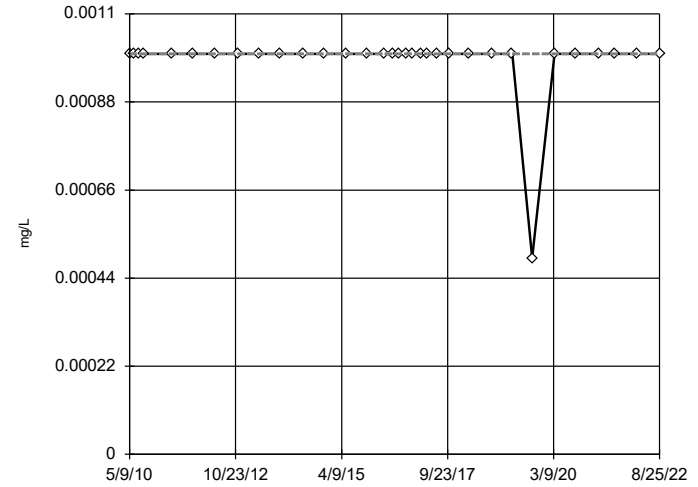


n = 33
 No outliers found.
 Tukey's method selected by user.
 Data were x⁴ transformed to achieve best W statistic (graph shown in original units).
 The results were invalidated, because the lower and upper quartiles are equal.

Constituent: Arsenic, Total Analysis Run 5/5/2023 8:51 AM View: Outliers
 Plant Scherer Client: Southern Company Data: Scherer Cell 1-CCR

Tukey's Outlier Screening

GWA-16 (bg)

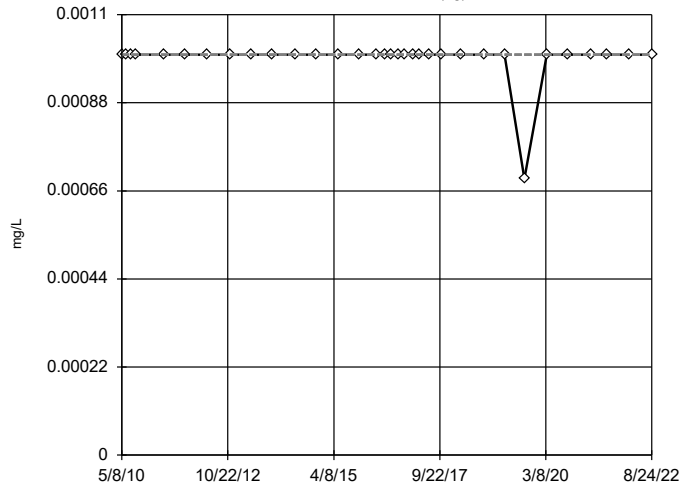


n = 33
 No outliers found.
 Tukey's method selected by user.
 Data were x⁵ transformed to achieve best W statistic (graph shown in original units).
 The results were invalidated, because the lower and upper quartiles are equal.

Constituent: Arsenic, Total Analysis Run 5/5/2023 8:51 AM View: Outliers
 Plant Scherer Client: Southern Company Data: Scherer Cell 1-CCR

Tukey's Outlier Screening

GWA-17 (bg)

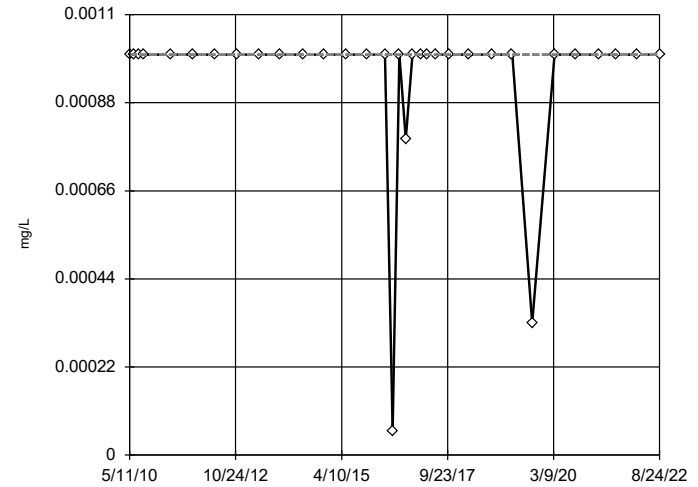


n = 33
 No outliers found.
 Tukey's method selected by user.
 Data were square root transformed to achieve best W statistic (graph shown in original units).
 The results were invalidated, because the lower and upper quartiles are equal.

Constituent: Arsenic, Total Analysis Run 5/5/2023 8:51 AM View: Outliers
 Plant Scherer Client: Southern Company Data: Scherer Cell 1-CCR

Tukey's Outlier Screening

GWC-1

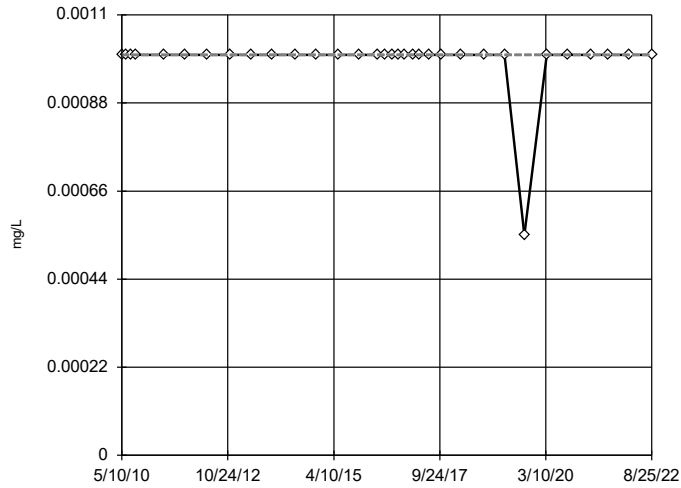


n = 33
 No outliers found.
 Tukey's method selected by user.
 Data were x⁵ transformed to achieve best W statistic (graph shown in original units).
 The results were invalidated, because the lower and upper quartiles are equal.

Constituent: Arsenic, Total Analysis Run 5/5/2023 8:51 AM View: Outliers
 Plant Scherer Client: Southern Company Data: Scherer Cell 1-CCR

Tukey's Outlier Screening

GWC-10

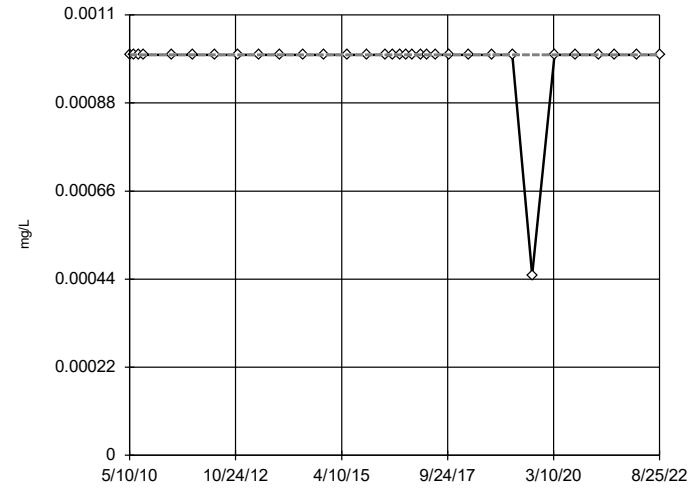


n = 33
 No outliers found. Tukey's method selected by user.
 Data were square root transformed to achieve best W statistic (graph shown in original units).
 The results were invalidated, because the lower and upper quartiles are equal.

Constituent: Arsenic, Total Analysis Run 5/5/2023 8:51 AM View: Outliers
 Plant Scherer Client: Southern Company Data: Scherer Cell 1-CCR

Tukey's Outlier Screening

GWC-11

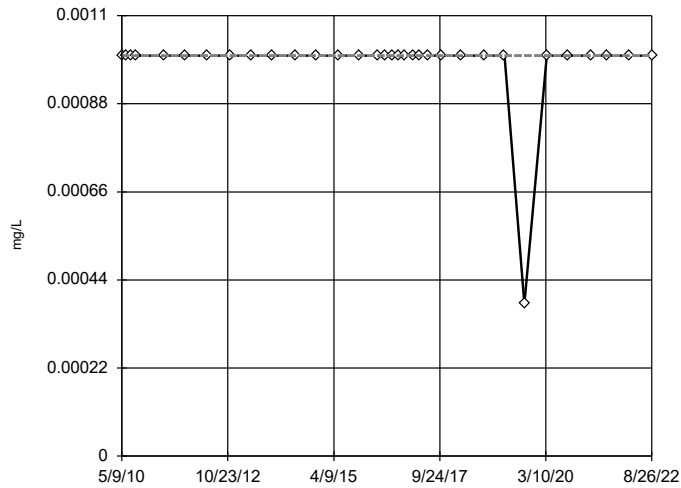


n = 33
 No outliers found. Tukey's method selected by user.
 Data were natural log transformed to achieve best W statistic (graph shown in original units).
 The results were invalidated, because the lower and upper quartiles are equal.

Constituent: Arsenic, Total Analysis Run 5/5/2023 8:51 AM View: Outliers
 Plant Scherer Client: Southern Company Data: Scherer Cell 1-CCR

Tukey's Outlier Screening

GWC-12

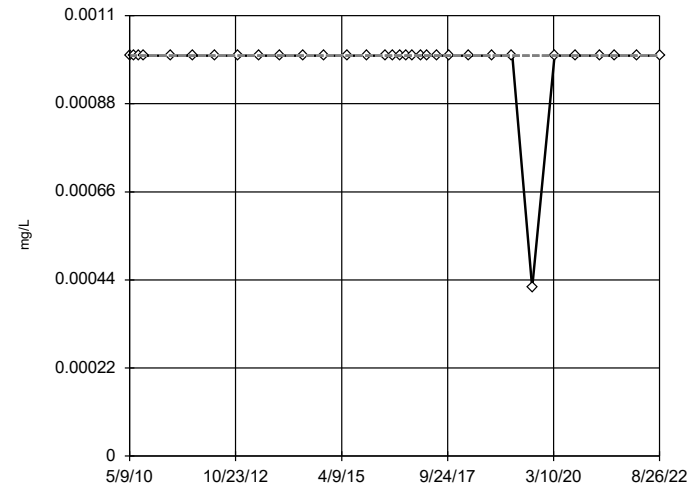


n = 33
 No outliers found. Tukey's method selected by user.
 Data were square root transformed to achieve best W statistic (graph shown in original units).
 The results were invalidated, because the lower and upper quartiles are equal.

Constituent: Arsenic, Total Analysis Run 5/5/2023 8:51 AM View: Outliers
 Plant Scherer Client: Southern Company Data: Scherer Cell 1-CCR

Tukey's Outlier Screening

GWC-13

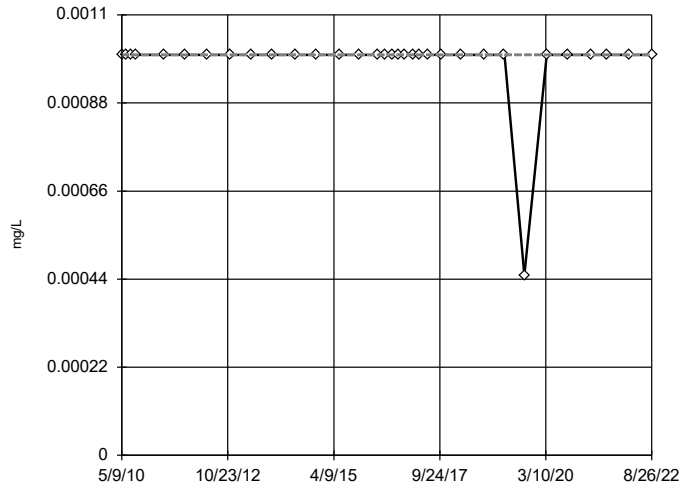


n = 33
 No outliers found. Tukey's method selected by user.
 Data were x^6 transformed to achieve best W statistic (graph shown in original units).
 The results were invalidated, because the lower and upper quartiles are equal.

Constituent: Arsenic, Total Analysis Run 5/5/2023 8:51 AM View: Outliers
 Plant Scherer Client: Southern Company Data: Scherer Cell 1-CCR

Tukey's Outlier Screening

GWC-14

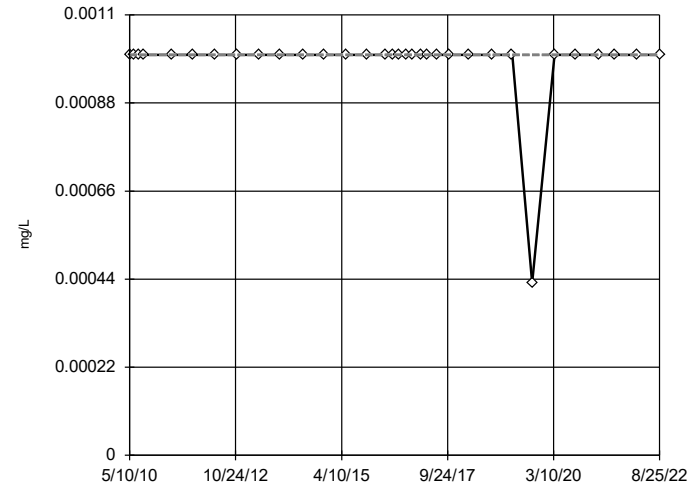


n = 33
 No outliers found. Tukey's method selected by user.
 Data were natural log transformed to achieve best W statistic (graph shown in original units).
 The results were invalidated, because the lower and upper quartiles are equal.

Constituent: Arsenic, Total Analysis Run 5/5/2023 8:51 AM View: Outliers
 Plant Scherer Client: Southern Company Data: Scherer Cell 1-CCR

Tukey's Outlier Screening

GWC-18

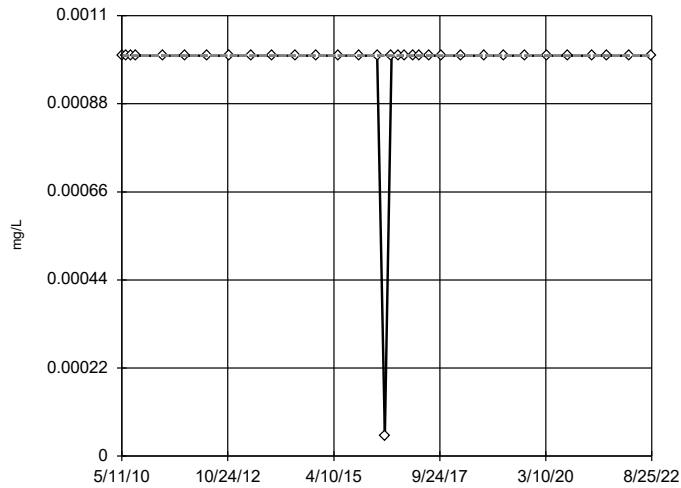


n = 33
 No outliers found. Tukey's method selected by user.
 Data were x⁵ transformed to achieve best W statistic (graph shown in original units).
 The results were invalidated, because the lower and upper quartiles are equal.

Constituent: Arsenic, Total Analysis Run 5/5/2023 8:51 AM View: Outliers
 Plant Scherer Client: Southern Company Data: Scherer Cell 1-CCR

Tukey's Outlier Screening

GWC-19

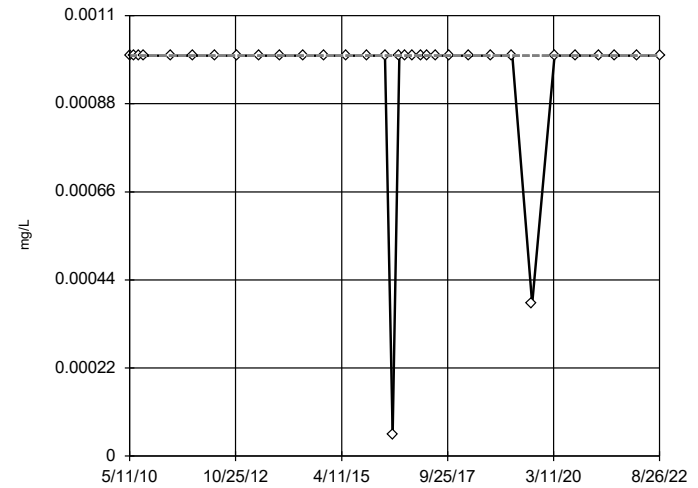


n = 33
 No outliers found. Tukey's method selected by user.
 Data were square transformed to achieve best W statistic (graph shown in original units).
 The results were invalidated, because the lower and upper quartiles are equal.

Constituent: Arsenic, Total Analysis Run 5/5/2023 8:51 AM View: Outliers
 Plant Scherer Client: Southern Company Data: Scherer Cell 1-CCR

Tukey's Outlier Screening

GWC-2

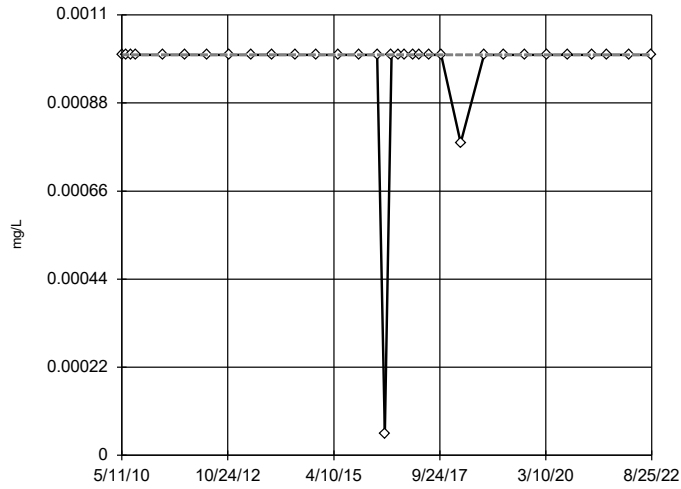


n = 33
 No outliers found. Tukey's method selected by user.
 Ladder of Powers transformations did not improve normality; analysis run on raw data.
 The results were invalidated, because the lower and upper quartiles are equal.

Constituent: Arsenic, Total Analysis Run 5/5/2023 8:51 AM View: Outliers
 Plant Scherer Client: Southern Company Data: Scherer Cell 1-CCR

Tukey's Outlier Screening

GWC-20

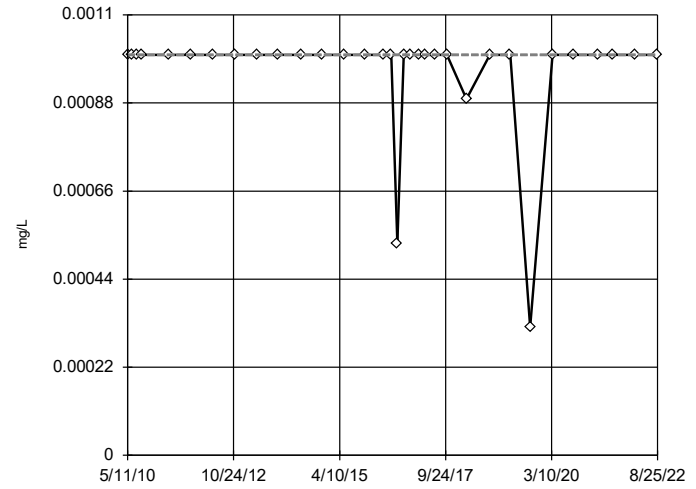


n = 33
 No outliers found.
 Tukey's method selected by user.
 Data were x⁶5 transformed to achieve best W statistic (graph shown in original units).
 The results were invalidated, because the lower and upper quartiles are equal.

Constituent: Arsenic, Total Analysis Run 5/5/2023 8:51 AM View: Outliers
 Plant Scherer Client: Southern Company Data: Scherer Cell 1-CCR

Tukey's Outlier Screening

GWC-3

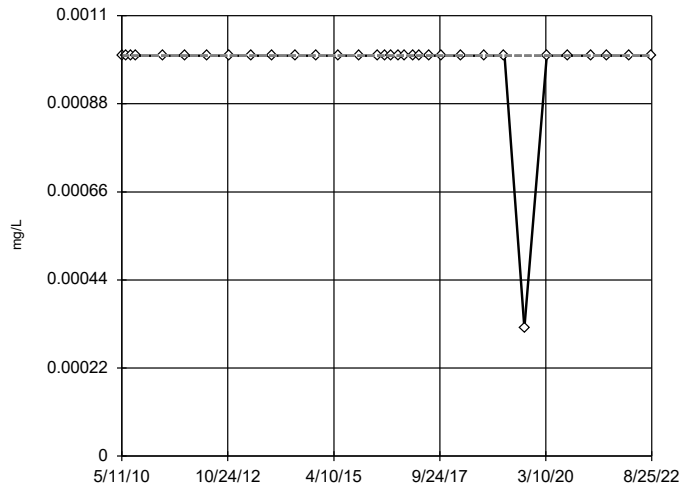


n = 33
 No outliers found.
 Tukey's method selected by user.
 Data were x⁶6 transformed to achieve best W statistic (graph shown in original units).
 The results were invalidated, because the lower and upper quartiles are equal.

Constituent: Arsenic, Total Analysis Run 5/5/2023 8:51 AM View: Outliers
 Plant Scherer Client: Southern Company Data: Scherer Cell 1-CCR

Tukey's Outlier Screening

GWC-4

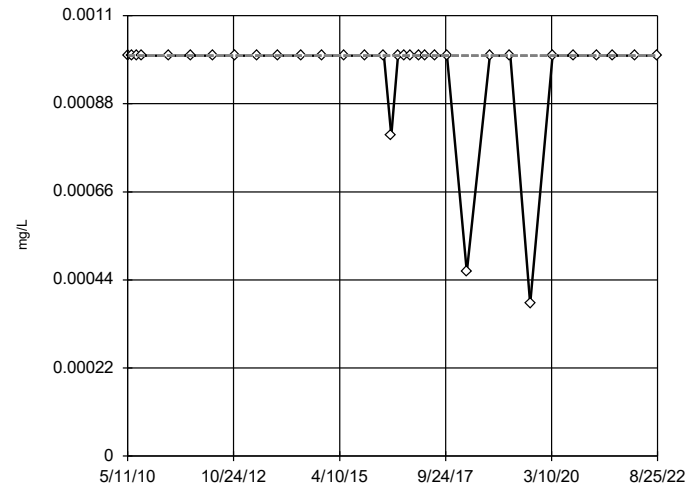


n = 33
 No outliers found.
 Tukey's method selected by user.
 Data were x⁴4 transformed to achieve best W statistic (graph shown in original units).
 The results were invalidated, because the lower and upper quartiles are equal.

Constituent: Arsenic, Total Analysis Run 5/5/2023 8:51 AM View: Outliers
 Plant Scherer Client: Southern Company Data: Scherer Cell 1-CCR

Tukey's Outlier Screening

GWC-5

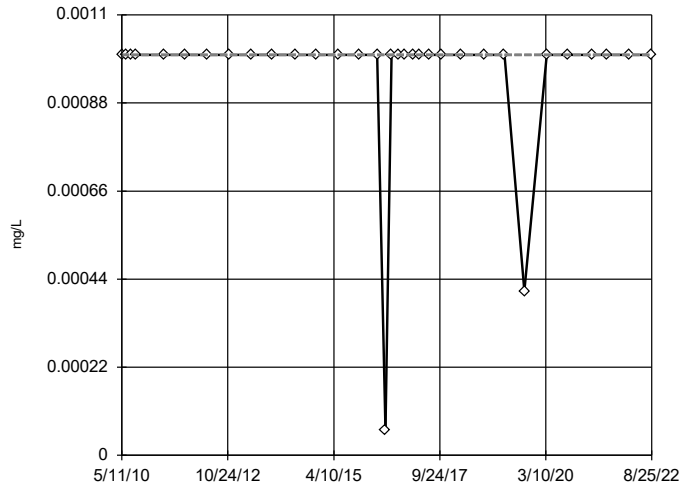


n = 33
 No outliers found.
 Tukey's method selected by user.
 Data were x⁵5 transformed to achieve best W statistic (graph shown in original units).
 The results were invalidated, because the lower and upper quartiles are equal.

Constituent: Arsenic, Total Analysis Run 5/5/2023 8:51 AM View: Outliers
 Plant Scherer Client: Southern Company Data: Scherer Cell 1-CCR

Tukey's Outlier Screening

GWC-6

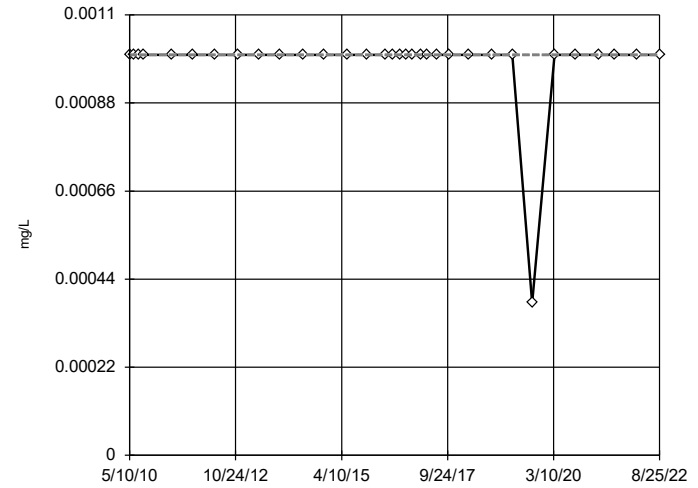


n = 33
 No outliers found. Tukey's method selected by user.
 Ladder of Powers transformations did not improve normality; analysis run on raw data.
 The results were invalidated, because the lower and upper quartiles are equal.

Constituent: Arsenic, Total Analysis Run 5/5/2023 8:51 AM View: Outliers
 Plant Scherer Client: Southern Company Data: Scherer Cell 1-CCR

Tukey's Outlier Screening

GWC-7

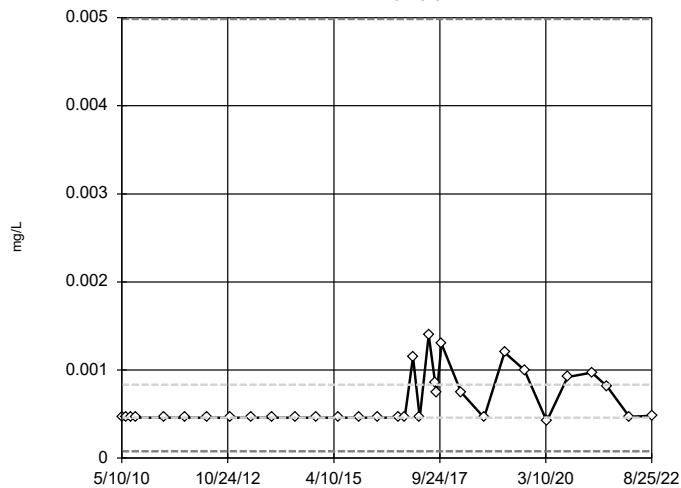


n = 33
 No outliers found. Tukey's method selected by user.
 Data were square root transformed to achieve best W statistic (graph shown in original units).
 The results were invalidated, because the lower and upper quartiles are equal.

Constituent: Arsenic, Total Analysis Run 5/5/2023 8:51 AM View: Outliers
 Plant Scherer Client: Southern Company Data: Scherer Cell 1-CCR

Tukey's Outlier Screening

GWC-8A

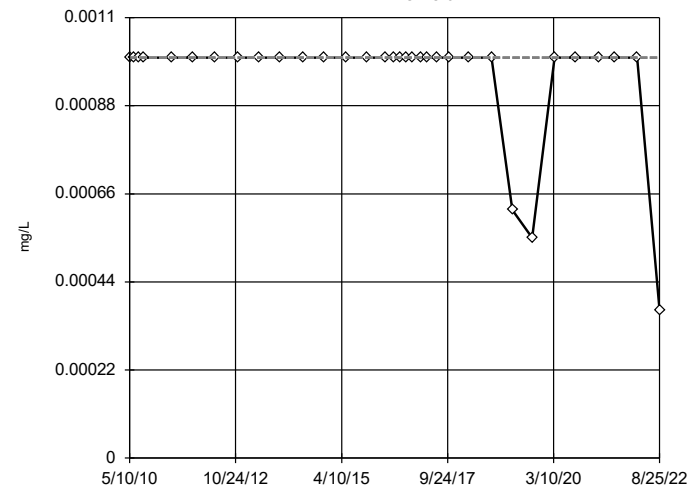


n = 33
 No outliers found. Tukey's method selected by user.
 Data were natural log transformed to achieve best W statistic (graph shown in original units).
 High cutoff = 0.004985, low cutoff = 0.00007701, based on IQR multiplier of 3.

Constituent: Arsenic, Total Analysis Run 5/5/2023 8:51 AM View: Outliers
 Plant Scherer Client: Southern Company Data: Scherer Cell 1-CCR

Tukey's Outlier Screening

GWC-9

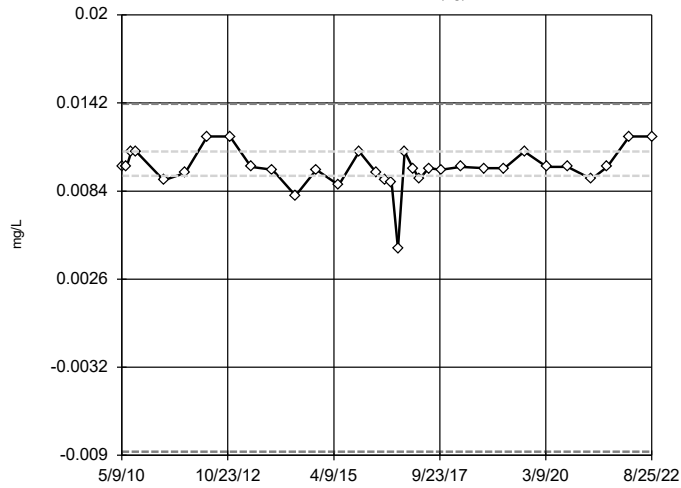


n = 33
 No outliers found. Tukey's method selected by user.
 Ladder of Powers transformations did not improve normality; analysis run on raw data.
 The results were invalidated, because the lower and upper quartiles are equal.

Constituent: Arsenic, Total Analysis Run 5/5/2023 8:51 AM View: Outliers
 Plant Scherer Client: Southern Company Data: Scherer Cell 1-CCR

Tukey's Outlier Screening

GWA-15 (bg)

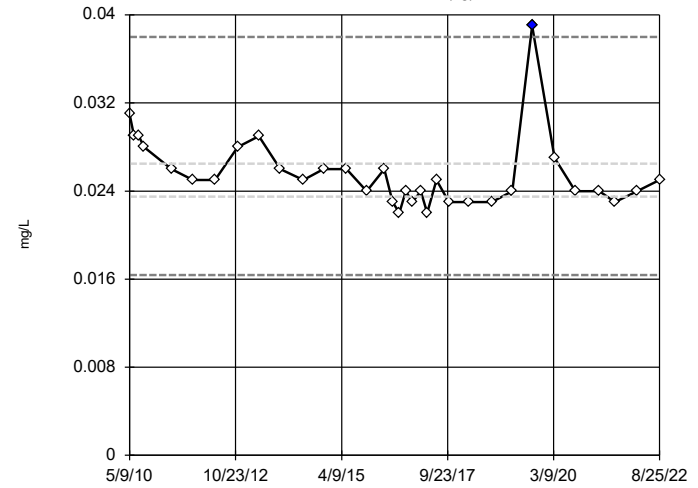


n = 33
 No outliers found.
 Tukey's method selected by user.
 Data were cube transformed to achieve best W statistic (graph shown in original units).
 High cutoff = 0.01415, low cutoff = -0.008758, based on IQR multiplier of 3.

Constituent: Barium, Total Analysis Run 5/5/2023 8:51 AM View: Outliers
 Plant Scherer Client: Southern Company Data: Scherer Cell 1-CCR

Tukey's Outlier Screening

GWA-16 (bg)

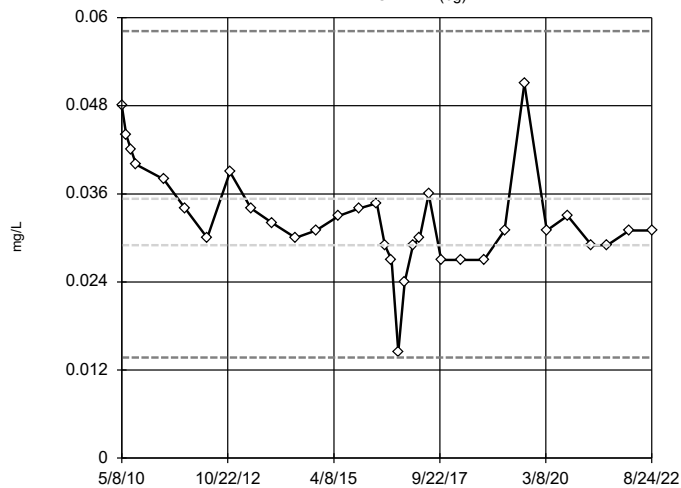


n = 33
 Outlier is drawn as solid. Tukey's method selected by user.
 Data were natural log transformed to achieve best W statistic (graph shown in original units).
 High cutoff = 0.038, low cutoff = 0.01638, based on IQR multiplier of 3.

Constituent: Barium, Total Analysis Run 5/5/2023 8:51 AM View: Outliers
 Plant Scherer Client: Southern Company Data: Scherer Cell 1-CCR

Tukey's Outlier Screening

GWA-17 (bg)

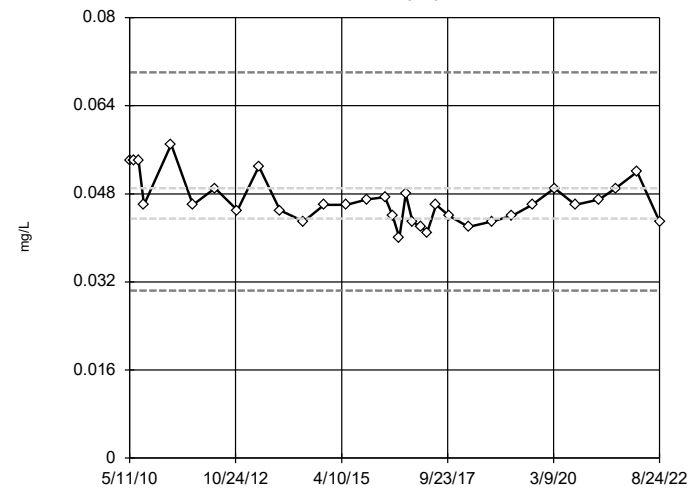


n = 33
 No outliers found.
 Tukey's method selected by user.
 Data were square root transformed to achieve best W statistic (graph shown in original units).
 High cutoff = 0.05815, low cutoff = 0.01372, based on IQR multiplier of 3.

Constituent: Barium, Total Analysis Run 5/5/2023 8:51 AM View: Outliers
 Plant Scherer Client: Southern Company Data: Scherer Cell 1-CCR

Tukey's Outlier Screening

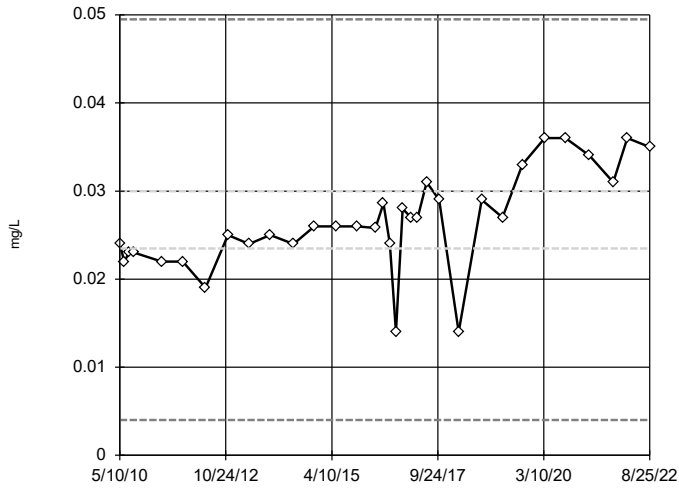
GWC-1



n = 33
 No outliers found.
 Tukey's method selected by user.
 Data were natural log transformed to achieve best W statistic (graph shown in original units).
 High cutoff = 0.07005, low cutoff = 0.03043, based on IQR multiplier of 3.

Constituent: Barium, Total Analysis Run 5/5/2023 8:51 AM View: Outliers
 Plant Scherer Client: Southern Company Data: Scherer Cell 1-CCR

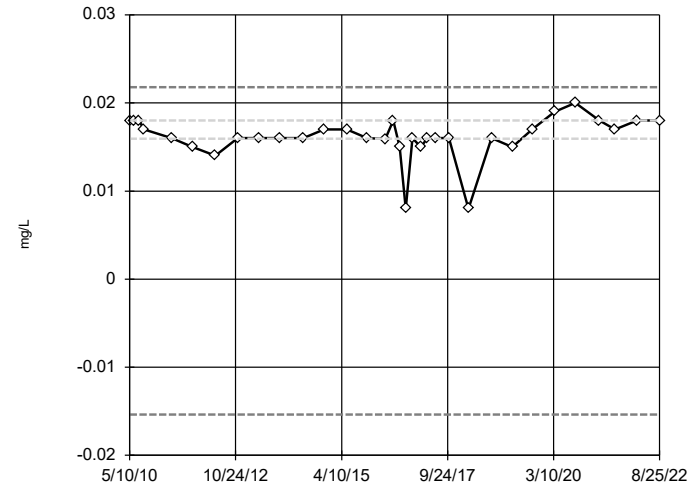
Tukey's Outlier Screening GWC-10



n = 33
No outliers found.
Tukey's method selected by user.
Ladder of Powers transformations did not improve normality; analysis run on raw data.
High cutoff = 0.0495, low cutoff = 0.004, based on IQR multiplier of 3.

Constituent: Barium, Total Analysis Run 5/5/2023 8:51 AM View: Outliers
Plant Scherer Client: Southern Company Data: Scherer Cell 1-CCR

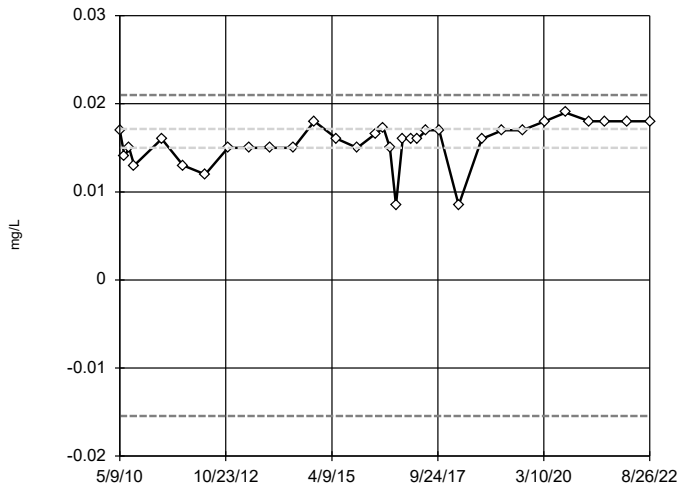
Tukey's Outlier Screening GWC-11



n = 33
No outliers found.
Tukey's method selected by user.
Data were x⁴ transformed to achieve best W statistic (graph shown in original units).
High cutoff = 0.0218, low cutoff = -0.01539, based on IQR multiplier of 3.

Constituent: Barium, Total Analysis Run 5/5/2023 8:51 AM View: Outliers
Plant Scherer Client: Southern Company Data: Scherer Cell 1-CCR

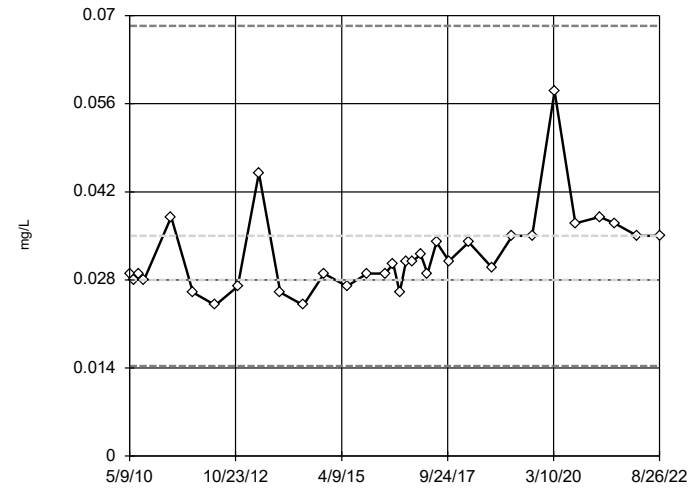
Tukey's Outlier Screening GWC-12



n = 33
No outliers found.
Tukey's method selected by user.
Data were x⁴ transformed to achieve best W statistic (graph shown in original units).
High cutoff = 0.021, low cutoff = -0.01546, based on IQR multiplier of 3.

Constituent: Barium, Total Analysis Run 5/5/2023 8:51 AM View: Outliers
Plant Scherer Client: Southern Company Data: Scherer Cell 1-CCR

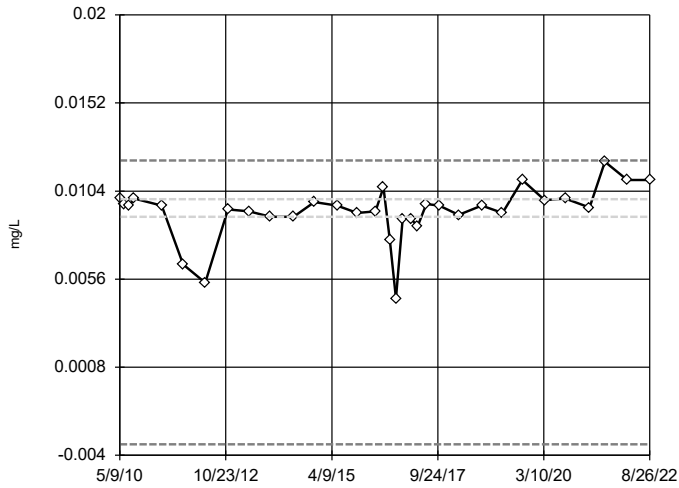
Tukey's Outlier Screening GWC-13



n = 33
No outliers found.
Tukey's method selected by user.
Data were natural log transformed to achieve best W statistic (graph shown in original units).
High cutoff = 0.06836, low cutoff = 0.01434, based on IQR multiplier of 3.

Constituent: Barium, Total Analysis Run 5/5/2023 8:51 AM View: Outliers
Plant Scherer Client: Southern Company Data: Scherer Cell 1-CCR

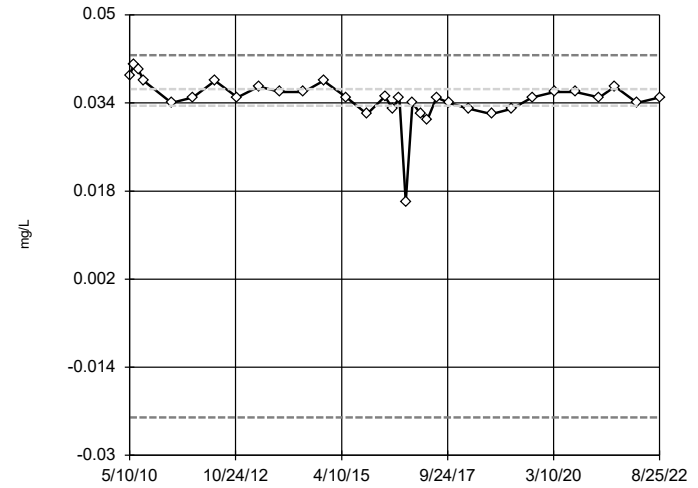
Tukey's Outlier Screening GWC-14



n = 33
 No outliers found.
 Tukey's method selected by user.
 Data were cube transformed to achieve best W statistic (graph shown in original units).
 High cutoff = 0.01206,
 low cutoff = -0.003404,
 based on IQR multiplier of 3.

Constituent: Barium, Total Analysis Run 5/5/2023 8:51 AM View: Outliers
 Plant Scherer Client: Southern Company Data: Scherer Cell 1-CCR

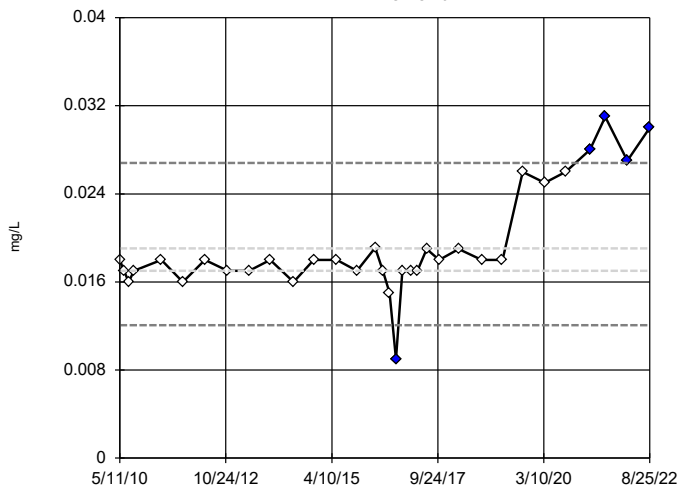
Tukey's Outlier Screening GWC-18



n = 33
 No outliers found.
 Tukey's method selected by user.
 Data were x⁴ transformed to achieve best W statistic (graph shown in original units).
 High cutoff = 0.0427,
 low cutoff = -0.02313,
 based on IQR multiplier of 3.

Constituent: Barium, Total Analysis Run 5/5/2023 8:51 AM View: Outliers
 Plant Scherer Client: Southern Company Data: Scherer Cell 1-CCR

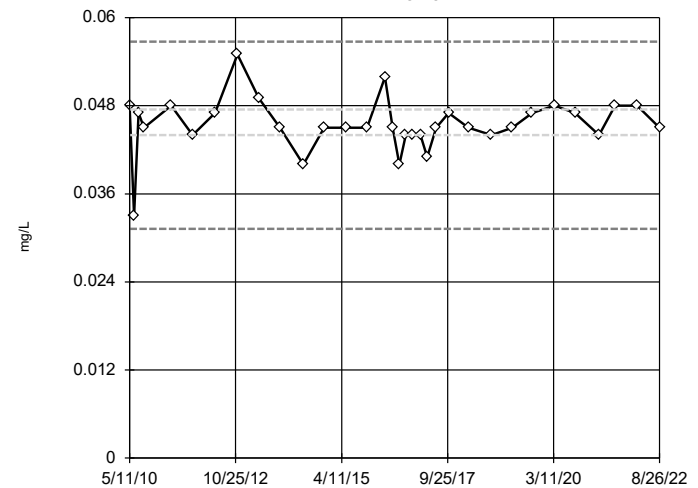
Tukey's Outlier Screening GWC-19



n = 33
 Outliers are drawn as solid.
 Tukey's method selected by user.
 Data were natural log transformed to achieve best W statistic (graph shown in original units).
 High cutoff = 0.02681,
 low cutoff = 0.01208,
 based on IQR multiplier of 3.

Constituent: Barium, Total Analysis Run 5/5/2023 8:51 AM View: Outliers
 Plant Scherer Client: Southern Company Data: Scherer Cell 1-CCR

Tukey's Outlier Screening GWC-2

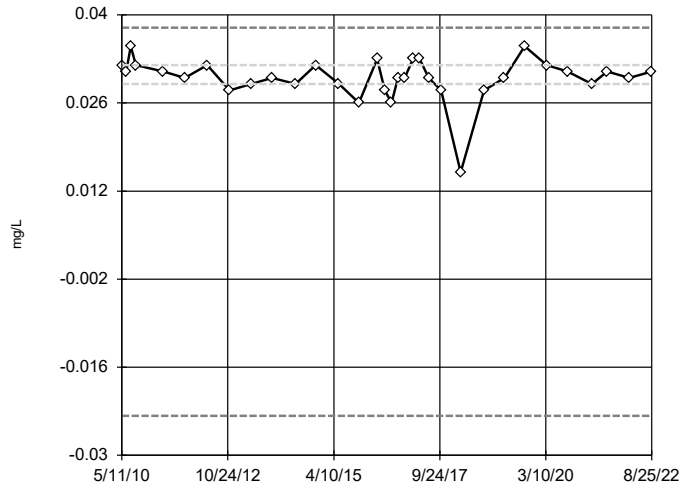


n = 33
 No outliers found.
 Tukey's method selected by user.
 Data were square transformed to achieve best W statistic (graph shown in original units).
 High cutoff = 0.05673,
 low cutoff = 0.03122,
 based on IQR multiplier of 3.

Constituent: Barium, Total Analysis Run 5/5/2023 8:51 AM View: Outliers
 Plant Scherer Client: Southern Company Data: Scherer Cell 1-CCR

Tukey's Outlier Screening

GWC-20

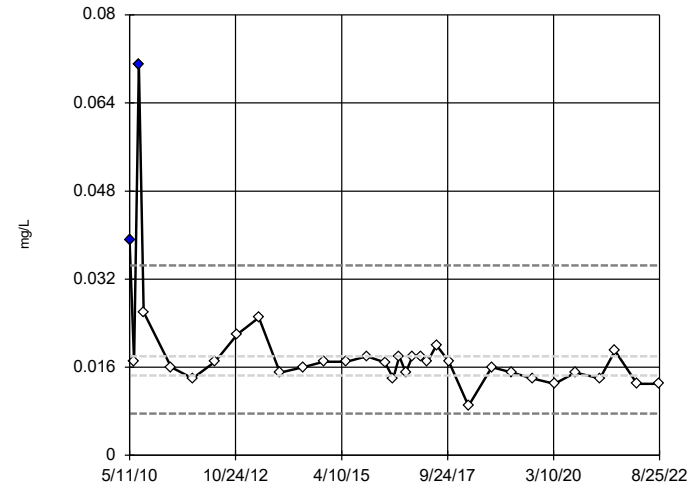


n = 33
 No outliers found.
 Tukey's method selected by user.
 Data were x^4 transformed to achieve best W statistic (graph shown in original units).
 High cutoff = 0.03794,
 low cutoff = -0.02372,
 based on IQR multiplier of 3.

Constituent: Barium, Total Analysis Run 5/5/2023 8:51 AM View: Outliers
 Plant Scherer Client: Southern Company Data: Scherer Cell 1-CCR

Tukey's Outlier Screening

GWC-3

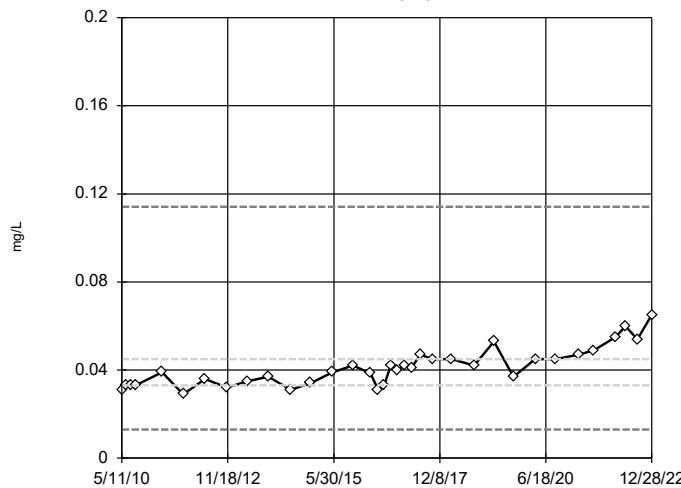


n = 33
 Outliers are drawn as solid.
 Tukey's method selected by user.
 Data were natural log transformed to achieve best W statistic (graph shown in original units).
 High cutoff = 0.0345,
 low cutoff = 0.007562,
 based on IQR multiplier of 3.

Constituent: Barium, Total Analysis Run 5/5/2023 8:51 AM View: Outliers
 Plant Scherer Client: Southern Company Data: Scherer Cell 1-CCR

Tukey's Outlier Screening

GWC-4

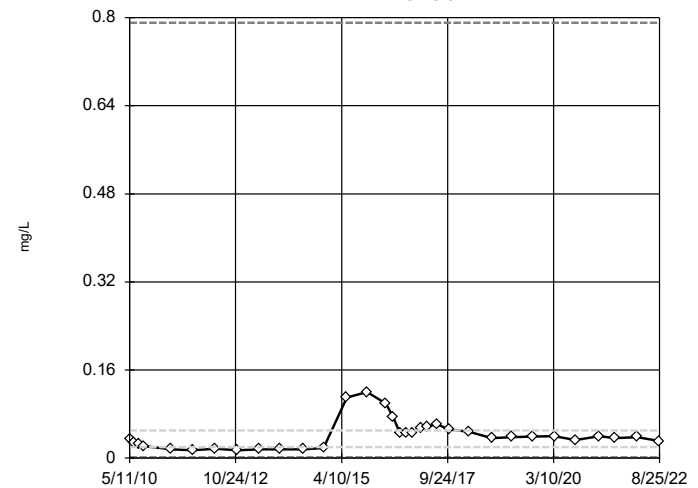


n = 35
 No outliers found.
 Tukey's method selected by user.
 Data were natural log transformed to achieve best W statistic (graph shown in original units).
 High cutoff = 0.1141,
 low cutoff = 0.01301,
 based on IQR multiplier of 3.

Constituent: Barium, Total Analysis Run 5/5/2023 8:52 AM View: Outliers
 Plant Scherer Client: Southern Company Data: Scherer Cell 1-CCR

Tukey's Outlier Screening

GWC-5

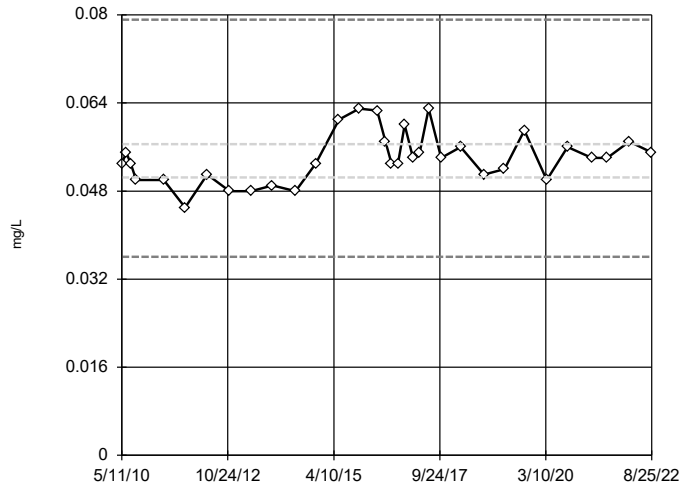


n = 33
 No outliers found.
 Tukey's method selected by user.
 Data were natural log transformed to achieve best W statistic (graph shown in original units).
 High cutoff = 0.7906,
 low cutoff = 0.001258,
 based on IQR multiplier of 3.

Constituent: Barium, Total Analysis Run 5/5/2023 8:52 AM View: Outliers
 Plant Scherer Client: Southern Company Data: Scherer Cell 1-CCR

Tukey's Outlier Screening

GWC-6

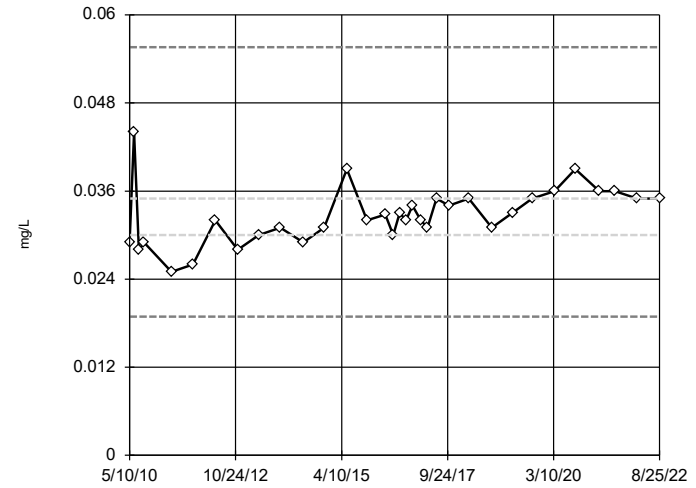


n = 33
 No outliers found.
 Tukey's method selected by user.
 Data were natural log transformed to achieve best W statistic (graph shown in original units).
 High cutoff = 0.07913,
 low cutoff = 0.03606,
 based on IQR multiplier of 3.

Constituent: Barium, Total Analysis Run 5/5/2023 8:52 AM View: Outliers
 Plant Scherer Client: Southern Company Data: Scherer Cell 1-CCR

Tukey's Outlier Screening

GWC-7

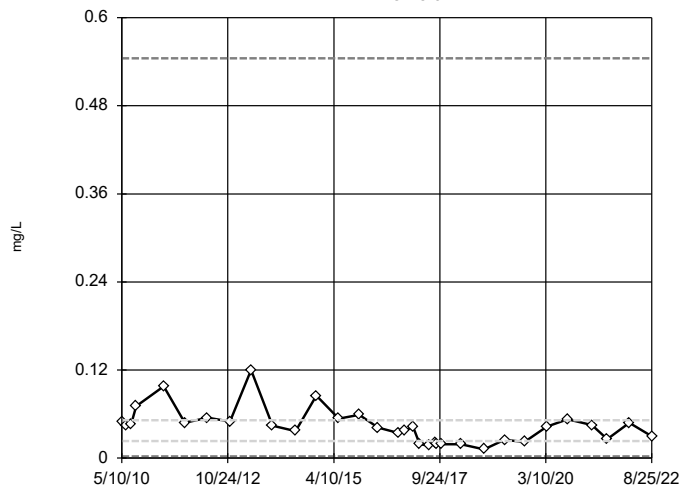


n = 33
 No outliers found.
 Tukey's method selected by user.
 Data were natural log transformed to achieve best W statistic (graph shown in original units).
 High cutoff = 0.05558,
 low cutoff = 0.01889,
 based on IQR multiplier of 3.

Constituent: Barium, Total Analysis Run 5/5/2023 8:52 AM View: Outliers
 Plant Scherer Client: Southern Company Data: Scherer Cell 1-CCR

Tukey's Outlier Screening

GWC-8A

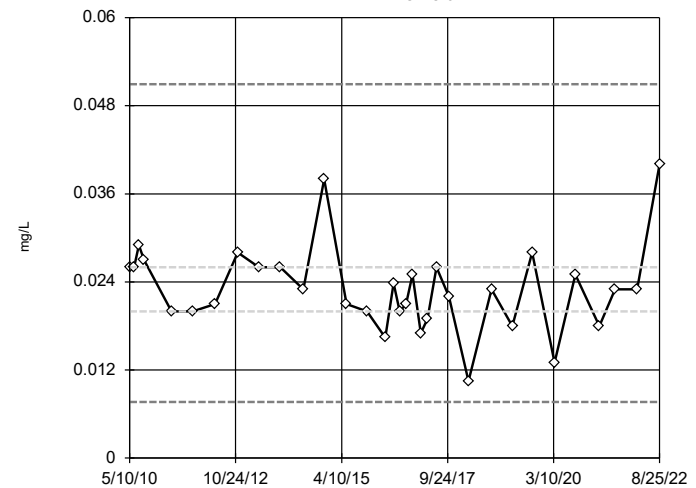


n = 33
 No outliers found.
 Tukey's method selected by user.
 Data were natural log transformed to achieve best W statistic (graph shown in original units).
 High cutoff = 0.5444,
 low cutoff = 0.002217,
 based on IQR multiplier of 3.

Constituent: Barium, Total Analysis Run 5/5/2023 8:52 AM View: Outliers
 Plant Scherer Client: Southern Company Data: Scherer Cell 1-CCR

Tukey's Outlier Screening

GWC-9

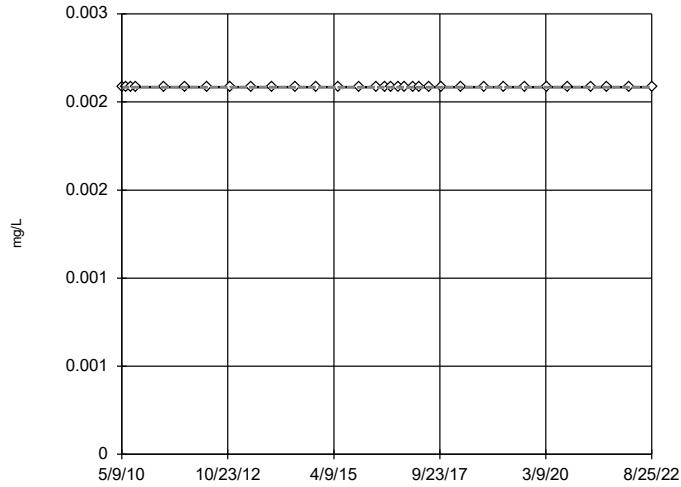


n = 33
 No outliers found.
 Tukey's method selected by user.
 Data were cube root transformed to achieve best W statistic (graph shown in original units).
 High cutoff = 0.05093,
 low cutoff = 0.007647,
 based on IQR multiplier of 3.

Constituent: Barium, Total Analysis Run 5/5/2023 8:52 AM View: Outliers
 Plant Scherer Client: Southern Company Data: Scherer Cell 1-CCR

Tukey's Outlier Screening

GWA-15 (bg)

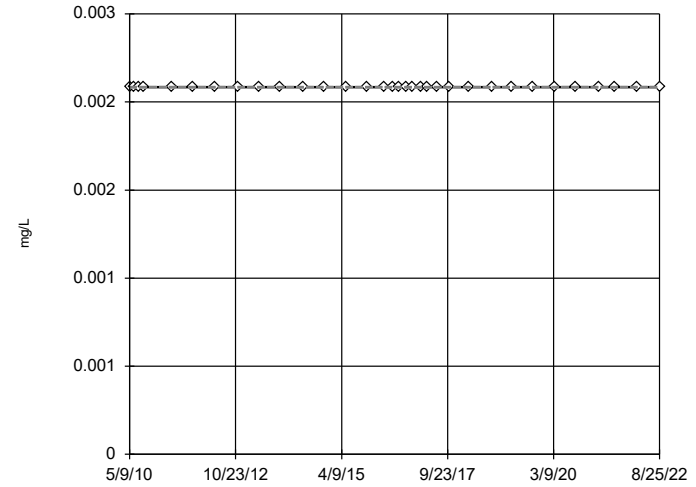


n = 33
 No outliers found.
 Tukey's method selected by user.
 Data were square root transformed to achieve best W statistic (graph shown in original units).
 The results were invalidated, because the lower and upper quartiles are equal.

Constituent: Beryllium, Total Analysis Run 5/5/2023 8:52 AM View: Outliers
 Plant Scherer Client: Southern Company Data: Scherer Cell 1-CCR

Tukey's Outlier Screening

GWA-16 (bg)

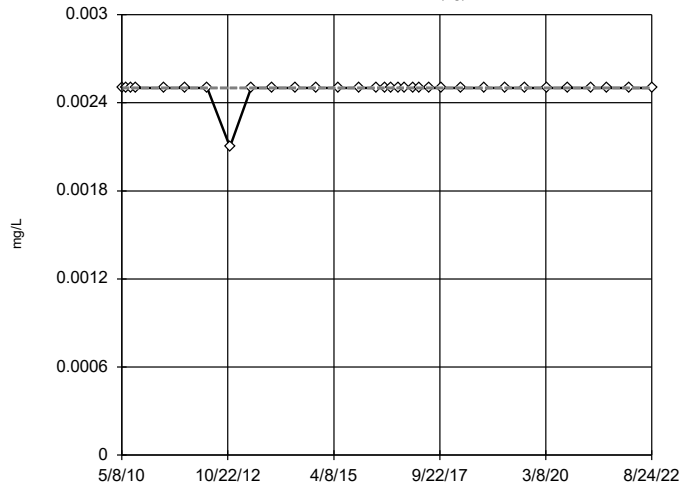


n = 33
 No outliers found.
 Tukey's method selected by user.
 Data were square root transformed to achieve best W statistic (graph shown in original units).
 The results were invalidated, because the lower and upper quartiles are equal.

Constituent: Beryllium, Total Analysis Run 5/5/2023 8:52 AM View: Outliers
 Plant Scherer Client: Southern Company Data: Scherer Cell 1-CCR

Tukey's Outlier Screening

GWA-17 (bg)

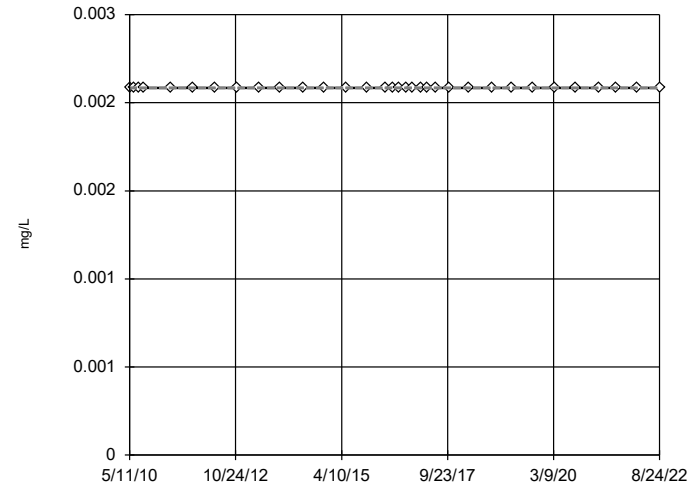


n = 33
 No outliers found.
 Tukey's method selected by user.
 Data were x*5 transformed to achieve best W statistic (graph shown in original units).
 The results were invalidated, because the lower and upper quartiles are equal.

Constituent: Beryllium, Total Analysis Run 5/5/2023 8:52 AM View: Outliers
 Plant Scherer Client: Southern Company Data: Scherer Cell 1-CCR

Tukey's Outlier Screening

GWC-1

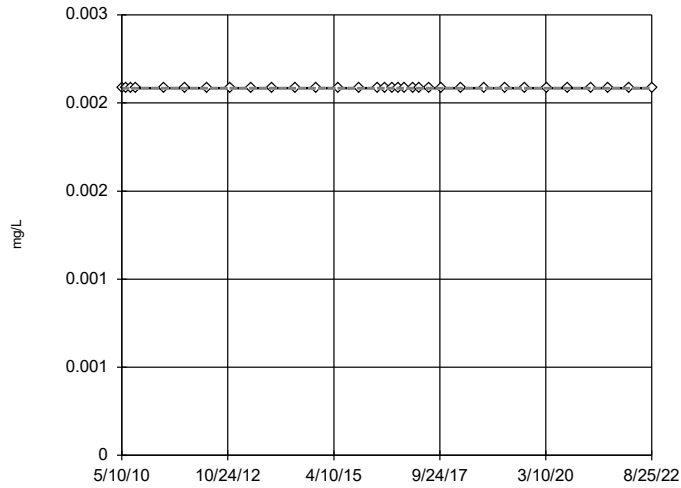


n = 33
 No outliers found.
 Tukey's method selected by user.
 Data were square root transformed to achieve best W statistic (graph shown in original units).
 The results were invalidated, because the lower and upper quartiles are equal.

Constituent: Beryllium, Total Analysis Run 5/5/2023 8:52 AM View: Outliers
 Plant Scherer Client: Southern Company Data: Scherer Cell 1-CCR

Tukey's Outlier Screening

GWC-10

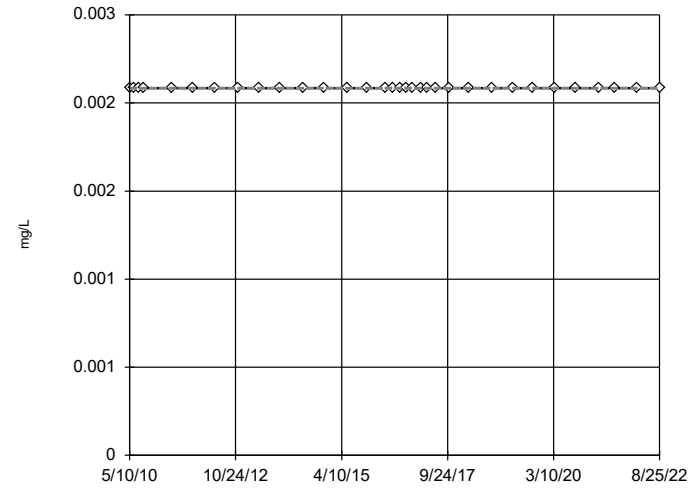


n = 33
 No outliers found.
 Tukey's method selected by user.
 Data were square root transformed to achieve best W statistic (graph shown in original units).
 The results were invalidated, because the lower and upper quartiles are equal.

Constituent: Beryllium, Total Analysis Run 5/5/2023 8:52 AM View: Outliers
 Plant Scherer Client: Southern Company Data: Scherer Cell 1-CCR

Tukey's Outlier Screening

GWC-11

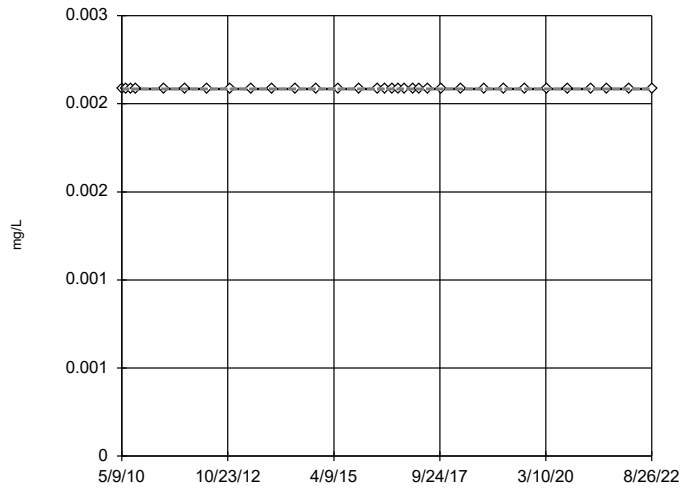


n = 33
 No outliers found.
 Tukey's method selected by user.
 Data were square root transformed to achieve best W statistic (graph shown in original units).
 The results were invalidated, because the lower and upper quartiles are equal.

Constituent: Beryllium, Total Analysis Run 5/5/2023 8:52 AM View: Outliers
 Plant Scherer Client: Southern Company Data: Scherer Cell 1-CCR

Tukey's Outlier Screening

GWC-12

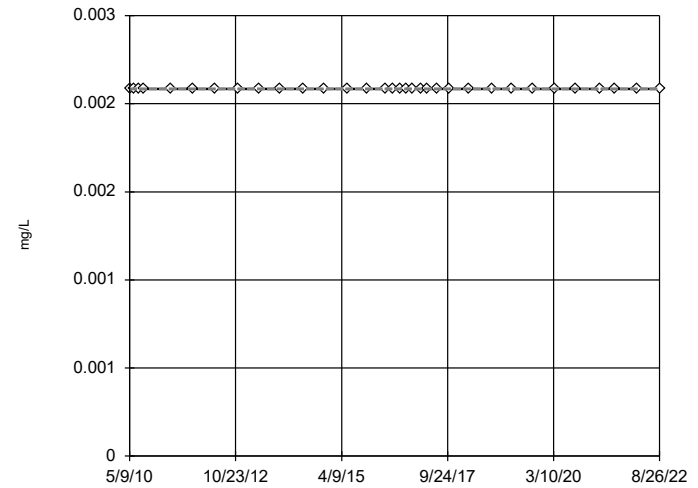


n = 33
 No outliers found.
 Tukey's method selected by user.
 Data were square root transformed to achieve best W statistic (graph shown in original units).
 The results were invalidated, because the lower and upper quartiles are equal.

Constituent: Beryllium, Total Analysis Run 5/5/2023 8:52 AM View: Outliers
 Plant Scherer Client: Southern Company Data: Scherer Cell 1-CCR

Tukey's Outlier Screening

GWC-13

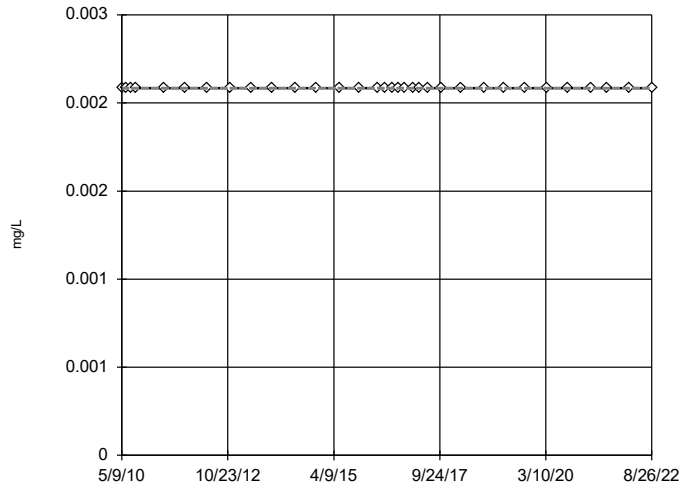


n = 33
 No outliers found.
 Tukey's method selected by user.
 Data were square root transformed to achieve best W statistic (graph shown in original units).
 The results were invalidated, because the lower and upper quartiles are equal.

Constituent: Beryllium, Total Analysis Run 5/5/2023 8:52 AM View: Outliers
 Plant Scherer Client: Southern Company Data: Scherer Cell 1-CCR

Tukey's Outlier Screening

GWC-14

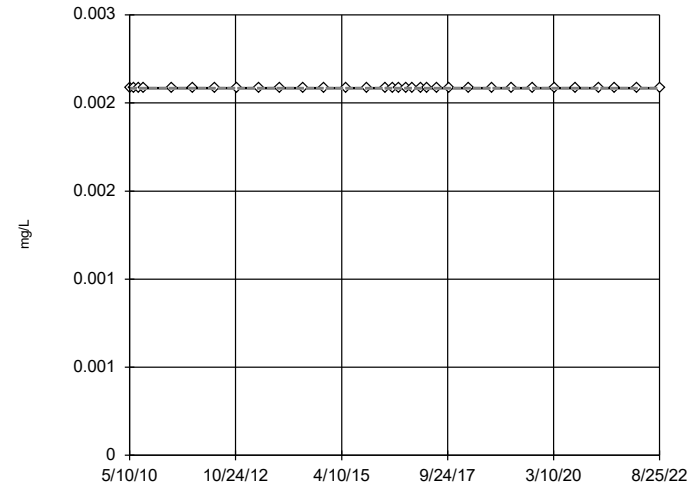


n = 33
 No outliers found.
 Tukey's method selected by user.
 Data were square root transformed to achieve best W statistic (graph shown in original units).
 The results were invalidated, because the lower and upper quartiles are equal.

Constituent: Beryllium, Total Analysis Run 5/5/2023 8:52 AM View: Outliers
 Plant Scherer Client: Southern Company Data: Scherer Cell 1-CCR

Tukey's Outlier Screening

GWC-18

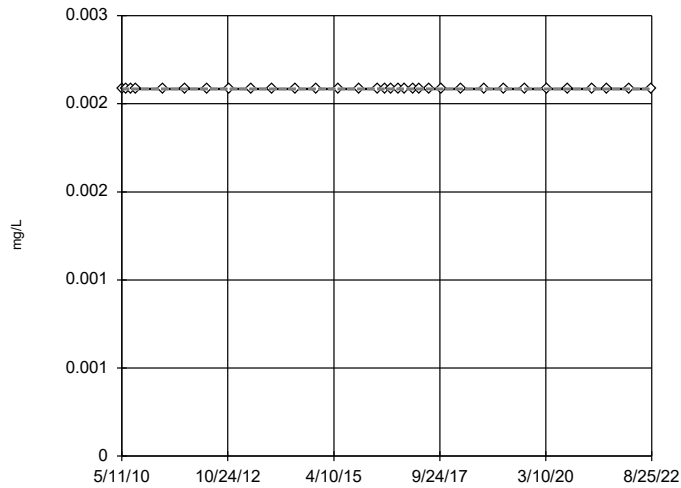


n = 33
 No outliers found.
 Tukey's method selected by user.
 Data were square root transformed to achieve best W statistic (graph shown in original units).
 The results were invalidated, because the lower and upper quartiles are equal.

Constituent: Beryllium, Total Analysis Run 5/5/2023 8:52 AM View: Outliers
 Plant Scherer Client: Southern Company Data: Scherer Cell 1-CCR

Tukey's Outlier Screening

GWC-19

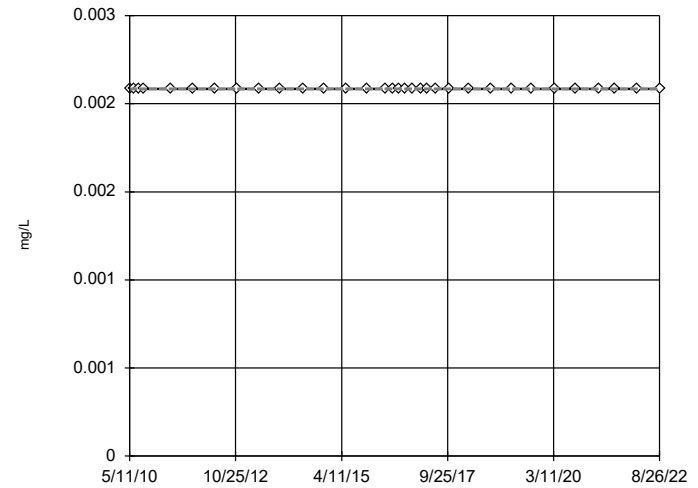


n = 33
 No outliers found.
 Tukey's method selected by user.
 Data were square root transformed to achieve best W statistic (graph shown in original units).
 The results were invalidated, because the lower and upper quartiles are equal.

Constituent: Beryllium, Total Analysis Run 5/5/2023 8:52 AM View: Outliers
 Plant Scherer Client: Southern Company Data: Scherer Cell 1-CCR

Tukey's Outlier Screening

GWC-2

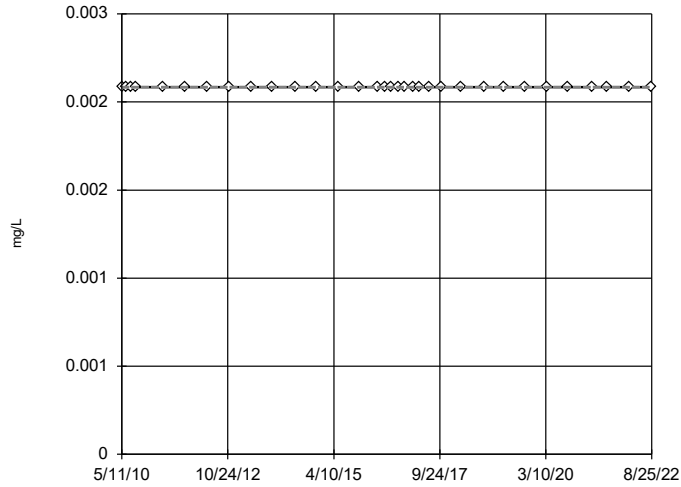


n = 33
 No outliers found.
 Tukey's method selected by user.
 Data were square root transformed to achieve best W statistic (graph shown in original units).
 The results were invalidated, because the lower and upper quartiles are equal.

Constituent: Beryllium, Total Analysis Run 5/5/2023 8:52 AM View: Outliers
 Plant Scherer Client: Southern Company Data: Scherer Cell 1-CCR

Tukey's Outlier Screening

GWC-20

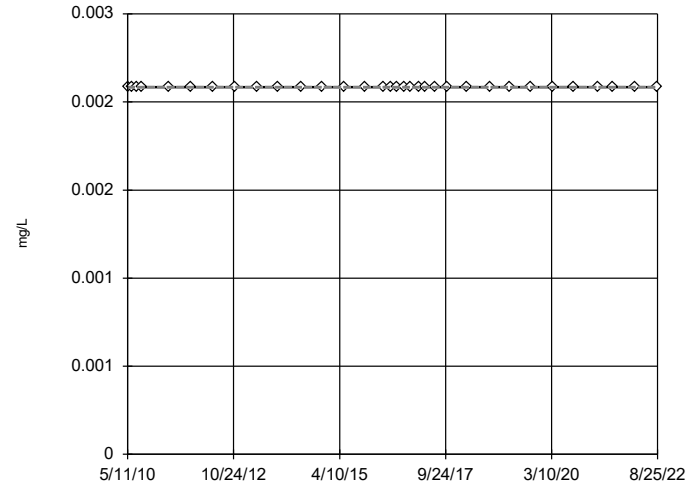


n = 33
 No outliers found.
 Tukey's method selected by user.
 Data were square root transformed to achieve best W statistic (graph shown in original units).
 The results were invalidated, because the lower and upper quartiles are equal.

Constituent: Beryllium, Total Analysis Run 5/5/2023 8:52 AM View: Outliers
 Plant Scherer Client: Southern Company Data: Scherer Cell 1-CCR

Tukey's Outlier Screening

GWC-3

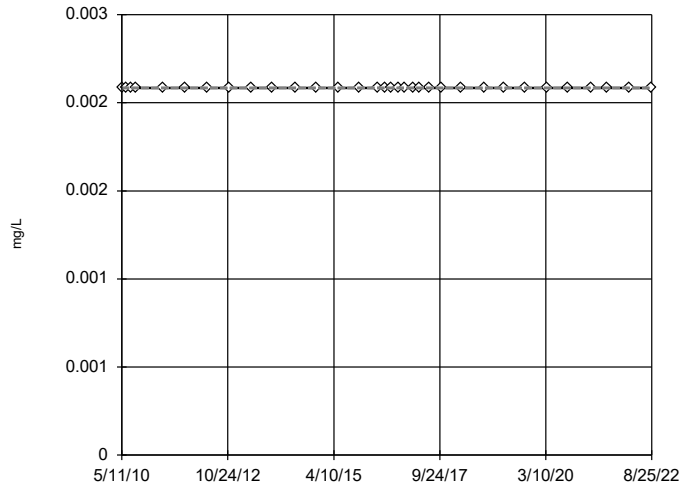


n = 33
 No outliers found.
 Tukey's method selected by user.
 Data were square root transformed to achieve best W statistic (graph shown in original units).
 The results were invalidated, because the lower and upper quartiles are equal.

Constituent: Beryllium, Total Analysis Run 5/5/2023 8:52 AM View: Outliers
 Plant Scherer Client: Southern Company Data: Scherer Cell 1-CCR

Tukey's Outlier Screening

GWC-4

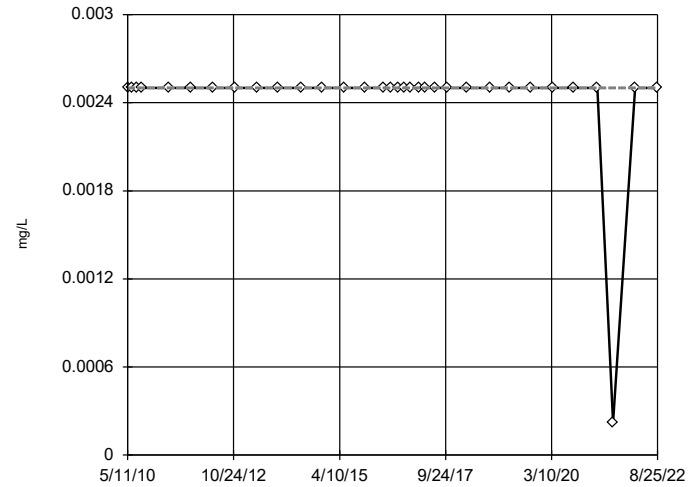


n = 33
 No outliers found.
 Tukey's method selected by user.
 Data were square root transformed to achieve best W statistic (graph shown in original units).
 The results were invalidated, because the lower and upper quartiles are equal.

Constituent: Beryllium, Total Analysis Run 5/5/2023 8:52 AM View: Outliers
 Plant Scherer Client: Southern Company Data: Scherer Cell 1-CCR

Tukey's Outlier Screening

GWC-5

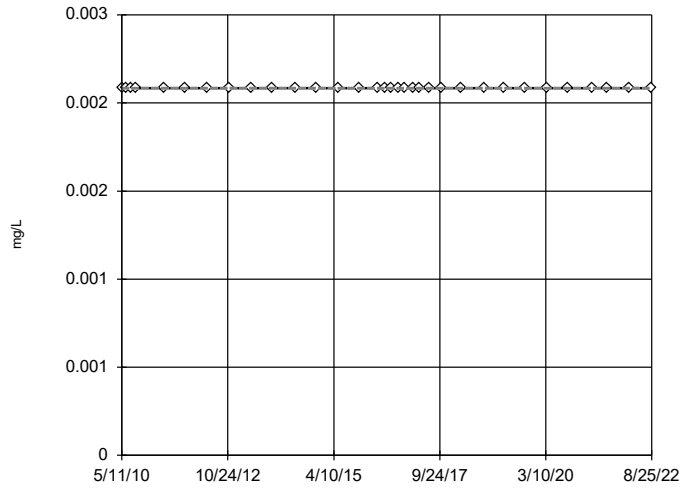


n = 33
 No outliers found.
 Tukey's method selected by user.
 Data were cube transformed to achieve best W statistic (graph shown in original units).
 The results were invalidated, because the lower and upper quartiles are equal.

Constituent: Beryllium, Total Analysis Run 5/5/2023 8:52 AM View: Outliers
 Plant Scherer Client: Southern Company Data: Scherer Cell 1-CCR

Tukey's Outlier Screening

GWC-6

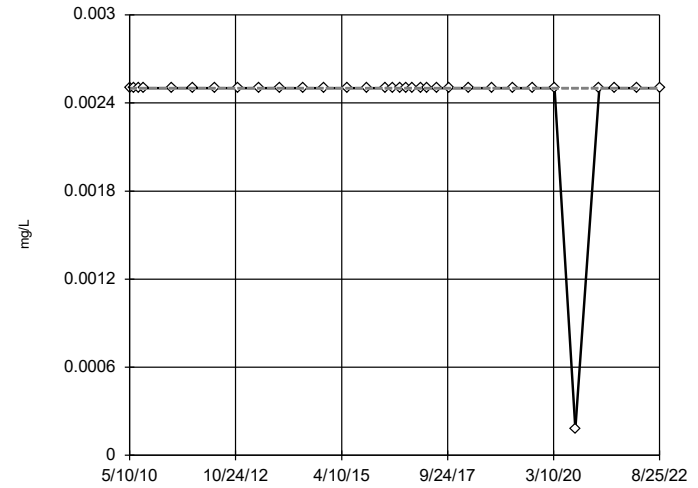


n = 33
 No outliers found.
 Tukey's method selected by user.
 Data were square root transformed to achieve best W statistic (graph shown in original units).
 The results were invalidated, because the lower and upper quartiles are equal.

Constituent: Beryllium, Total Analysis Run 5/5/2023 8:52 AM View: Outliers
 Plant Scherer Client: Southern Company Data: Scherer Cell 1-CCR

Tukey's Outlier Screening

GWC-7

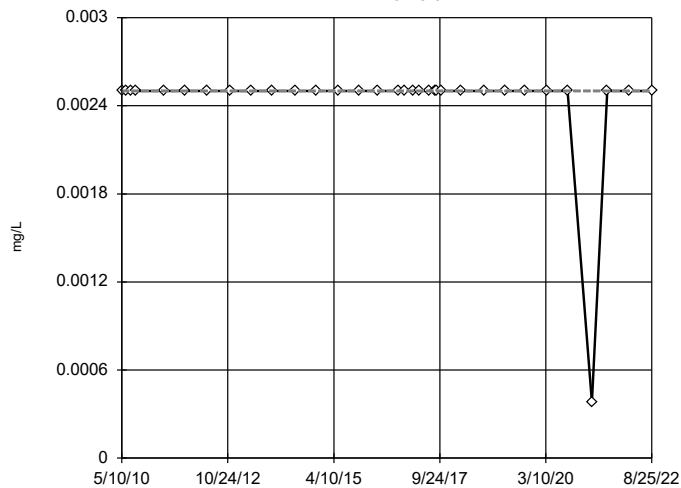


n = 33
 No outliers found.
 Tukey's method selected by user.
 Data were cube transformed to achieve best W statistic (graph shown in original units).
 The results were invalidated, because the lower and upper quartiles are equal.

Constituent: Beryllium, Total Analysis Run 5/5/2023 8:52 AM View: Outliers
 Plant Scherer Client: Southern Company Data: Scherer Cell 1-CCR

Tukey's Outlier Screening

GWC-8A

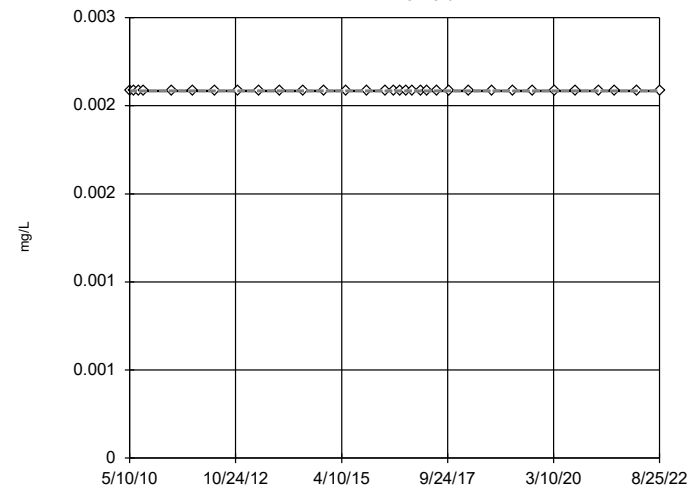


n = 33
 No outliers found.
 Tukey's method selected by user.
 Data were x*6 transformed to achieve best W statistic (graph shown in original units).
 The results were invalidated, because the lower and upper quartiles are equal.

Constituent: Beryllium, Total Analysis Run 5/5/2023 8:52 AM View: Outliers
 Plant Scherer Client: Southern Company Data: Scherer Cell 1-CCR

Tukey's Outlier Screening

GWC-9

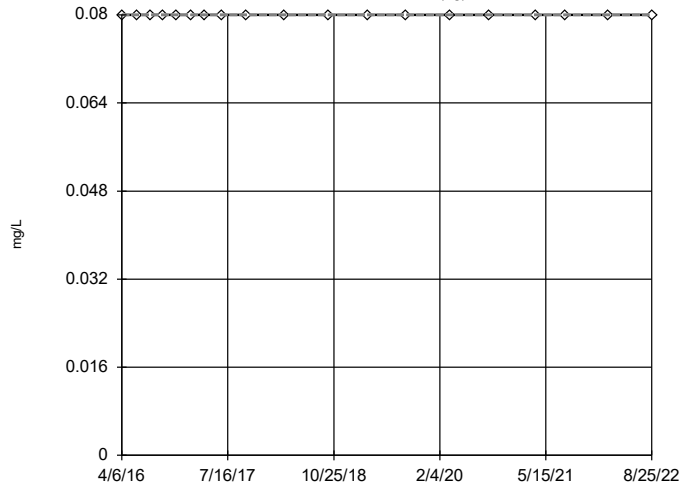


n = 33
 No outliers found.
 Tukey's method selected by user.
 Data were square root transformed to achieve best W statistic (graph shown in original units).
 The results were invalidated, because the lower and upper quartiles are equal.

Constituent: Beryllium, Total Analysis Run 5/5/2023 8:52 AM View: Outliers
 Plant Scherer Client: Southern Company Data: Scherer Cell 1-CCR

Tukey's Outlier Screening

GWA-15 (bg)



n = 19

No outliers found. Tukey's method selected by user.

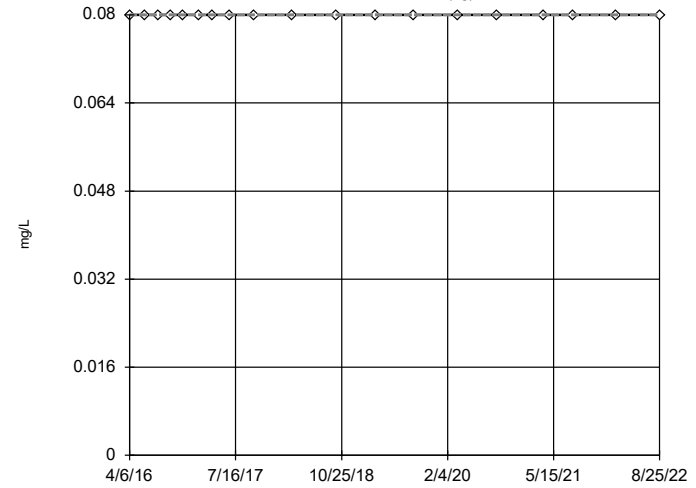
Data were cube root transformed to achieve best W statistic (graph shown in original units).

The results were invalidated, because the lower and upper quartiles are equal.

Constituent: Boron Analysis Run 5/5/2023 8:52 AM View: Outliers
Plant Scherer Client: Southern Company Data: Scherer Cell 1-CCR

Tukey's Outlier Screening

GWA-16 (bg)



n = 19

No outliers found. Tukey's method selected by user.

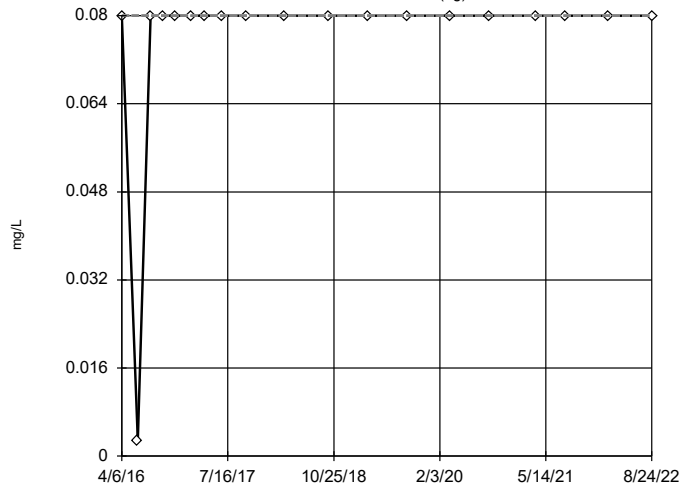
Data were cube root transformed to achieve best W statistic (graph shown in original units).

The results were invalidated, because the lower and upper quartiles are equal.

Constituent: Boron Analysis Run 5/5/2023 8:52 AM View: Outliers
Plant Scherer Client: Southern Company Data: Scherer Cell 1-CCR

Tukey's Outlier Screening

GWA-17 (bg)



n = 19

No outliers found. Tukey's method selected by user.

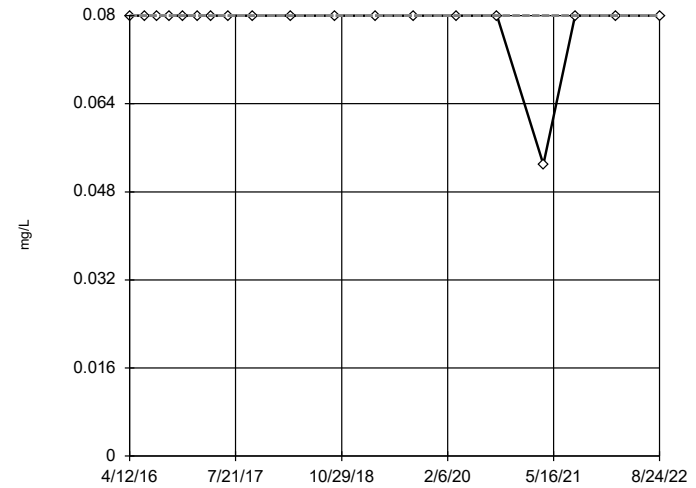
Ladder of Powers transformations did not improve normality; analysis run on raw data.

The results were invalidated, because the lower and upper quartiles are equal.

Constituent: Boron Analysis Run 5/5/2023 8:52 AM View: Outliers
Plant Scherer Client: Southern Company Data: Scherer Cell 1-CCR

Tukey's Outlier Screening

GWC-1



n = 19

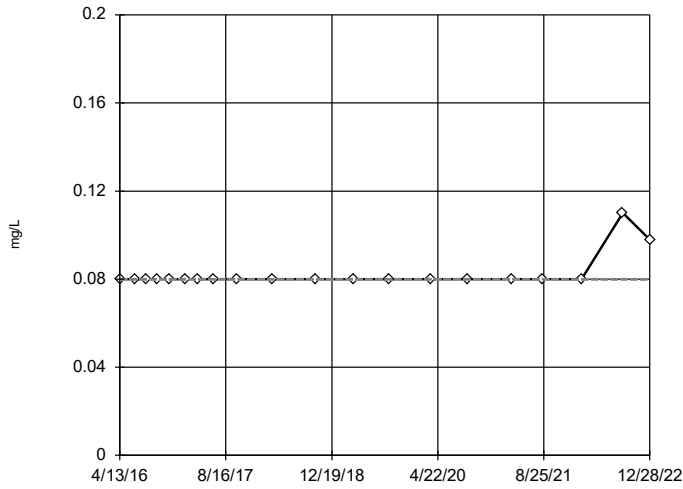
No outliers found. Tukey's method selected by user.

Data were x^4 transformed to achieve best W statistic (graph shown in original units).

The results were invalidated, because the lower and upper quartiles are equal.

Constituent: Boron Analysis Run 5/5/2023 8:52 AM View: Outliers
Plant Scherer Client: Southern Company Data: Scherer Cell 1-CCR

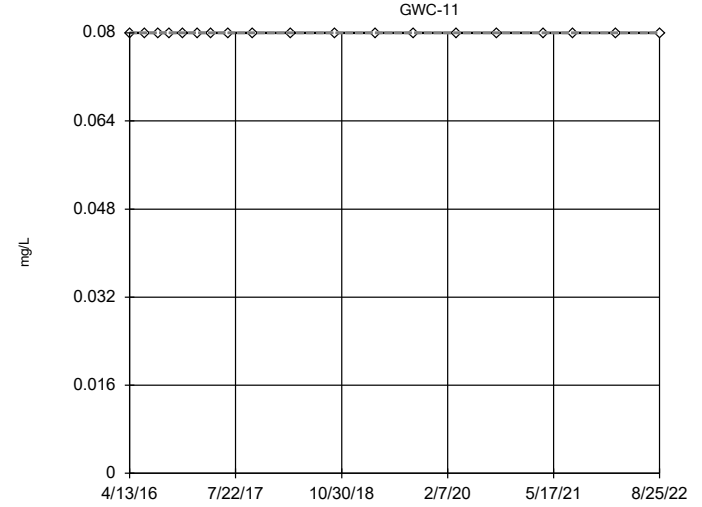
Tukey's Outlier Screening GWC-10



n = 20
 No outliers found.
 Tukey's method selected by user.
 Data were natural log transformed to achieve best W statistic (graph shown in original units).
 The results were invalidated, because the lower and upper quartiles are equal.

Constituent: Boron Analysis Run 5/5/2023 8:52 AM View: Outliers
 Plant Scherer Client: Southern Company Data: Scherer Cell 1-CCR

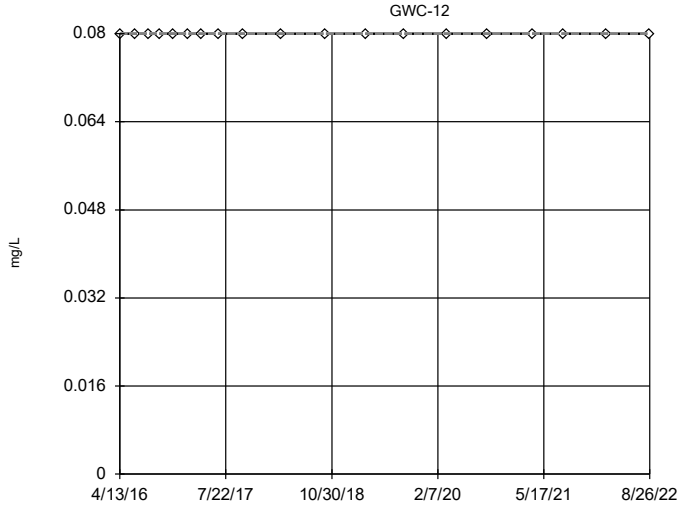
Tukey's Outlier Screening GWC-11



n = 19
 No outliers found.
 Tukey's method selected by user.
 Data were cube root transformed to achieve best W statistic (graph shown in original units).
 The results were invalidated, because the lower and upper quartiles are equal.

Constituent: Boron Analysis Run 5/5/2023 8:52 AM View: Outliers
 Plant Scherer Client: Southern Company Data: Scherer Cell 1-CCR

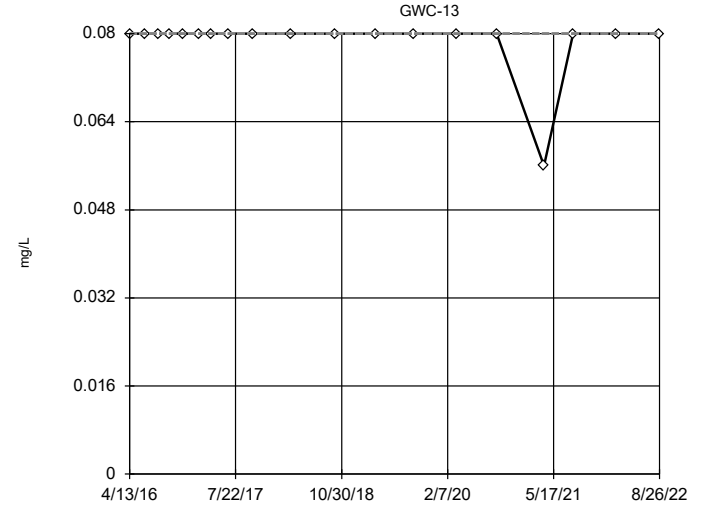
Tukey's Outlier Screening GWC-12



n = 19
 No outliers found.
 Tukey's method selected by user.
 Data were cube root transformed to achieve best W statistic (graph shown in original units).
 The results were invalidated, because the lower and upper quartiles are equal.

Constituent: Boron Analysis Run 5/5/2023 8:52 AM View: Outliers
 Plant Scherer Client: Southern Company Data: Scherer Cell 1-CCR

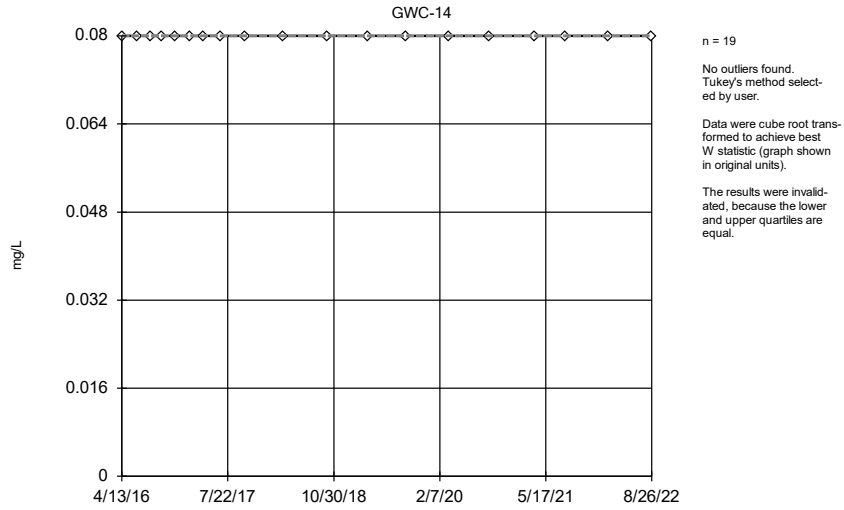
Tukey's Outlier Screening GWC-13



n = 19
 No outliers found.
 Tukey's method selected by user.
 Data were cube root transformed to achieve best W statistic (graph shown in original units).
 The results were invalidated, because the lower and upper quartiles are equal.

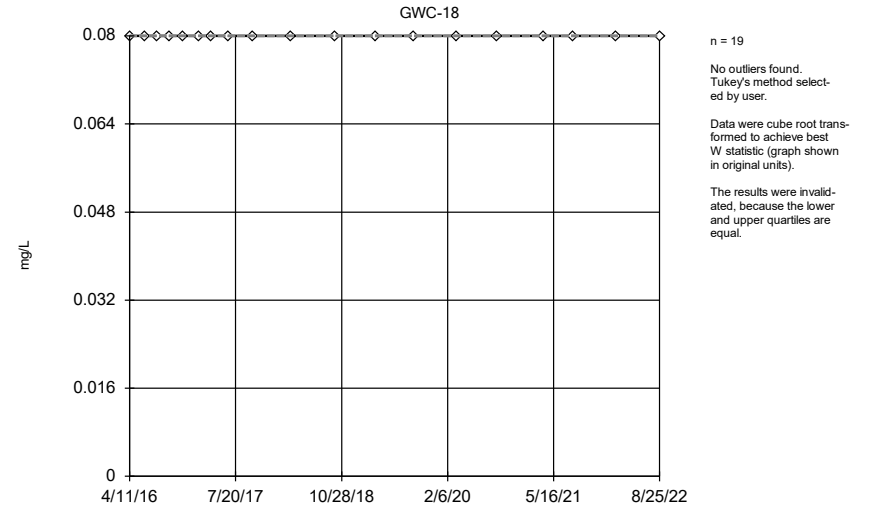
Constituent: Boron Analysis Run 5/5/2023 8:52 AM View: Outliers
 Plant Scherer Client: Southern Company Data: Scherer Cell 1-CCR

Tukey's Outlier Screening



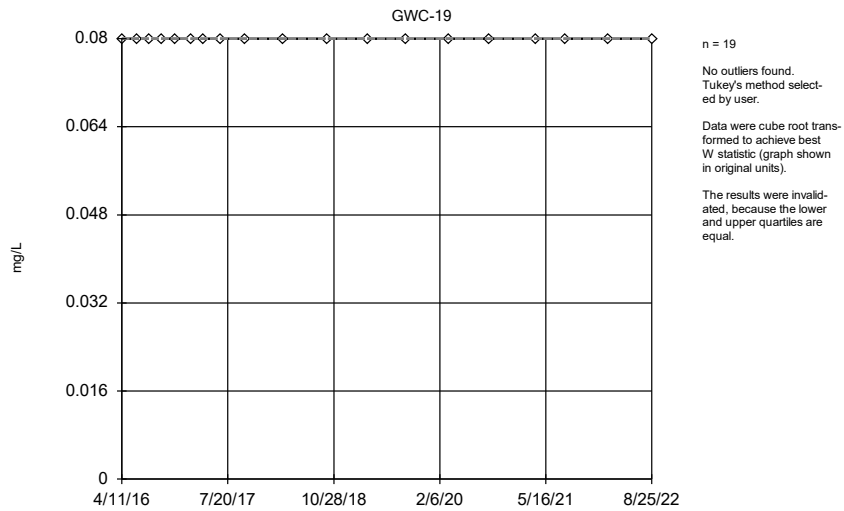
Constituent: Boron Analysis Run 5/5/2023 8:52 AM View: Outliers
Plant Scherer Client: Southern Company Data: Scherer Cell 1-CCR

Tukey's Outlier Screening



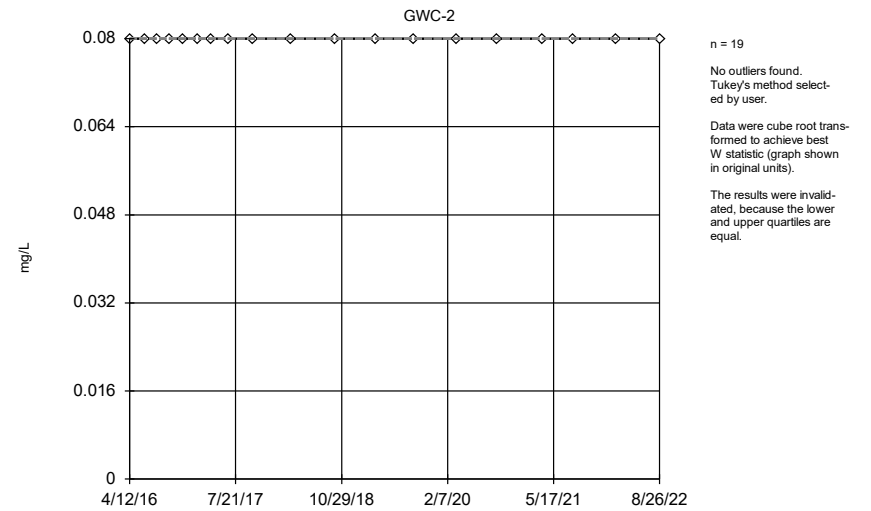
Constituent: Boron Analysis Run 5/5/2023 8:52 AM View: Outliers
Plant Scherer Client: Southern Company Data: Scherer Cell 1-CCR

Tukey's Outlier Screening



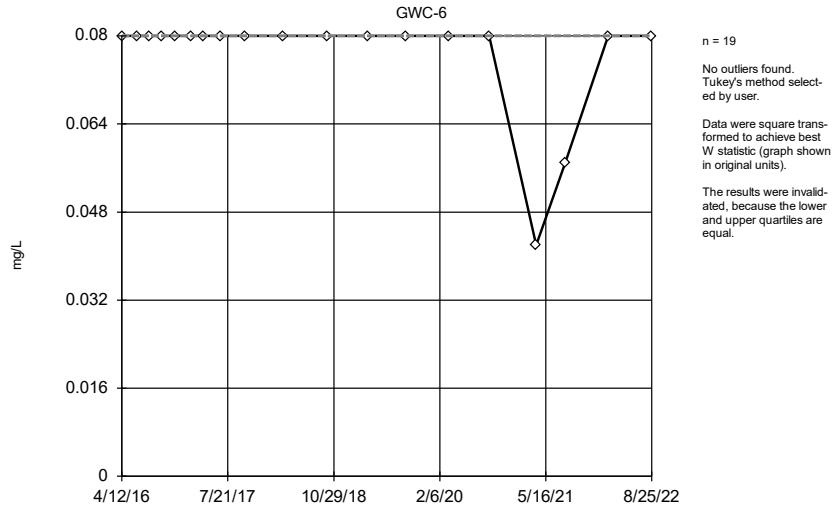
Constituent: Boron Analysis Run 5/5/2023 8:52 AM View: Outliers
Plant Scherer Client: Southern Company Data: Scherer Cell 1-CCR

Tukey's Outlier Screening



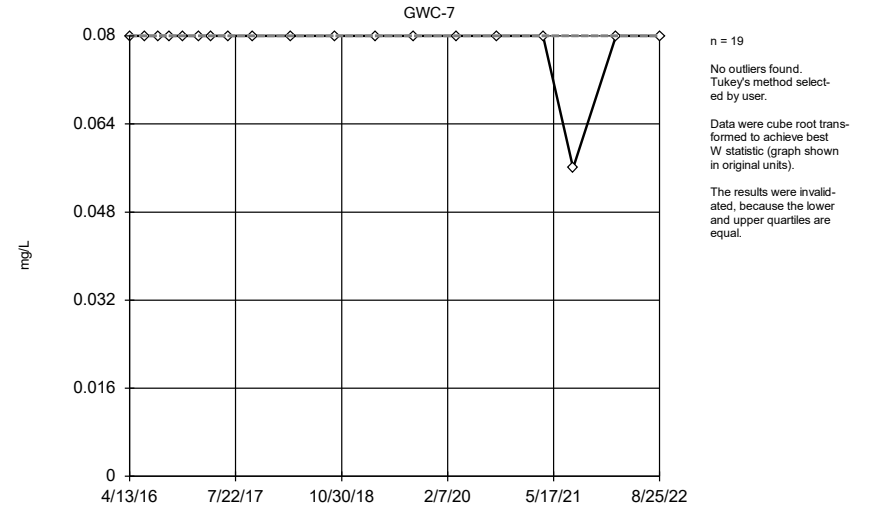
Constituent: Boron Analysis Run 5/5/2023 8:52 AM View: Outliers
Plant Scherer Client: Southern Company Data: Scherer Cell 1-CCR

Tukey's Outlier Screening



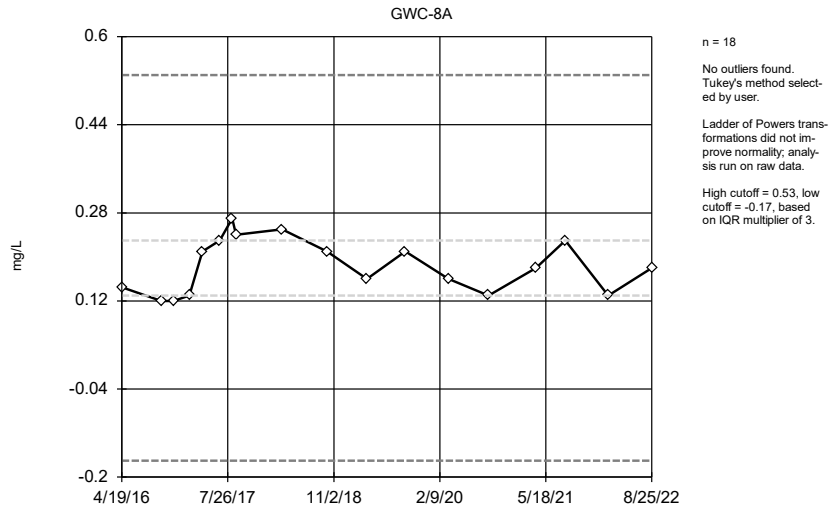
Constituent: Boron Analysis Run 5/5/2023 8:52 AM View: Outliers
 Plant Scherer Client: Southern Company Data: Scherer Cell 1-CCR

Tukey's Outlier Screening



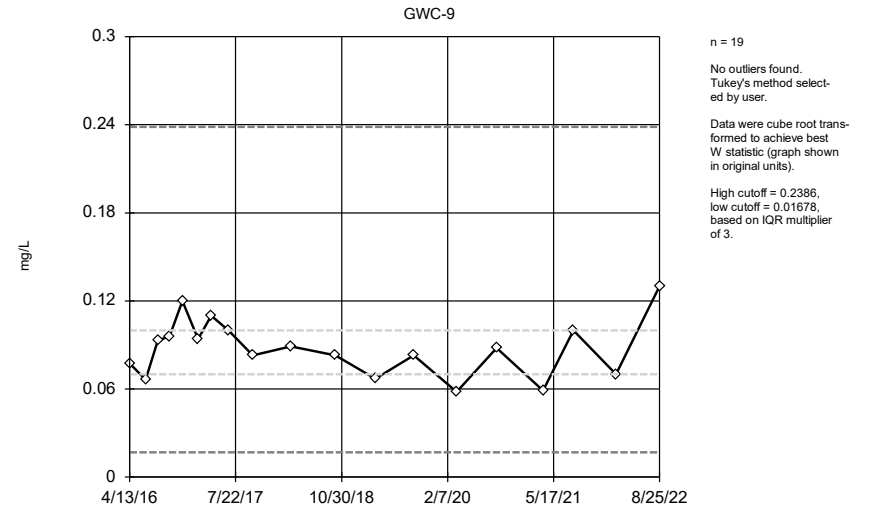
Constituent: Boron Analysis Run 5/5/2023 8:52 AM View: Outliers
 Plant Scherer Client: Southern Company Data: Scherer Cell 1-CCR

Tukey's Outlier Screening



Constituent: Boron Analysis Run 5/5/2023 8:53 AM View: Outliers
 Plant Scherer Client: Southern Company Data: Scherer Cell 1-CCR

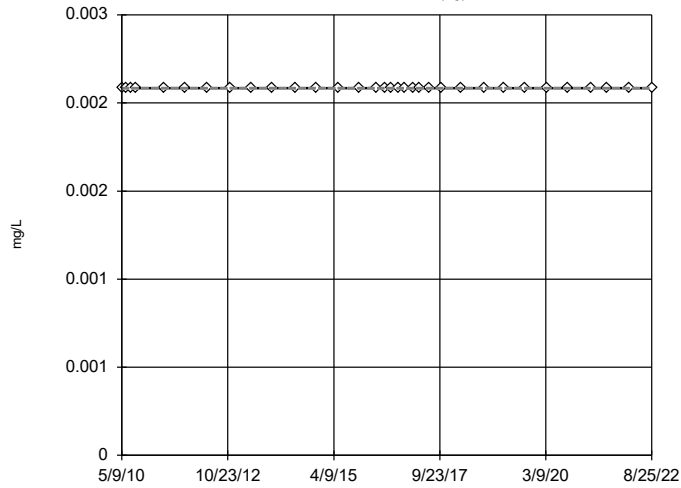
Tukey's Outlier Screening



Constituent: Boron Analysis Run 5/5/2023 8:53 AM View: Outliers
 Plant Scherer Client: Southern Company Data: Scherer Cell 1-CCR

Tukey's Outlier Screening

GWA-15 (bg)

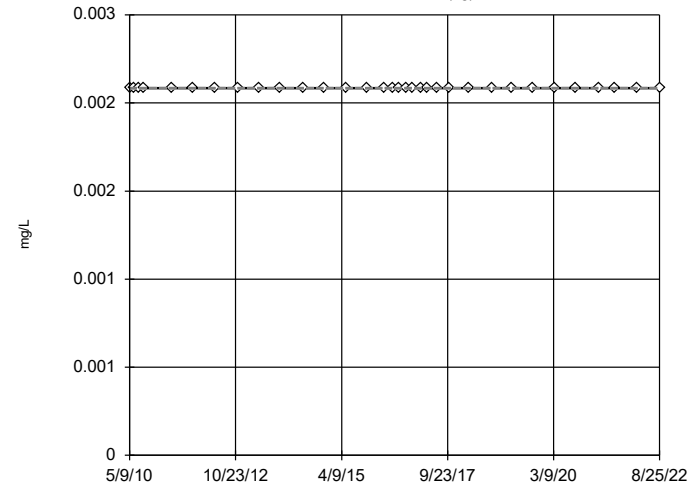


n = 33
 No outliers found.
 Tukey's method selected by user.
 Data were square root transformed to achieve best W statistic (graph shown in original units).
 The results were invalidated, because the lower and upper quartiles are equal.

Constituent: Cadmium, Total Analysis Run 5/5/2023 8:53 AM View: Outliers
 Plant Scherer Client: Southern Company Data: Scherer Cell 1-CCR

Tukey's Outlier Screening

GWA-16 (bg)

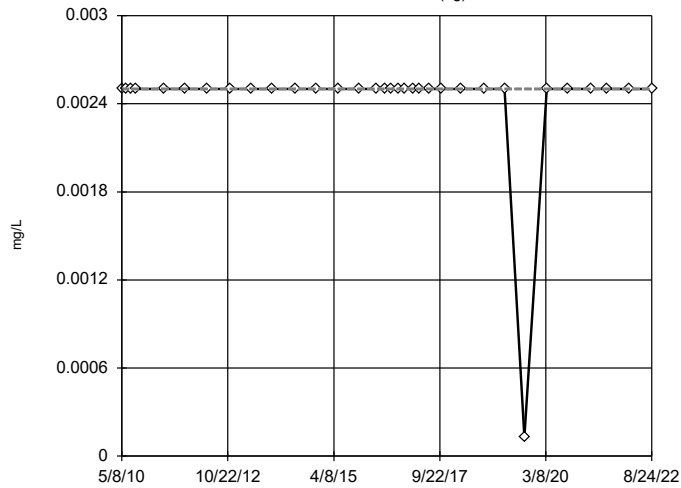


n = 33
 No outliers found.
 Tukey's method selected by user.
 Data were square root transformed to achieve best W statistic (graph shown in original units).
 The results were invalidated, because the lower and upper quartiles are equal.

Constituent: Cadmium, Total Analysis Run 5/5/2023 8:53 AM View: Outliers
 Plant Scherer Client: Southern Company Data: Scherer Cell 1-CCR

Tukey's Outlier Screening

GWA-17 (bg)

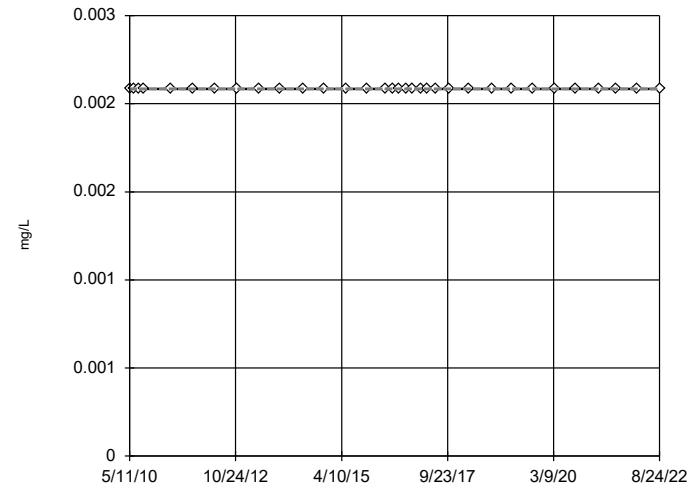


n = 33
 No outliers found.
 Tukey's method selected by user.
 Data were cube transformed to achieve best W statistic (graph shown in original units).
 The results were invalidated, because the lower and upper quartiles are equal.

Constituent: Cadmium, Total Analysis Run 5/5/2023 8:53 AM View: Outliers
 Plant Scherer Client: Southern Company Data: Scherer Cell 1-CCR

Tukey's Outlier Screening

GWC-1

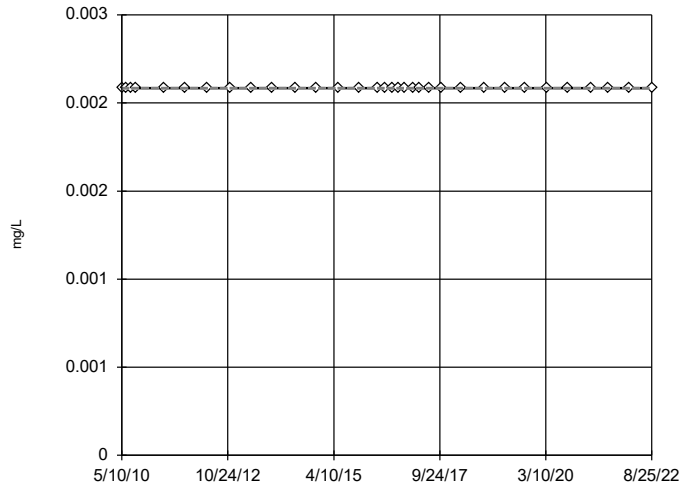


n = 33
 No outliers found.
 Tukey's method selected by user.
 Data were square root transformed to achieve best W statistic (graph shown in original units).
 The results were invalidated, because the lower and upper quartiles are equal.

Constituent: Cadmium, Total Analysis Run 5/5/2023 8:53 AM View: Outliers
 Plant Scherer Client: Southern Company Data: Scherer Cell 1-CCR

Tukey's Outlier Screening

GWC-10

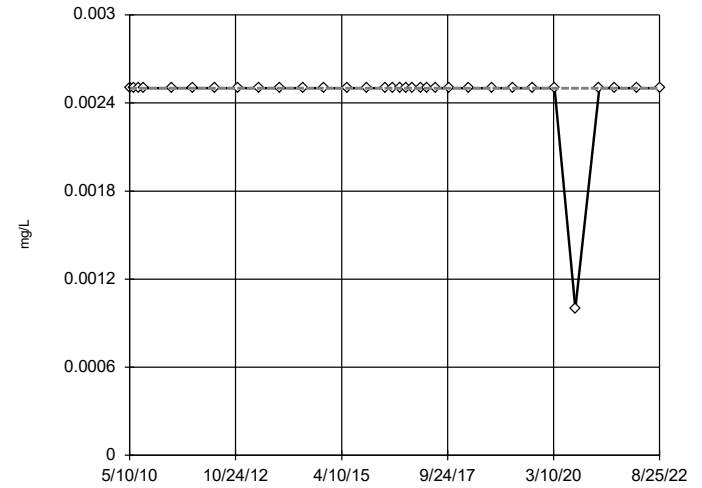


n = 33
 No outliers found.
 Tukey's method selected by user.
 Data were square root transformed to achieve best W statistic (graph shown in original units).
 The results were invalidated, because the lower and upper quartiles are equal.

Constituent: Cadmium, Total Analysis Run 5/5/2023 8:53 AM View: Outliers
 Plant Scherer Client: Southern Company Data: Scherer Cell 1-CCR

Tukey's Outlier Screening

GWC-11

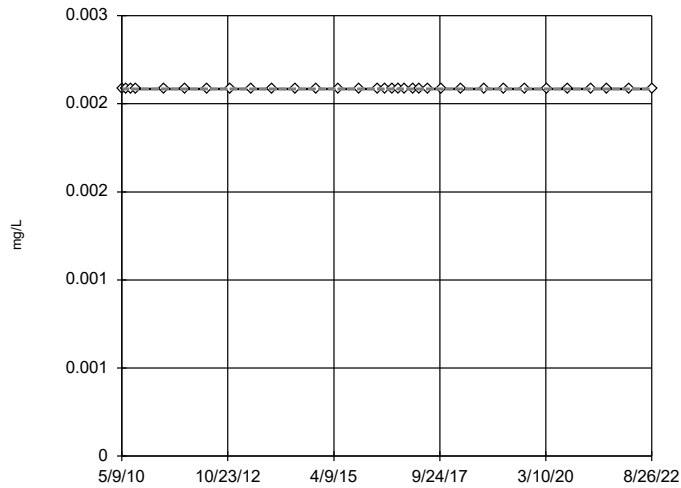


n = 33
 No outliers found.
 Tukey's method selected by user.
 Data were cube root transformed to achieve best W statistic (graph shown in original units).
 The results were invalidated, because the lower and upper quartiles are equal.

Constituent: Cadmium, Total Analysis Run 5/5/2023 8:53 AM View: Outliers
 Plant Scherer Client: Southern Company Data: Scherer Cell 1-CCR

Tukey's Outlier Screening

GWC-12

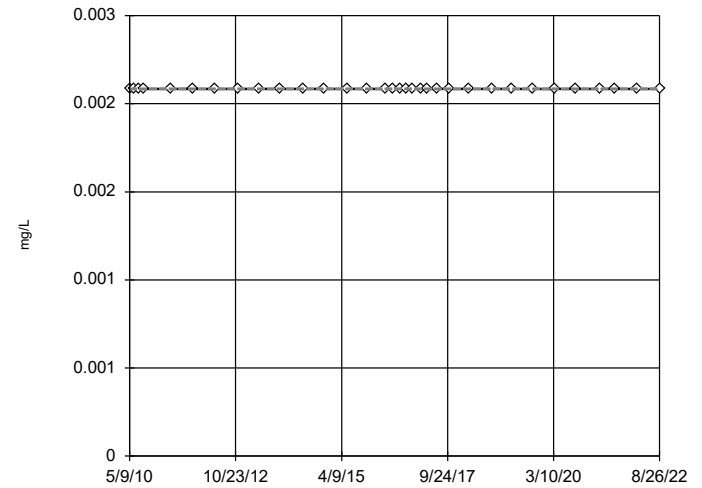


n = 33
 No outliers found.
 Tukey's method selected by user.
 Data were square root transformed to achieve best W statistic (graph shown in original units).
 The results were invalidated, because the lower and upper quartiles are equal.

Constituent: Cadmium, Total Analysis Run 5/5/2023 8:53 AM View: Outliers
 Plant Scherer Client: Southern Company Data: Scherer Cell 1-CCR

Tukey's Outlier Screening

GWC-13

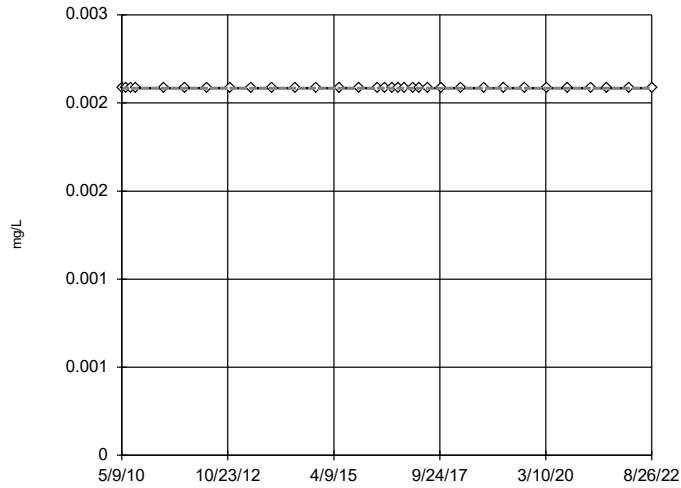


n = 33
 No outliers found.
 Tukey's method selected by user.
 Data were square root transformed to achieve best W statistic (graph shown in original units).
 The results were invalidated, because the lower and upper quartiles are equal.

Constituent: Cadmium, Total Analysis Run 5/5/2023 8:53 AM View: Outliers
 Plant Scherer Client: Southern Company Data: Scherer Cell 1-CCR

Tukey's Outlier Screening

GWC-14

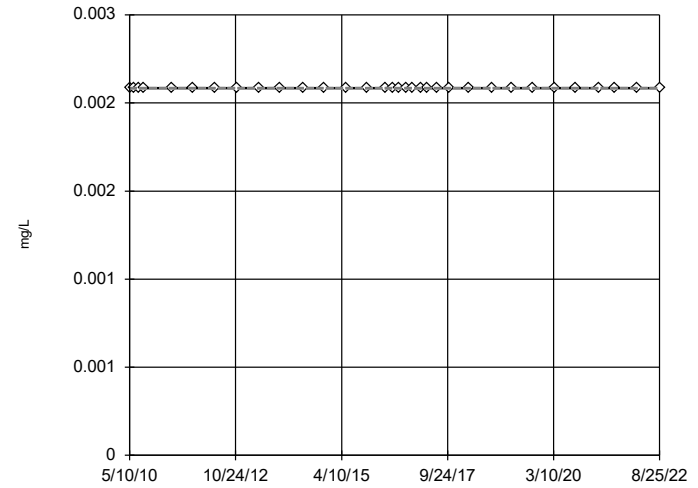


n = 33
 No outliers found.
 Tukey's method selected by user.
 Data were square root transformed to achieve best W statistic (graph shown in original units).
 The results were invalidated, because the lower and upper quartiles are equal.

Constituent: Cadmium, Total Analysis Run 5/5/2023 8:53 AM View: Outliers
 Plant Scherer Client: Southern Company Data: Scherer Cell 1-CCR

Tukey's Outlier Screening

GWC-18

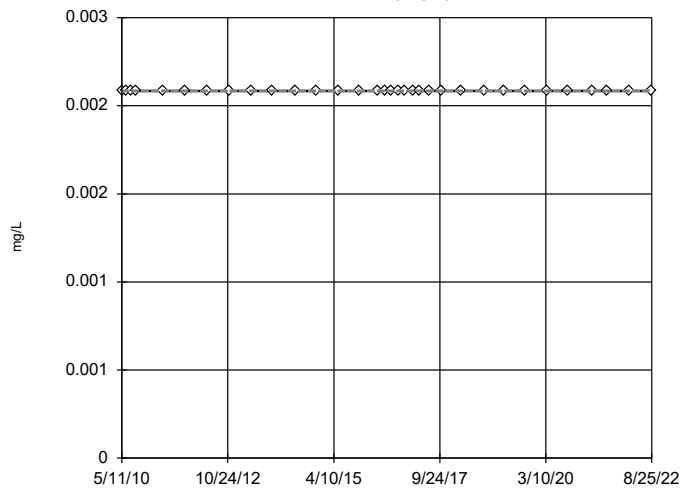


n = 33
 No outliers found.
 Tukey's method selected by user.
 Data were square root transformed to achieve best W statistic (graph shown in original units).
 The results were invalidated, because the lower and upper quartiles are equal.

Constituent: Cadmium, Total Analysis Run 5/5/2023 8:53 AM View: Outliers
 Plant Scherer Client: Southern Company Data: Scherer Cell 1-CCR

Tukey's Outlier Screening

GWC-19

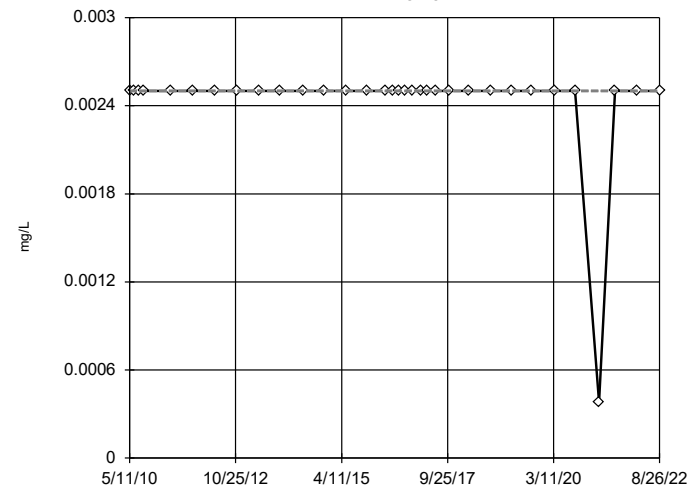


n = 33
 No outliers found.
 Tukey's method selected by user.
 Data were square root transformed to achieve best W statistic (graph shown in original units).
 The results were invalidated, because the lower and upper quartiles are equal.

Constituent: Cadmium, Total Analysis Run 5/5/2023 8:53 AM View: Outliers
 Plant Scherer Client: Southern Company Data: Scherer Cell 1-CCR

Tukey's Outlier Screening

GWC-2

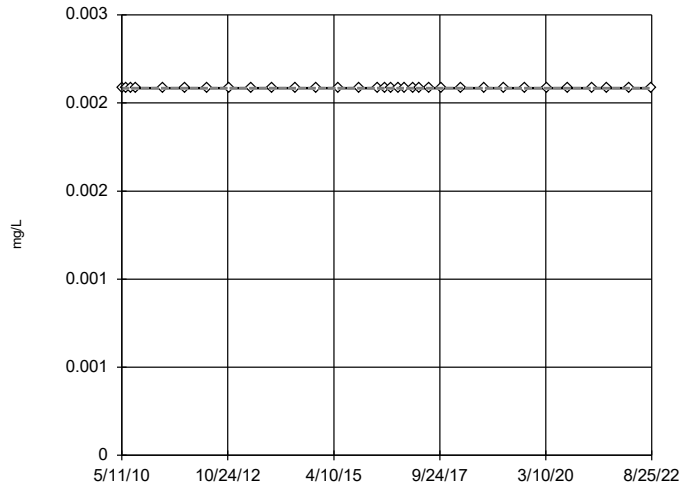


n = 33
 No outliers found.
 Tukey's method selected by user.
 Data were x⁶ transformed to achieve best W statistic (graph shown in original units).
 The results were invalidated, because the lower and upper quartiles are equal.

Constituent: Cadmium, Total Analysis Run 5/5/2023 8:53 AM View: Outliers
 Plant Scherer Client: Southern Company Data: Scherer Cell 1-CCR

Tukey's Outlier Screening

GWC-20

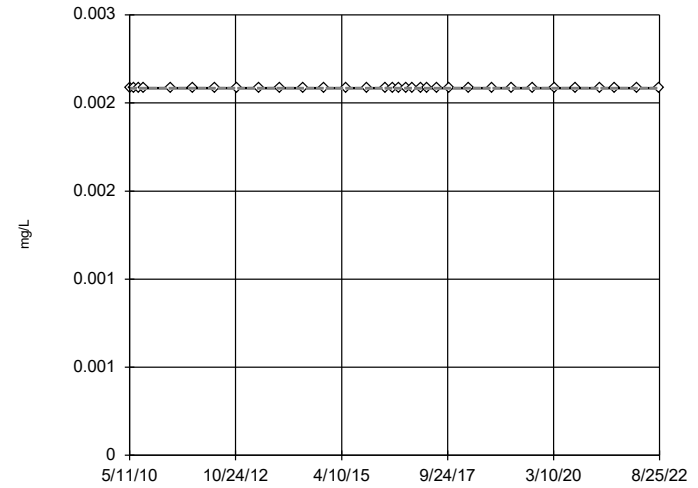


n = 33
 No outliers found.
 Tukey's method selected by user.
 Data were square root transformed to achieve best W statistic (graph shown in original units).
 The results were invalidated, because the lower and upper quartiles are equal.

Constituent: Cadmium, Total Analysis Run 5/5/2023 8:53 AM View: Outliers
 Plant Scherer Client: Southern Company Data: Scherer Cell 1-CCR

Tukey's Outlier Screening

GWC-3

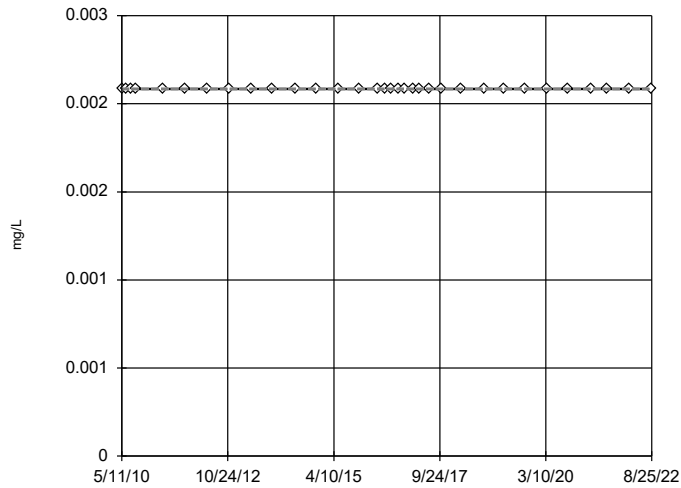


n = 33
 No outliers found.
 Tukey's method selected by user.
 Data were square root transformed to achieve best W statistic (graph shown in original units).
 The results were invalidated, because the lower and upper quartiles are equal.

Constituent: Cadmium, Total Analysis Run 5/5/2023 8:53 AM View: Outliers
 Plant Scherer Client: Southern Company Data: Scherer Cell 1-CCR

Tukey's Outlier Screening

GWC-4

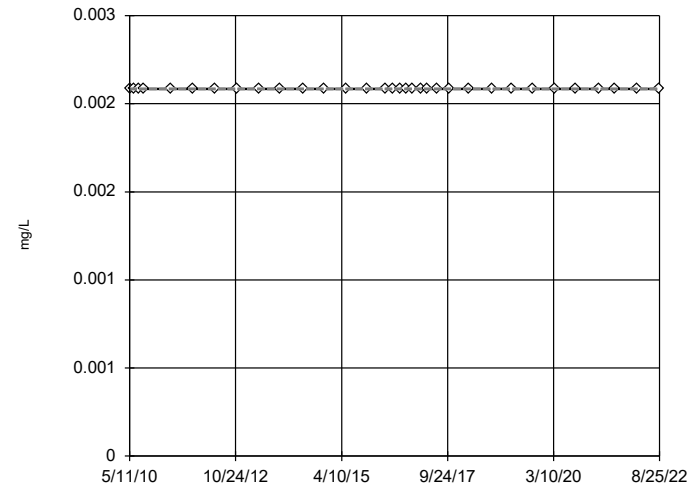


n = 33
 No outliers found.
 Tukey's method selected by user.
 Data were square root transformed to achieve best W statistic (graph shown in original units).
 The results were invalidated, because the lower and upper quartiles are equal.

Constituent: Cadmium, Total Analysis Run 5/5/2023 8:53 AM View: Outliers
 Plant Scherer Client: Southern Company Data: Scherer Cell 1-CCR

Tukey's Outlier Screening

GWC-5

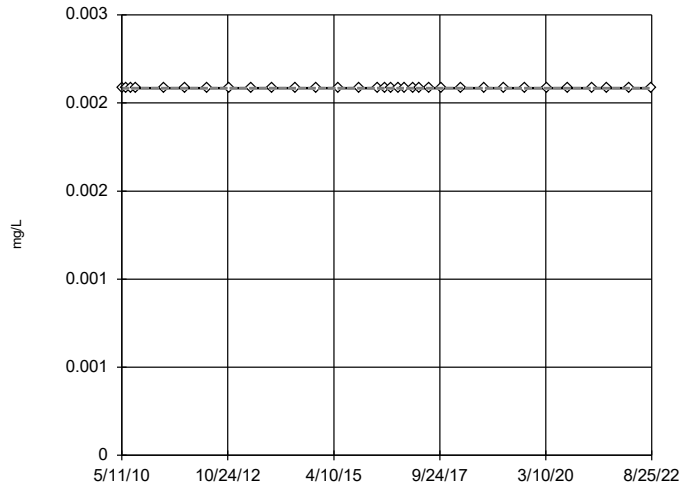


n = 33
 No outliers found.
 Tukey's method selected by user.
 Data were square root transformed to achieve best W statistic (graph shown in original units).
 The results were invalidated, because the lower and upper quartiles are equal.

Constituent: Cadmium, Total Analysis Run 5/5/2023 8:53 AM View: Outliers
 Plant Scherer Client: Southern Company Data: Scherer Cell 1-CCR

Tukey's Outlier Screening

GWC-6

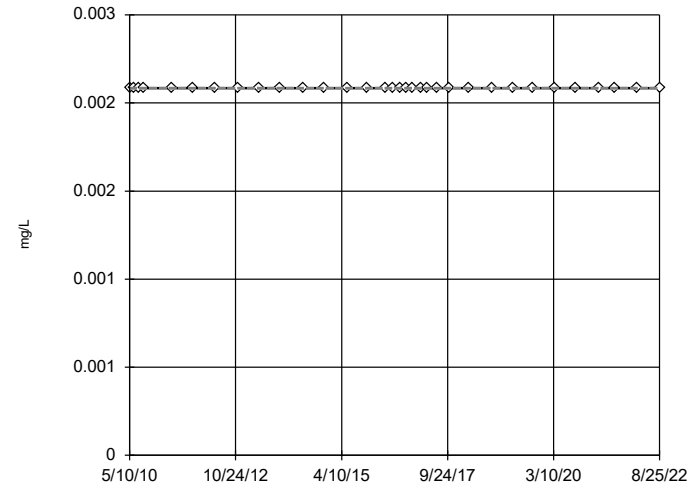


n = 33
 No outliers found.
 Tukey's method selected by user.
 Data were square root transformed to achieve best W statistic (graph shown in original units).
 The results were invalidated, because the lower and upper quartiles are equal.

Constituent: Cadmium, Total Analysis Run 5/5/2023 8:53 AM View: Outliers
 Plant Scherer Client: Southern Company Data: Scherer Cell 1-CCR

Tukey's Outlier Screening

GWC-7

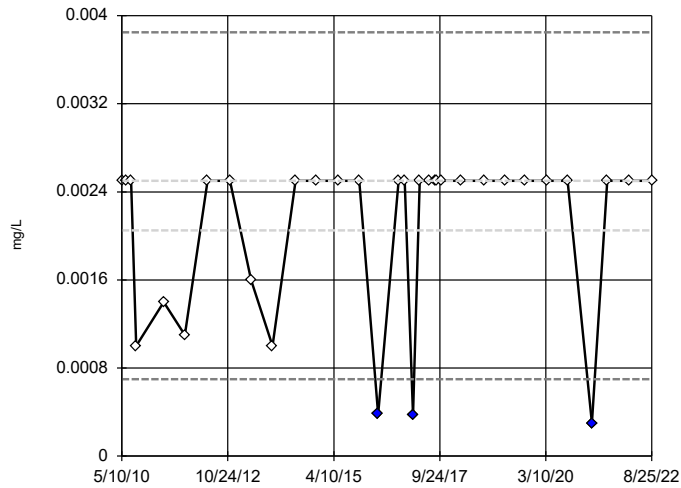


n = 33
 No outliers found.
 Tukey's method selected by user.
 Data were square root transformed to achieve best W statistic (graph shown in original units).
 The results were invalidated, because the lower and upper quartiles are equal.

Constituent: Cadmium, Total Analysis Run 5/5/2023 8:53 AM View: Outliers
 Plant Scherer Client: Southern Company Data: Scherer Cell 1-CCR

Tukey's Outlier Screening

GWC-8A

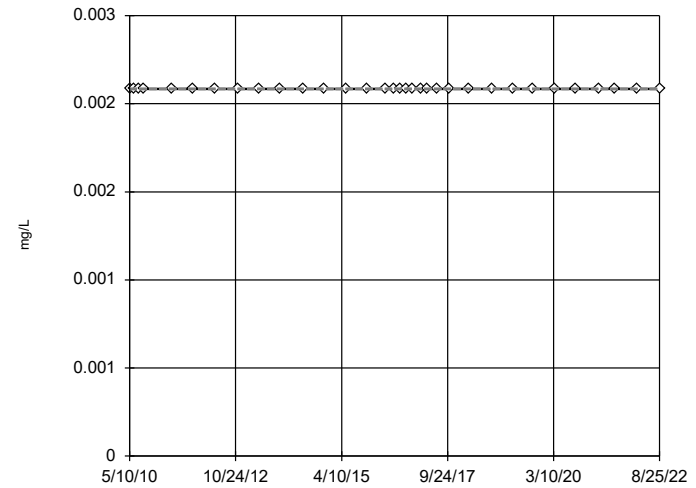


n = 33
 Outliers are drawn as solid.
 Tukey's method selected by user.
 Ladder of Powers transformations did not improve normality; analysis run on raw data.
 High cutoff = 0.00385, low cutoff = 0.0007, based on IQR multiplier of 3.

Constituent: Cadmium, Total Analysis Run 5/5/2023 8:53 AM View: Outliers
 Plant Scherer Client: Southern Company Data: Scherer Cell 1-CCR

Tukey's Outlier Screening

GWC-9

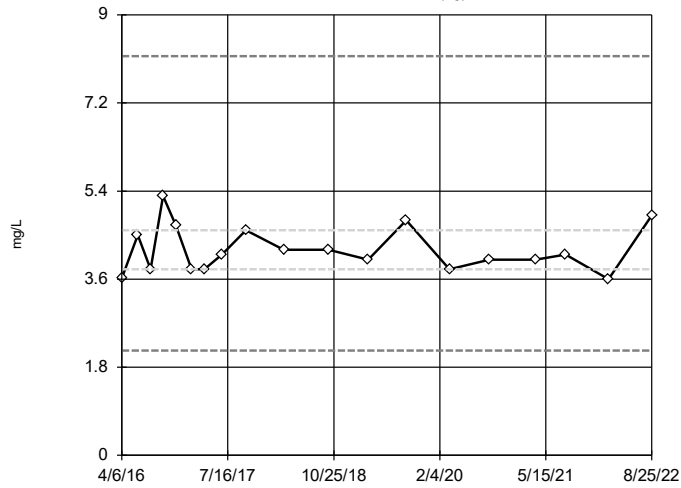


n = 33
 No outliers found.
 Tukey's method selected by user.
 Data were square root transformed to achieve best W statistic (graph shown in original units).
 The results were invalidated, because the lower and upper quartiles are equal.

Constituent: Cadmium, Total Analysis Run 5/5/2023 8:53 AM View: Outliers
 Plant Scherer Client: Southern Company Data: Scherer Cell 1-CCR

Tukey's Outlier Screening

GWA-15 (bg)



n = 19

No outliers found.
Tukey's method selected by user.

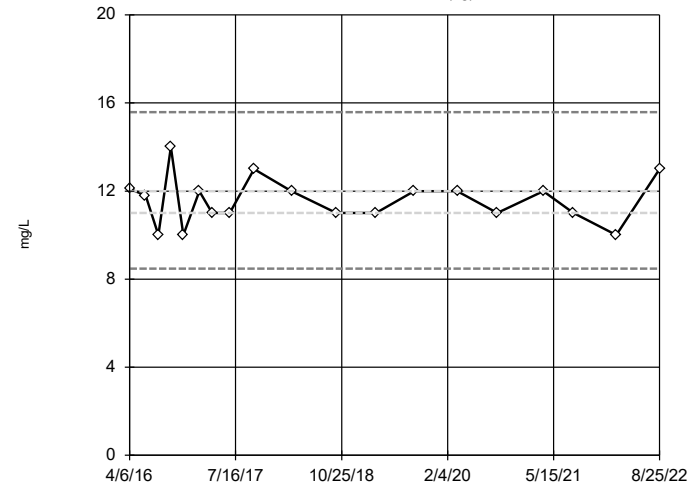
Data were natural log transformed to achieve best W statistic (graph shown in original units).

High cutoff = 8.16, low cutoff = 2.142, based on IQR multiplier of 3.

Constituent: Calcium Analysis Run 5/5/2023 8:53 AM View: Outliers
Plant Scherer Client: Southern Company Data: Scherer Cell 1-CCR

Tukey's Outlier Screening

GWA-16 (bg)



n = 19

No outliers found.
Tukey's method selected by user.

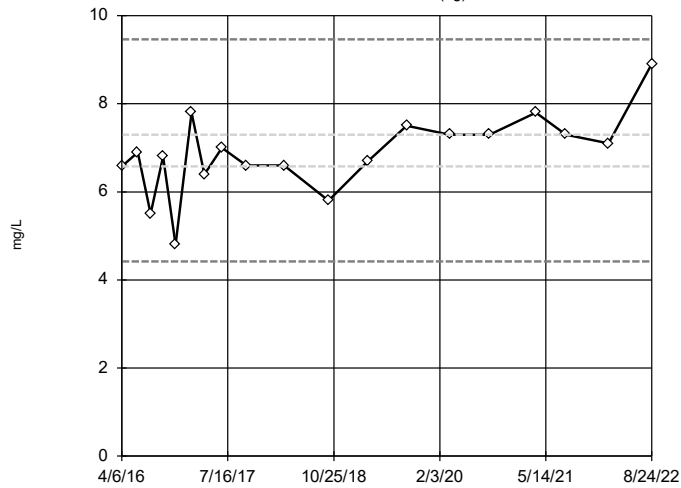
Data were natural log transformed to achieve best W statistic (graph shown in original units).

High cutoff = 15.58, low cutoff = 8.473, based on IQR multiplier of 3.

Constituent: Calcium Analysis Run 5/5/2023 8:53 AM View: Outliers
Plant Scherer Client: Southern Company Data: Scherer Cell 1-CCR

Tukey's Outlier Screening

GWA-17 (bg)



n = 19

No outliers found.
Tukey's method selected by user.

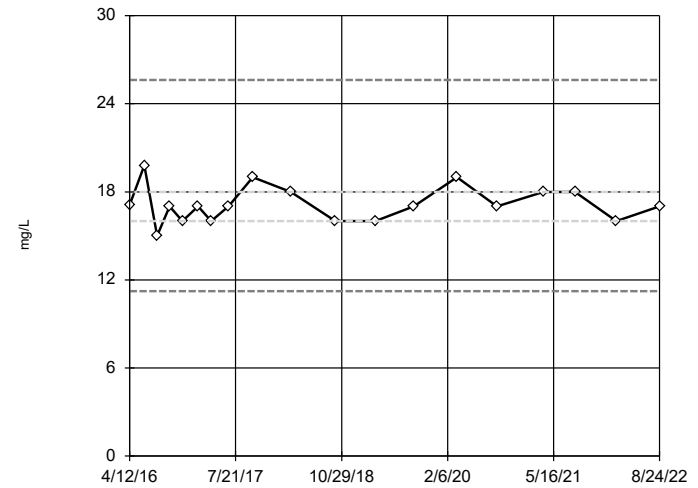
Ladder of Powers transformations did not improve normality; analysis run on raw data.

High cutoff = 9.46, low cutoff = 4.42, based on IQR multiplier of 3.

Constituent: Calcium Analysis Run 5/5/2023 8:53 AM View: Outliers
Plant Scherer Client: Southern Company Data: Scherer Cell 1-CCR

Tukey's Outlier Screening

GWC-1



n = 19

No outliers found.
Tukey's method selected by user.

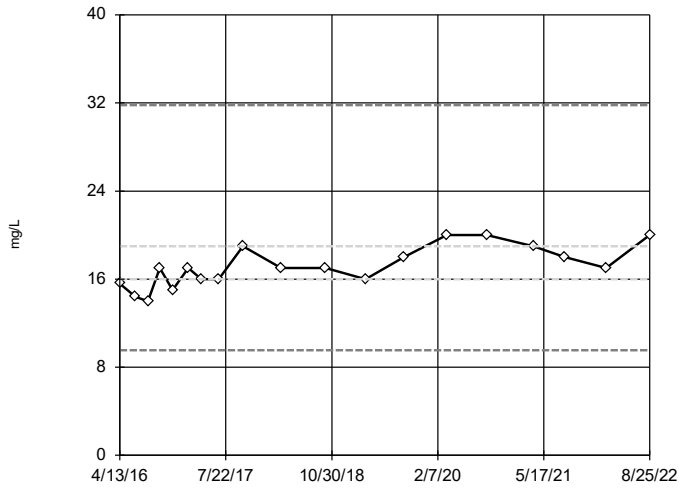
Data were natural log transformed to achieve best W statistic (graph shown in original units).

High cutoff = 25.63, low cutoff = 11.24, based on IQR multiplier of 3.

Constituent: Calcium Analysis Run 5/5/2023 8:53 AM View: Outliers
Plant Scherer Client: Southern Company Data: Scherer Cell 1-CCR

Tukey's Outlier Screening

GWC-10



n = 19

No outliers found. Tukey's method selected by user.

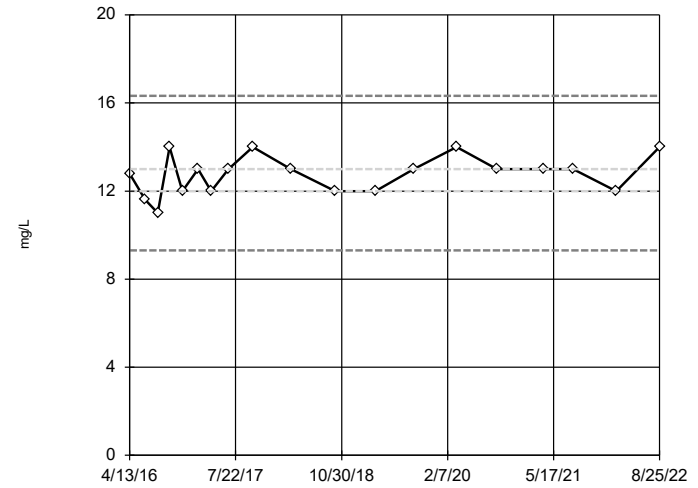
Data were natural log transformed to achieve best W statistic (graph shown in original units).

High cutoff = 31.82, low cutoff = 9.555, based on IQR multiplier of 3.

Constituent: Calcium Analysis Run 5/5/2023 8:53 AM View: Outliers
Plant Scherer Client: Southern Company Data: Scherer Cell 1-CCR

Tukey's Outlier Screening

GWC-11



n = 19

No outliers found. Tukey's method selected by user.

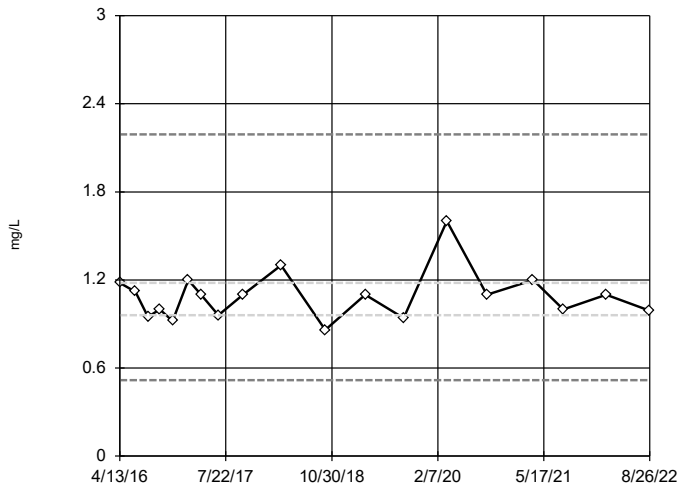
Data were cube root transformed to achieve best W statistic (graph shown in original units).

High cutoff = 16.33, low cutoff = 9.31, based on IQR multiplier of 3.

Constituent: Calcium Analysis Run 5/5/2023 8:53 AM View: Outliers
Plant Scherer Client: Southern Company Data: Scherer Cell 1-CCR

Tukey's Outlier Screening

GWC-12



n = 19

No outliers found. Tukey's method selected by user.

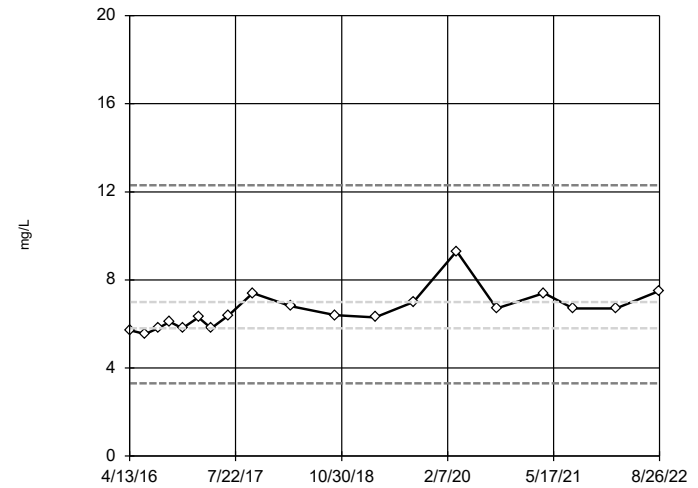
Data were natural log transformed to achieve best W statistic (graph shown in original units).

High cutoff = 2.191, low cutoff = 0.5169, based on IQR multiplier of 3.

Constituent: Calcium Analysis Run 5/5/2023 8:53 AM View: Outliers
Plant Scherer Client: Southern Company Data: Scherer Cell 1-CCR

Tukey's Outlier Screening

GWC-13



n = 19

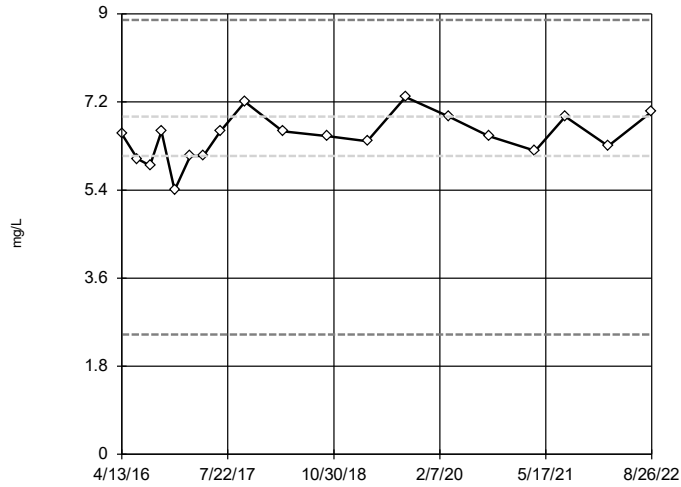
No outliers found. Tukey's method selected by user.

Data were natural log transformed to achieve best W statistic (graph shown in original units).

High cutoff = 12.31, low cutoff = 3.299, based on IQR multiplier of 3.

Constituent: Calcium Analysis Run 5/5/2023 8:53 AM View: Outliers
Plant Scherer Client: Southern Company Data: Scherer Cell 1-CCR

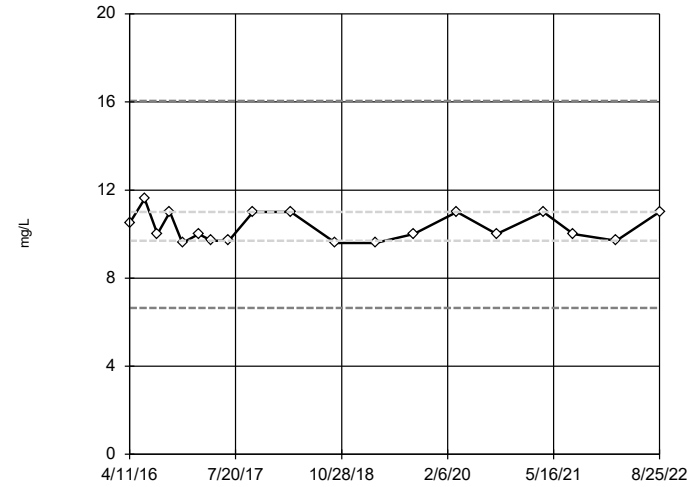
Tukey's Outlier Screening
GWC-14



n = 19
No outliers found.
Tukey's method selected by user.
Data were square transformed to achieve best W statistic (graph shown in original units).
High cutoff = 8.877, low cutoff = 2.452, based on IQR multiplier of 3.

Constituent: Calcium Analysis Run 5/5/2023 8:53 AM View: Outliers
Plant Scherer Client: Southern Company Data: Scherer Cell 1-CCR

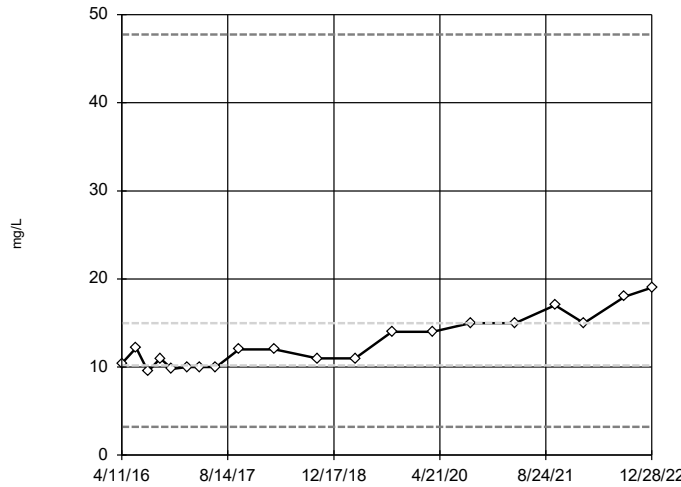
Tukey's Outlier Screening
GWC-18



n = 19
No outliers found.
Tukey's method selected by user.
Data were natural log transformed to achieve best W statistic (graph shown in original units).
High cutoff = 16.04, low cutoff = 6.651, based on IQR multiplier of 3.

Constituent: Calcium Analysis Run 5/5/2023 8:53 AM View: Outliers
Plant Scherer Client: Southern Company Data: Scherer Cell 1-CCR

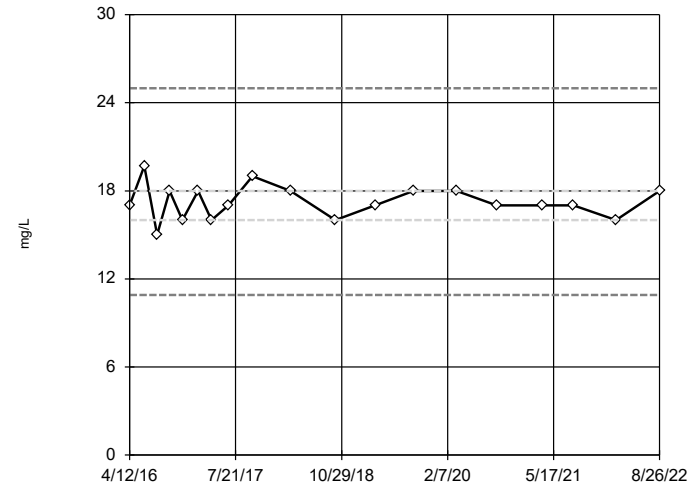
Tukey's Outlier Screening
GWC-19



n = 20
No outliers found.
Tukey's method selected by user.
Data were natural log transformed to achieve best W statistic (graph shown in original units).
High cutoff = 47.73, low cutoff = 3.205, based on IQR multiplier of 3.

Constituent: Calcium Analysis Run 5/5/2023 8:53 AM View: Outliers
Plant Scherer Client: Southern Company Data: Scherer Cell 1-CCR

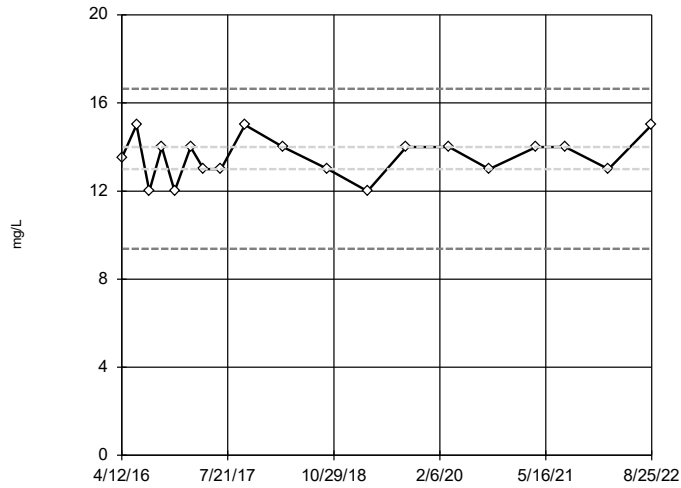
Tukey's Outlier Screening
GWC-2



n = 19
No outliers found.
Tukey's method selected by user.
Data were cube root transformed to achieve best W statistic (graph shown in original units).
High cutoff = 24.99, low cutoff = 10.9, based on IQR multiplier of 3.

Constituent: Calcium Analysis Run 5/5/2023 8:53 AM View: Outliers
Plant Scherer Client: Southern Company Data: Scherer Cell 1-CCR

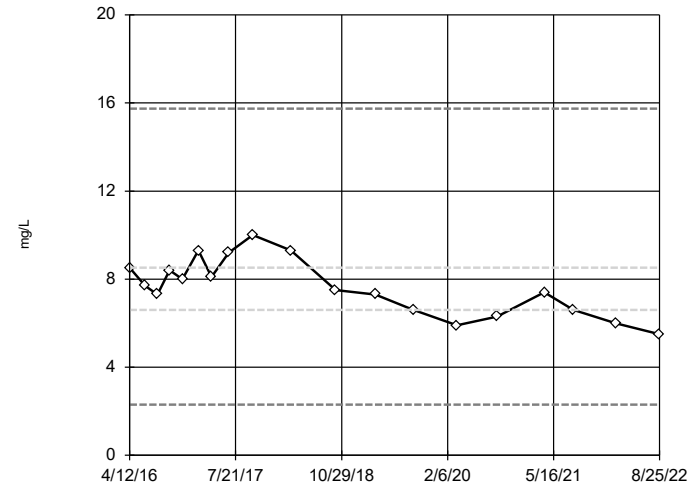
Tukey's Outlier Screening
GWC-20



n = 19
No outliers found. Tukey's method selected by user.
Data were square transformed to achieve best W statistic (graph shown in original units).
High cutoff = 16.64, low cutoff = 9.381, based on IQR multiplier of 3.

Constituent: Calcium Analysis Run 5/5/2023 8:53 AM View: Outliers
Plant Scherer Client: Southern Company Data: Scherer Cell 1-CCR

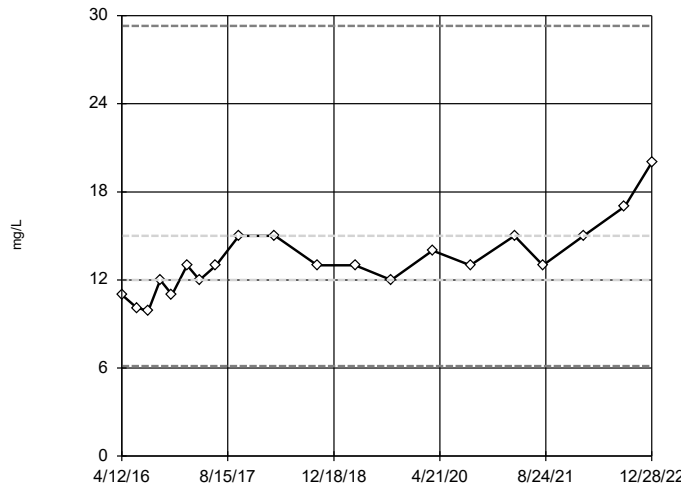
Tukey's Outlier Screening
GWC-3



n = 19
No outliers found. Tukey's method selected by user.
Data were square root transformed to achieve best W statistic (graph shown in original units).
High cutoff = 15.75, low cutoff = 2.309, based on IQR multiplier of 3.

Constituent: Calcium Analysis Run 5/5/2023 8:53 AM View: Outliers
Plant Scherer Client: Southern Company Data: Scherer Cell 1-CCR

Tukey's Outlier Screening
GWC-4



n = 20
No outliers found. Tukey's method selected by user.
Data were natural log transformed to achieve best W statistic (graph shown in original units).
High cutoff = 29.3, low cutoff = 6.144, based on IQR multiplier of 3.

Constituent: Calcium Analysis Run 5/5/2023 8:53 AM View: Outliers
Plant Scherer Client: Southern Company Data: Scherer Cell 1-CCR

Tukey's Outlier Screening
GWC-5

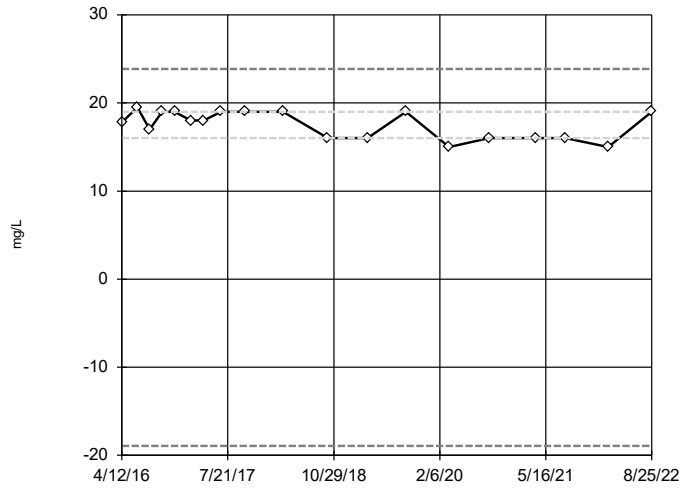


n = 19
No outliers found. Tukey's method selected by user.
Data were square root transformed to achieve best W statistic (graph shown in original units).
High cutoff = 638.1, low cutoff = -50.07, based on IQR multiplier of 3.

Constituent: Calcium Analysis Run 5/5/2023 8:53 AM View: Outliers
Plant Scherer Client: Southern Company Data: Scherer Cell 1-CCR

Tukey's Outlier Screening

GWC-6

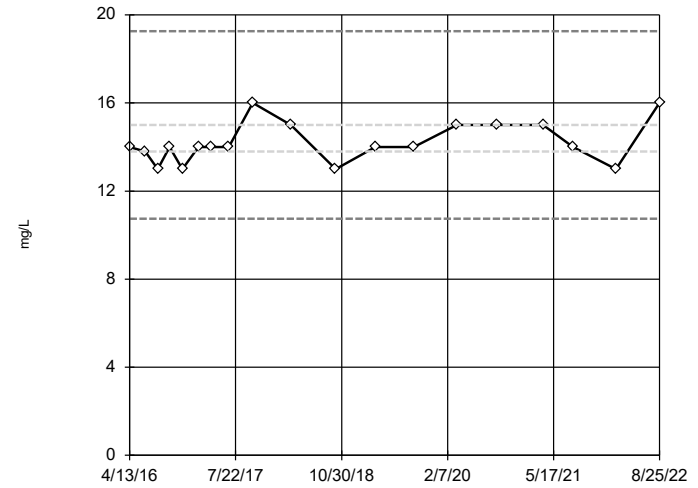


n = 19
 No outliers found.
 Tukey's method selected by user.
 Data were x⁴ transformed to achieve best W statistic (graph shown in original units).
 High cutoff = 23.87, low cutoff = -18.95, based on IQR multiplier of 3.

Constituent: Calcium Analysis Run 5/5/2023 8:53 AM View: Outliers
 Plant Scherer Client: Southern Company Data: Scherer Cell 1-CCR

Tukey's Outlier Screening

GWC-7

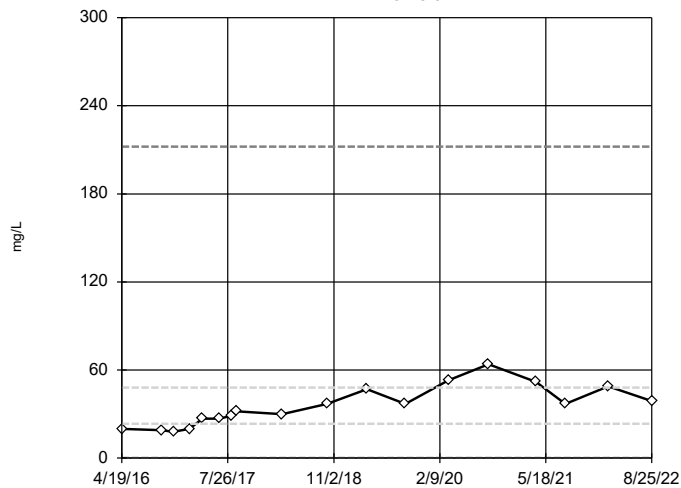


n = 19
 No outliers found.
 Tukey's method selected by user.
 Data were natural log transformed to achieve best W statistic (graph shown in original units).
 High cutoff = 19.26, low cutoff = 10.75, based on IQR multiplier of 3.

Constituent: Calcium Analysis Run 5/5/2023 8:53 AM View: Outliers
 Plant Scherer Client: Southern Company Data: Scherer Cell 1-CCR

Tukey's Outlier Screening

GWC-8A

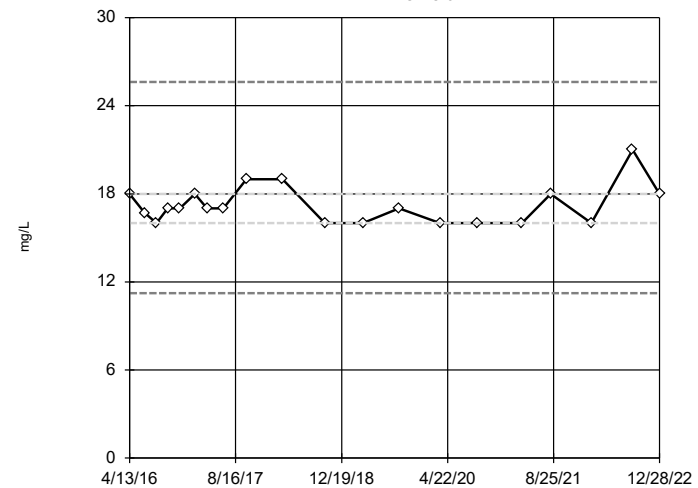


n = 18
 No outliers found.
 Tukey's method selected by user.
 Data were cube root transformed to achieve best W statistic (graph shown in original units).
 High cutoff = 212.2, low cutoff = 0.1461, based on IQR multiplier of 3.

Constituent: Calcium Analysis Run 5/5/2023 8:53 AM View: Outliers
 Plant Scherer Client: Southern Company Data: Scherer Cell 1-CCR

Tukey's Outlier Screening

GWC-9

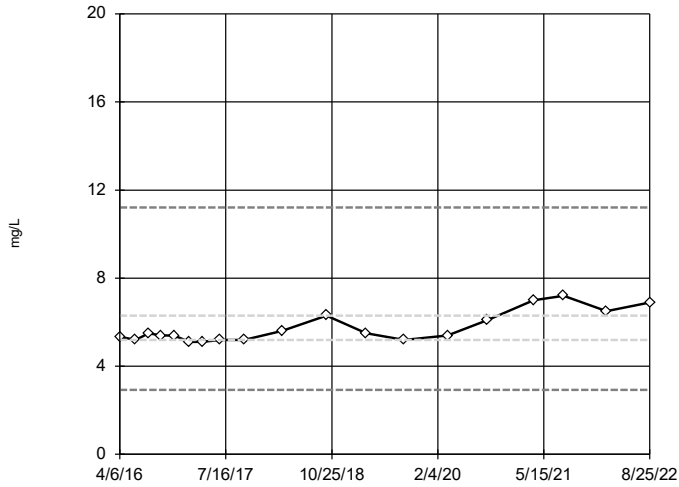


n = 20
 No outliers found.
 Tukey's method selected by user.
 Data were natural log transformed to achieve best W statistic (graph shown in original units).
 High cutoff = 25.63, low cutoff = 11.24, based on IQR multiplier of 3.

Constituent: Calcium Analysis Run 5/5/2023 8:53 AM View: Outliers
 Plant Scherer Client: Southern Company Data: Scherer Cell 1-CCR

Tukey's Outlier Screening

GWA-15 (bg)

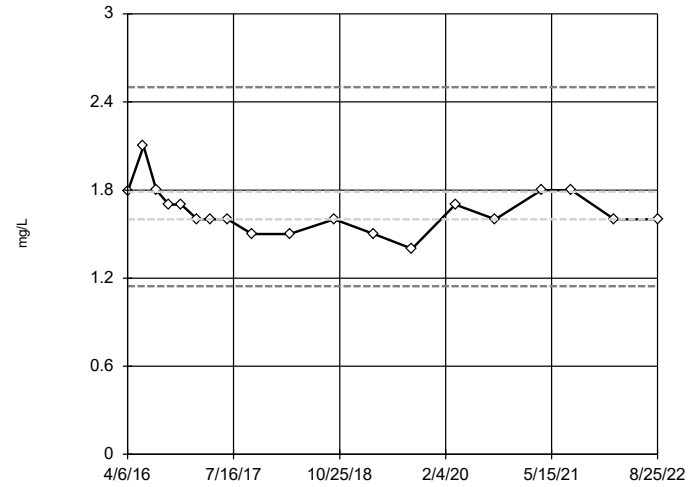


n = 19
 No outliers found.
 Tukey's method selected by user.
 Data were natural log transformed to achieve best W statistic (graph shown in original units).
 High cutoff = 11.2, low cutoff = 2.924, based on IQR multiplier of 3.

Constituent: Chloride Analysis Run 5/5/2023 8:53 AM View: Outliers
 Plant Scherer Client: Southern Company Data: Scherer Cell 1-CCR

Tukey's Outlier Screening

GWA-16 (bg)

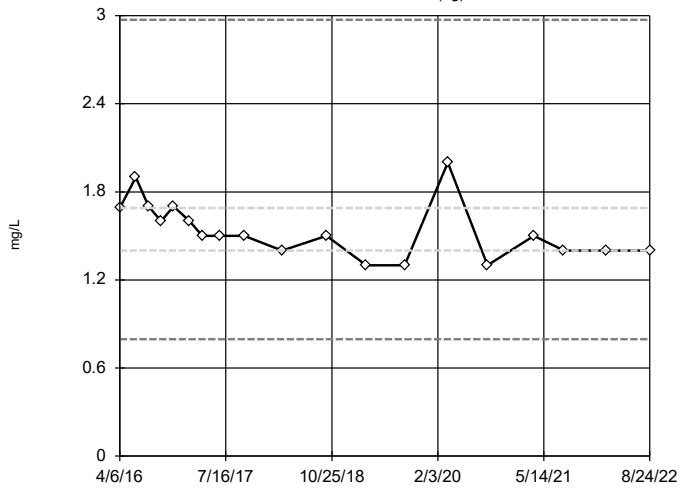


n = 19
 No outliers found.
 Tukey's method selected by user.
 Data were natural log transformed to achieve best W statistic (graph shown in original units).
 High cutoff = 2.501, low cutoff = 1.145, based on IQR multiplier of 3.

Constituent: Chloride Analysis Run 5/5/2023 8:53 AM View: Outliers
 Plant Scherer Client: Southern Company Data: Scherer Cell 1-CCR

Tukey's Outlier Screening

GWA-17 (bg)

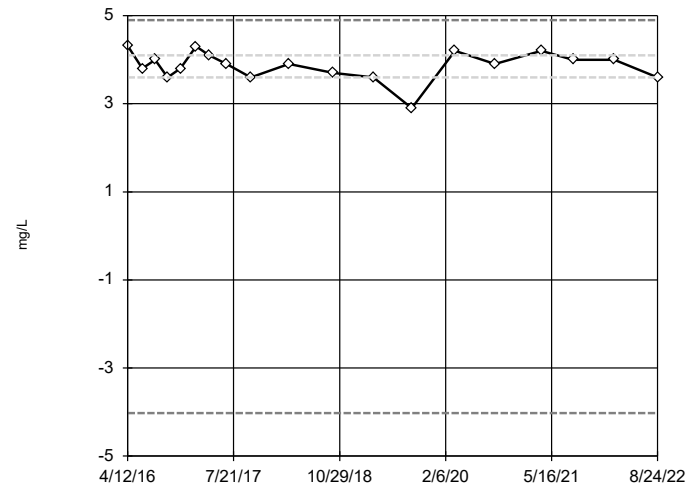


n = 19
 No outliers found.
 Tukey's method selected by user.
 Data were natural log transformed to achieve best W statistic (graph shown in original units).
 High cutoff = 2.973, low cutoff = 0.7959, based on IQR multiplier of 3.

Constituent: Chloride Analysis Run 5/5/2023 8:53 AM View: Outliers
 Plant Scherer Client: Southern Company Data: Scherer Cell 1-CCR

Tukey's Outlier Screening

GWC-1

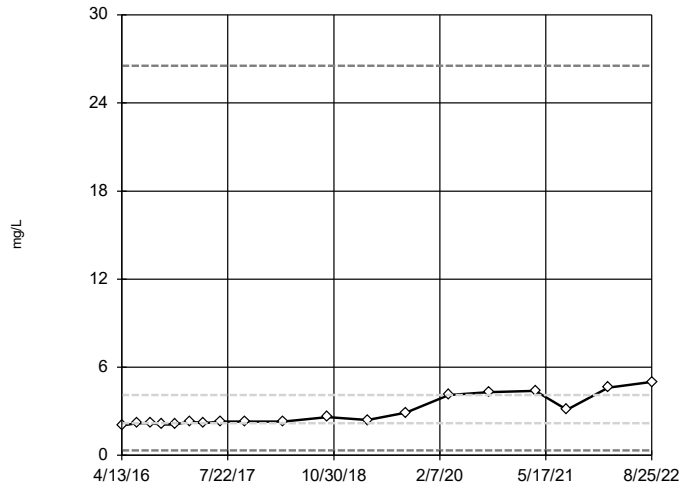


n = 19
 No outliers found.
 Tukey's method selected by user.
 Data were x⁵ transformed to achieve best W statistic (graph shown in original units).
 High cutoff = 4.898, low cutoff = -4.025, based on IQR multiplier of 3.

Constituent: Chloride Analysis Run 5/5/2023 8:53 AM View: Outliers
 Plant Scherer Client: Southern Company Data: Scherer Cell 1-CCR

Tukey's Outlier Screening

GWC-10



n = 19

No outliers found. Tukey's method selected by user.

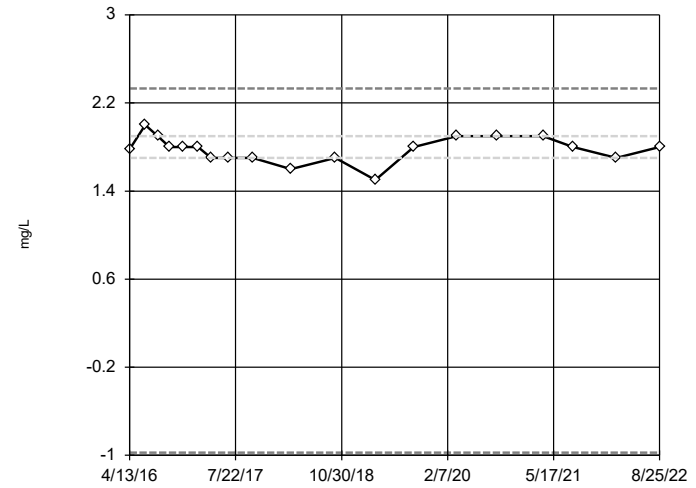
Data were natural log transformed to achieve best W statistic (graph shown in original units).

High cutoff = 26.54, low cutoff = 0.3399, based on IQR multiplier of 3.

Constituent: Chloride Analysis Run 5/5/2023 8:53 AM View: Outliers
 Plant Scherer Client: Southern Company Data: Scherer Cell 1-CCR

Tukey's Outlier Screening

GWC-11



n = 19

No outliers found. Tukey's method selected by user.

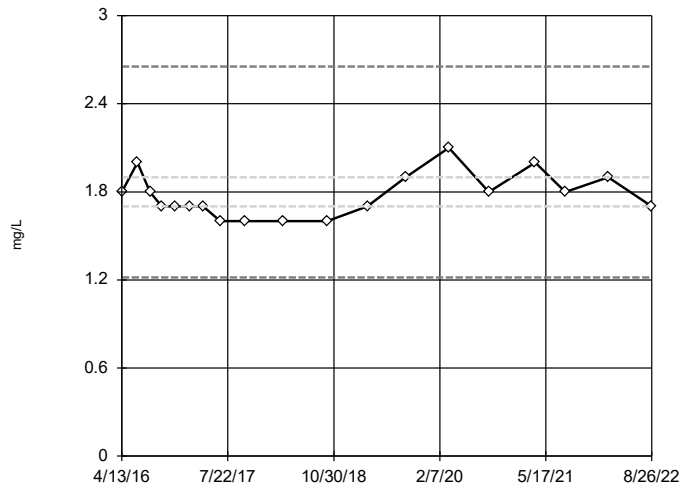
Data were cube transformed to achieve best W statistic (graph shown in original units).

High cutoff = 2.333, low cutoff = -0.9743, based on IQR multiplier of 3.

Constituent: Chloride Analysis Run 5/5/2023 8:53 AM View: Outliers
 Plant Scherer Client: Southern Company Data: Scherer Cell 1-CCR

Tukey's Outlier Screening

GWC-12



n = 19

No outliers found. Tukey's method selected by user.

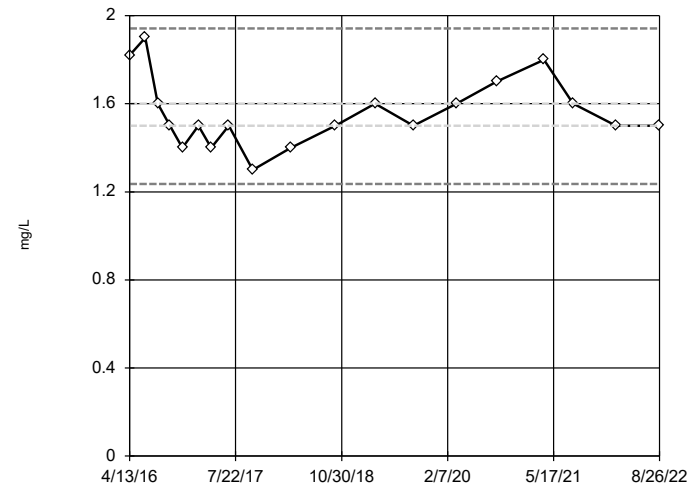
Data were natural log transformed to achieve best W statistic (graph shown in original units).

High cutoff = 2.653, low cutoff = 1.218, based on IQR multiplier of 3.

Constituent: Chloride Analysis Run 5/5/2023 8:53 AM View: Outliers
 Plant Scherer Client: Southern Company Data: Scherer Cell 1-CCR

Tukey's Outlier Screening

GWC-13



n = 19

No outliers found. Tukey's method selected by user.

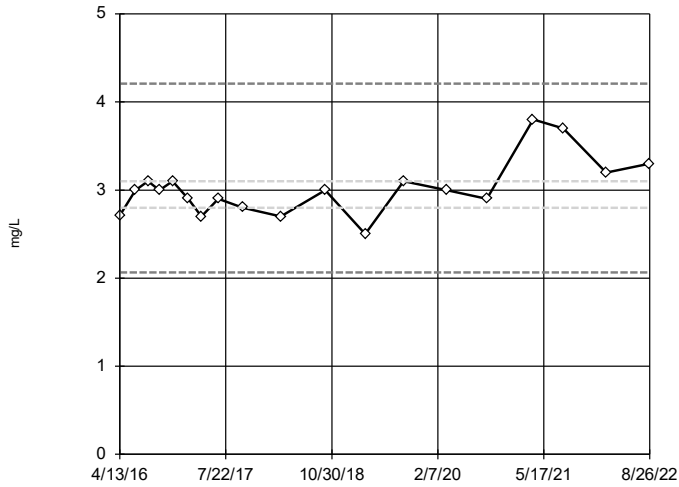
Data were natural log transformed to achieve best W statistic (graph shown in original units).

High cutoff = 1.942, low cutoff = 1.236, based on IQR multiplier of 3.

Constituent: Chloride Analysis Run 5/5/2023 8:54 AM View: Outliers
 Plant Scherer Client: Southern Company Data: Scherer Cell 1-CCR

Tukey's Outlier Screening

GWC-14

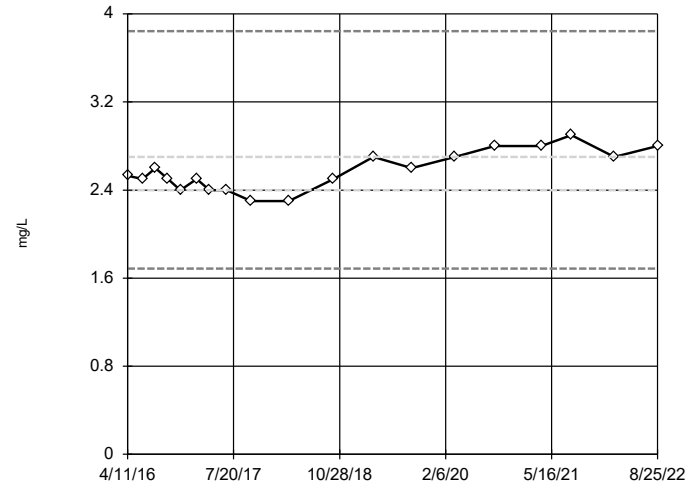


n = 19
 No outliers found.
 Tukey's method selected by user.
 Data were natural log transformed to achieve best W statistic (graph shown in original units).
 High cutoff = 4.207, low cutoff = 2.063, based on IQR multiplier of 3.

Constituent: Chloride Analysis Run 5/5/2023 8:54 AM View: Outliers
 Plant Scherer Client: Southern Company Data: Scherer Cell 1-CCR

Tukey's Outlier Screening

GWC-18

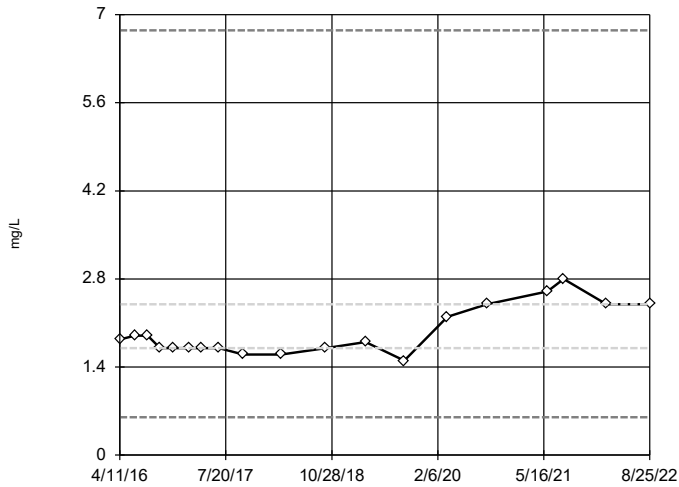


n = 19
 No outliers found.
 Tukey's method selected by user.
 Data were natural log transformed to achieve best W statistic (graph shown in original units).
 High cutoff = 3.844, low cutoff = 1.686, based on IQR multiplier of 3.

Constituent: Chloride Analysis Run 5/5/2023 8:54 AM View: Outliers
 Plant Scherer Client: Southern Company Data: Scherer Cell 1-CCR

Tukey's Outlier Screening

GWC-19

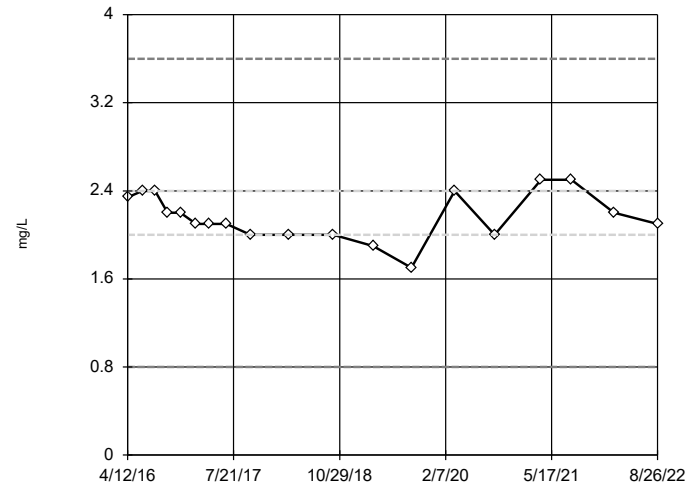


n = 19
 No outliers found.
 Tukey's method selected by user.
 Data were natural log transformed to achieve best W statistic (graph shown in original units).
 High cutoff = 6.753, low cutoff = 0.6042, based on IQR multiplier of 3.

Constituent: Chloride Analysis Run 5/5/2023 8:54 AM View: Outliers
 Plant Scherer Client: Southern Company Data: Scherer Cell 1-CCR

Tukey's Outlier Screening

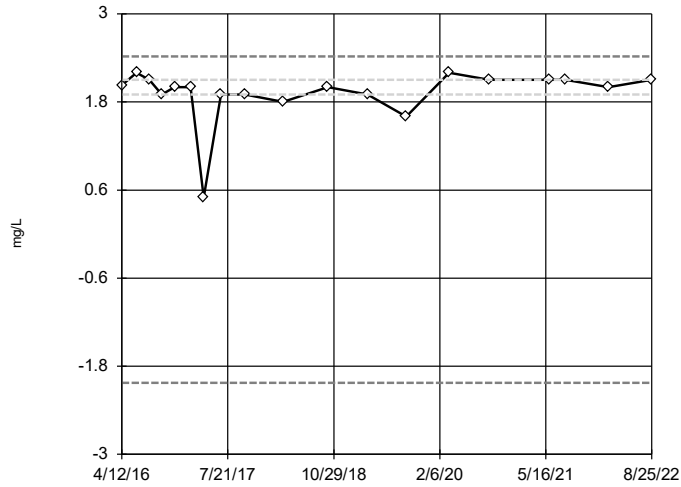
GWC-2



n = 19
 No outliers found.
 Tukey's method selected by user.
 Ladder of Powers transformations did not improve normality, analysis run on raw data.
 High cutoff = 3.6, low cutoff = 0.8, based on IQR multiplier of 3.

Constituent: Chloride Analysis Run 5/5/2023 8:54 AM View: Outliers
 Plant Scherer Client: Southern Company Data: Scherer Cell 1-CCR

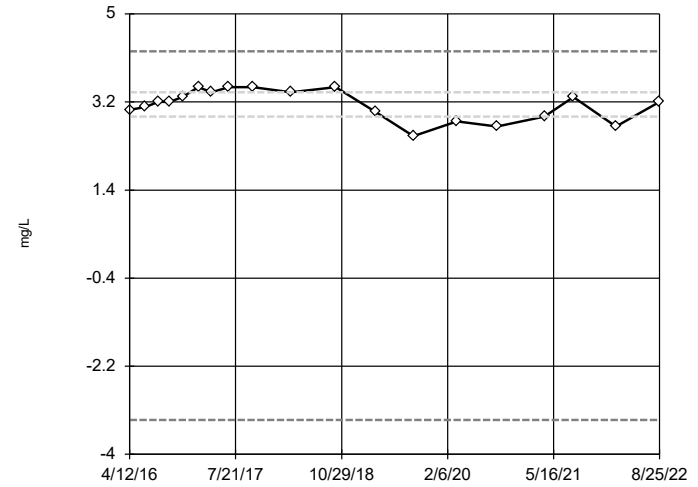
Tukey's Outlier Screening
GWC-20



n = 19
No outliers found. Tukey's method selected by user.
Data were x⁶ transformed to achieve best W statistic (graph shown in original units).
High cutoff = 2.422, low cutoff = -2.026, based on IQR multiplier of 3.

Constituent: Chloride Analysis Run 5/5/2023 8:54 AM View: Outliers
Plant Scherer Client: Southern Company Data: Scherer Cell 1-CCR

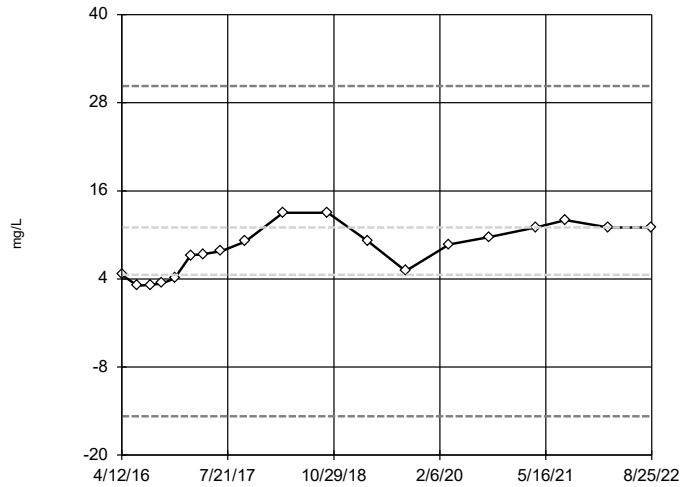
Tukey's Outlier Screening
GWC-3



n = 19
No outliers found. Tukey's method selected by user.
Data were x⁴ transformed to achieve best W statistic (graph shown in original units).
High cutoff = 4.237, low cutoff = -3.296, based on IQR multiplier of 3.

Constituent: Chloride Analysis Run 5/5/2023 8:54 AM View: Outliers
Plant Scherer Client: Southern Company Data: Scherer Cell 1-CCR

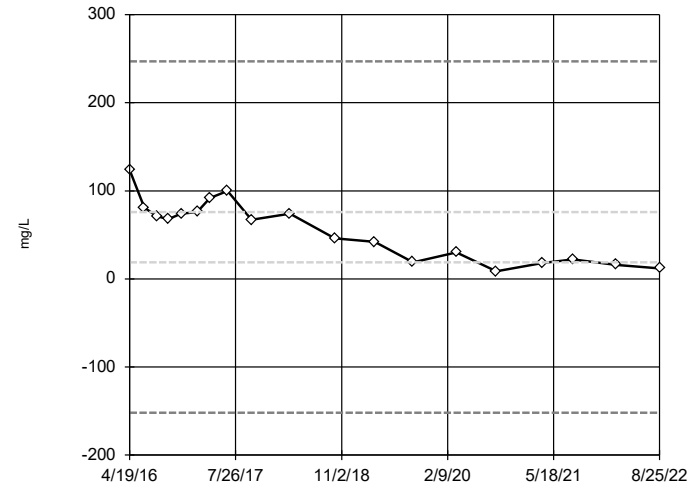
Tukey's Outlier Screening
GWC-4



n = 19
No outliers found. Tukey's method selected by user.
Ladder of Powers transformations did not improve normality; analysis run on raw data.
High cutoff = 30.29, low cutoff = -14.72, based on IQR multiplier of 3.

Constituent: Chloride Analysis Run 5/5/2023 8:54 AM View: Outliers
Plant Scherer Client: Southern Company Data: Scherer Cell 1-CCR

Tukey's Outlier Screening
GWC-5

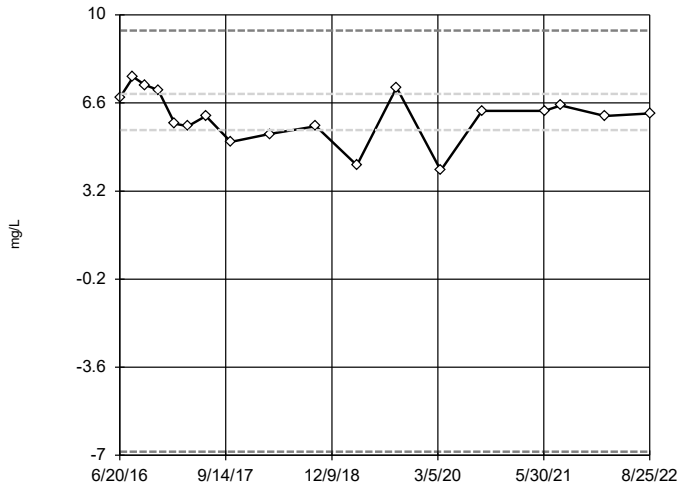


n = 19
No outliers found. Tukey's method selected by user.
Ladder of Powers transformations did not improve normality; analysis run on raw data.
High cutoff = 247, low cutoff = -152, based on IQR multiplier of 3.

Constituent: Chloride Analysis Run 5/5/2023 8:54 AM View: Outliers
Plant Scherer Client: Southern Company Data: Scherer Cell 1-CCR

Tukey's Outlier Screening

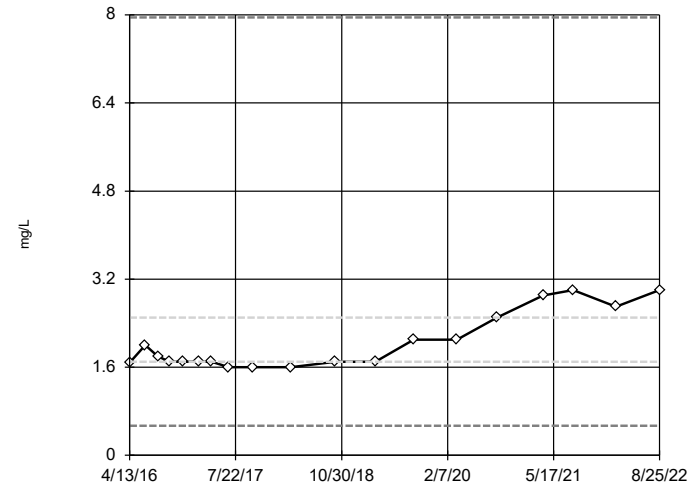
GWC-6



Constituent: Chloride Analysis Run 5/5/2023 8:54 AM View: Outliers
Plant Scherer Client: Southern Company Data: Scherer Cell 1-CCR

Tukey's Outlier Screening

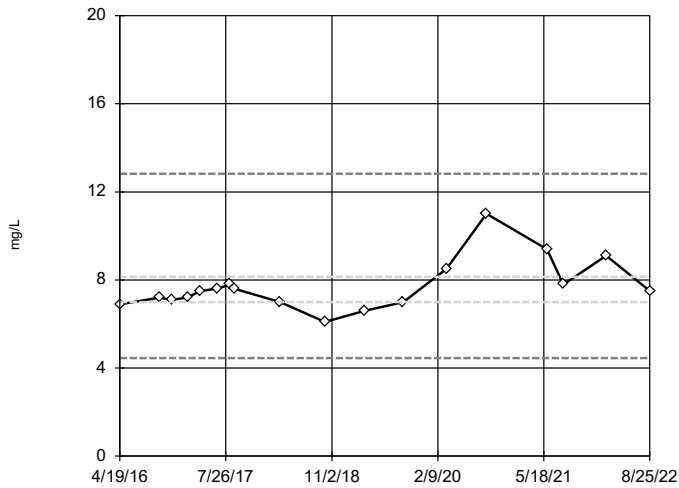
GWC-7



Constituent: Chloride Analysis Run 5/5/2023 8:54 AM View: Outliers
Plant Scherer Client: Southern Company Data: Scherer Cell 1-CCR

Tukey's Outlier Screening

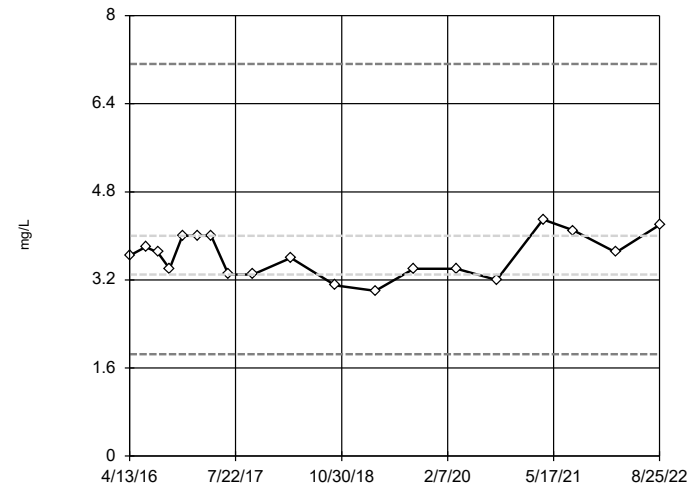
GWC-8A



Constituent: Chloride Analysis Run 5/5/2023 8:54 AM View: Outliers
Plant Scherer Client: Southern Company Data: Scherer Cell 1-CCR

Tukey's Outlier Screening

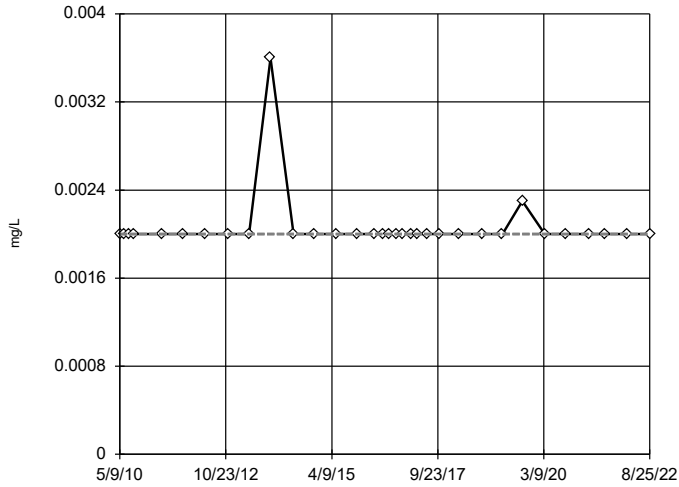
GWC-9



Constituent: Chloride Analysis Run 5/5/2023 8:54 AM View: Outliers
Plant Scherer Client: Southern Company Data: Scherer Cell 1-CCR

Tukey's Outlier Screening

GWA-15 (bg)

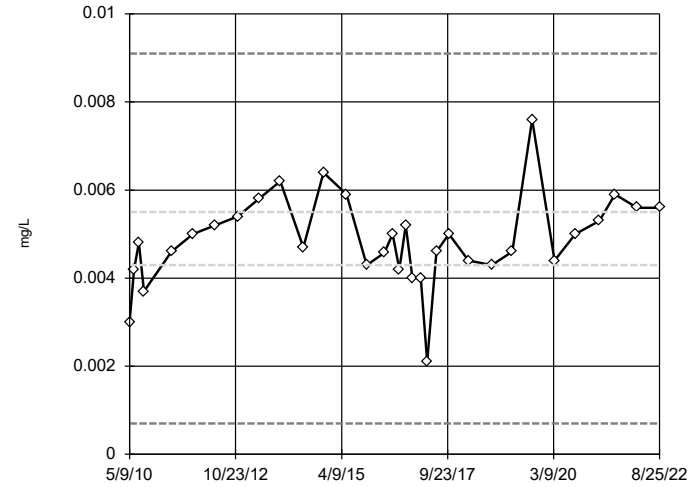


n = 33
 No outliers found.
 Tukey's method selected by user.
 Data were natural log transformed to achieve best W statistic (graph shown in original units).
 The results were invalidated, because the lower and upper quartiles are equal.

Constituent: Chromium, Total Analysis Run 5/5/2023 8:54 AM View: Outliers
 Plant Scherer Client: Southern Company Data: Scherer Cell 1-CCR

Tukey's Outlier Screening

GWA-16 (bg)

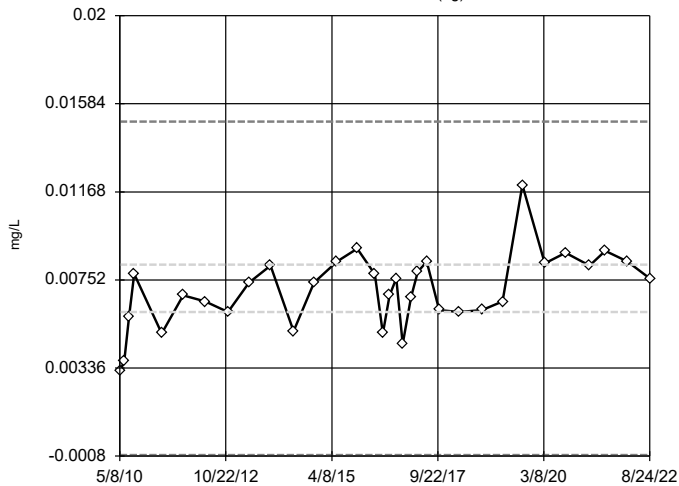


n = 33
 No outliers found.
 Tukey's method selected by user.
 Ladder of Powers transformations did not improve normality; analysis run on raw data.
 High cutoff = 0.0091, low cutoff = 0.0007, based on IQR multiplier of 3.

Constituent: Chromium, Total Analysis Run 5/5/2023 8:54 AM View: Outliers
 Plant Scherer Client: Southern Company Data: Scherer Cell 1-CCR

Tukey's Outlier Screening

GWA-17 (bg)

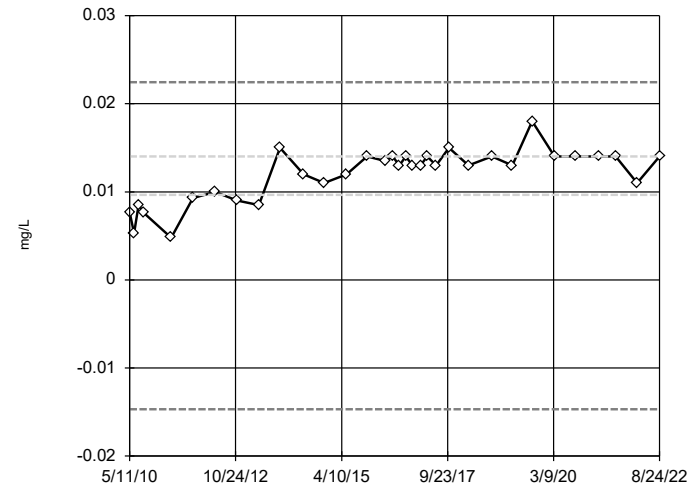


n = 33
 No outliers found.
 Tukey's method selected by user.
 Ladder of Powers transformations did not improve normality; analysis run on raw data.
 High cutoff = 0.015, low cutoff = -0.00075, based on IQR multiplier of 3.

Constituent: Chromium, Total Analysis Run 5/5/2023 8:54 AM View: Outliers
 Plant Scherer Client: Southern Company Data: Scherer Cell 1-CCR

Tukey's Outlier Screening

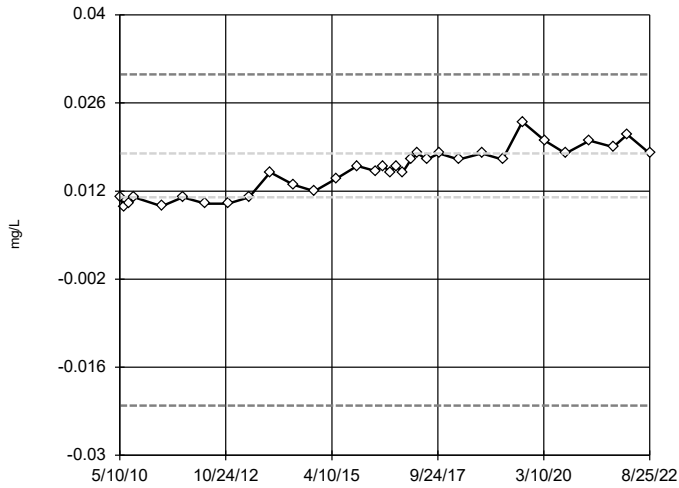
GWC-1



n = 33
 No outliers found.
 Tukey's method selected by user.
 Data were square transformed to achieve best W statistic (graph shown in original units).
 High cutoff = 0.02246, low cutoff = -0.01466, based on IQR multiplier of 3.

Constituent: Chromium, Total Analysis Run 5/5/2023 8:54 AM View: Outliers
 Plant Scherer Client: Southern Company Data: Scherer Cell 1-CCR

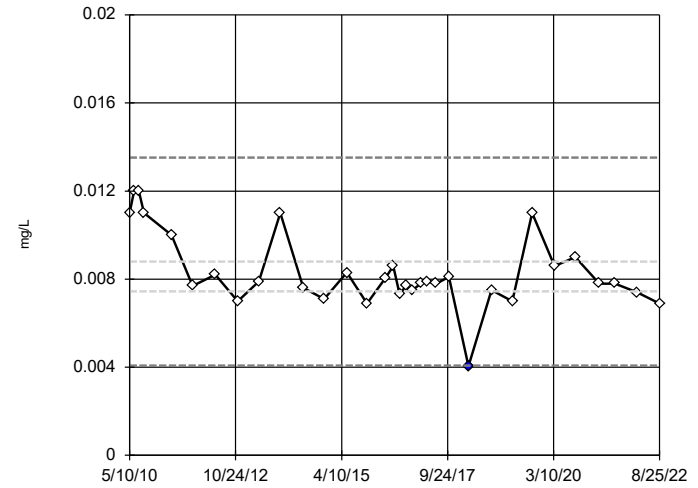
Tukey's Outlier Screening GWC-10



n = 33
No outliers found.
Tukey's method selected by user.
Data were square transformed to achieve best W statistic (graph shown in original units).
High cutoff = 0.03055,
low cutoff = -0.02209,
based on IQR multiplier of 3.

Constituent: Chromium, Total Analysis Run 5/5/2023 8:54 AM View: Outliers
Plant Scherer Client: Southern Company Data: Scherer Cell 1-CCR

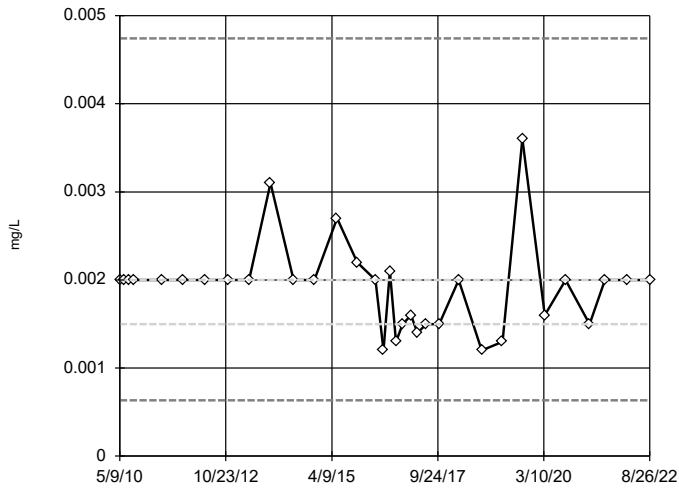
Tukey's Outlier Screening GWC-11



n = 33
Outlier is drawn as solid.
Tukey's method selected by user.
Data were square root transformed to achieve best W statistic (graph shown in original units).
High cutoff = 0.01352,
low cutoff = 0.004076,
based on IQR multiplier of 3.

Constituent: Chromium, Total Analysis Run 5/5/2023 8:54 AM View: Outliers
Plant Scherer Client: Southern Company Data: Scherer Cell 1-CCR

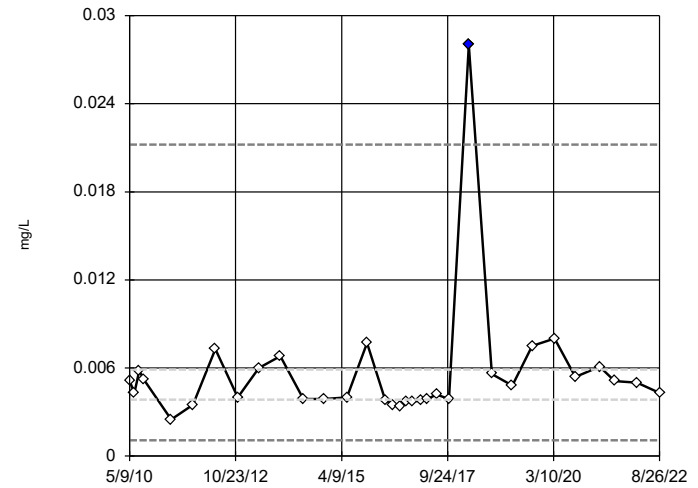
Tukey's Outlier Screening GWC-12



n = 33
No outliers found.
Tukey's method selected by user.
Data were natural log transformed to achieve best W statistic (graph shown in original units).
High cutoff = 0.004741,
low cutoff = 0.0006328,
based on IQR multiplier of 3.

Constituent: Chromium, Total Analysis Run 5/5/2023 8:54 AM View: Outliers
Plant Scherer Client: Southern Company Data: Scherer Cell 1-CCR

Tukey's Outlier Screening GWC-13

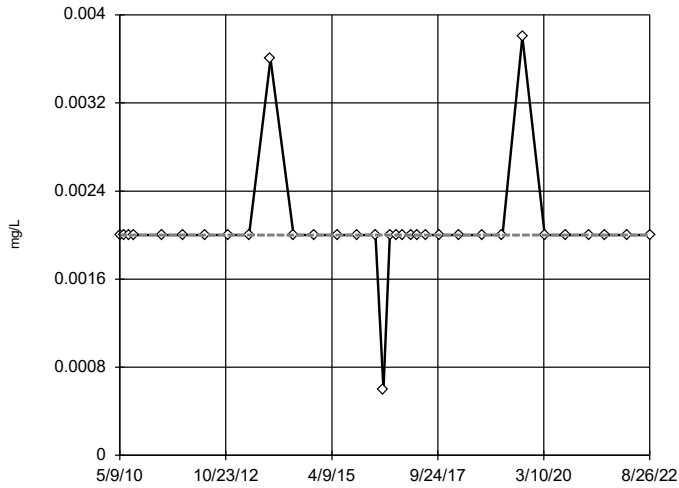


n = 33
Outlier is drawn as solid.
Tukey's method selected by user.
Data were natural log transformed to achieve best W statistic (graph shown in original units).
High cutoff = 0.02123,
low cutoff = 0.00107,
based on IQR multiplier of 3.

Constituent: Chromium, Total Analysis Run 5/5/2023 8:54 AM View: Outliers
Plant Scherer Client: Southern Company Data: Scherer Cell 1-CCR

Tukey's Outlier Screening

GWC-14

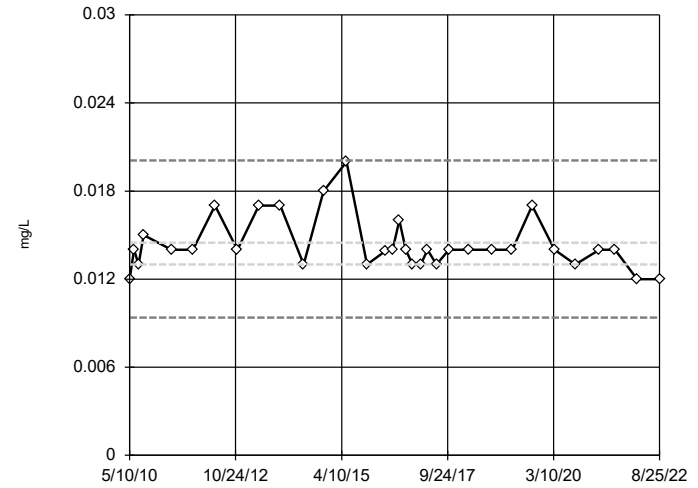


n = 33
 No outliers found.
 Tukey's method selected by user.
 Data were square root transformed to achieve best W statistic (graph shown in original units).
 The results were invalidated, because the lower and upper quartiles are equal.

Constituent: Chromium, Total Analysis Run 5/5/2023 8:54 AM View: Outliers
 Plant Scherer Client: Southern Company Data: Scherer Cell 1-CCR

Tukey's Outlier Screening

GWC-18

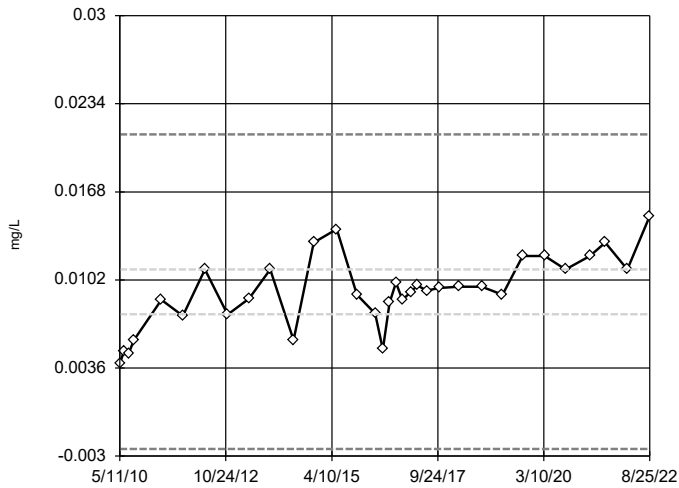


n = 33
 No outliers found.
 Tukey's method selected by user.
 Data were natural log transformed to achieve best W statistic (graph shown in original units).
 High cutoff = 0.02007,
 low cutoff = 0.009385,
 based on IQR multiplier of 3.

Constituent: Chromium, Total Analysis Run 5/5/2023 8:54 AM View: Outliers
 Plant Scherer Client: Southern Company Data: Scherer Cell 1-CCR

Tukey's Outlier Screening

GWC-19

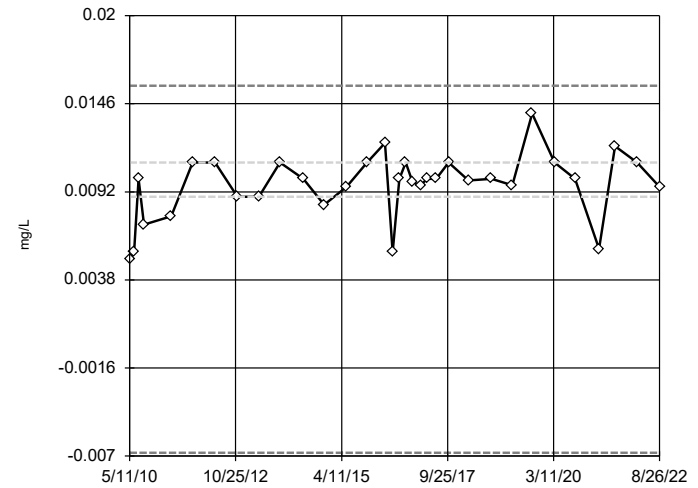


n = 33
 No outliers found.
 Tukey's method selected by user.
 Ladder of Powers transformations did not improve normality; analysis run on raw data.
 High cutoff = 0.0211,
 low cutoff = -0.00246,
 based on IQR multiplier of 3.

Constituent: Chromium, Total Analysis Run 5/5/2023 8:54 AM View: Outliers
 Plant Scherer Client: Southern Company Data: Scherer Cell 1-CCR

Tukey's Outlier Screening

GWC-2

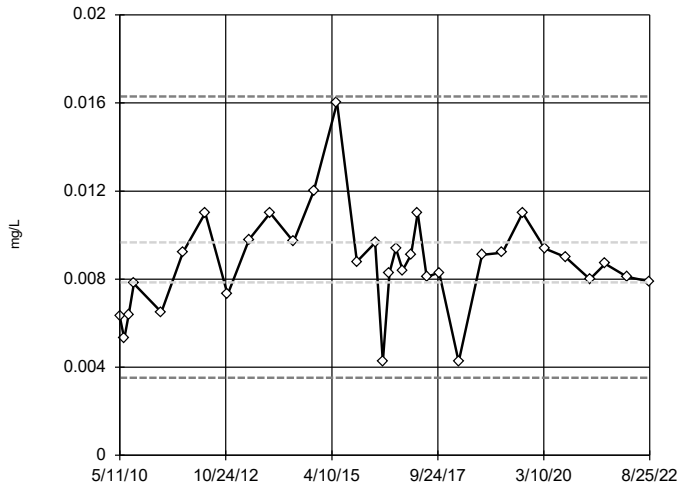


n = 33
 No outliers found.
 Tukey's method selected by user.
 Data were square transformed to achieve best W statistic (graph shown in original units).
 High cutoff = 0.0157,
 low cutoff = -0.006794,
 based on IQR multiplier of 3.

Constituent: Chromium, Total Analysis Run 5/5/2023 8:54 AM View: Outliers
 Plant Scherer Client: Southern Company Data: Scherer Cell 1-CCR

Tukey's Outlier Screening

GWC-20



n = 33

No outliers found.
Tukey's method selected by user.

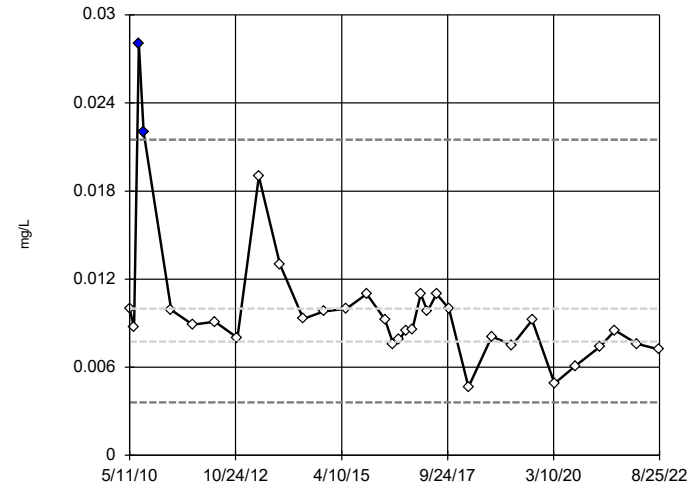
Data were square root transformed to achieve best W statistic (graph shown in original units).

High cutoff = 0.01629,
low cutoff = 0.003518,
based on IQR multiplier of 3.

Constituent: Chromium, Total Analysis Run 5/5/2023 8:54 AM View: Outliers
Plant Scherer Client: Southern Company Data: Scherer Cell 1-CCR

Tukey's Outlier Screening

GWC-3



n = 33

Outliers are drawn as solid.
Tukey's method selected by user.

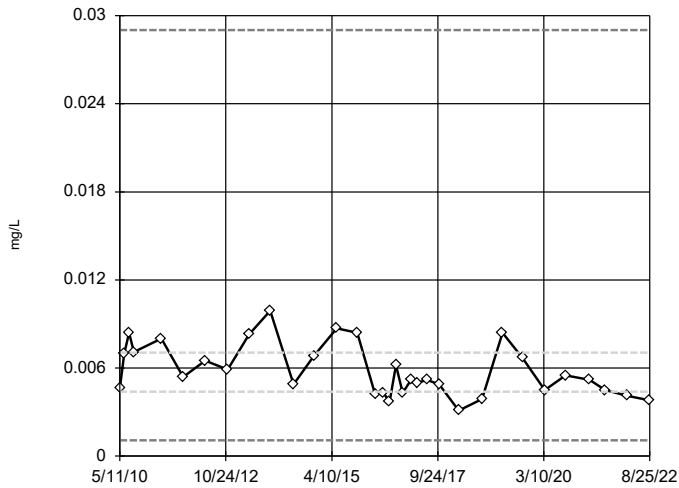
Data were natural log transformed to achieve best W statistic (graph shown in original units).

High cutoff = 0.0215,
low cutoff = 0.003605,
based on IQR multiplier of 3.

Constituent: Chromium, Total Analysis Run 5/5/2023 8:54 AM View: Outliers
Plant Scherer Client: Southern Company Data: Scherer Cell 1-CCR

Tukey's Outlier Screening

GWC-4



n = 33

No outliers found.
Tukey's method selected by user.

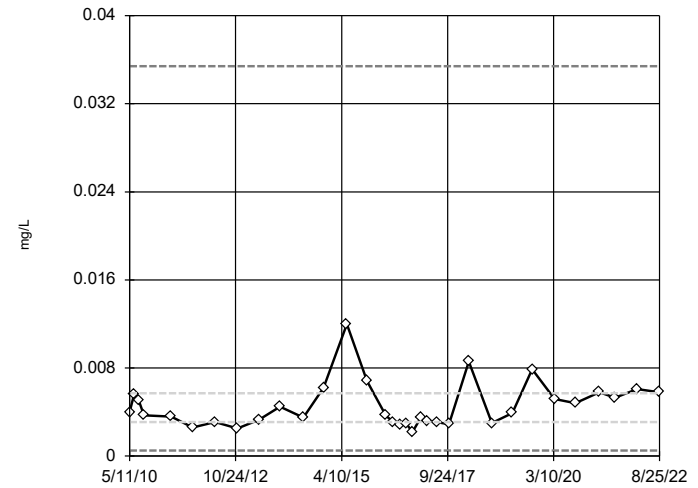
Data were natural log transformed to achieve best W statistic (graph shown in original units).

High cutoff = 0.02902,
low cutoff = 0.001069,
based on IQR multiplier of 3.

Constituent: Chromium, Total Analysis Run 5/5/2023 8:54 AM View: Outliers
Plant Scherer Client: Southern Company Data: Scherer Cell 1-CCR

Tukey's Outlier Screening

GWC-5



n = 33

No outliers found.
Tukey's method selected by user.

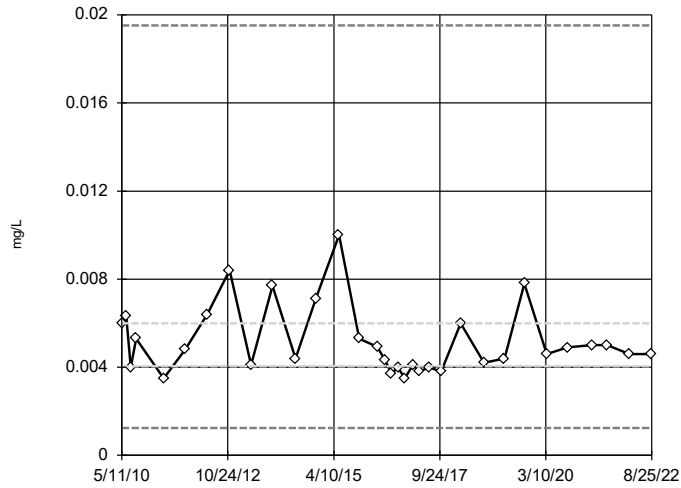
Data were natural log transformed to achieve best W statistic (graph shown in original units).

High cutoff = 0.03541,
low cutoff = 0.0004989,
based on IQR multiplier of 3.

Constituent: Chromium, Total Analysis Run 5/5/2023 8:54 AM View: Outliers
Plant Scherer Client: Southern Company Data: Scherer Cell 1-CCR

Tukey's Outlier Screening

GWC-6

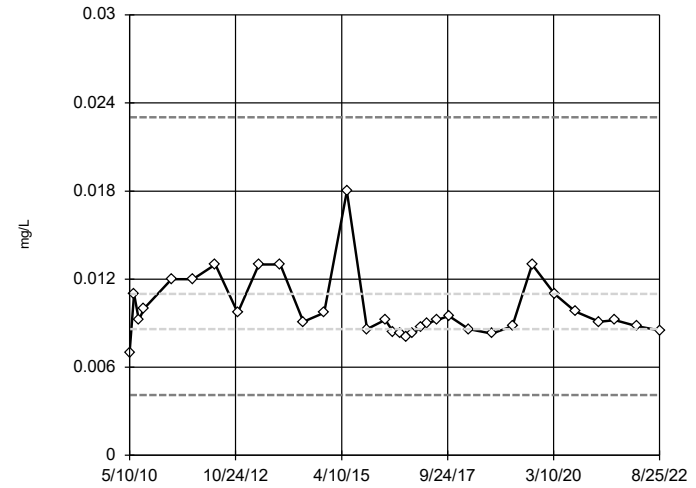


n = 33
 No outliers found.
 Tukey's method selected by user.
 Data were natural log transformed to achieve best W statistic (graph shown in original units).
 High cutoff = 0.01951, low cutoff = 0.001245, based on IQR multiplier of 3.

Constituent: Chromium, Total Analysis Run 5/5/2023 8:54 AM View: Outliers
 Plant Scherer Client: Southern Company Data: Scherer Cell 1-CCR

Tukey's Outlier Screening

GWC-7

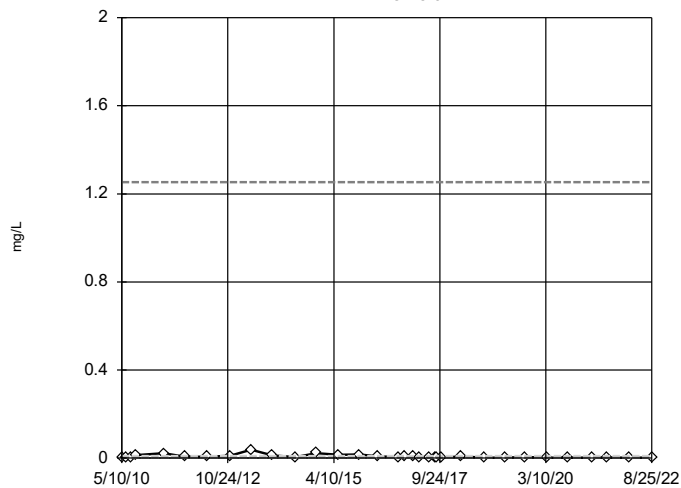


n = 33
 No outliers found.
 Tukey's method selected by user.
 Data were natural log transformed to achieve best W statistic (graph shown in original units).
 High cutoff = 0.02302, low cutoff = 0.00411, based on IQR multiplier of 3.

Constituent: Chromium, Total Analysis Run 5/5/2023 8:54 AM View: Outliers
 Plant Scherer Client: Southern Company Data: Scherer Cell 1-CCR

Tukey's Outlier Screening

GWC-8A

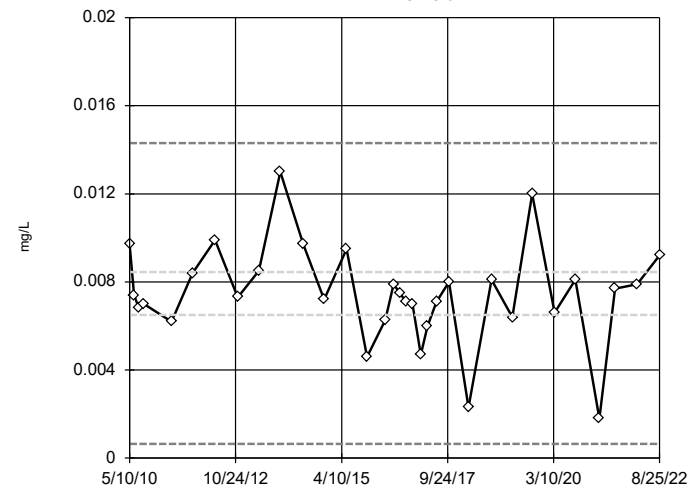


n = 33
 No outliers found.
 Tukey's method selected by user.
 Data were natural log transformed to achieve best W statistic (graph shown in original units).
 High cutoff = 1.253, low cutoff = 0.00001598, based on IQR multiplier of 3.

Constituent: Chromium, Total Analysis Run 5/5/2023 8:54 AM View: Outliers
 Plant Scherer Client: Southern Company Data: Scherer Cell 1-CCR

Tukey's Outlier Screening

GWC-9

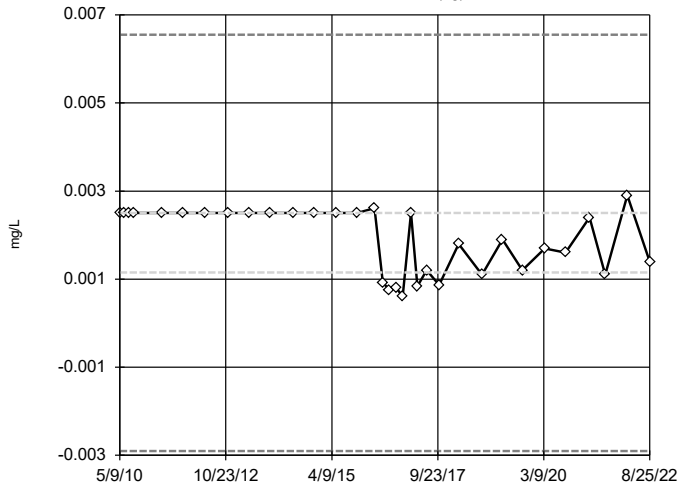


n = 33
 No outliers found.
 Tukey's method selected by user.
 Ladder of Powers transformations did not improve normality, analysis run on raw data.
 High cutoff = 0.0143, low cutoff = 0.00065, based on IQR multiplier of 3.

Constituent: Chromium, Total Analysis Run 5/5/2023 8:54 AM View: Outliers
 Plant Scherer Client: Southern Company Data: Scherer Cell 1-CCR

Tukey's Outlier Screening

GWA-15 (bg)

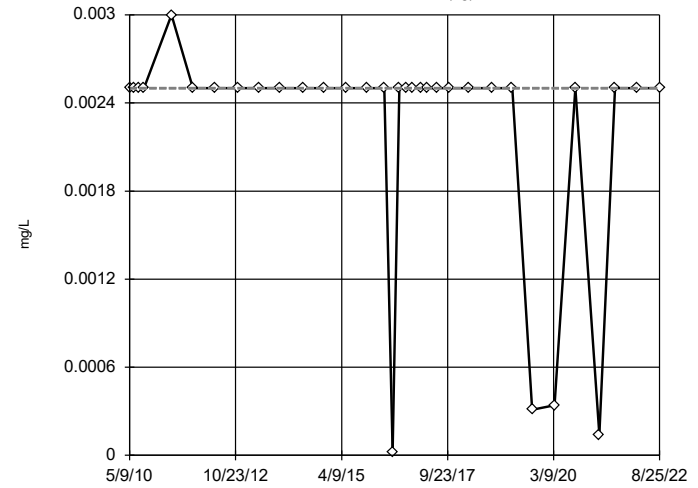


n = 33
 No outliers found.
 Tukey's method selected by user.
 Ladder of Powers transformations did not improve normality; analysis run on raw data.
 High cutoff = 0.00655, low cutoff = -0.0029, based on IQR multiplier of 3.

Constituent: Cobalt, Total Analysis Run 5/5/2023 8:54 AM View: Outliers
 Plant Scherer Client: Southern Company Data: Scherer Cell 1-CCR

Tukey's Outlier Screening

GWA-16 (bg)

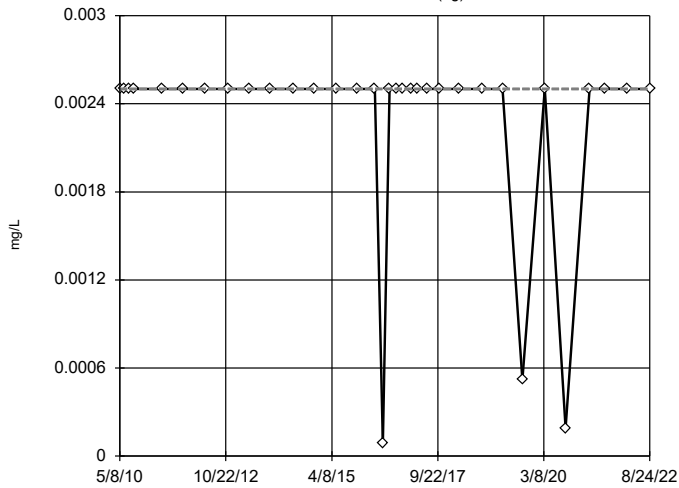


n = 33
 No outliers found.
 Tukey's method selected by user.
 Data were x⁴ transformed to achieve best W statistic (graph shown in original units).
 The results were invalidated, because the lower and upper quartiles are equal.

Constituent: Cobalt, Total Analysis Run 5/5/2023 8:54 AM View: Outliers
 Plant Scherer Client: Southern Company Data: Scherer Cell 1-CCR

Tukey's Outlier Screening

GWA-17 (bg)

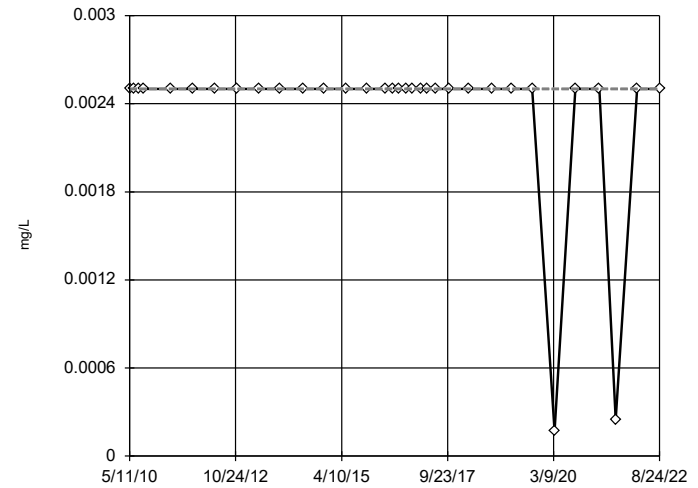


n = 33
 No outliers found.
 Tukey's method selected by user.
 Data were cube root transformed to achieve best W statistic (graph shown in original units).
 The results were invalidated, because the lower and upper quartiles are equal.

Constituent: Cobalt, Total Analysis Run 5/5/2023 8:54 AM View: Outliers
 Plant Scherer Client: Southern Company Data: Scherer Cell 1-CCR

Tukey's Outlier Screening

GWC-1

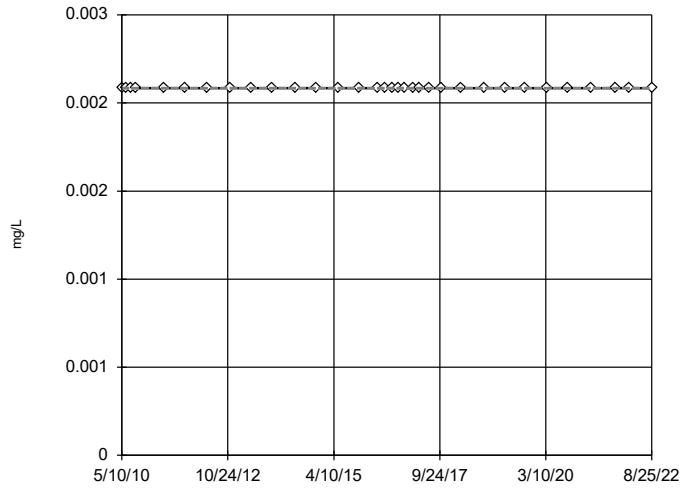


n = 33
 No outliers found.
 Tukey's method selected by user.
 Data were natural log transformed to achieve best W statistic (graph shown in original units).
 The results were invalidated, because the lower and upper quartiles are equal.

Constituent: Cobalt, Total Analysis Run 5/5/2023 8:54 AM View: Outliers
 Plant Scherer Client: Southern Company Data: Scherer Cell 1-CCR

Tukey's Outlier Screening

GWC-10

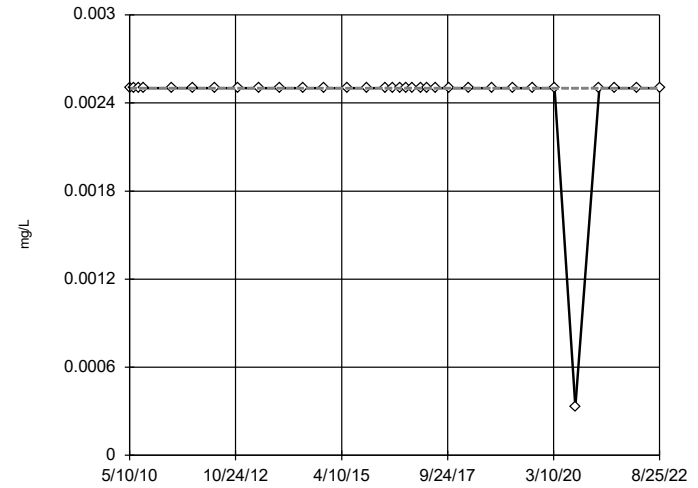


n = 33
 No outliers found.
 Tukey's method selected by user.
 Data were square root transformed to achieve best W statistic (graph shown in original units).
 The results were invalidated, because the lower and upper quartiles are equal.

Constituent: Cobalt, Total Analysis Run 5/5/2023 8:54 AM View: Outliers
 Plant Scherer Client: Southern Company Data: Scherer Cell 1-CCR

Tukey's Outlier Screening

GWC-11

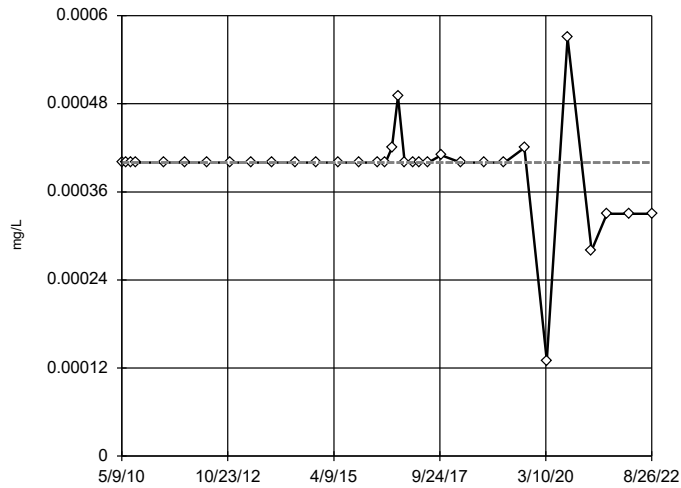


n = 33
 No outliers found.
 Tukey's method selected by user.
 Data were x^4 transformed to achieve best W statistic (graph shown in original units).
 The results were invalidated, because the lower and upper quartiles are equal.

Constituent: Cobalt, Total Analysis Run 5/5/2023 8:54 AM View: Outliers
 Plant Scherer Client: Southern Company Data: Scherer Cell 1-CCR

Tukey's Outlier Screening

GWC-12

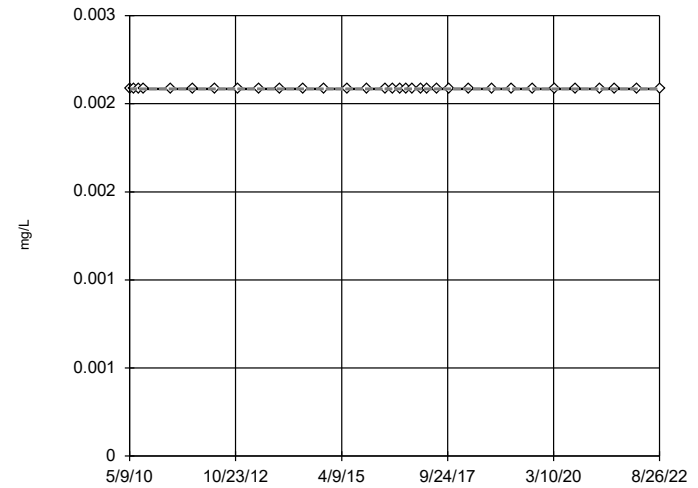


n = 33
 No outliers found.
 Tukey's method selected by user.
 Data were square transformed to achieve best W statistic (graph shown in original units).
 The results were invalidated, because the lower and upper quartiles are equal.

Constituent: Cobalt, Total Analysis Run 5/5/2023 8:54 AM View: Outliers
 Plant Scherer Client: Southern Company Data: Scherer Cell 1-CCR

Tukey's Outlier Screening

GWC-13

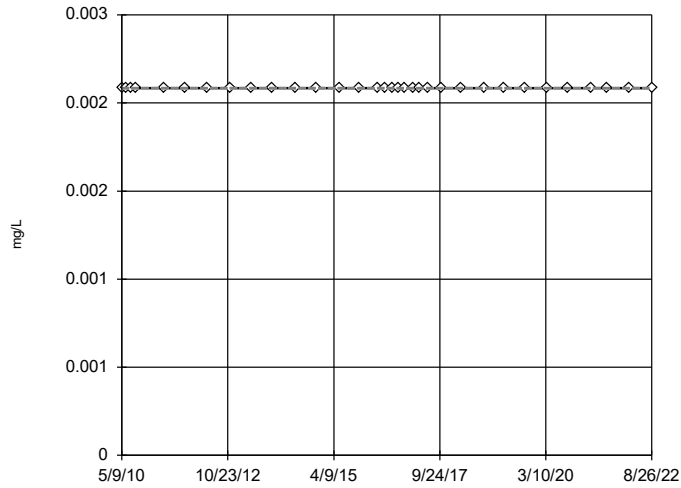


n = 33
 No outliers found.
 Tukey's method selected by user.
 Data were square root transformed to achieve best W statistic (graph shown in original units).
 The results were invalidated, because the lower and upper quartiles are equal.

Constituent: Cobalt, Total Analysis Run 5/5/2023 8:54 AM View: Outliers
 Plant Scherer Client: Southern Company Data: Scherer Cell 1-CCR

Tukey's Outlier Screening

GWC-14

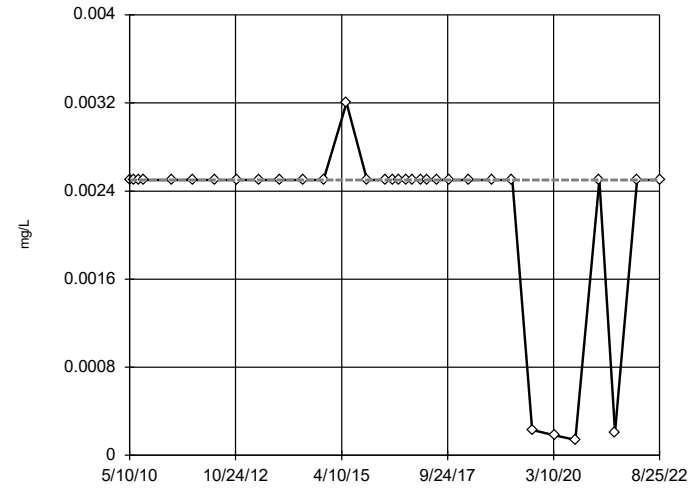


n = 33
 No outliers found.
 Tukey's method selected by user.
 Data were square root transformed to achieve best W statistic (graph shown in original units).
 The results were invalidated, because the lower and upper quartiles are equal.

Constituent: Cobalt, Total Analysis Run 5/5/2023 8:54 AM View: Outliers
 Plant Scherer Client: Southern Company Data: Scherer Cell 1-CCR

Tukey's Outlier Screening

GWC-18

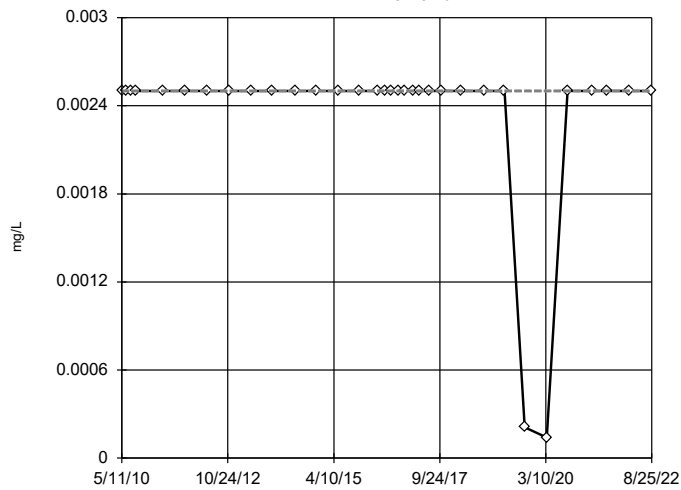


n = 33
 No outliers found.
 Tukey's method selected by user.
 Data were cube transformed to achieve best W statistic (graph shown in original units).
 The results were invalidated, because the lower and upper quartiles are equal.

Constituent: Cobalt, Total Analysis Run 5/5/2023 8:54 AM View: Outliers
 Plant Scherer Client: Southern Company Data: Scherer Cell 1-CCR

Tukey's Outlier Screening

GWC-19

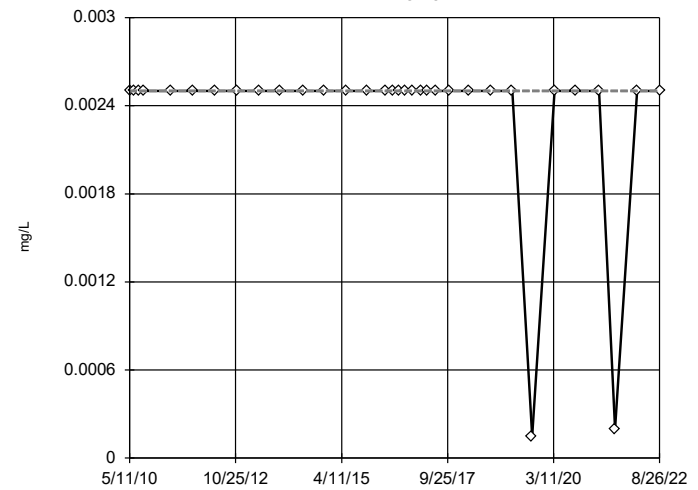


n = 33
 No outliers found.
 Tukey's method selected by user.
 Data were natural log transformed to achieve best W statistic (graph shown in original units).
 The results were invalidated, because the lower and upper quartiles are equal.

Constituent: Cobalt, Total Analysis Run 5/5/2023 8:54 AM View: Outliers
 Plant Scherer Client: Southern Company Data: Scherer Cell 1-CCR

Tukey's Outlier Screening

GWC-2

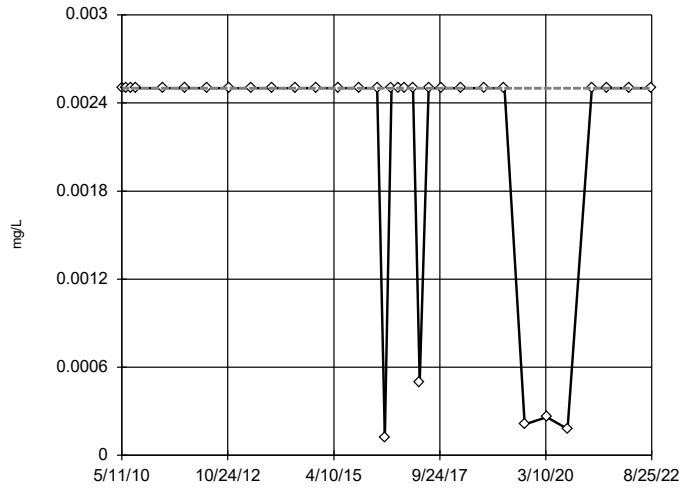


n = 33
 No outliers found.
 Tukey's method selected by user.
 Data were natural log transformed to achieve best W statistic (graph shown in original units).
 The results were invalidated, because the lower and upper quartiles are equal.

Constituent: Cobalt, Total Analysis Run 5/5/2023 8:55 AM View: Outliers
 Plant Scherer Client: Southern Company Data: Scherer Cell 1-CCR

Tukey's Outlier Screening

GWC-20

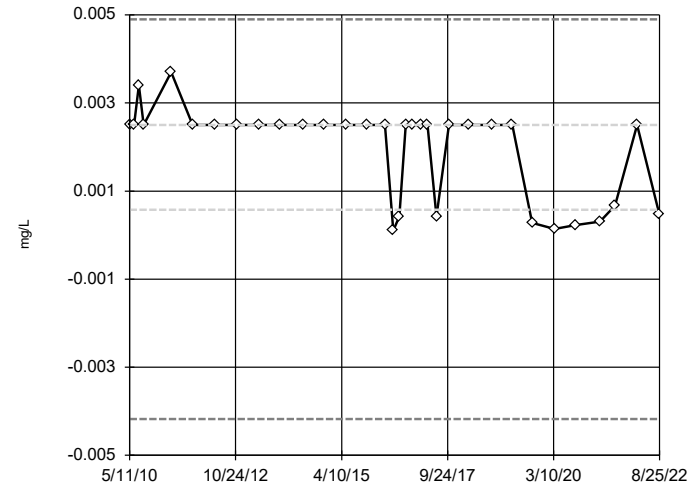


n = 33
 No outliers found.
 Tukey's method selected by user.
 Data were natural log transformed to achieve best W statistic (graph shown in original units).
 The results were invalidated, because the lower and upper quartiles are equal.

Constituent: Cobalt, Total Analysis Run 5/5/2023 8:55 AM View: Outliers
 Plant Scherer Client: Southern Company Data: Scherer Cell 1-CCR

Tukey's Outlier Screening

GWC-3

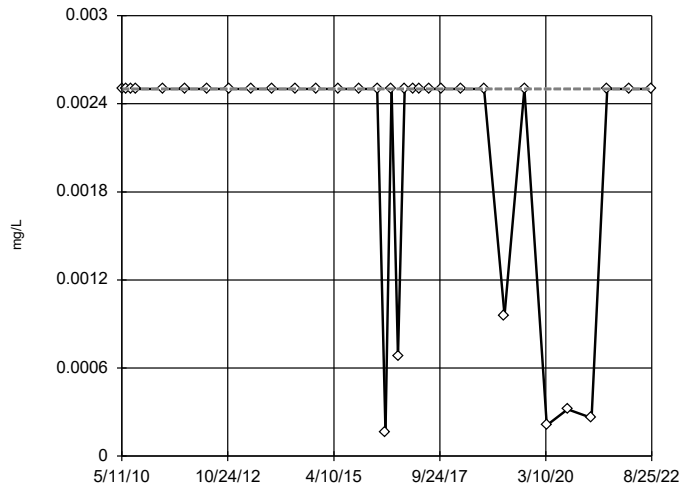


n = 33
 No outliers found.
 Tukey's method selected by user.
 Data were square transformed to achieve best W statistic (graph shown in original units).
 High cutoff = 0.0049, low cutoff = -0.004175, based on IQR multiplier of 3.

Constituent: Cobalt, Total Analysis Run 5/5/2023 8:55 AM View: Outliers
 Plant Scherer Client: Southern Company Data: Scherer Cell 1-CCR

Tukey's Outlier Screening

GWC-4

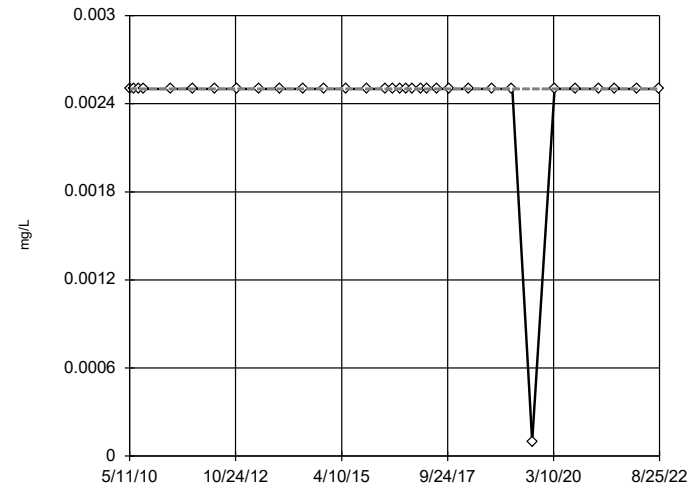


n = 33
 No outliers found.
 Tukey's method selected by user.
 Data were cube root transformed to achieve best W statistic (graph shown in original units).
 The results were invalidated, because the lower and upper quartiles are equal.

Constituent: Cobalt, Total Analysis Run 5/5/2023 8:55 AM View: Outliers
 Plant Scherer Client: Southern Company Data: Scherer Cell 1-CCR

Tukey's Outlier Screening

GWC-5

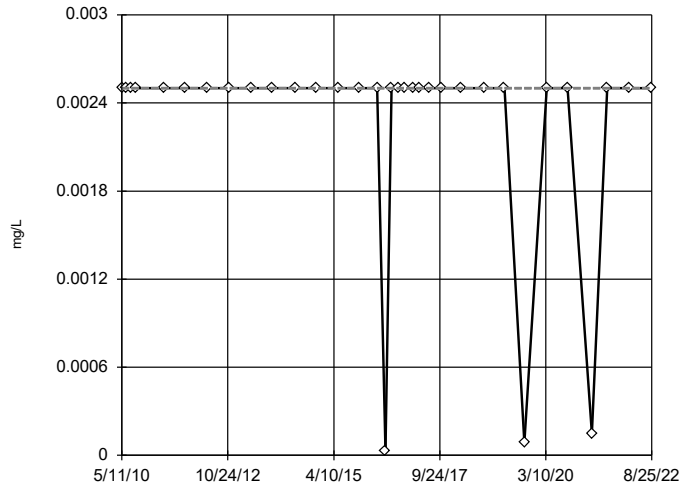


n = 33
 No outliers found.
 Tukey's method selected by user.
 Data were cube transformed to achieve best W statistic (graph shown in original units).
 The results were invalidated, because the lower and upper quartiles are equal.

Constituent: Cobalt, Total Analysis Run 5/5/2023 8:55 AM View: Outliers
 Plant Scherer Client: Southern Company Data: Scherer Cell 1-CCR

Tukey's Outlier Screening

GWC-6

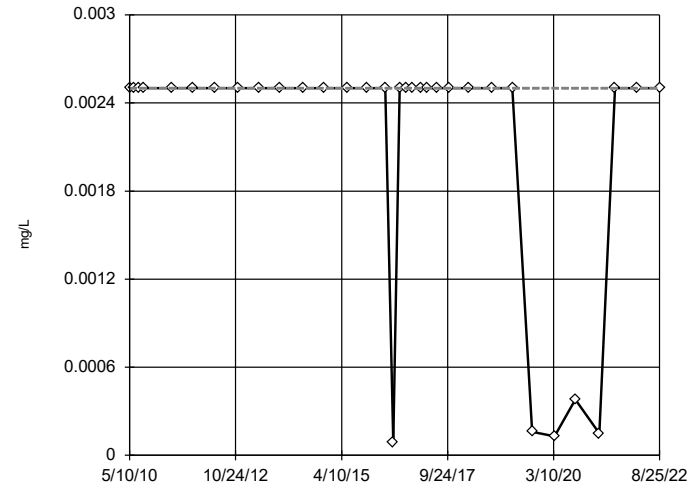


n = 33
 No outliers found.
 Tukey's method selected by user.
 Data were natural log transformed to achieve best W statistic (graph shown in original units).
 The results were invalidated, because the lower and upper quartiles are equal.

Constituent: Cobalt, Total Analysis Run 5/5/2023 8:55 AM View: Outliers
 Plant Scherer Client: Southern Company Data: Scherer Cell 1-CCR

Tukey's Outlier Screening

GWC-7

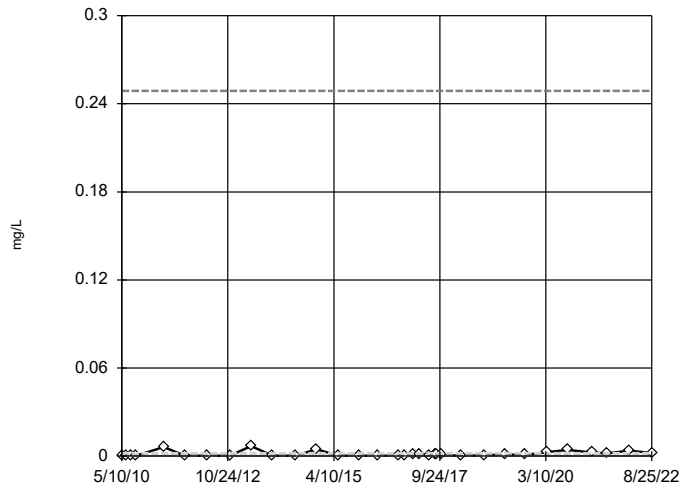


n = 33
 No outliers found.
 Tukey's method selected by user.
 Data were natural log transformed to achieve best W statistic (graph shown in original units).
 The results were invalidated, because the lower and upper quartiles are equal.

Constituent: Cobalt, Total Analysis Run 5/5/2023 8:55 AM View: Outliers
 Plant Scherer Client: Southern Company Data: Scherer Cell 1-CCR

Tukey's Outlier Screening

GWC-8A

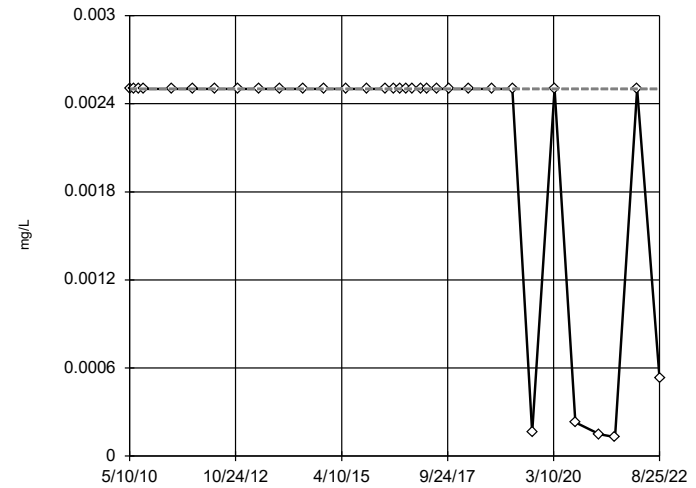


n = 33
 No outliers found.
 Tukey's method selected by user.
 Data were natural log transformed to achieve best W statistic (graph shown in original units).
 High cutoff = 0.2488,
 low cutoff = 0.000003212,
 based on IQR multiplier of 3.

Constituent: Cobalt, Total Analysis Run 5/5/2023 8:55 AM View: Outliers
 Plant Scherer Client: Southern Company Data: Scherer Cell 1-CCR

Tukey's Outlier Screening

GWC-9

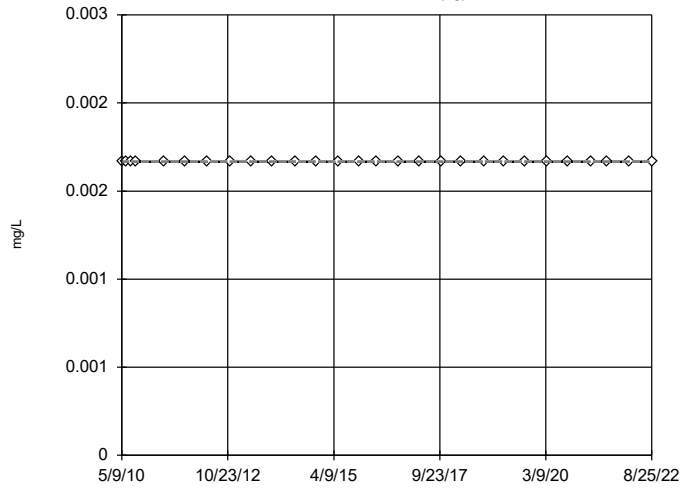


n = 33
 No outliers found.
 Tukey's method selected by user.
 Data were natural log transformed to achieve best W statistic (graph shown in original units).
 The results were invalidated, because the lower and upper quartiles are equal.

Constituent: Cobalt, Total Analysis Run 5/5/2023 8:55 AM View: Outliers
 Plant Scherer Client: Southern Company Data: Scherer Cell 1-CCR

Tukey's Outlier Screening

GWA-15 (bg)

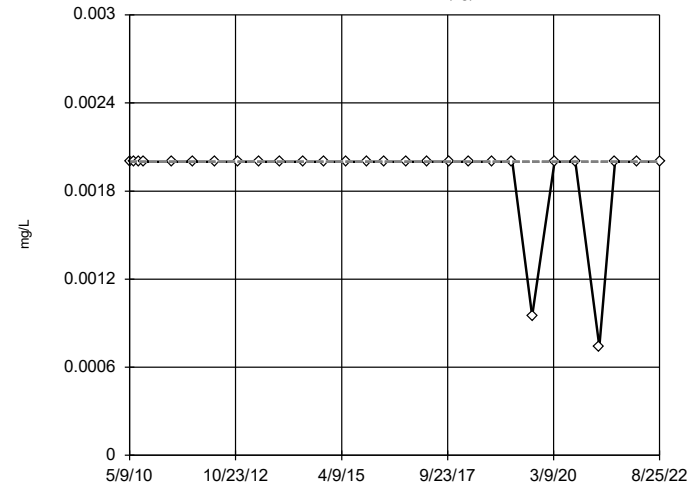


n = 28
 No outliers found.
 Tukey's method selected by user.
 Data were square root transformed to achieve best W statistic (graph shown in original units).
 The results were invalidated, because the lower and upper quartiles are equal.

Constituent: Copper Analysis Run 5/5/2023 8:55 AM View: Outliers
 Plant Scherer Client: Southern Company Data: Scherer Cell 1-CCR

Tukey's Outlier Screening

GWA-16 (bg)

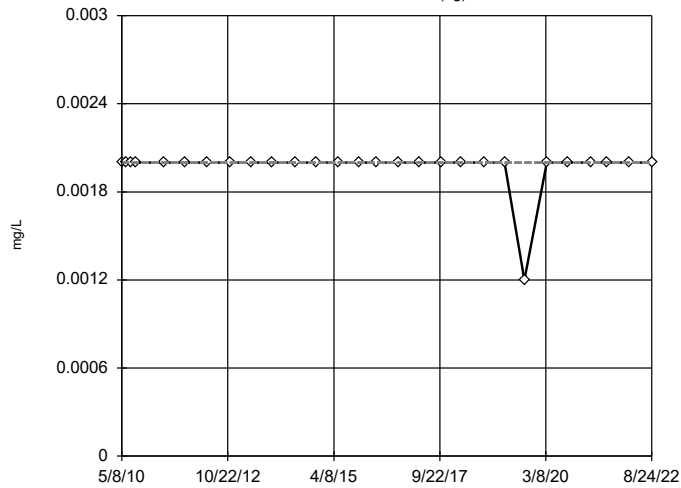


n = 28
 No outliers found.
 Tukey's method selected by user.
 Data were natural log transformed to achieve best W statistic (graph shown in original units).
 The results were invalidated, because the lower and upper quartiles are equal.

Constituent: Copper Analysis Run 5/5/2023 8:55 AM View: Outliers
 Plant Scherer Client: Southern Company Data: Scherer Cell 1-CCR

Tukey's Outlier Screening

GWA-17 (bg)

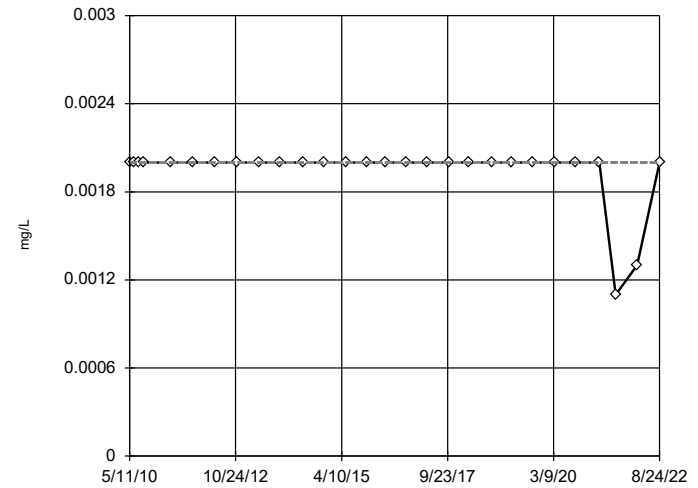


n = 28
 No outliers found.
 Tukey's method selected by user.
 Data were x*6 transformed to achieve best W statistic (graph shown in original units).
 The results were invalidated, because the lower and upper quartiles are equal.

Constituent: Copper Analysis Run 5/5/2023 8:55 AM View: Outliers
 Plant Scherer Client: Southern Company Data: Scherer Cell 1-CCR

Tukey's Outlier Screening

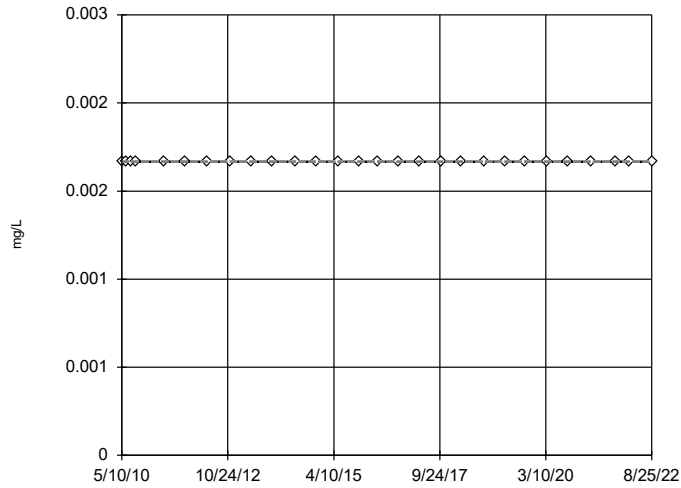
GWC-1



n = 28
 No outliers found.
 Tukey's method selected by user.
 Data were natural log transformed to achieve best W statistic (graph shown in original units).
 The results were invalidated, because the lower and upper quartiles are equal.

Constituent: Copper Analysis Run 5/5/2023 8:55 AM View: Outliers
 Plant Scherer Client: Southern Company Data: Scherer Cell 1-CCR

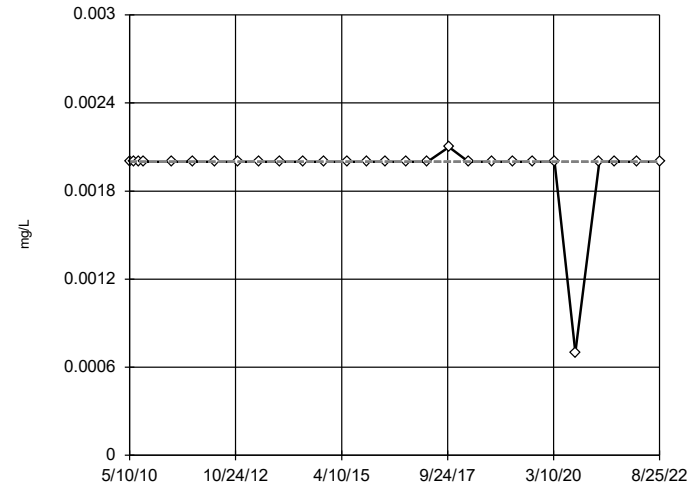
Tukey's Outlier Screening GWC-10



n = 28
No outliers found.
Tukey's method selected by user.
Data were square root transformed to achieve best W statistic (graph shown in original units).
The results were invalidated, because the lower and upper quartiles are equal.

Constituent: Copper Analysis Run 5/5/2023 8:55 AM View: Outliers
Plant Scherer Client: Southern Company Data: Scherer Cell 1-CCR

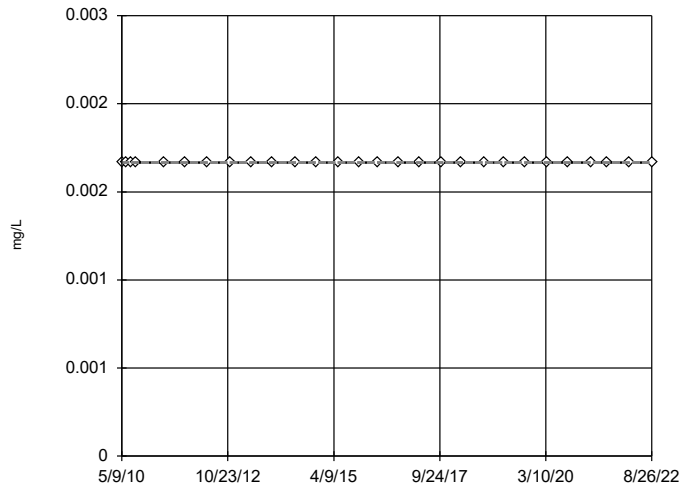
Tukey's Outlier Screening GWC-11



n = 28
No outliers found.
Tukey's method selected by user.
Data were x⁶ transformed to achieve best W statistic (graph shown in original units).
The results were invalidated, because the lower and upper quartiles are equal.

Constituent: Copper Analysis Run 5/5/2023 8:55 AM View: Outliers
Plant Scherer Client: Southern Company Data: Scherer Cell 1-CCR

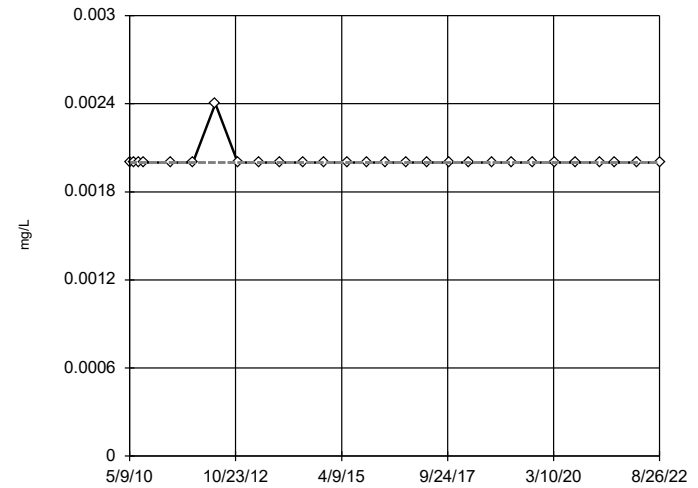
Tukey's Outlier Screening GWC-12



n = 28
No outliers found.
Tukey's method selected by user.
Data were square root transformed to achieve best W statistic (graph shown in original units).
The results were invalidated, because the lower and upper quartiles are equal.

Constituent: Copper Analysis Run 5/5/2023 8:55 AM View: Outliers
Plant Scherer Client: Southern Company Data: Scherer Cell 1-CCR

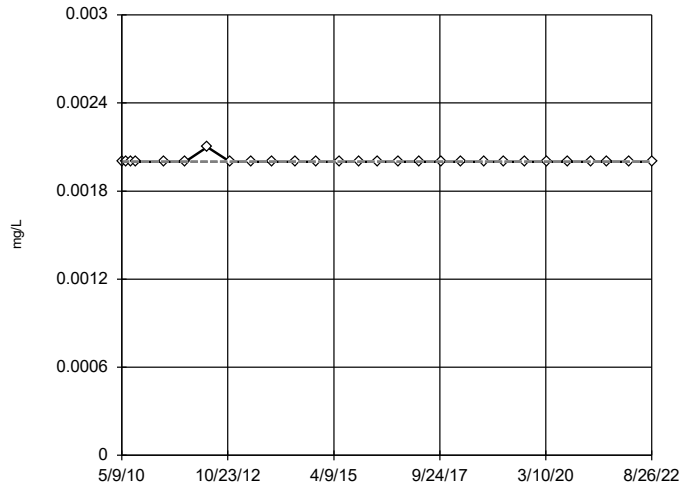
Tukey's Outlier Screening GWC-13



n = 28
No outliers found.
Tukey's method selected by user.
Data were x⁶ transformed to achieve best W statistic (graph shown in original units).
The results were invalidated, because the lower and upper quartiles are equal.

Constituent: Copper Analysis Run 5/5/2023 8:55 AM View: Outliers
Plant Scherer Client: Southern Company Data: Scherer Cell 1-CCR

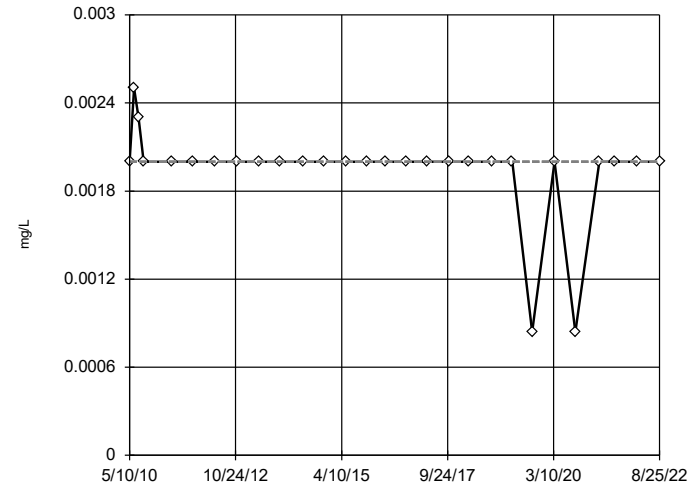
Tukey's Outlier Screening
GWC-14



n = 28
No outliers found. Tukey's method selected by user.
Data were square transformed to achieve best W statistic (graph shown in original units).
The results were invalidated, because the lower and upper quartiles are equal.

Constituent: Copper Analysis Run 5/5/2023 8:55 AM View: Outliers
Plant Scherer Client: Southern Company Data: Scherer Cell 1-CCR

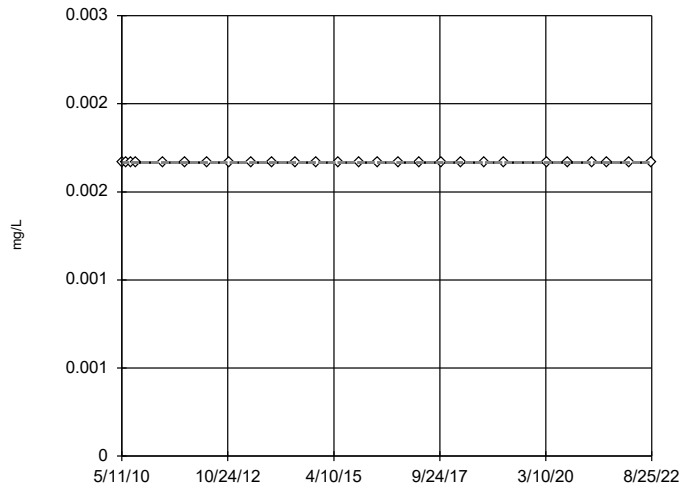
Tukey's Outlier Screening
GWC-18



n = 28
No outliers found. Tukey's method selected by user.
Data were cube transformed to achieve best W statistic (graph shown in original units).
The results were invalidated, because the lower and upper quartiles are equal.

Constituent: Copper Analysis Run 5/5/2023 8:55 AM View: Outliers
Plant Scherer Client: Southern Company Data: Scherer Cell 1-CCR

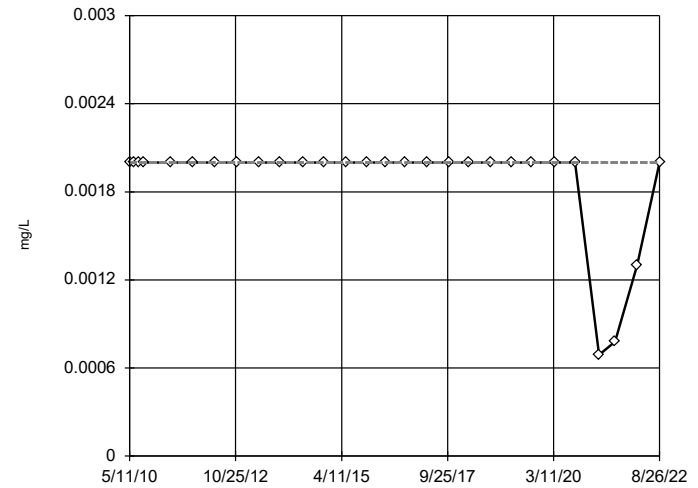
Tukey's Outlier Screening
GWC-19



n = 27
No outliers found. Tukey's method selected by user.
Data were square root transformed to achieve best W statistic (graph shown in original units).
The results were invalidated, because the lower and upper quartiles are equal.

Constituent: Copper Analysis Run 5/5/2023 8:55 AM View: Outliers
Plant Scherer Client: Southern Company Data: Scherer Cell 1-CCR

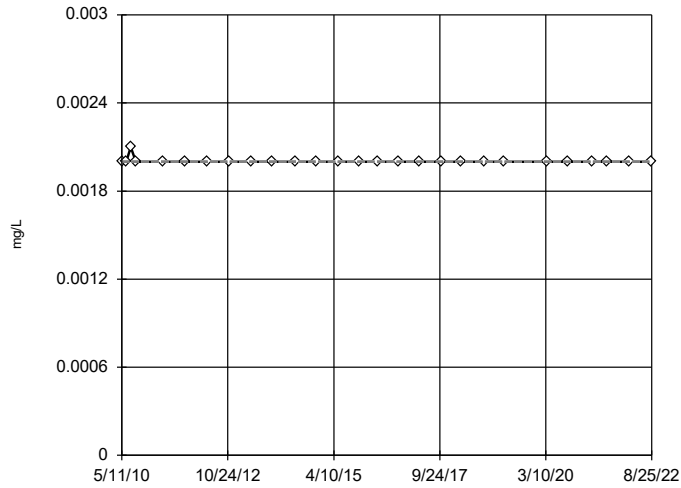
Tukey's Outlier Screening
GWC-2



n = 28
No outliers found. Tukey's method selected by user.
Data were square transformed to achieve best W statistic (graph shown in original units).
The results were invalidated, because the lower and upper quartiles are equal.

Constituent: Copper Analysis Run 5/5/2023 8:55 AM View: Outliers
Plant Scherer Client: Southern Company Data: Scherer Cell 1-CCR

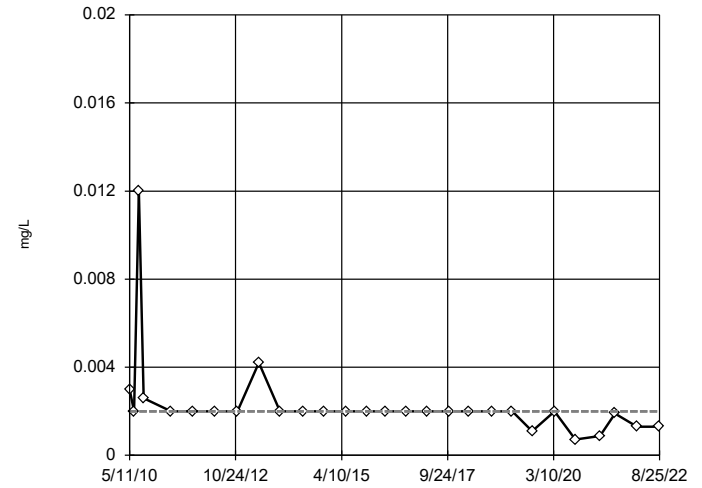
Tukey's Outlier Screening GWC-20



n = 27
 No outliers found.
 Tukey's method selected by user.
 Data were cube root transformed to achieve best W statistic (graph shown in original units).
 The results were invalidated, because the lower and upper quartiles are equal.

Constituent: Copper Analysis Run 5/5/2023 8:55 AM View: Outliers
 Plant Scherer Client: Southern Company Data: Scherer Cell 1-CCR

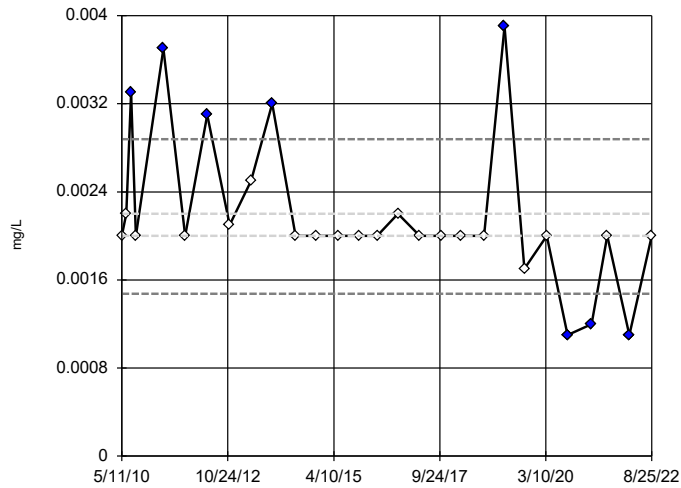
Tukey's Outlier Screening GWC-3



n = 28
 No outliers found.
 Tukey's method selected by user.
 Data were natural log transformed to achieve best W statistic (graph shown in original units).
 The results were invalidated, because the lower and upper quartiles are equal.

Constituent: Copper Analysis Run 5/5/2023 8:55 AM View: Outliers
 Plant Scherer Client: Southern Company Data: Scherer Cell 1-CCR

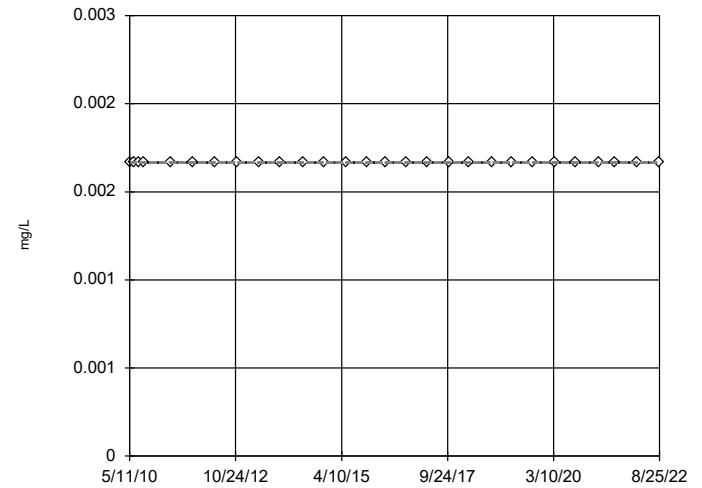
Tukey's Outlier Screening GWC-4



n = 28
 Outliers are drawn as solid.
 Tukey's method selected by user.
 Data were cube root transformed to achieve best W statistic (graph shown in original units).
 High cutoff = 0.002879, low cutoff = 0.001473, based on IQR multiplier of 3.

Constituent: Copper Analysis Run 5/5/2023 8:55 AM View: Outliers
 Plant Scherer Client: Southern Company Data: Scherer Cell 1-CCR

Tukey's Outlier Screening GWC-5

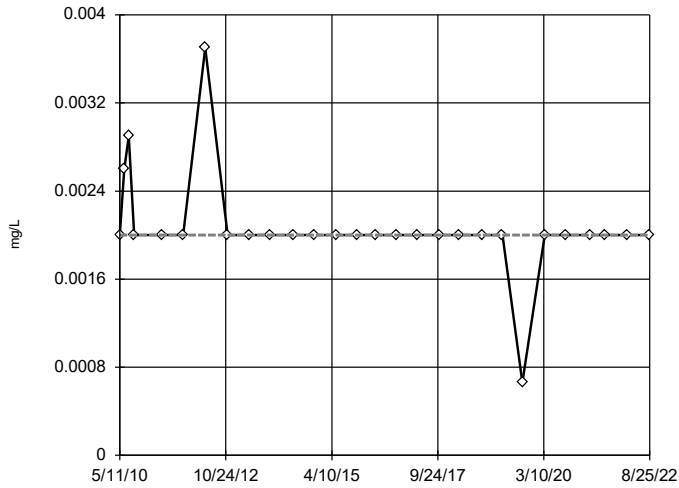


n = 28
 No outliers found.
 Tukey's method selected by user.
 Data were square root transformed to achieve best W statistic (graph shown in original units).
 The results were invalidated, because the lower and upper quartiles are equal.

Constituent: Copper Analysis Run 5/5/2023 8:55 AM View: Outliers
 Plant Scherer Client: Southern Company Data: Scherer Cell 1-CCR

Tukey's Outlier Screening

GWC-6

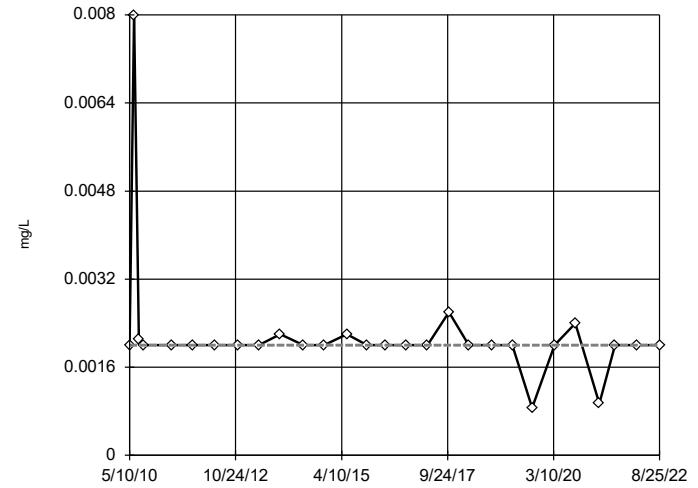


n = 28
 No outliers found.
 Tukey's method selected by user.
 Ladder of Powers transformations did not improve normality; analysis run on raw data.
 The results were invalidated, because the lower and upper quartiles are equal.

Constituent: Copper Analysis Run 5/5/2023 8:55 AM View: Outliers
 Plant Scherer Client: Southern Company Data: Scherer Cell 1-CCR

Tukey's Outlier Screening

GWC-7

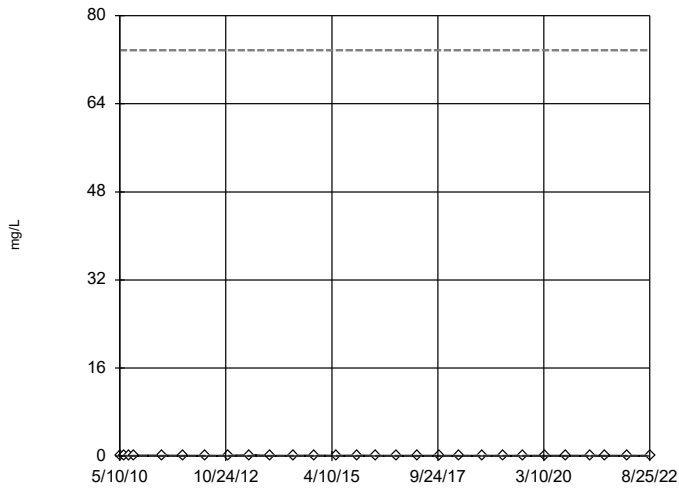


n = 28
 No outliers found.
 Tukey's method selected by user.
 Data were natural log transformed to achieve best W statistic (graph shown in original units).
 The results were invalidated, because the lower and upper quartiles are equal.

Constituent: Copper Analysis Run 5/5/2023 8:55 AM View: Outliers
 Plant Scherer Client: Southern Company Data: Scherer Cell 1-CCR

Tukey's Outlier Screening

GWC-8A

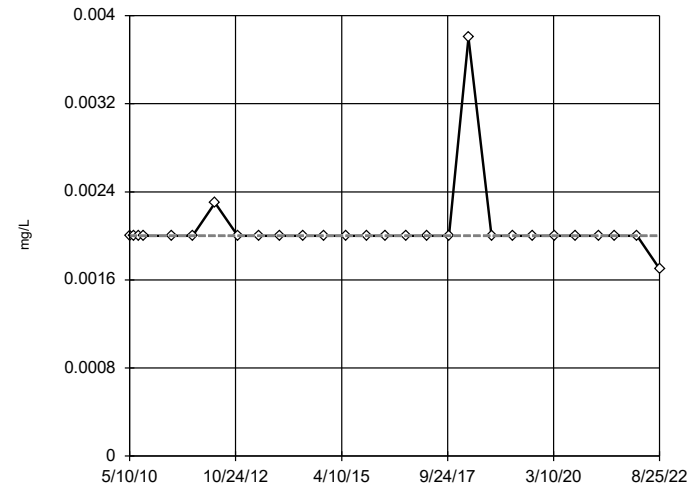


n = 28
 No outliers found.
 Tukey's method selected by user.
 Data were natural log transformed to achieve best W statistic (graph shown in original units).
 High cutoff = 73.73, low cutoff = 7.5e-7, based on IQR multiplier of 3.

Constituent: Copper Analysis Run 5/5/2023 8:55 AM View: Outliers
 Plant Scherer Client: Southern Company Data: Scherer Cell 1-CCR

Tukey's Outlier Screening

GWC-9

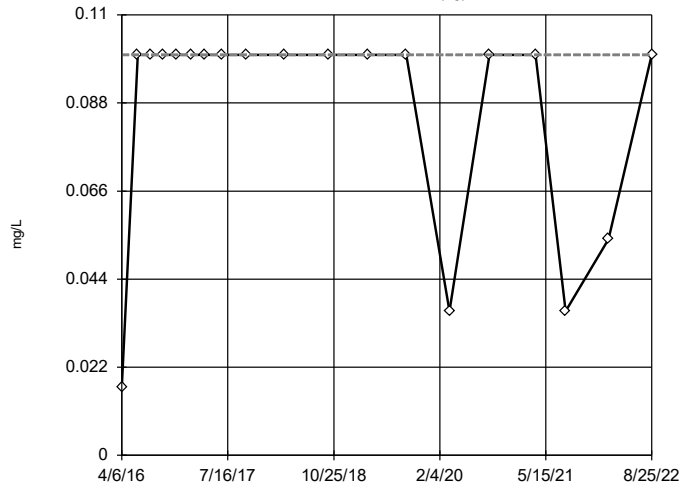


n = 28
 No outliers found.
 Tukey's method selected by user.
 Data were natural log transformed to achieve best W statistic (graph shown in original units).
 The results were invalidated, because the lower and upper quartiles are equal.

Constituent: Copper Analysis Run 5/5/2023 8:55 AM View: Outliers
 Plant Scherer Client: Southern Company Data: Scherer Cell 1-CCR

Tukey's Outlier Screening

GWA-15 (bg)



n = 19

No outliers found. Tukey's method selected by user.

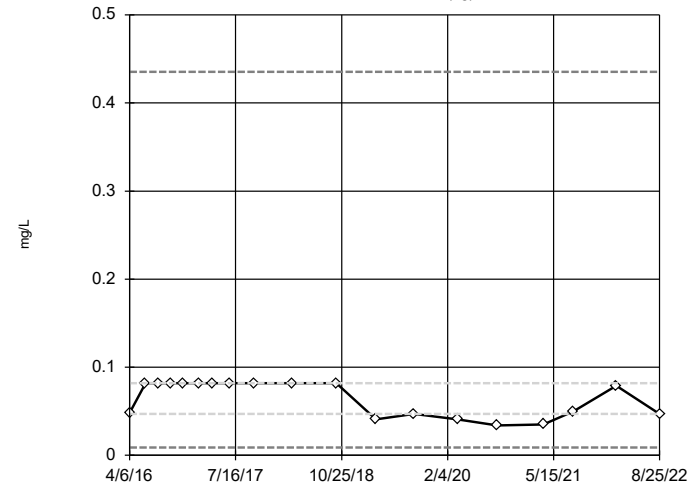
Data were square root transformed to achieve best W statistic (graph shown in original units).

The results were invalidated, because the lower and upper quartiles are equal.

Constituent: Fluoride Analysis Run 5/5/2023 8:55 AM View: Outliers
Plant Scherer Client: Southern Company Data: Scherer Cell 1-CCR

Tukey's Outlier Screening

GWA-16 (bg)



n = 19

No outliers found. Tukey's method selected by user.

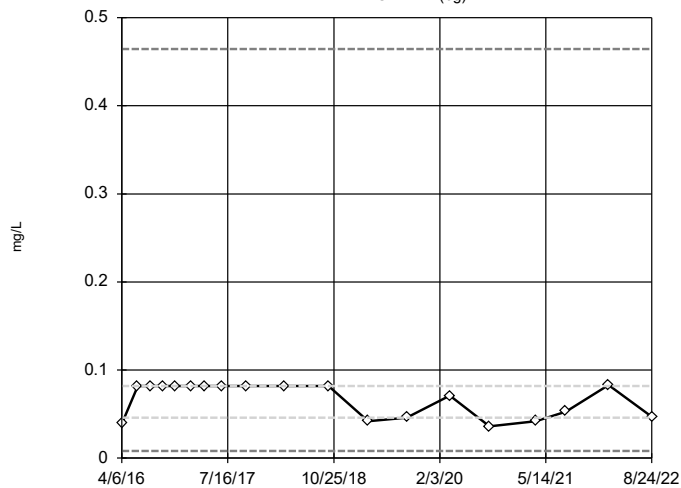
Data were natural log transformed to achieve best W statistic (graph shown in original units).

High cutoff = 0.4355, low cutoff = 0.00885, based on IQR multiplier of 3.

Constituent: Fluoride Analysis Run 5/5/2023 8:55 AM View: Outliers
Plant Scherer Client: Southern Company Data: Scherer Cell 1-CCR

Tukey's Outlier Screening

GWA-17 (bg)



n = 19

No outliers found. Tukey's method selected by user.

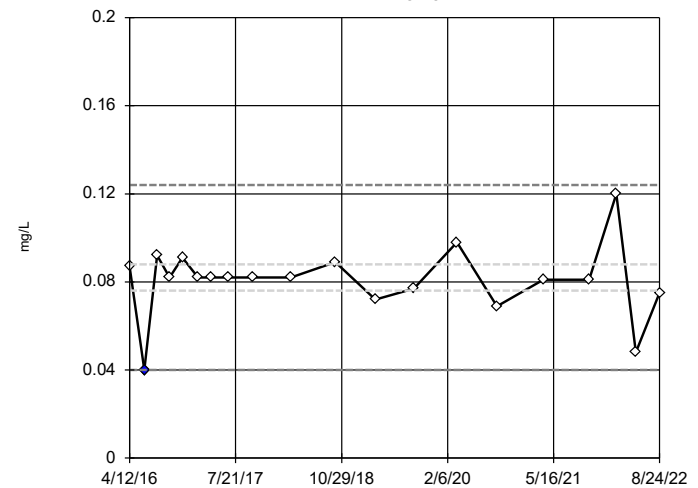
Data were natural log transformed to achieve best W statistic (graph shown in original units).

High cutoff = 0.4645, low cutoff = 0.008121, based on IQR multiplier of 3.

Constituent: Fluoride Analysis Run 5/5/2023 8:55 AM View: Outliers
Plant Scherer Client: Southern Company Data: Scherer Cell 1-CCR

Tukey's Outlier Screening

GWC-1



n = 20

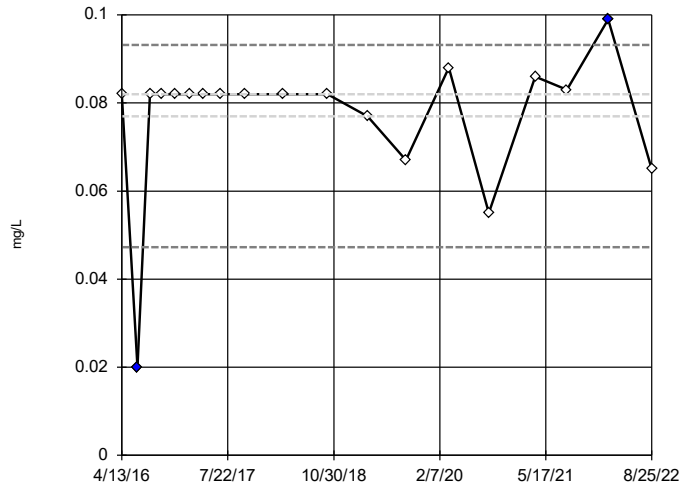
Outlier is drawn as solid. Tukey's method selected by user.

Ladder of Powers transformations did not improve normality, analysis run on raw data.

High cutoff = 0.124, low cutoff = 0.04, based on IQR multiplier of 3.

Constituent: Fluoride Analysis Run 5/5/2023 8:55 AM View: Outliers
Plant Scherer Client: Southern Company Data: Scherer Cell 1-CCR

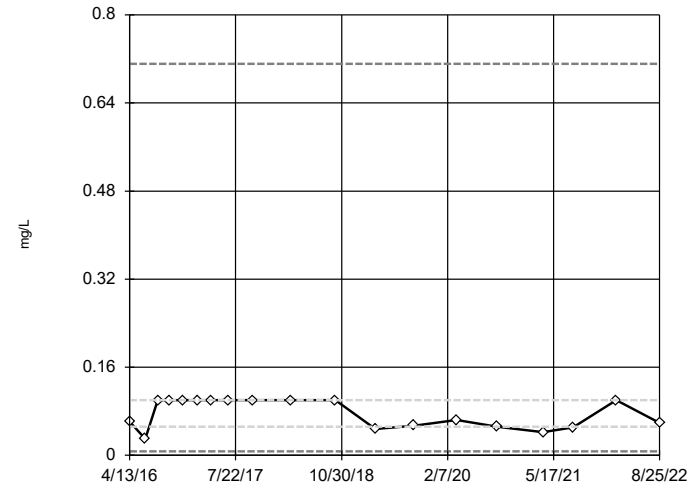
Tukey's Outlier Screening GWC-10



n = 19
 Outliers are drawn as solid. Tukey's method selected by user.
 Data were x⁴ transformed to achieve best W statistic (graph shown in original units).
 High cutoff = 0.09318, low cutoff = 0.04723, based on IQR multiplier of 3.

Constituent: Fluoride Analysis Run 5/5/2023 8:55 AM View: Outliers
 Plant Scherer Client: Southern Company Data: Scherer Cell 1-CCR

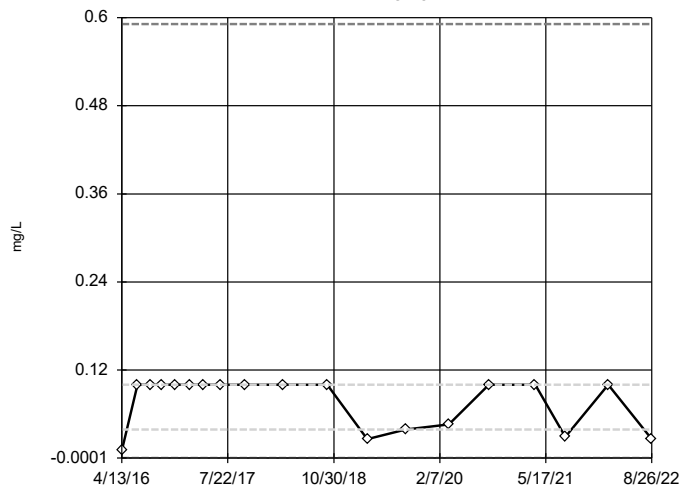
Tukey's Outlier Screening GWC-11



n = 19
 No outliers found. Tukey's method selected by user.
 Data were natural log transformed to achieve best W statistic (graph shown in original units).
 High cutoff = 0.7112, low cutoff = 0.007312, based on IQR multiplier of 3.

Constituent: Fluoride Analysis Run 5/5/2023 8:55 AM View: Outliers
 Plant Scherer Client: Southern Company Data: Scherer Cell 1-CCR

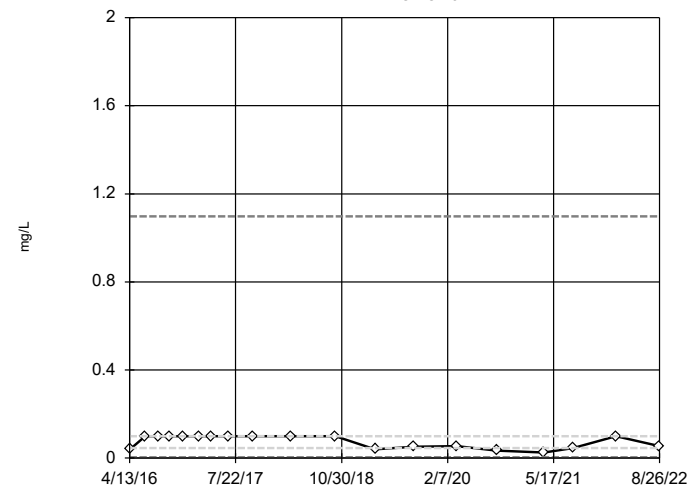
Tukey's Outlier Screening GWC-12



n = 19
 No outliers found. Tukey's method selected by user.
 Data were cube root transformed to achieve best W statistic (graph shown in original units).
 High cutoff = 0.5912, low cutoff = -0.00004663, based on IQR multiplier of 3.

Constituent: Fluoride Analysis Run 5/5/2023 8:55 AM View: Outliers
 Plant Scherer Client: Southern Company Data: Scherer Cell 1-CCR

Tukey's Outlier Screening GWC-13

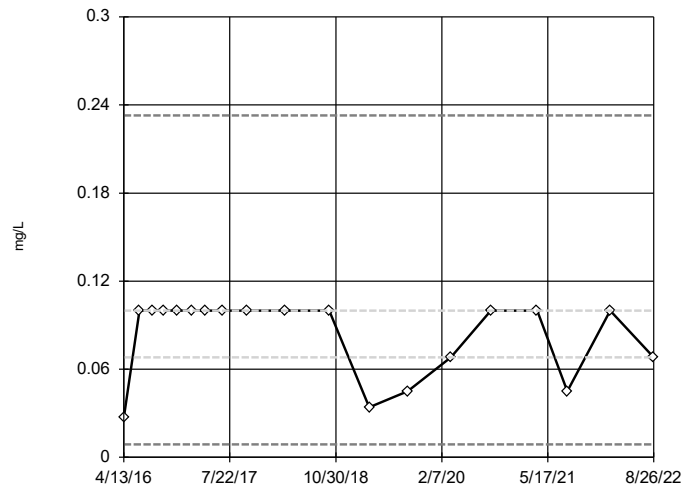


n = 19
 No outliers found. Tukey's method selected by user.
 Data were natural log transformed to achieve best W statistic (graph shown in original units).
 High cutoff = 1.097, low cutoff = 0.004101, based on IQR multiplier of 3.

Constituent: Fluoride Analysis Run 5/5/2023 8:55 AM View: Outliers
 Plant Scherer Client: Southern Company Data: Scherer Cell 1-CCR

Tukey's Outlier Screening

GWC-14

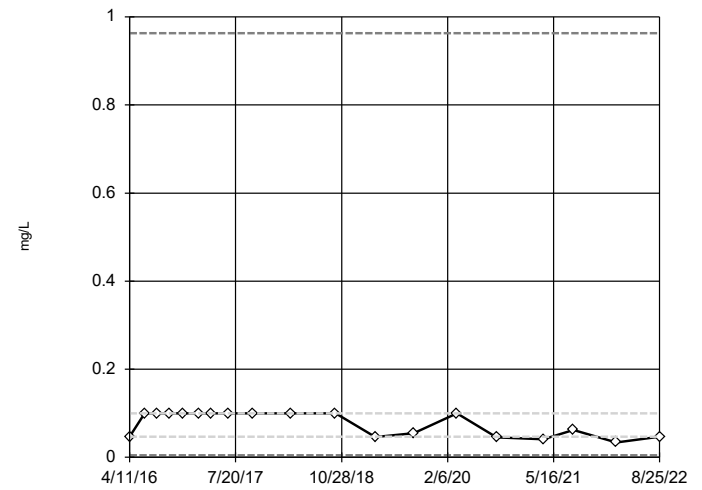


n = 19
No outliers found.
Tukey's method selected by user.
Data were square root transformed to achieve best W statistic (graph shown in original units).
High cutoff = 0.2329, low cutoff = 0.008909, based on IQR multiplier of 3.

Constituent: Fluoride Analysis Run 5/5/2023 8:55 AM View: Outliers
Plant Scherer Client: Southern Company Data: Scherer Cell 1-CCR

Tukey's Outlier Screening

GWC-18

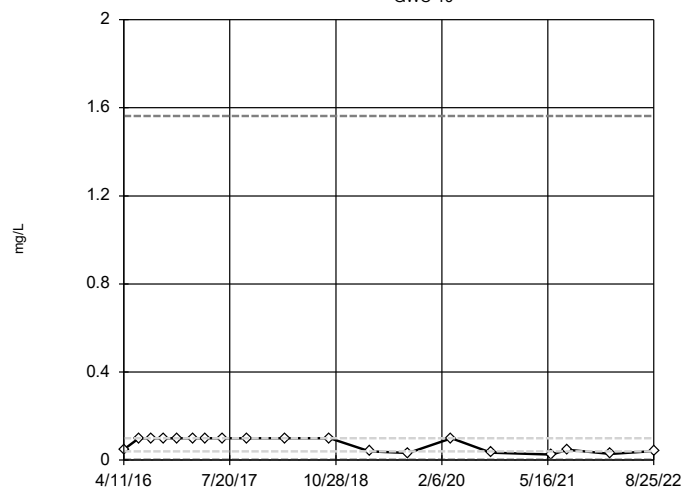


n = 19
No outliers found.
Tukey's method selected by user.
Data were natural log transformed to achieve best W statistic (graph shown in original units).
High cutoff = 0.9632, low cutoff = 0.00488, based on IQR multiplier of 3.

Constituent: Fluoride Analysis Run 5/5/2023 8:55 AM View: Outliers
Plant Scherer Client: Southern Company Data: Scherer Cell 1-CCR

Tukey's Outlier Screening

GWC-19

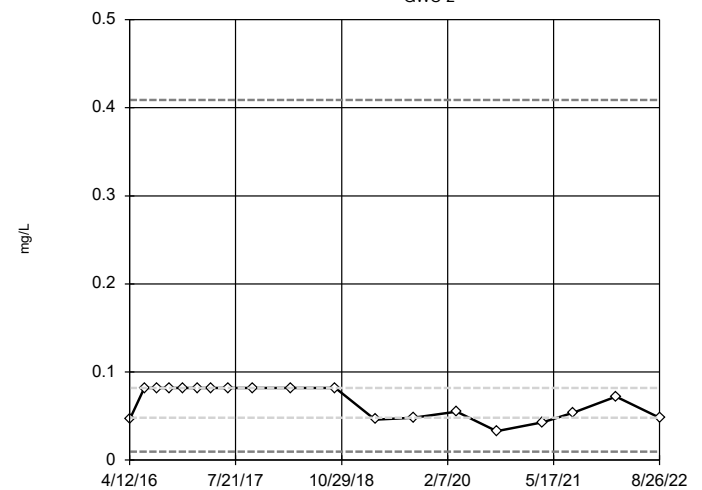


n = 19
No outliers found.
Tukey's method selected by user.
Data were natural log transformed to achieve best W statistic (graph shown in original units).
High cutoff = 1.563, low cutoff = 0.00256, based on IQR multiplier of 3.

Constituent: Fluoride Analysis Run 5/5/2023 8:55 AM View: Outliers
Plant Scherer Client: Southern Company Data: Scherer Cell 1-CCR

Tukey's Outlier Screening

GWC-2

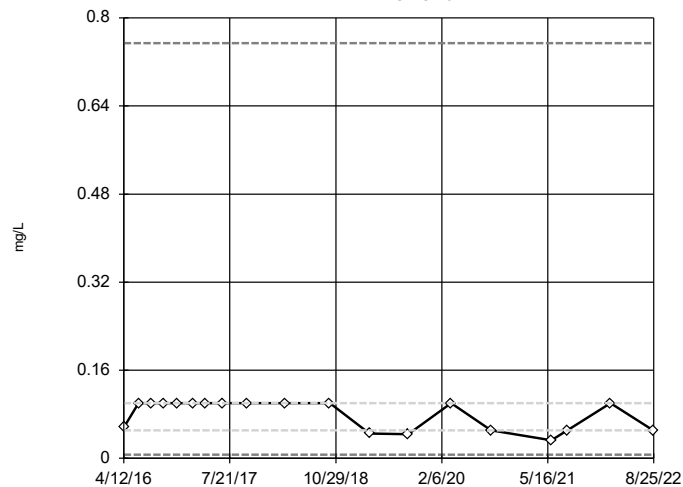


n = 19
No outliers found.
Tukey's method selected by user.
Data were natural log transformed to achieve best W statistic (graph shown in original units).
High cutoff = 0.4088, low cutoff = 0.009628, based on IQR multiplier of 3.

Constituent: Fluoride Analysis Run 5/5/2023 8:55 AM View: Outliers
Plant Scherer Client: Southern Company Data: Scherer Cell 1-CCR

Tukey's Outlier Screening

GWC-20

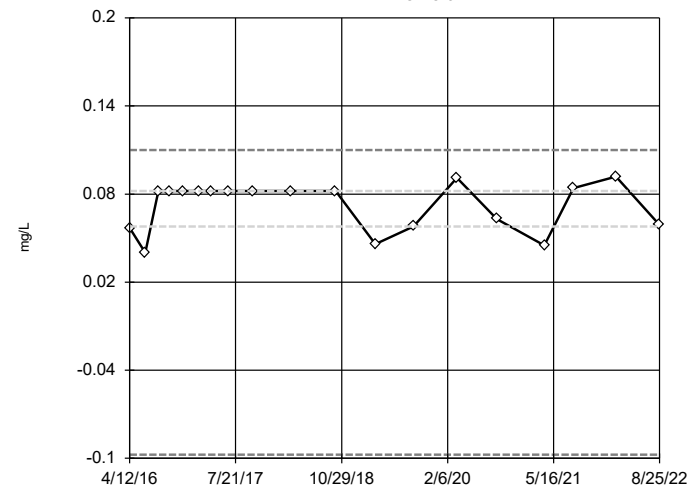


n = 19
 No outliers found.
 Tukey's method selected by user.
 Data were natural log transformed to achieve best W statistic (graph shown in original units).
 High cutoff = 0.7539,
 low cutoff = 0.006765,
 based on IQR multiplier of 3.

Constituent: Fluoride Analysis Run 5/5/2023 8:55 AM View: Outliers
 Plant Scherer Client: Southern Company Data: Scherer Cell 1-CCR

Tukey's Outlier Screening

GWC-3

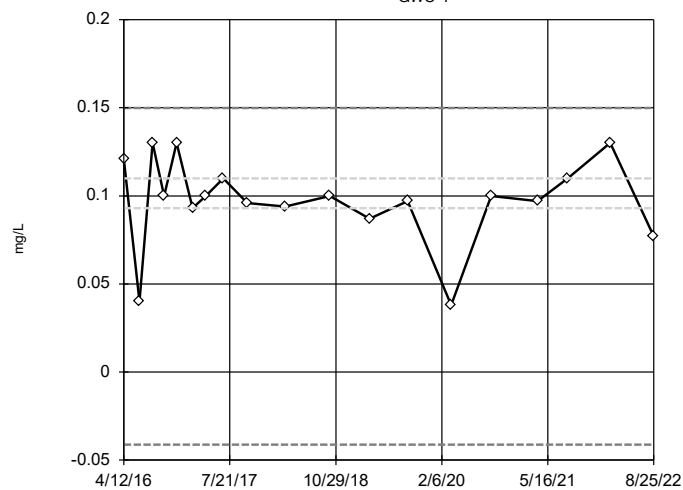


n = 19
 No outliers found.
 Tukey's method selected by user.
 Data were x⁴ transformed to achieve best W statistic (graph shown in original units).
 High cutoff = 0.1101,
 low cutoff = -0.0975,
 based on IQR multiplier of 3.

Constituent: Fluoride Analysis Run 5/5/2023 8:55 AM View: Outliers
 Plant Scherer Client: Southern Company Data: Scherer Cell 1-CCR

Tukey's Outlier Screening

GWC-4

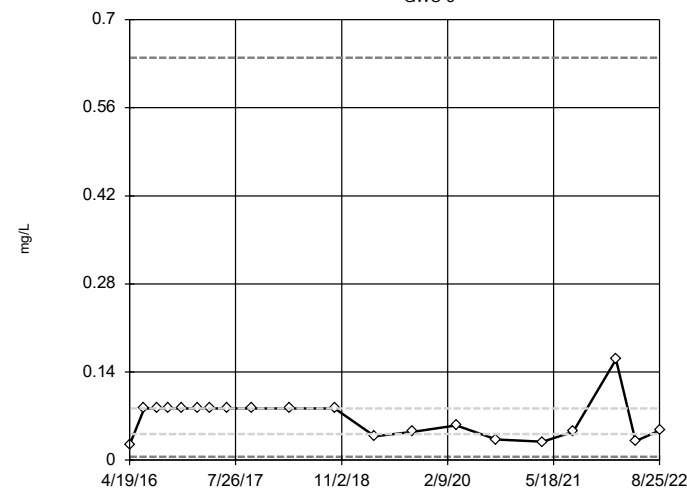


n = 19
 No outliers found.
 Tukey's method selected by user.
 Data were square transformed to achieve best W statistic (graph shown in original units).
 High cutoff = 0.1498,
 low cutoff = -0.04128,
 based on IQR multiplier of 3.

Constituent: Fluoride Analysis Run 5/5/2023 8:55 AM View: Outliers
 Plant Scherer Client: Southern Company Data: Scherer Cell 1-CCR

Tukey's Outlier Screening

GWC-5

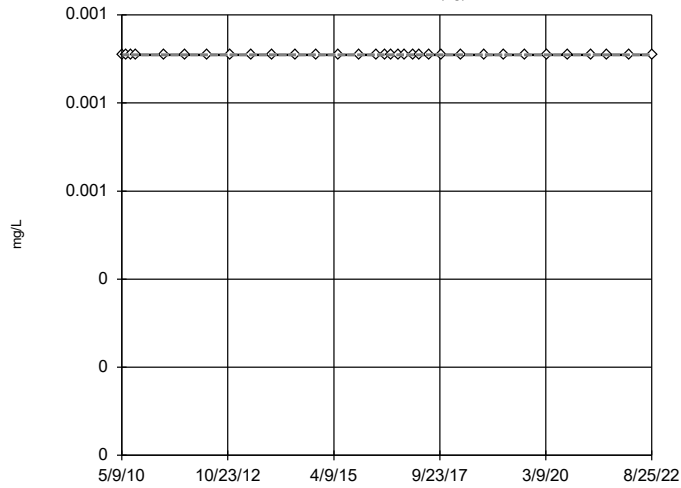


n = 20
 No outliers found.
 Tukey's method selected by user.
 Data were natural log transformed to achieve best W statistic (graph shown in original units).
 High cutoff = 0.6394,
 low cutoff = 0.005303,
 based on IQR multiplier of 3.

Constituent: Fluoride Analysis Run 5/5/2023 8:56 AM View: Outliers
 Plant Scherer Client: Southern Company Data: Scherer Cell 1-CCR

Tukey's Outlier Screening

GWA-15 (bg)

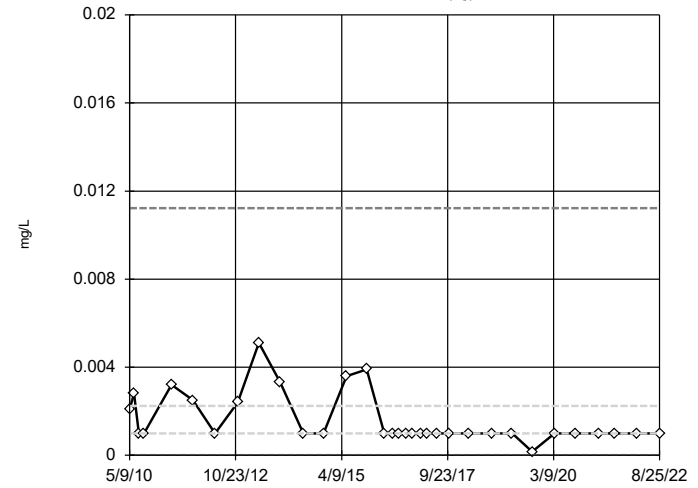


n = 33
 No outliers found. Tukey's method selected by user.
 Data were square root transformed to achieve best W statistic (graph shown in original units).
 The results were invalidated, because the lower and upper quartiles are equal.

Constituent: Lead, Total Analysis Run 5/5/2023 8:56 AM View: Outliers
 Plant Scherer Client: Southern Company Data: Scherer Cell 1-CCR

Tukey's Outlier Screening

GWA-16 (bg)

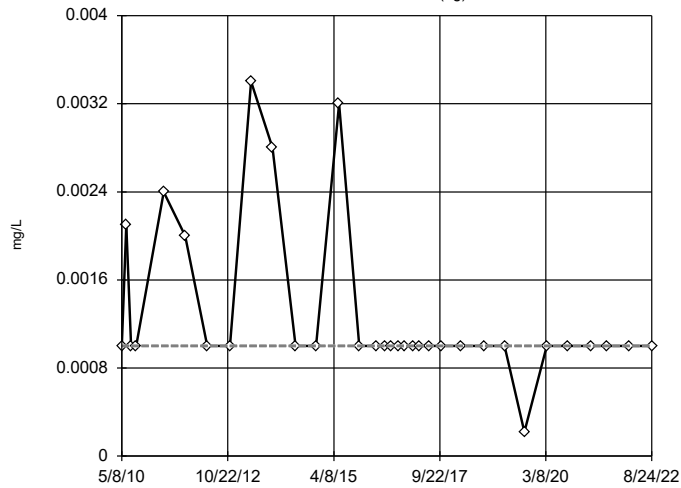


n = 33
 No outliers found. Tukey's method selected by user.
 Data were cube root transformed to achieve best W statistic (graph shown in original units).
 High cutoff = 0.01122, low cutoff = 3.6e-7, based on IQR multiplier of 3.

Constituent: Lead, Total Analysis Run 5/5/2023 8:56 AM View: Outliers
 Plant Scherer Client: Southern Company Data: Scherer Cell 1-CCR

Tukey's Outlier Screening

GWA-17 (bg)

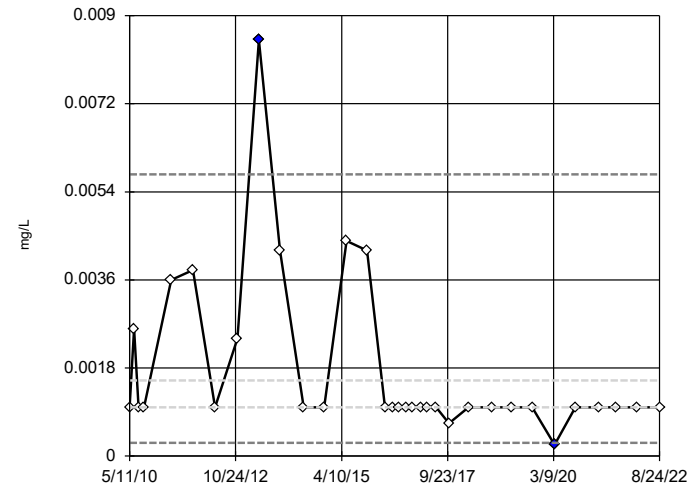


n = 33
 No outliers found. Tukey's method selected by user.
 Data were cube root transformed to achieve best W statistic (graph shown in original units).
 The results were invalidated, because the lower and upper quartiles are equal.

Constituent: Lead, Total Analysis Run 5/5/2023 8:56 AM View: Outliers
 Plant Scherer Client: Southern Company Data: Scherer Cell 1-CCR

Tukey's Outlier Screening

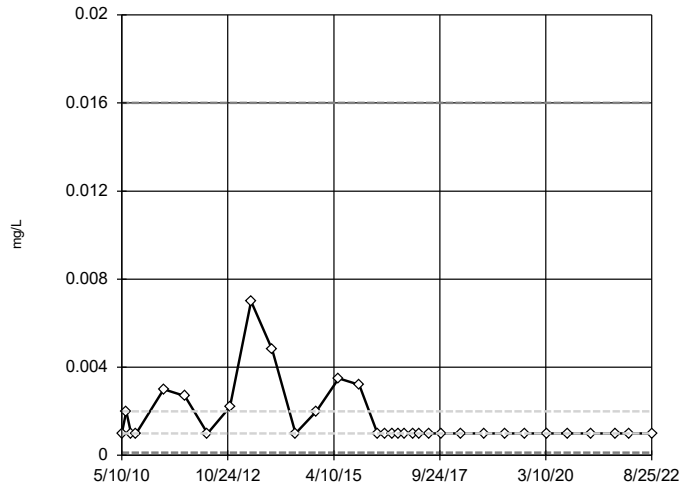
GWC-1



n = 33
 Outliers are drawn as solid. Tukey's method selected by user.
 Data were natural log transformed to achieve best W statistic (graph shown in original units).
 High cutoff = 0.00576, low cutoff = 0.000269, based on IQR multiplier of 3.

Constituent: Lead, Total Analysis Run 5/5/2023 8:56 AM View: Outliers
 Plant Scherer Client: Southern Company Data: Scherer Cell 1-CCR

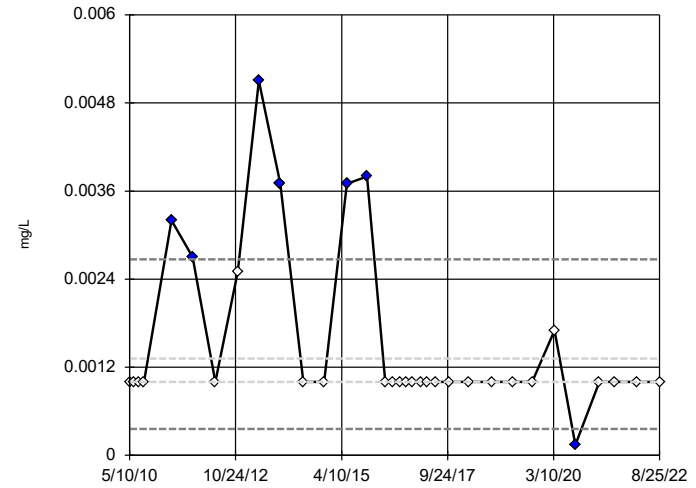
Tukey's Outlier Screening
GWC-10



n = 33
No outliers found.
Tukey's method selected by user.
Data were natural log transformed to achieve best W statistic (graph shown in original units).
High cutoff = 0.016, low cutoff = 0.000125, based on IQR multiplier of 3.

Constituent: Lead, Total Analysis Run 5/5/2023 8:56 AM View: Outliers
Plant Scherer Client: Southern Company Data: Scherer Cell 1-CCR

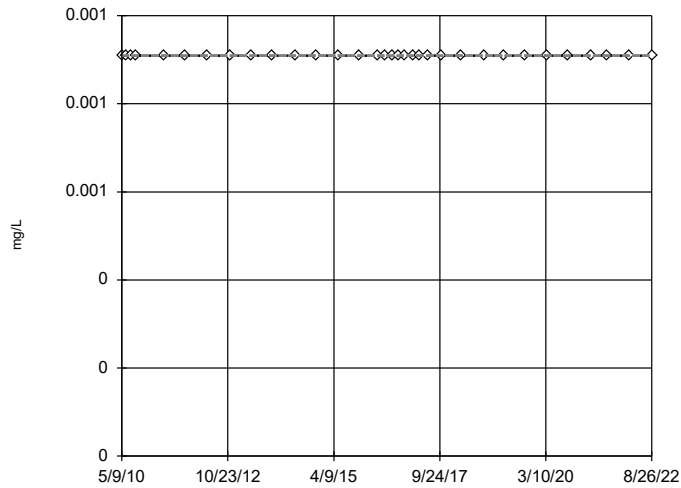
Tukey's Outlier Screening
GWC-11



n = 33
Outliers are drawn as solid.
Tukey's method selected by user.
Data were cube root transformed to achieve best W statistic (graph shown in original units).
High cutoff = 0.002668, low cutoff = 0.0003576, based on IQR multiplier of 3.

Constituent: Lead, Total Analysis Run 5/5/2023 8:56 AM View: Outliers
Plant Scherer Client: Southern Company Data: Scherer Cell 1-CCR

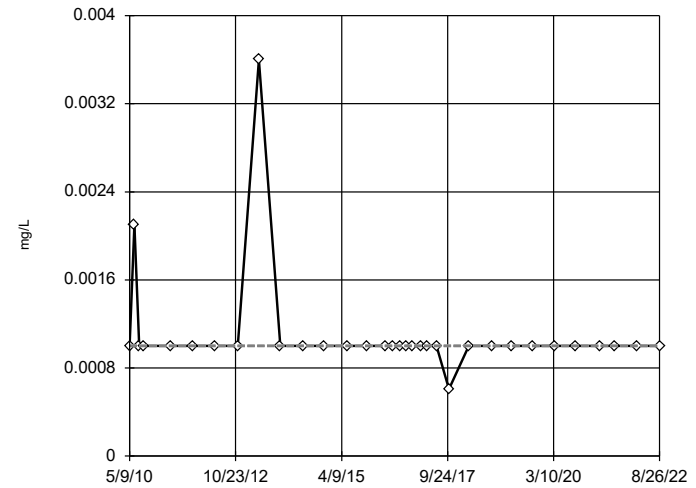
Tukey's Outlier Screening
GWC-12



n = 33
No outliers found.
Tukey's method selected by user.
Data were square root transformed to achieve best W statistic (graph shown in original units).
The results were invalidated, because the lower and upper quartiles are equal.

Constituent: Lead, Total Analysis Run 5/5/2023 8:56 AM View: Outliers
Plant Scherer Client: Southern Company Data: Scherer Cell 1-CCR

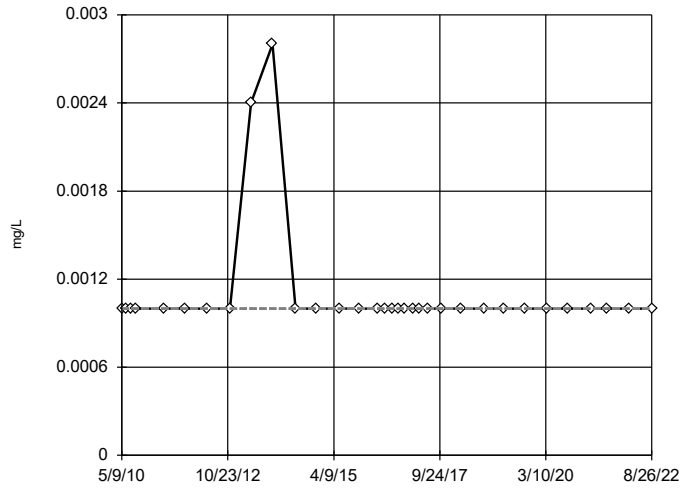
Tukey's Outlier Screening
GWC-13



n = 33
No outliers found.
Tukey's method selected by user.
Data were natural log transformed to achieve best W statistic (graph shown in original units).
The results were invalidated, because the lower and upper quartiles are equal.

Constituent: Lead, Total Analysis Run 5/5/2023 8:56 AM View: Outliers
Plant Scherer Client: Southern Company Data: Scherer Cell 1-CCR

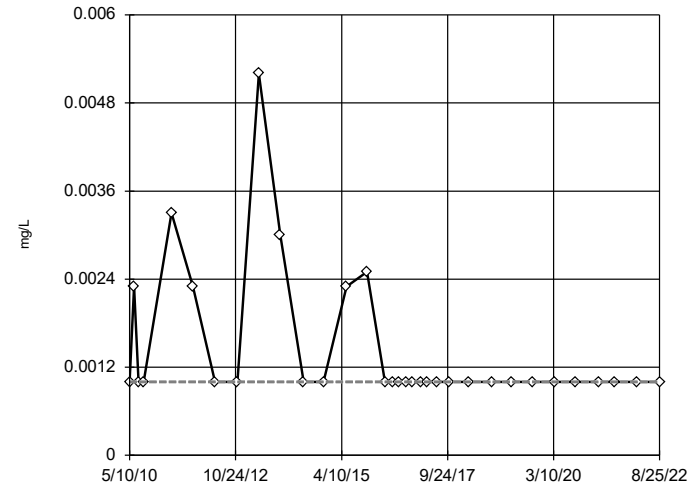
Tukey's Outlier Screening GWC-14



n = 33
 No outliers found.
 Tukey's method selected by user.
 Data were square transformed to achieve best W statistic (graph shown in original units).
 The results were invalidated, because the lower and upper quartiles are equal.

Constituent: Lead, Total Analysis Run 5/5/2023 8:56 AM View: Outliers
 Plant Scherer Client: Southern Company Data: Scherer Cell 1-CCR

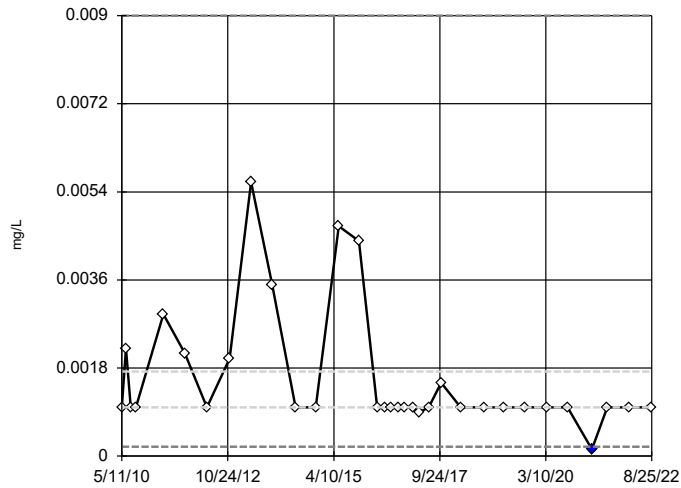
Tukey's Outlier Screening GWC-18



n = 33
 No outliers found.
 Tukey's method selected by user.
 Data were natural log transformed to achieve best W statistic (graph shown in original units).
 The results were invalidated, because the lower and upper quartiles are equal.

Constituent: Lead, Total Analysis Run 5/5/2023 8:56 AM View: Outliers
 Plant Scherer Client: Southern Company Data: Scherer Cell 1-CCR

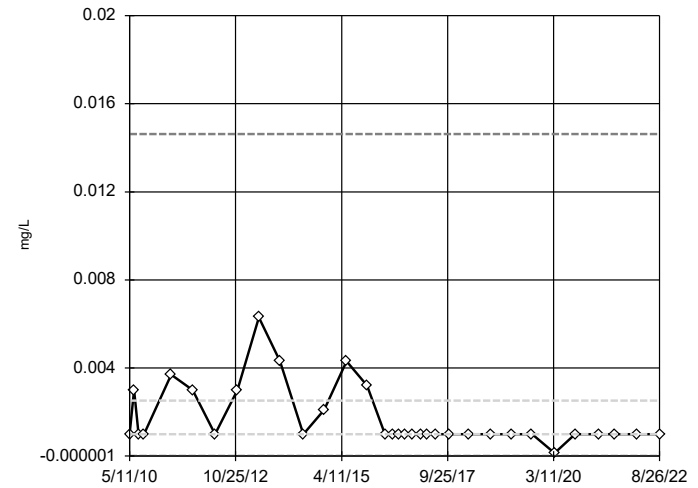
Tukey's Outlier Screening GWC-19



n = 33
 Outlier is drawn as solid.
 Tukey's method selected by user.
 Data were natural log transformed to achieve best W statistic (graph shown in original units).
 High cutoff = 0.009, low cutoff = 0.0001925, based on IQR multiplier of 3.

Constituent: Lead, Total Analysis Run 5/5/2023 8:56 AM View: Outliers
 Plant Scherer Client: Southern Company Data: Scherer Cell 1-CCR

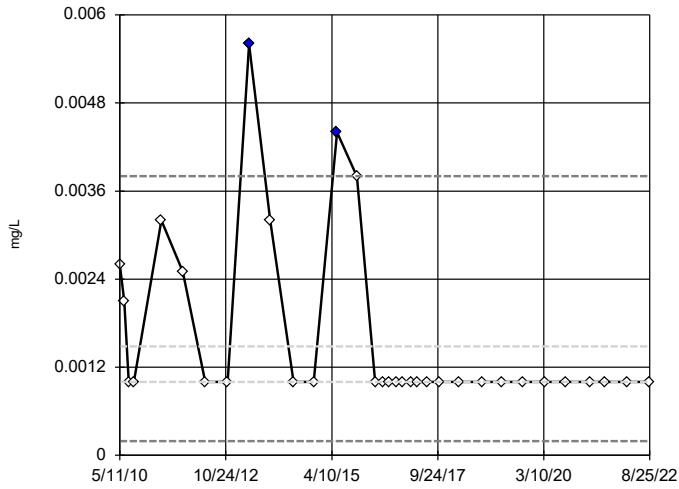
Tukey's Outlier Screening GWC-2



n = 33
 No outliers found.
 Tukey's method selected by user.
 Data were cube root transformed to achieve best W statistic (graph shown in original units).
 High cutoff = 0.01463, low cutoff = -6.0e-7, based on IQR multiplier of 3.

Constituent: Lead, Total Analysis Run 5/5/2023 8:56 AM View: Outliers
 Plant Scherer Client: Southern Company Data: Scherer Cell 1-CCR

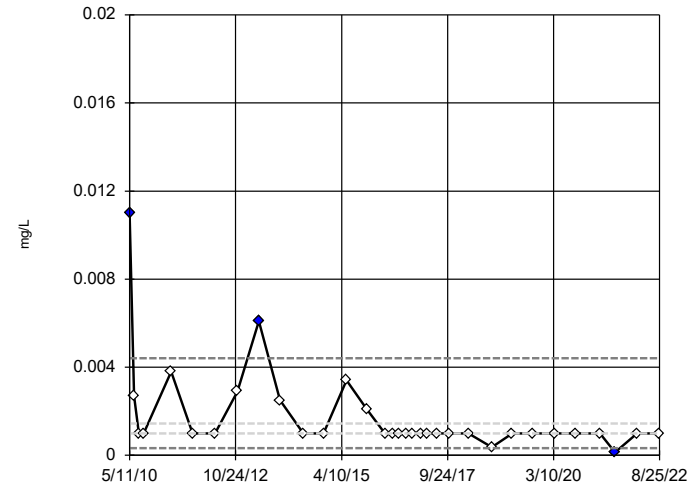
Tukey's Outlier Screening GWC-20



n = 33
 Outliers are drawn as solid.
 Tukey's method selected by user.
 Data were cube root transformed to achieve best W statistic (graph shown in original units).
 High cutoff = 0.003805, low cutoff = 0.0001942, based on IQR multiplier of 3.

Constituent: Lead, Total Analysis Run 5/5/2023 8:56 AM View: Outliers
 Plant Scherer Client: Southern Company Data: Scherer Cell 1-CCR

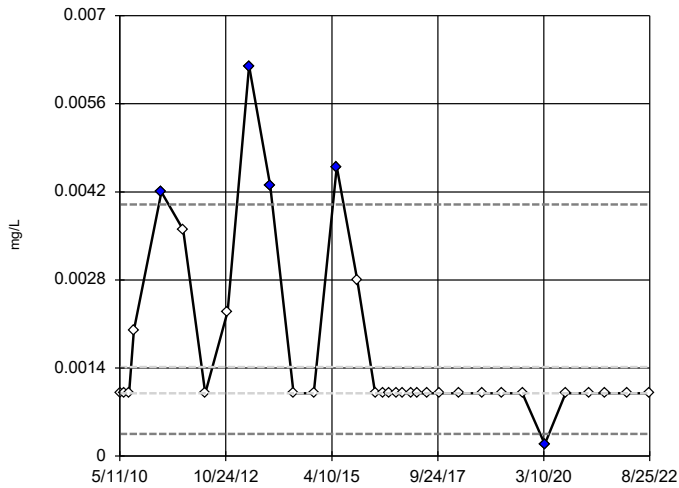
Tukey's Outlier Screening GWC-3



n = 33
 Outliers are drawn as solid.
 Tukey's method selected by user.
 Data were natural log transformed to achieve best W statistic (graph shown in original units).
 High cutoff = 0.00441, low cutoff = 0.0003286, based on IQR multiplier of 3.

Constituent: Lead, Total Analysis Run 5/5/2023 8:56 AM View: Outliers
 Plant Scherer Client: Southern Company Data: Scherer Cell 1-CCR

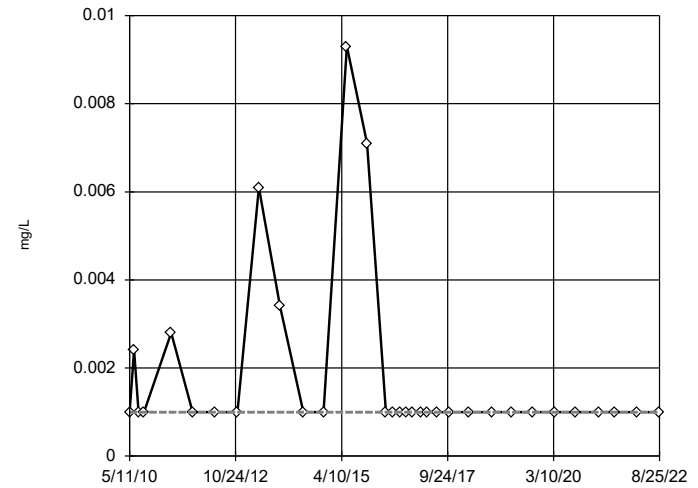
Tukey's Outlier Screening GWC-4



n = 33
 Outliers are drawn as solid.
 Tukey's method selected by user.
 Data were natural log transformed to achieve best W statistic (graph shown in original units).
 High cutoff = 0.004, low cutoff = 0.0003536, based on IQR multiplier of 3.

Constituent: Lead, Total Analysis Run 5/5/2023 8:56 AM View: Outliers
 Plant Scherer Client: Southern Company Data: Scherer Cell 1-CCR

Tukey's Outlier Screening GWC-5

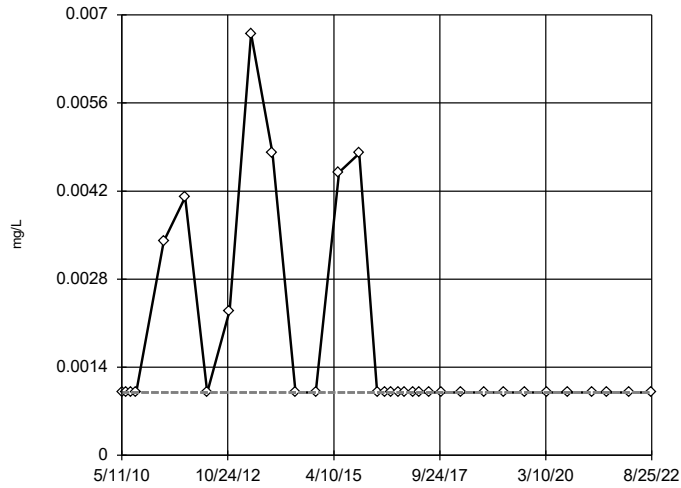


n = 33
 No outliers found.
 Tukey's method selected by user.
 Data were natural log transformed to achieve best W statistic (graph shown in original units).
 The results were invalidated, because the lower and upper quartiles are equal.

Constituent: Lead, Total Analysis Run 5/5/2023 8:56 AM View: Outliers
 Plant Scherer Client: Southern Company Data: Scherer Cell 1-CCR

Tukey's Outlier Screening

GWC-6

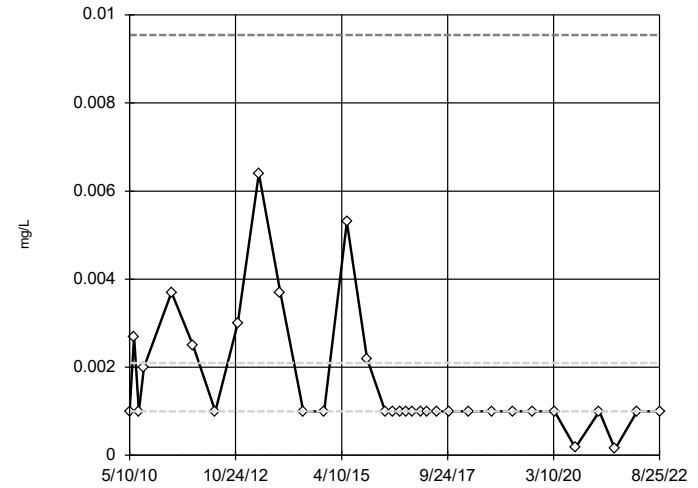


n = 33
 No outliers found.
 Tukey's method selected by user.
 Data were square root transformed to achieve best W statistic (graph shown in original units).
 The results were invalidated, because the lower and upper quartiles are equal.

Constituent: Lead, Total Analysis Run 5/5/2023 8:56 AM View: Outliers
 Plant Scherer Client: Southern Company Data: Scherer Cell 1-CCR

Tukey's Outlier Screening

GWC-7

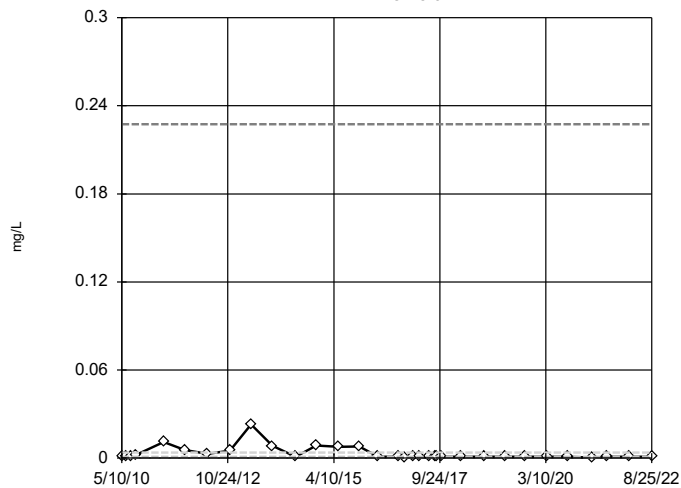


n = 33
 No outliers found.
 Tukey's method selected by user.
 Data were cube root transformed to achieve best W statistic (graph shown in original units).
 High cutoff = 0.009542, low cutoff = 0.00004037, based on IQR multiplier of 3.

Constituent: Lead, Total Analysis Run 5/5/2023 8:56 AM View: Outliers
 Plant Scherer Client: Southern Company Data: Scherer Cell 1-CCR

Tukey's Outlier Screening

GWC-8A

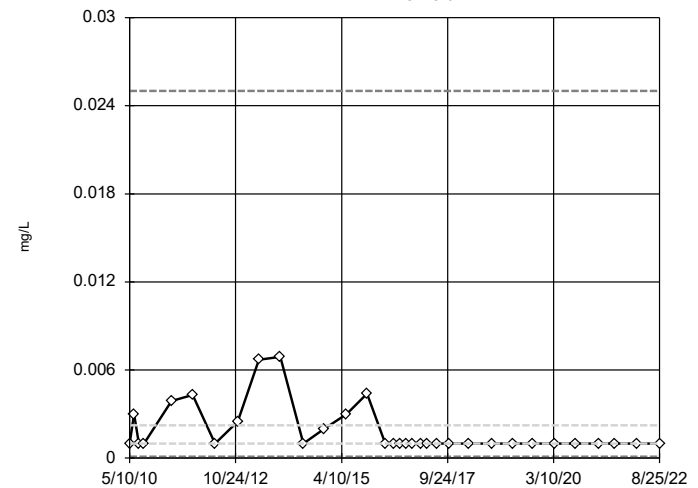


n = 33
 No outliers found.
 Tukey's method selected by user.
 Data were natural log transformed to achieve best W statistic (graph shown in original units).
 High cutoff = 0.2274, low cutoff = 0.00001708, based on IQR multiplier of 3.

Constituent: Lead, Total Analysis Run 5/5/2023 8:56 AM View: Outliers
 Plant Scherer Client: Southern Company Data: Scherer Cell 1-CCR

Tukey's Outlier Screening

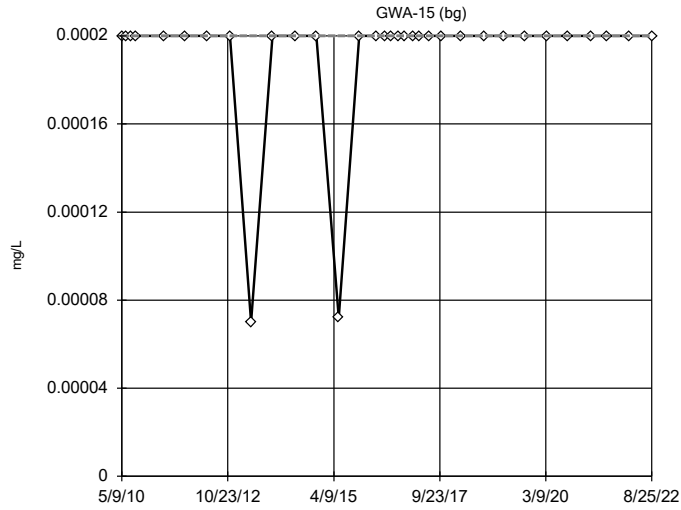
GWC-9



n = 33
 No outliers found.
 Tukey's method selected by user.
 Data were natural log transformed to achieve best W statistic (graph shown in original units).
 High cutoff = 0.025, low cutoff = 0.00008944, based on IQR multiplier of 3.

Constituent: Lead, Total Analysis Run 5/5/2023 8:56 AM View: Outliers
 Plant Scherer Client: Southern Company Data: Scherer Cell 1-CCR

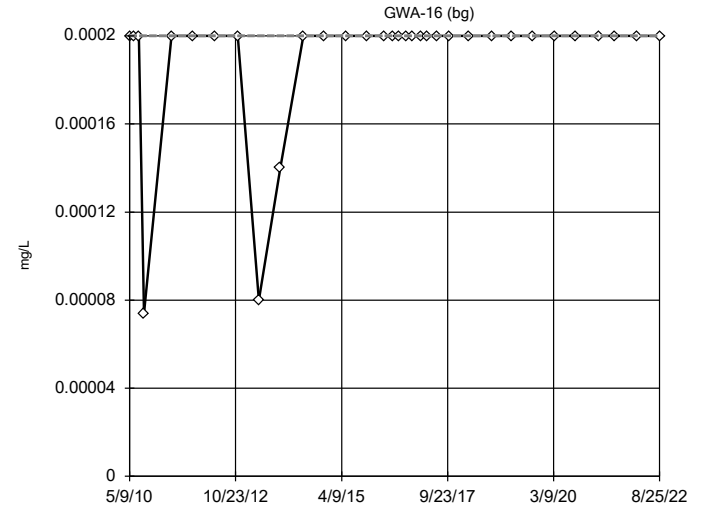
Tukey's Outlier Screening



n = 33
 No outliers found.
 Tukey's method selected by user.
 Data were natural log transformed to achieve best W statistic (graph shown in original units).
 The results were invalidated, because the lower and upper quartiles are equal.

Constituent: Mercury Analysis Run 5/5/2023 8:56 AM View: Outliers
 Plant Scherer Client: Southern Company Data: Scherer Cell 1-CCR

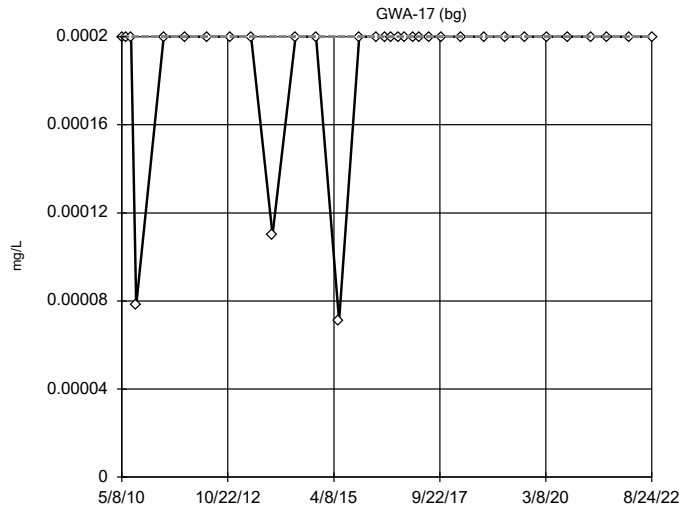
Tukey's Outlier Screening



n = 33
 No outliers found.
 Tukey's method selected by user.
 Data were cube transformed to achieve best W statistic (graph shown in original units).
 The results were invalidated, because the lower and upper quartiles are equal.

Constituent: Mercury Analysis Run 5/5/2023 8:56 AM View: Outliers
 Plant Scherer Client: Southern Company Data: Scherer Cell 1-CCR

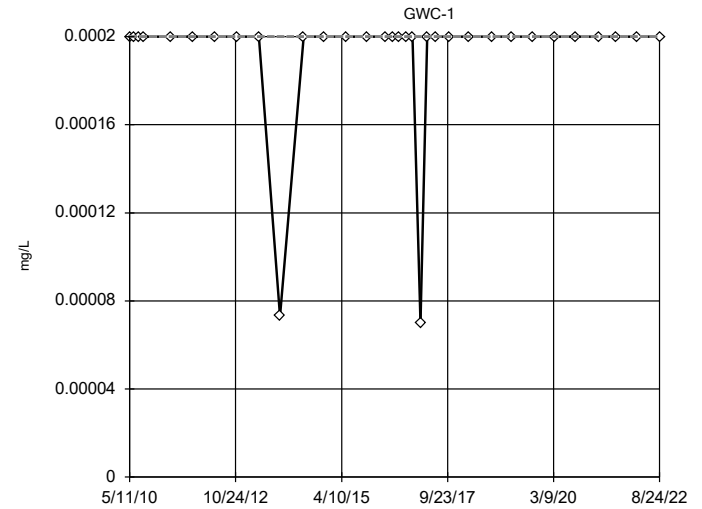
Tukey's Outlier Screening



n = 33
 No outliers found.
 Tukey's method selected by user.
 Data were square root transformed to achieve best W statistic (graph shown in original units).
 The results were invalidated, because the lower and upper quartiles are equal.

Constituent: Mercury Analysis Run 5/5/2023 8:56 AM View: Outliers
 Plant Scherer Client: Southern Company Data: Scherer Cell 1-CCR

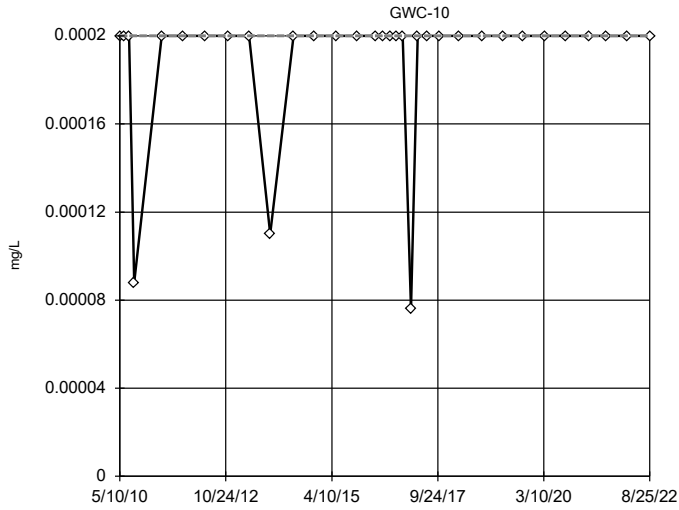
Tukey's Outlier Screening



n = 33
 No outliers found.
 Tukey's method selected by user.
 Data were natural log transformed to achieve best W statistic (graph shown in original units).
 The results were invalidated, because the lower and upper quartiles are equal.

Constituent: Mercury Analysis Run 5/5/2023 8:56 AM View: Outliers
 Plant Scherer Client: Southern Company Data: Scherer Cell 1-CCR

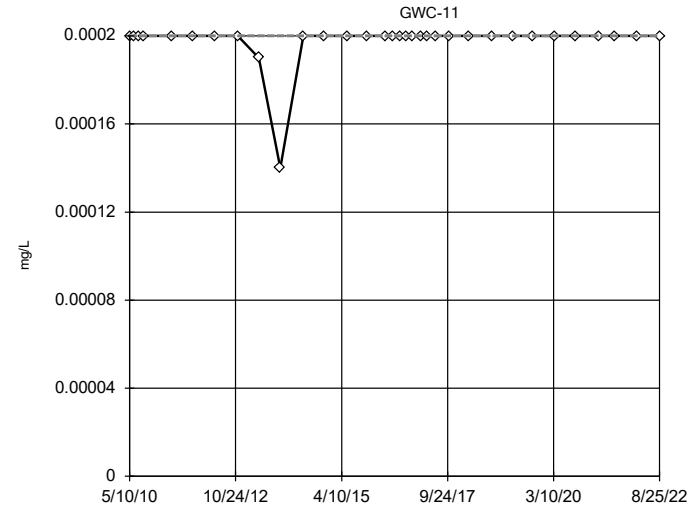
Tukey's Outlier Screening



n = 33
 No outliers found.
 Tukey's method selected by user.
 Data were natural log transformed to achieve best W statistic (graph shown in original units).
 The results were invalidated, because the lower and upper quartiles are equal.

Constituent: Mercury Analysis Run 5/5/2023 8:56 AM View: Outliers
 Plant Scherer Client: Southern Company Data: Scherer Cell 1-CCR

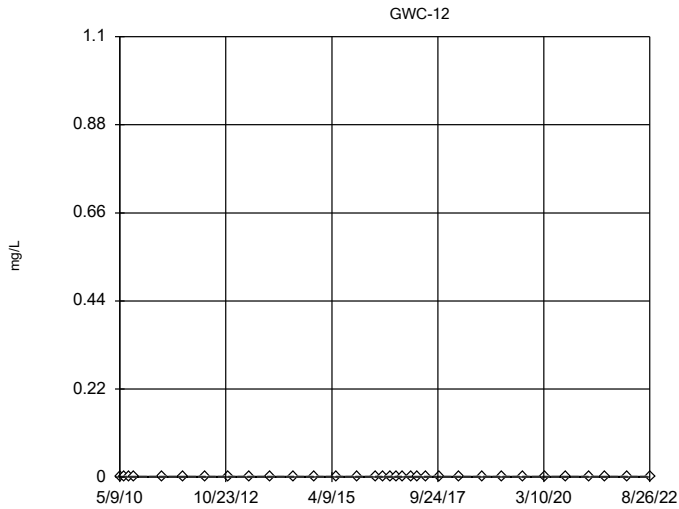
Tukey's Outlier Screening



n = 33
 No outliers found.
 Tukey's method selected by user.
 Data were x⁴ transformed to achieve best W statistic (graph shown in original units).
 The results were invalidated, because the lower and upper quartiles are equal.

Constituent: Mercury Analysis Run 5/5/2023 8:56 AM View: Outliers
 Plant Scherer Client: Southern Company Data: Scherer Cell 1-CCR

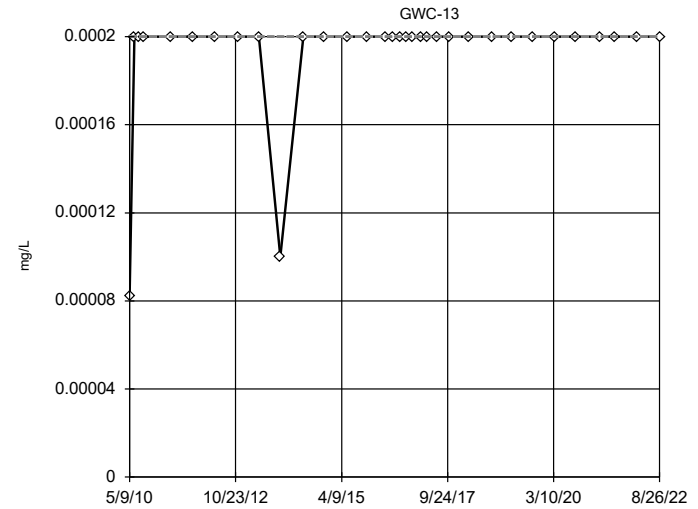
Tukey's Outlier Screening



n = 33
 No outliers found.
 Tukey's method selected by user.
 Data were square root transformed to achieve best W statistic (graph shown in original units).
 The results were invalidated, because the lower and upper quartiles are equal.

Constituent: Mercury Analysis Run 5/5/2023 8:56 AM View: Outliers
 Plant Scherer Client: Southern Company Data: Scherer Cell 1-CCR

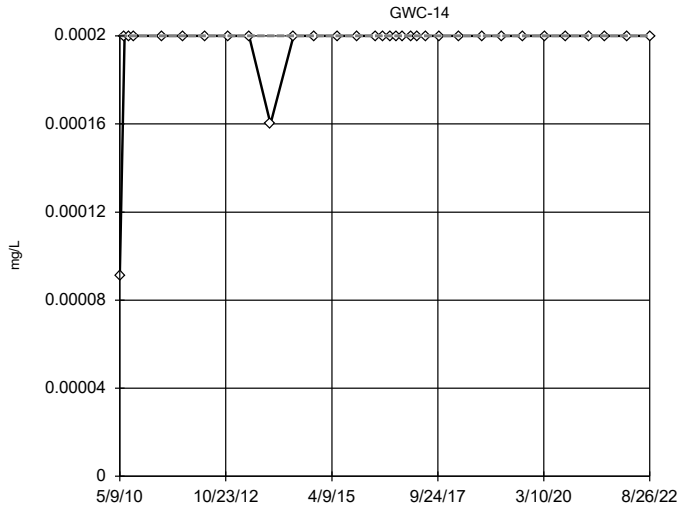
Tukey's Outlier Screening



n = 33
 No outliers found.
 Tukey's method selected by user.
 Data were natural log transformed to achieve best W statistic (graph shown in original units).
 The results were invalidated, because the lower and upper quartiles are equal.

Constituent: Mercury Analysis Run 5/5/2023 8:56 AM View: Outliers
 Plant Scherer Client: Southern Company Data: Scherer Cell 1-CCR

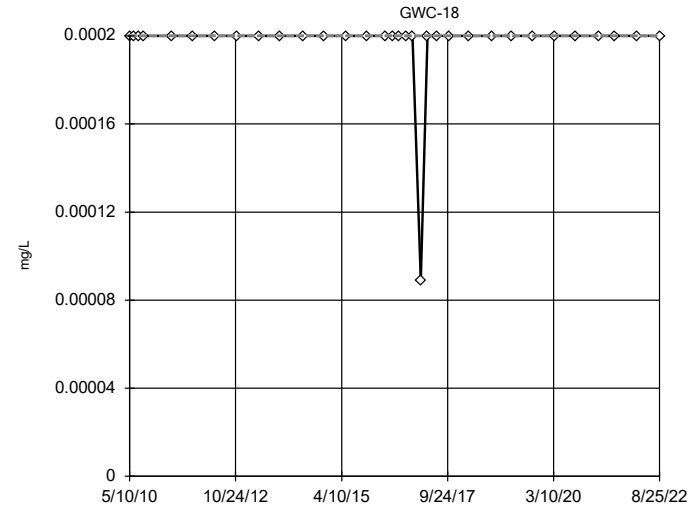
Tukey's Outlier Screening



n = 33
 No outliers found.
 Tukey's method selected by user.
 Data were x^4 transformed to achieve best W statistic (graph shown in original units).
 The results were invalidated, because the lower and upper quartiles are equal.

Constituent: Mercury Analysis Run 5/5/2023 8:56 AM View: Outliers
 Plant Scherer Client: Southern Company Data: Scherer Cell 1-CCR

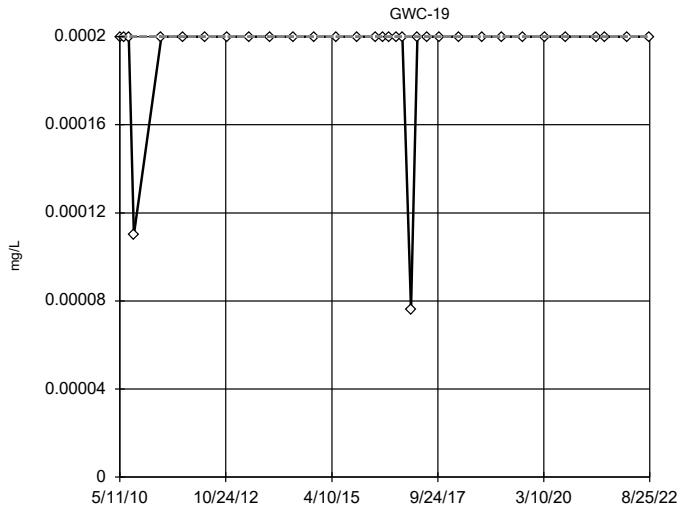
Tukey's Outlier Screening



n = 33
 No outliers found.
 Tukey's method selected by user.
 Data were cube transformed to achieve best W statistic (graph shown in original units).
 The results were invalidated, because the lower and upper quartiles are equal.

Constituent: Mercury Analysis Run 5/5/2023 8:56 AM View: Outliers
 Plant Scherer Client: Southern Company Data: Scherer Cell 1-CCR

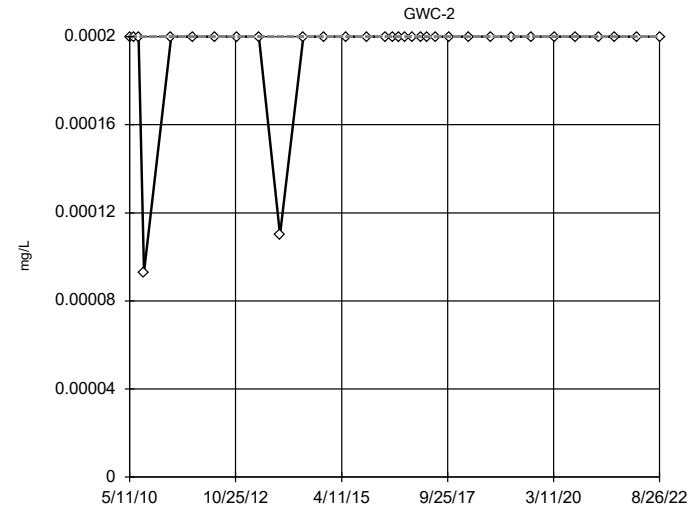
Tukey's Outlier Screening



n = 33
 No outliers found.
 Tukey's method selected by user.
 Ladder of Powers transformations did not improve normality; analysis run on raw data.
 The results were invalidated, because the lower and upper quartiles are equal.

Constituent: Mercury Analysis Run 5/5/2023 8:56 AM View: Outliers
 Plant Scherer Client: Southern Company Data: Scherer Cell 1-CCR

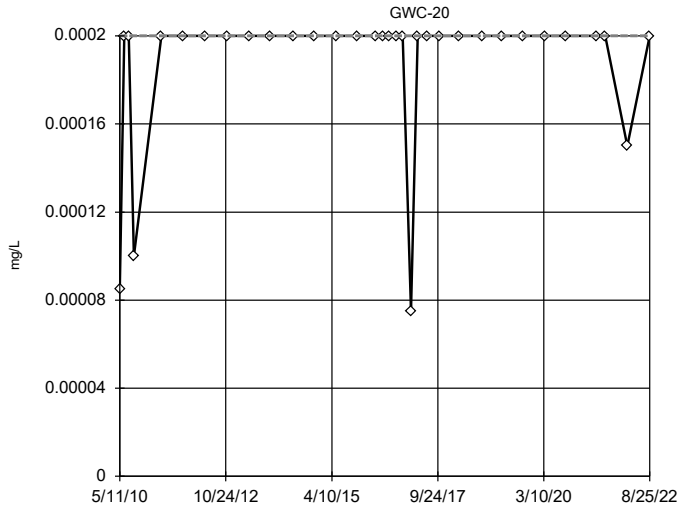
Tukey's Outlier Screening



n = 33
 No outliers found.
 Tukey's method selected by user.
 Data were natural log transformed to achieve best W statistic (graph shown in original units).
 The results were invalidated, because the lower and upper quartiles are equal.

Constituent: Mercury Analysis Run 5/5/2023 8:56 AM View: Outliers
 Plant Scherer Client: Southern Company Data: Scherer Cell 1-CCR

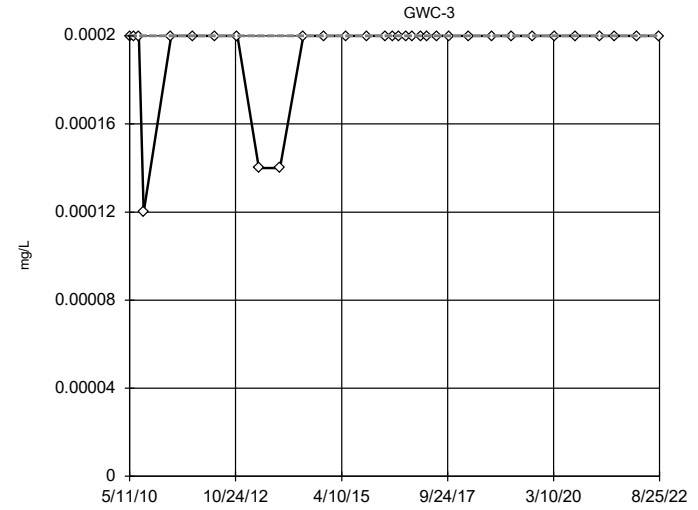
Tukey's Outlier Screening



n = 33
 No outliers found. Tukey's method selected by user.
 Data were cube transformed to achieve best W statistic (graph shown in original units).
 The results were invalidated, because the lower and upper quartiles are equal.

Constituent: Mercury Analysis Run 5/5/2023 8:56 AM View: Outliers
 Plant Scherer Client: Southern Company Data: Scherer Cell 1-CCR

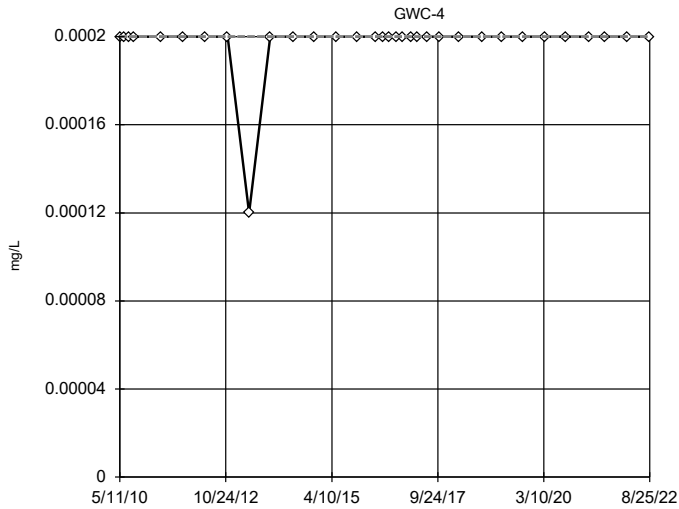
Tukey's Outlier Screening



n = 33
 No outliers found. Tukey's method selected by user.
 Data were natural log transformed to achieve best W statistic (graph shown in original units).
 The results were invalidated, because the lower and upper quartiles are equal.

Constituent: Mercury Analysis Run 5/5/2023 8:56 AM View: Outliers
 Plant Scherer Client: Southern Company Data: Scherer Cell 1-CCR

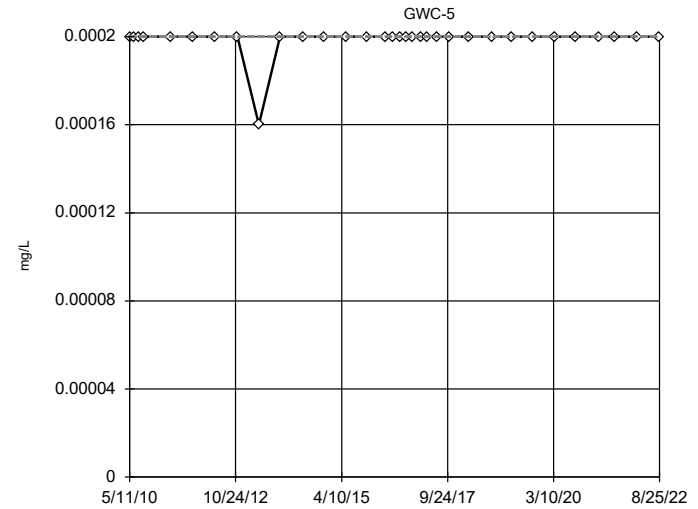
Tukey's Outlier Screening



n = 33
 No outliers found. Tukey's method selected by user.
 Ladder of Powers transformations did not improve normality; analysis run on raw data.
 The results were invalidated, because the lower and upper quartiles are equal.

Constituent: Mercury Analysis Run 5/5/2023 8:56 AM View: Outliers
 Plant Scherer Client: Southern Company Data: Scherer Cell 1-CCR

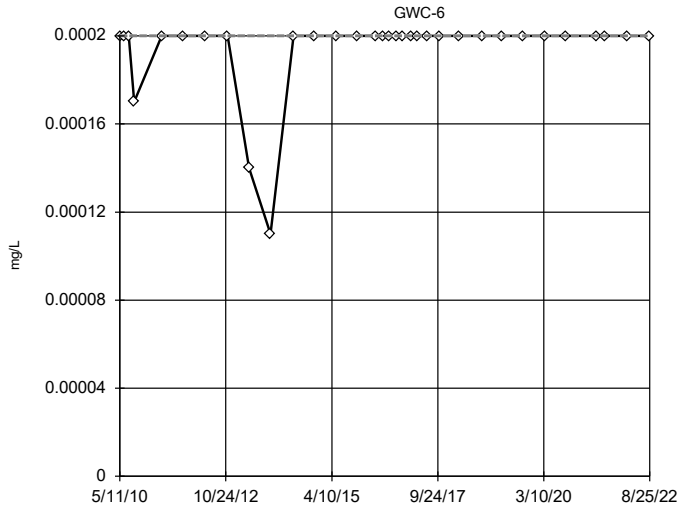
Tukey's Outlier Screening



n = 33
 No outliers found. Tukey's method selected by user.
 Data were cube transformed to achieve best W statistic (graph shown in original units).
 The results were invalidated, because the lower and upper quartiles are equal.

Constituent: Mercury Analysis Run 5/5/2023 8:56 AM View: Outliers
 Plant Scherer Client: Southern Company Data: Scherer Cell 1-CCR

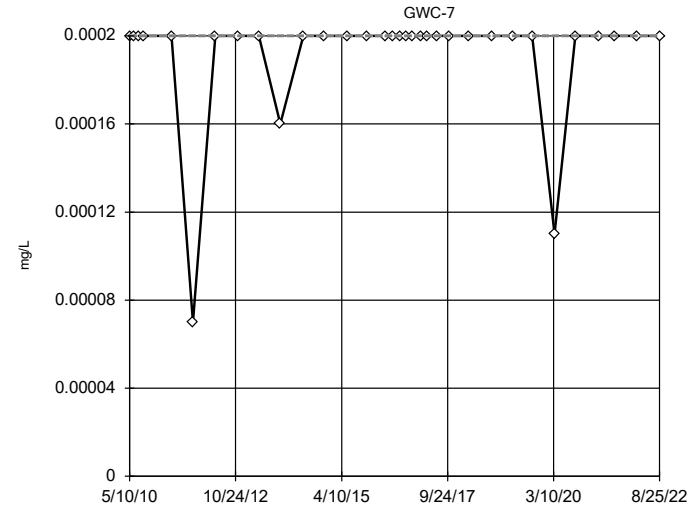
Tukey's Outlier Screening



n = 33
 No outliers found. Tukey's method selected by user.
 Data were x^4 transformed to achieve best W statistic (graph shown in original units).
 The results were invalidated, because the lower and upper quartiles are equal.

Constituent: Mercury Analysis Run 5/5/2023 8:56 AM View: Outliers
 Plant Scherer Client: Southern Company Data: Scherer Cell 1-CCR

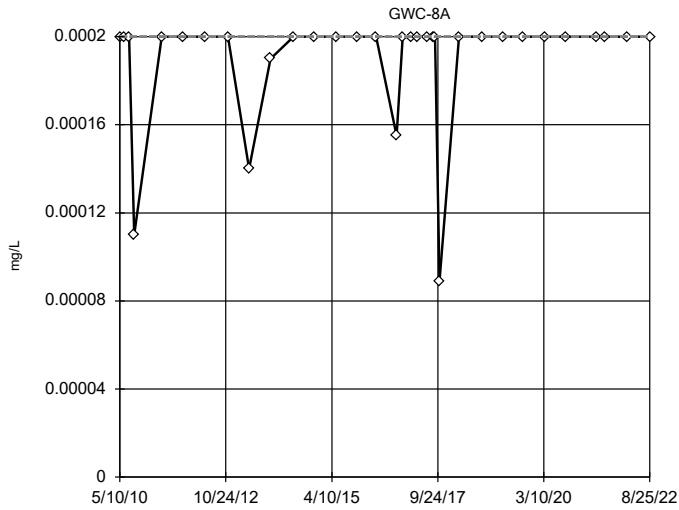
Tukey's Outlier Screening



n = 33
 No outliers found. Tukey's method selected by user.
 Data were x^4 transformed to achieve best W statistic (graph shown in original units).
 The results were invalidated, because the lower and upper quartiles are equal.

Constituent: Mercury Analysis Run 5/5/2023 8:56 AM View: Outliers
 Plant Scherer Client: Southern Company Data: Scherer Cell 1-CCR

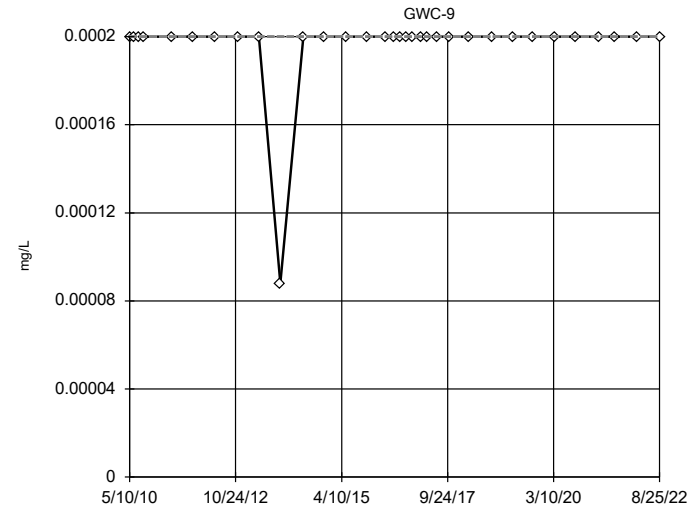
Tukey's Outlier Screening



n = 33
 No outliers found. Tukey's method selected by user.
 Data were x^4 transformed to achieve best W statistic (graph shown in original units).
 The results were invalidated, because the lower and upper quartiles are equal.

Constituent: Mercury Analysis Run 5/5/2023 8:56 AM View: Outliers
 Plant Scherer Client: Southern Company Data: Scherer Cell 1-CCR

Tukey's Outlier Screening

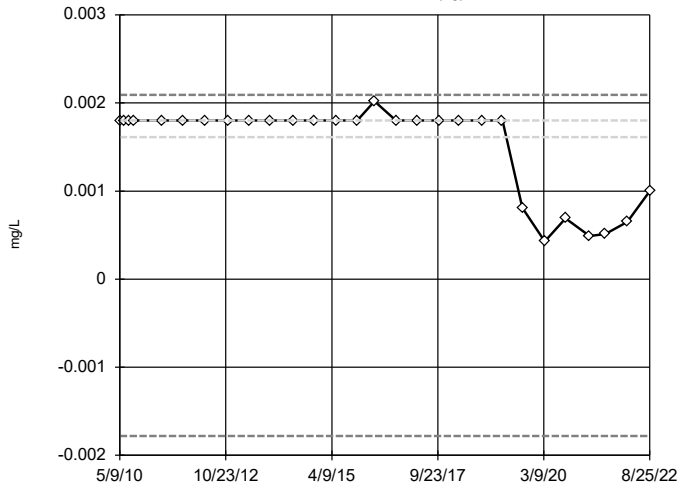


n = 33
 No outliers found. Tukey's method selected by user.
 Data were square transformed to achieve best W statistic (graph shown in original units).
 The results were invalidated, because the lower and upper quartiles are equal.

Constituent: Mercury Analysis Run 5/5/2023 8:57 AM View: Outliers
 Plant Scherer Client: Southern Company Data: Scherer Cell 1-CCR

Tukey's Outlier Screening

GWA-15 (bg)

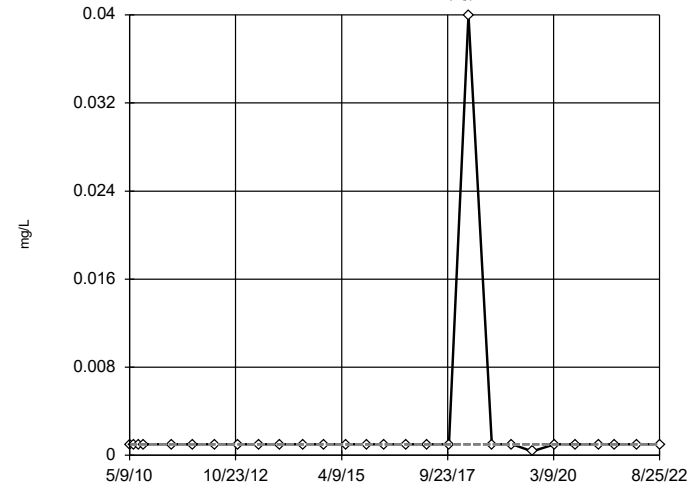


n = 28
 No outliers found.
 Tukey's method selected by user.
 Data were x^6 transformed to achieve best W statistic (graph shown in original units).
 The results were invalidated, because both the lower and upper quartiles represent reporting limits.

Constituent: Nickel Analysis Run 5/5/2023 8:57 AM View: Outliers
 Plant Scherer Client: Southern Company Data: Scherer Cell 1-CCR

Tukey's Outlier Screening

GWA-16 (bg)

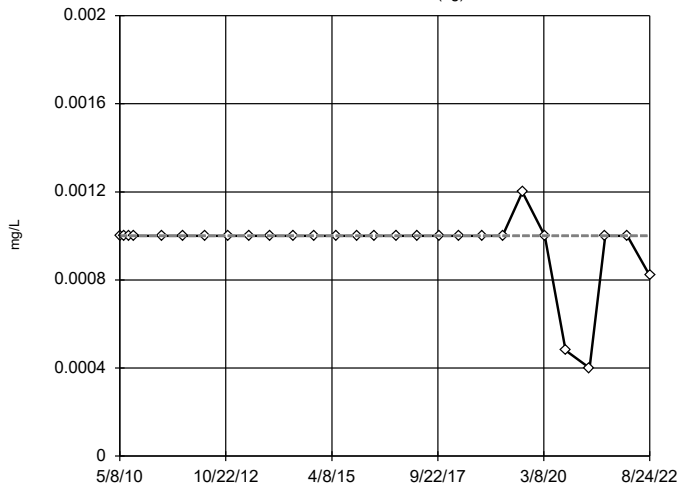


n = 28
 No outliers found.
 Tukey's method selected by user.
 Data were natural log transformed to achieve best W statistic (graph shown in original units).
 The results were invalidated, because the lower and upper quartiles are equal.

Constituent: Nickel Analysis Run 5/5/2023 8:57 AM View: Outliers
 Plant Scherer Client: Southern Company Data: Scherer Cell 1-CCR

Tukey's Outlier Screening

GWA-17 (bg)

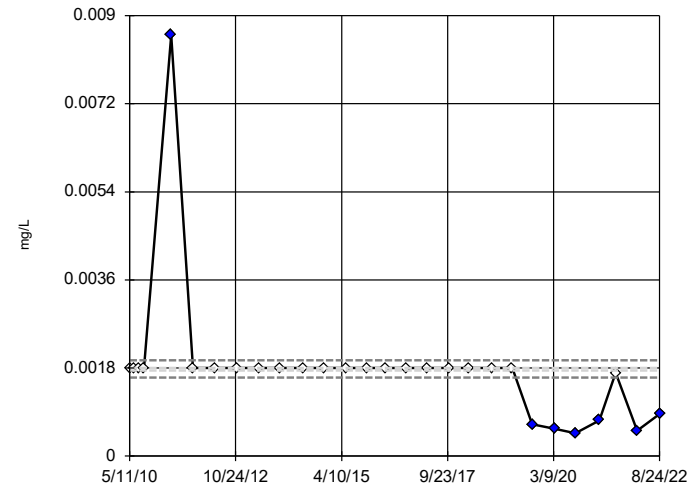


n = 28
 No outliers found.
 Tukey's method selected by user.
 Data were x^4 transformed to achieve best W statistic (graph shown in original units).
 The results were invalidated, because the lower and upper quartiles are equal.

Constituent: Nickel Analysis Run 5/5/2023 8:57 AM View: Outliers
 Plant Scherer Client: Southern Company Data: Scherer Cell 1-CCR

Tukey's Outlier Screening

GWC-1

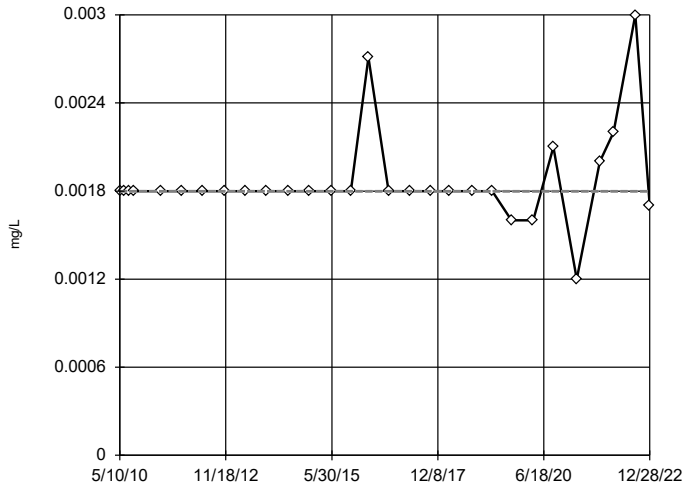


n = 28
 Outliers are drawn as solid.
 Tukey's method selected by user.
 Data were natural log transformed to achieve best W statistic (graph shown in original units).
 High cutoff = 0.001961, low cutoff = 0.001606, based on IQR multiplier of 3.

Constituent: Nickel Analysis Run 5/5/2023 8:57 AM View: Outliers
 Plant Scherer Client: Southern Company Data: Scherer Cell 1-CCR

Tukey's Outlier Screening

GWC-10

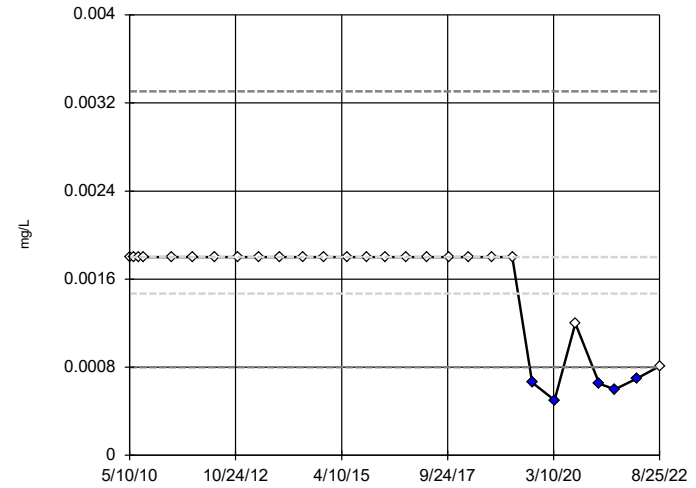


n = 29
 No outliers found.
 Tukey's method selected by user.
 Data were natural log transformed to achieve best W statistic (graph shown in original units).
 The results were invalidated, because the lower and upper quartiles are equal.

Constituent: Nickel Analysis Run 5/5/2023 8:57 AM View: Outliers
 Plant Scherer Client: Southern Company Data: Scherer Cell 1-CCR

Tukey's Outlier Screening

GWC-11

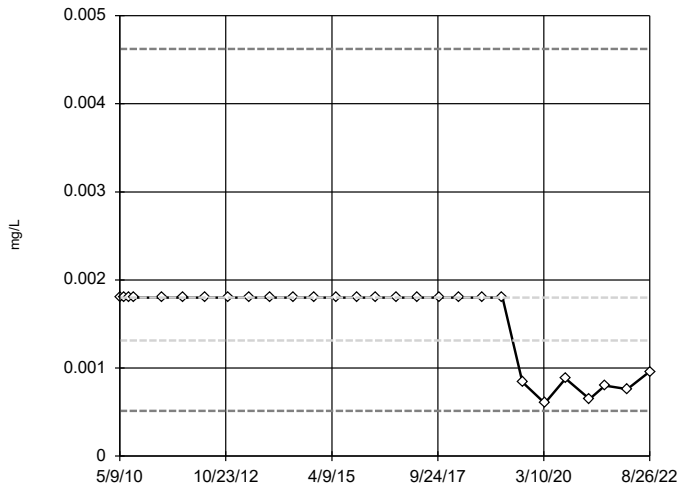


n = 28
 Outliers are drawn as solid.
 Tukey's method selected by user.
 Data were natural log transformed to achieve best W statistic (graph shown in original units).
 High cutoff = 0.003307, low cutoff = 0.0008, based on IQR multiplier of 3.

Constituent: Nickel Analysis Run 5/5/2023 8:57 AM View: Outliers
 Plant Scherer Client: Southern Company Data: Scherer Cell 1-CCR

Tukey's Outlier Screening

GWC-12

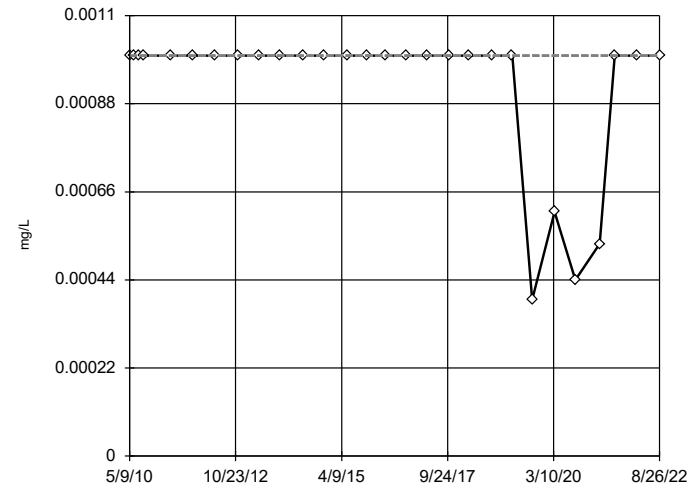


n = 28
 No outliers found.
 Tukey's method selected by user.
 Data were natural log transformed to achieve best W statistic (graph shown in original units).
 High cutoff = 0.004621, low cutoff = 0.000512, based on IQR multiplier of 3.

Constituent: Nickel Analysis Run 5/5/2023 8:57 AM View: Outliers
 Plant Scherer Client: Southern Company Data: Scherer Cell 1-CCR

Tukey's Outlier Screening

GWC-13

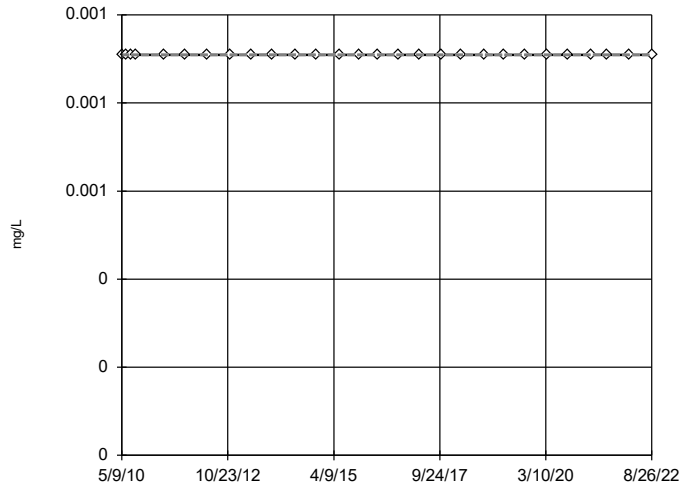


n = 28
 No outliers found.
 Tukey's method selected by user.
 Data were natural log transformed to achieve best W statistic (graph shown in original units).
 The results were invalidated, because the lower and upper quartiles are equal.

Constituent: Nickel Analysis Run 5/5/2023 8:57 AM View: Outliers
 Plant Scherer Client: Southern Company Data: Scherer Cell 1-CCR

Tukey's Outlier Screening

GWC-14

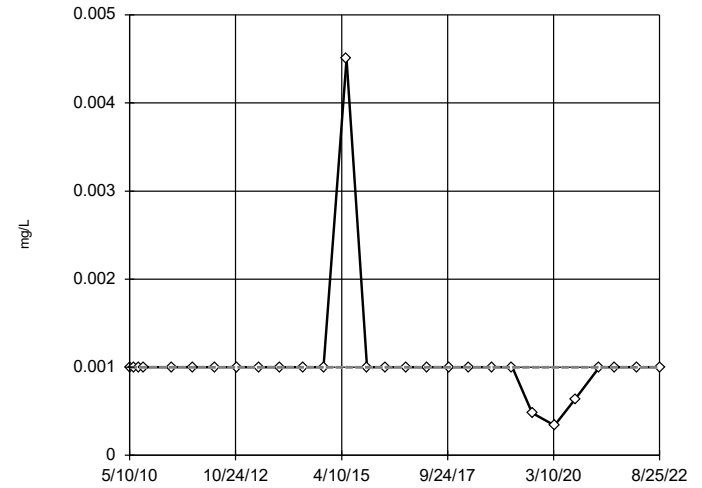


n = 28
 No outliers found.
 Tukey's method selected by user.
 Data were square root transformed to achieve best W statistic (graph shown in original units).
 The results were invalidated, because the lower and upper quartiles are equal.

Constituent: Nickel Analysis Run 5/5/2023 8:57 AM View: Outliers
 Plant Scherer Client: Southern Company Data: Scherer Cell 1-CCR

Tukey's Outlier Screening

GWC-18

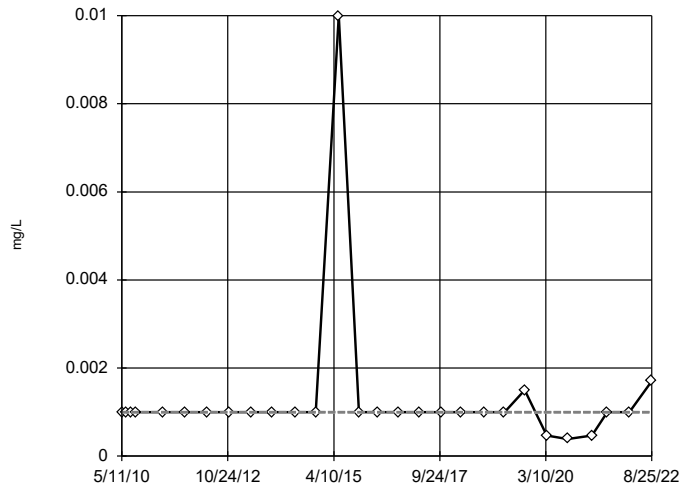


n = 28
 No outliers found.
 Tukey's method selected by user.
 Data were natural log transformed to achieve best W statistic (graph shown in original units).
 The results were invalidated, because the lower and upper quartiles are equal.

Constituent: Nickel Analysis Run 5/5/2023 8:57 AM View: Outliers
 Plant Scherer Client: Southern Company Data: Scherer Cell 1-CCR

Tukey's Outlier Screening

GWC-19

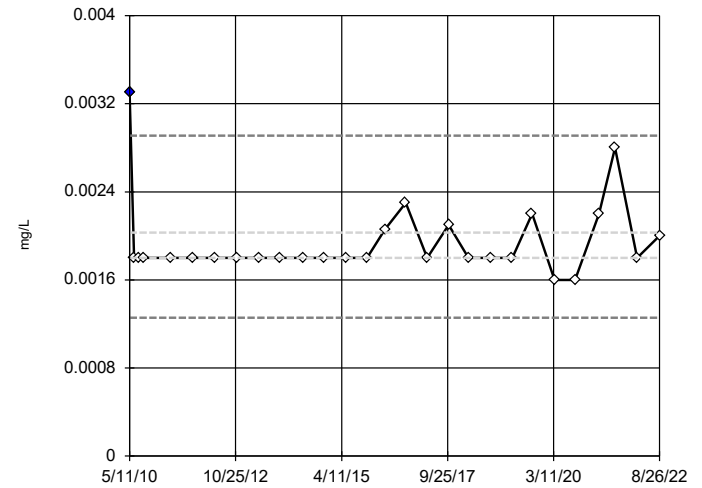


n = 28
 No outliers found.
 Tukey's method selected by user.
 Data were natural log transformed to achieve best W statistic (graph shown in original units).
 The results were invalidated, because the lower and upper quartiles are equal.

Constituent: Nickel Analysis Run 5/5/2023 8:57 AM View: Outliers
 Plant Scherer Client: Southern Company Data: Scherer Cell 1-CCR

Tukey's Outlier Screening

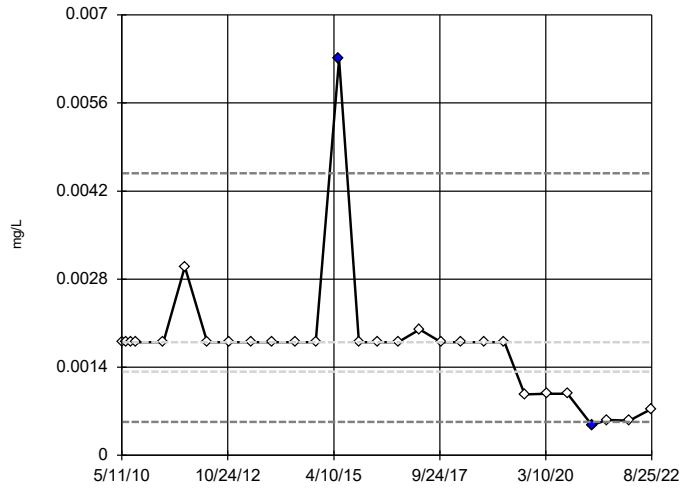
GWC-2



n = 28
 Outlier is drawn as solid.
 Tukey's method selected by user.
 Data were natural log transformed to achieve best W statistic (graph shown in original units).
 High cutoff = 0.002911, low cutoff = 0.001255, based on IQR multiplier of 3.

Constituent: Nickel Analysis Run 5/5/2023 8:57 AM View: Outliers
 Plant Scherer Client: Southern Company Data: Scherer Cell 1-CCR

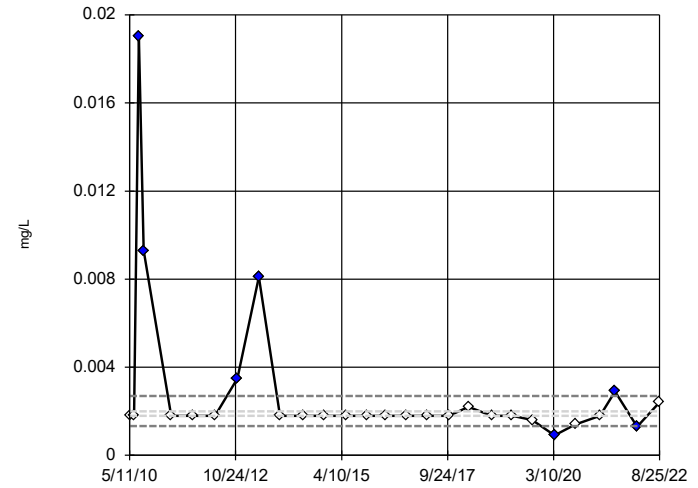
Tukey's Outlier Screening GWC-20



n = 28
 Outliers are drawn as solid.
 Tukey's method selected by user.
 Data were natural log transformed to achieve best W statistic (graph shown in original units).
 High cutoff = 0.004481, low cutoff = 0.0005336, based on IQR multiplier of 3.

Constituent: Nickel Analysis Run 5/5/2023 8:57 AM View: Outliers
 Plant Scherer Client: Southern Company Data: Scherer Cell 1-CCR

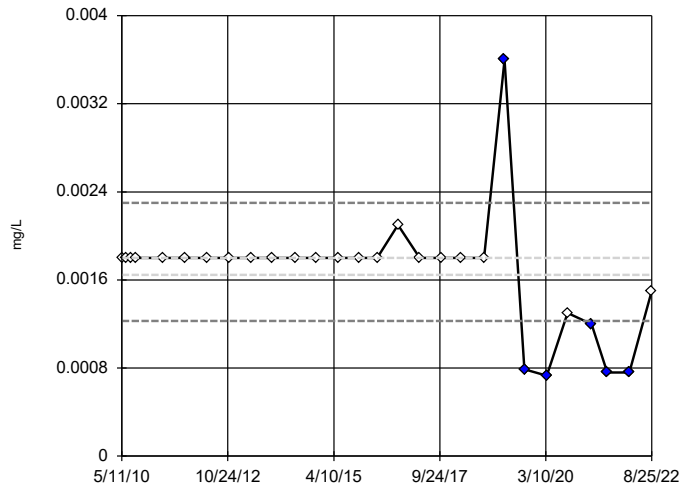
Tukey's Outlier Screening GWC-3



n = 28
 Outliers are drawn as solid.
 Tukey's method selected by user.
 Data were natural log transformed to achieve best W statistic (graph shown in original units).
 High cutoff = 0.002689, low cutoff = 0.001332, based on IQR multiplier of 3.

Constituent: Nickel Analysis Run 5/5/2023 8:57 AM View: Outliers
 Plant Scherer Client: Southern Company Data: Scherer Cell 1-CCR

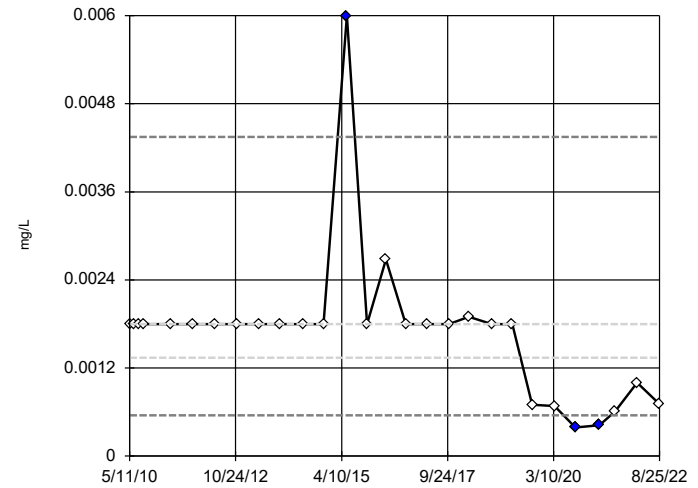
Tukey's Outlier Screening GWC-4



n = 28
 Outliers are drawn as solid.
 Tukey's method selected by user.
 Data were square root transformed to achieve best W statistic (graph shown in original units).
 High cutoff = 0.002301, low cutoff = 0.001227, based on IQR multiplier of 3.

Constituent: Nickel Analysis Run 5/5/2023 8:57 AM View: Outliers
 Plant Scherer Client: Southern Company Data: Scherer Cell 1-CCR

Tukey's Outlier Screening GWC-5

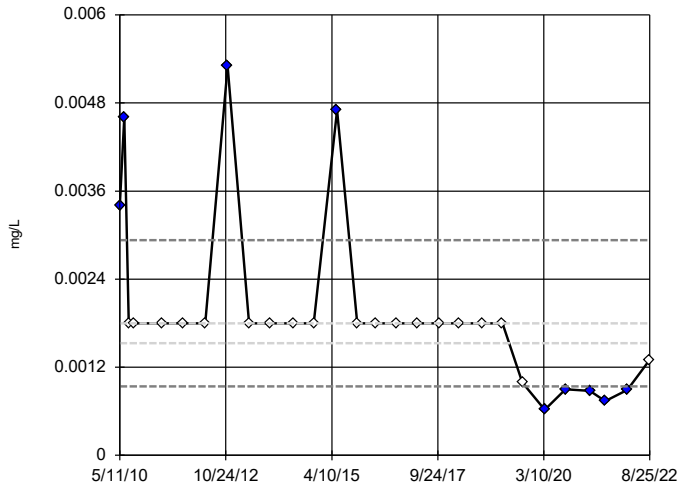


n = 28
 Outliers are drawn as solid.
 Tukey's method selected by user.
 Data were natural log transformed to achieve best W statistic (graph shown in original units).
 High cutoff = 0.004347, low cutoff = 0.0005556, based on IQR multiplier of 3.

Constituent: Nickel Analysis Run 5/5/2023 8:57 AM View: Outliers
 Plant Scherer Client: Southern Company Data: Scherer Cell 1-CCR

Tukey's Outlier Screening

GWC-6



n = 28

Outliers are drawn as solid. Tukey's method selected by user.

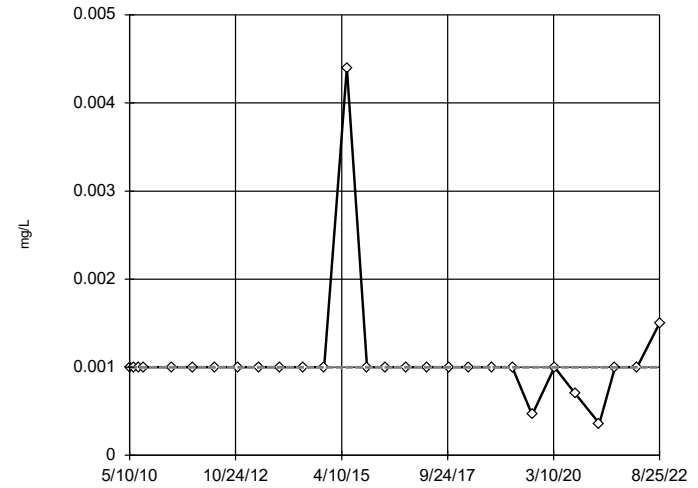
Data were natural log transformed to achieve best W statistic (graph shown in original units).

High cutoff = 0.002933, low cutoff = 0.0009389, based on IQR multiplier of 3.

Constituent: Nickel Analysis Run 5/5/2023 8:57 AM View: Outliers
Plant Scherer Client: Southern Company Data: Scherer Cell 1-CCR

Tukey's Outlier Screening

GWC-7



n = 28

No outliers found. Tukey's method selected by user.

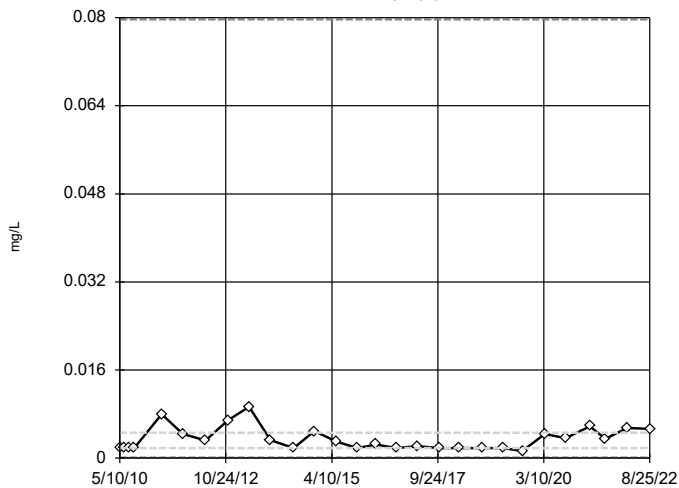
Data were natural log transformed to achieve best W statistic (graph shown in original units).

The results were invalidated, because the lower and upper quartiles are equal.

Constituent: Nickel Analysis Run 5/5/2023 8:57 AM View: Outliers
Plant Scherer Client: Southern Company Data: Scherer Cell 1-CCR

Tukey's Outlier Screening

GWC-8A



n = 28

No outliers found. Tukey's method selected by user.

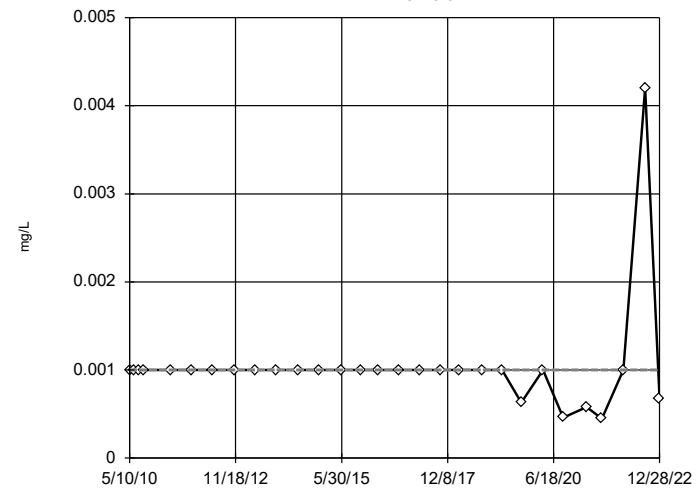
Data were natural log transformed to achieve best W statistic (graph shown in original units).

High cutoff = 0.0797, low cutoff = 0.0001049, based on IQR multiplier of 3.

Constituent: Nickel Analysis Run 5/5/2023 8:57 AM View: Outliers
Plant Scherer Client: Southern Company Data: Scherer Cell 1-CCR

Tukey's Outlier Screening

GWC-9



n = 29

No outliers found. Tukey's method selected by user.

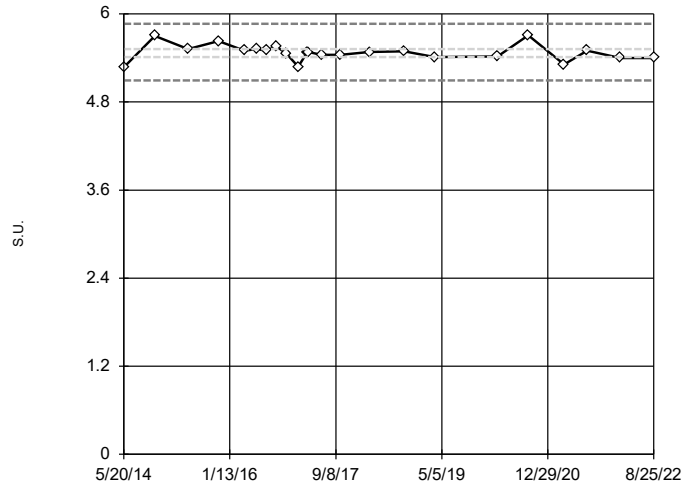
Data were natural log transformed to achieve best W statistic (graph shown in original units).

The results were invalidated, because the lower and upper quartiles are equal.

Constituent: Nickel Analysis Run 5/5/2023 8:57 AM View: Outliers
Plant Scherer Client: Southern Company Data: Scherer Cell 1-CCR

Tukey's Outlier Screening

GWA-15 (bg)



n = 23

No outliers found.
Tukey's method selected by user.

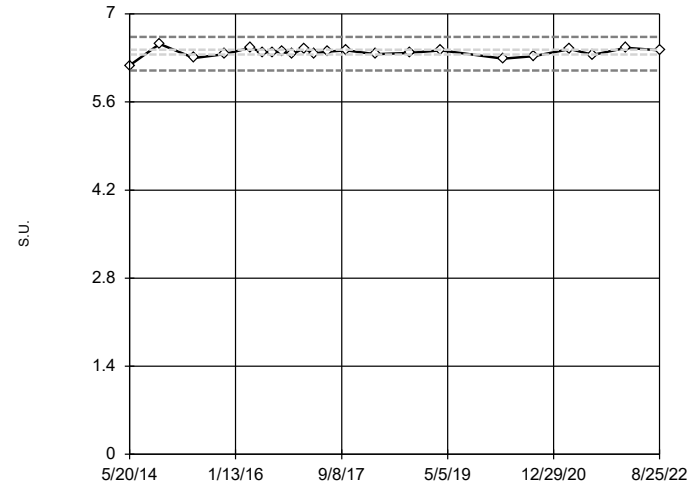
Data were natural log transformed to achieve best W statistic (graph shown in original units).

High cutoff = 5.864, low cutoff = 5.093, based on IQR multiplier of 3.

Constituent: pH Analysis Run 5/5/2023 8:57 AM View: Outliers
Plant Scherer Client: Southern Company Data: Scherer Cell 1-CCR

Tukey's Outlier Screening

GWA-16 (bg)



n = 22

No outliers found.
Tukey's method selected by user.

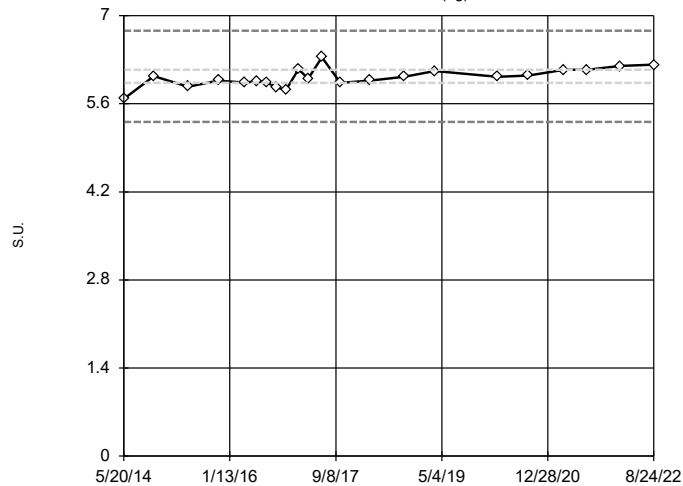
Data were x^6 transformed to achieve best W statistic (graph shown in original units).

High cutoff = 6.632, low cutoff = 6.099, based on IQR multiplier of 3.

Constituent: pH Analysis Run 5/5/2023 8:57 AM View: Outliers
Plant Scherer Client: Southern Company Data: Scherer Cell 1-CCR

Tukey's Outlier Screening

GWA-17 (bg)



n = 22

No outliers found.
Tukey's method selected by user.

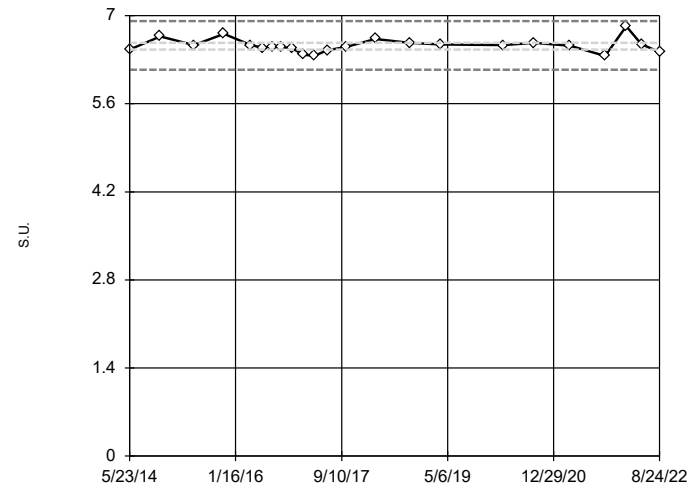
Ladder of Powers transformations did not improve normality; analysis run on raw data.

High cutoff = 6.76, low cutoff = 5.313, based on IQR multiplier of 3.

Constituent: pH Analysis Run 5/5/2023 8:57 AM View: Outliers
Plant Scherer Client: Southern Company Data: Scherer Cell 1-CCR

Tukey's Outlier Screening

GWC-1



n = 23

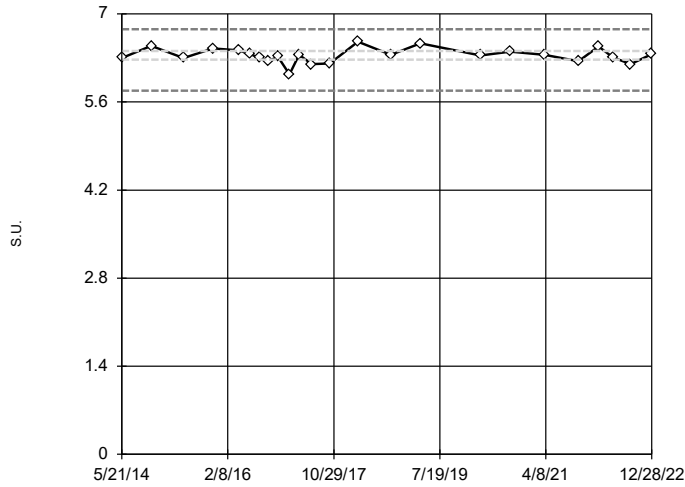
No outliers found.
Tukey's method selected by user.

Data were natural log transformed to achieve best W statistic (graph shown in original units).

High cutoff = 6.911, low cutoff = 6.141, based on IQR multiplier of 3.

Constituent: pH Analysis Run 5/5/2023 8:57 AM View: Outliers
Plant Scherer Client: Southern Company Data: Scherer Cell 1-CCR

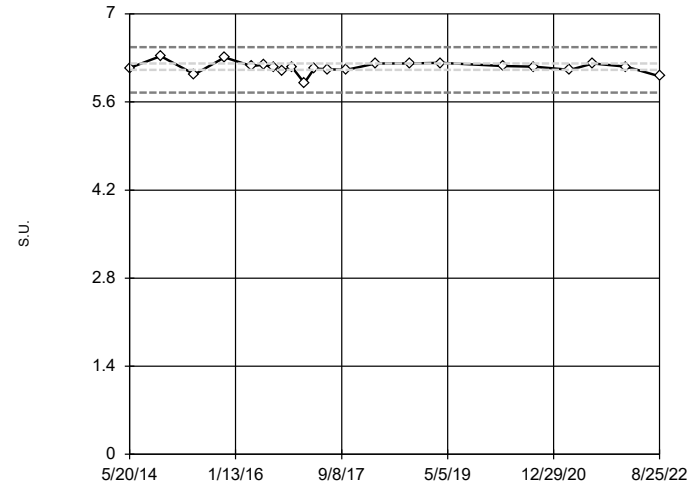
Tukey's Outlier Screening
GWC-10



n = 24
No outliers found.
Tukey's method selected by user.
Data were x⁵ transformed to achieve best W statistic (graph shown in original units).
High cutoff = 6.758, low cutoff = 5.781, based on IQR multiplier of 3.

Constituent: pH Analysis Run 5/5/2023 8:57 AM View: Outliers
Plant Scherer Client: Southern Company Data: Scherer Cell 1-CCR

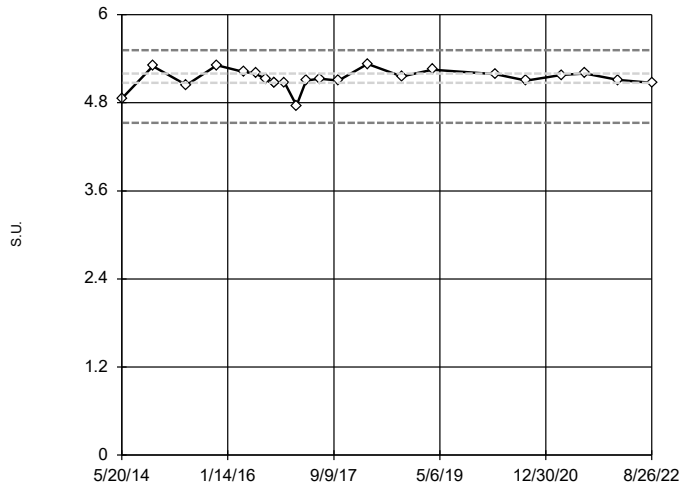
Tukey's Outlier Screening
GWC-11



n = 22
No outliers found.
Tukey's method selected by user.
Data were x⁶ transformed to achieve best W statistic (graph shown in original units).
High cutoff = 6.47, low cutoff = 5.748, based on IQR multiplier of 3.

Constituent: pH Analysis Run 5/5/2023 8:57 AM View: Outliers
Plant Scherer Client: Southern Company Data: Scherer Cell 1-CCR

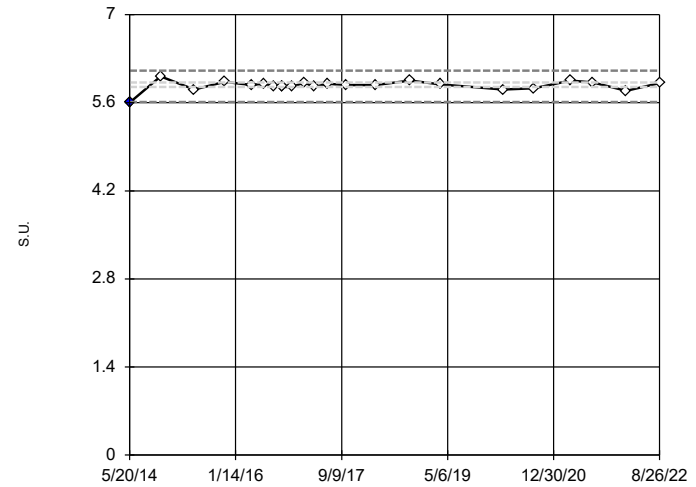
Tukey's Outlier Screening
GWC-12



n = 23
No outliers found.
Tukey's method selected by user.
Data were x⁶ transformed to achieve best W statistic (graph shown in original units).
High cutoff = 5.515, low cutoff = 4.529, based on IQR multiplier of 3.

Constituent: pH Analysis Run 5/5/2023 8:57 AM View: Outliers
Plant Scherer Client: Southern Company Data: Scherer Cell 1-CCR

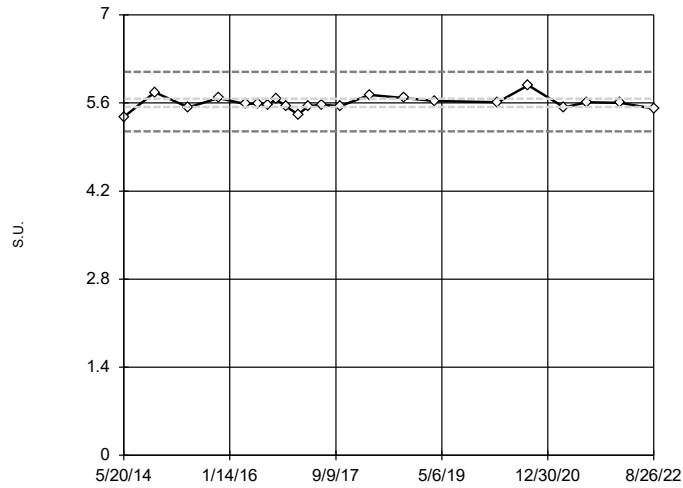
Tukey's Outlier Screening
GWC-13



n = 23
Outlier is drawn as solid.
Tukey's method selected by user.
Data were x⁶ transformed to achieve best W statistic (graph shown in original units).
High cutoff = 6.108, low cutoff = 5.61, based on IQR multiplier of 3.

Constituent: pH Analysis Run 5/5/2023 8:57 AM View: Outliers
Plant Scherer Client: Southern Company Data: Scherer Cell 1-CCR

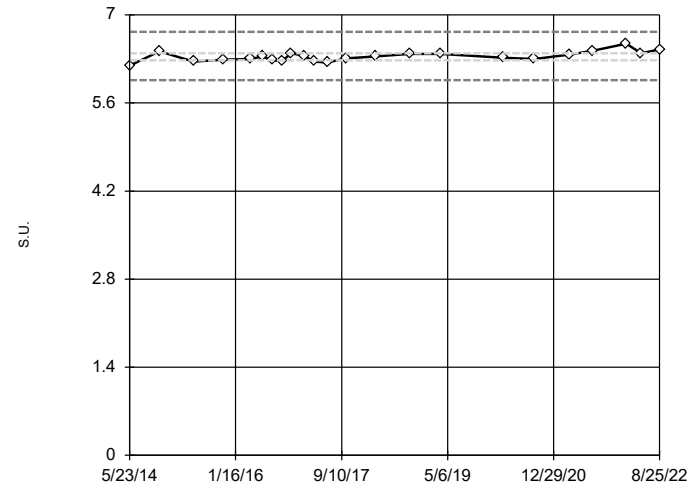
Tukey's Outlier Screening GWC-14



n = 22
 No outliers found.
 Tukey's method selected by user.
 Data were natural log transformed to achieve best W statistic (graph shown in original units).
 High cutoff = 6.095, low cutoff = 5.149, based on IQR multiplier of 3.

Constituent: pH Analysis Run 5/5/2023 8:57 AM View: Outliers
 Plant Scherer Client: Southern Company Data: Scherer Cell 1-CCR

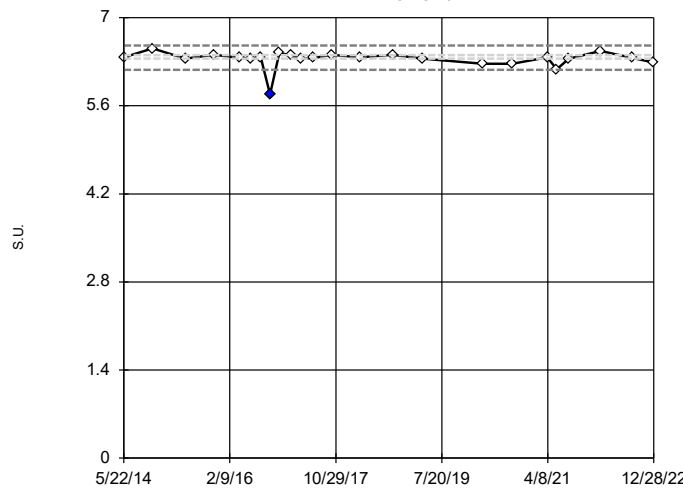
Tukey's Outlier Screening GWC-18



n = 23
 No outliers found.
 Tukey's method selected by user.
 Data were natural log transformed to achieve best W statistic (graph shown in original units).
 High cutoff = 6.732, low cutoff = 5.961, based on IQR multiplier of 3.

Constituent: pH Analysis Run 5/5/2023 8:57 AM View: Outliers
 Plant Scherer Client: Southern Company Data: Scherer Cell 1-CCR

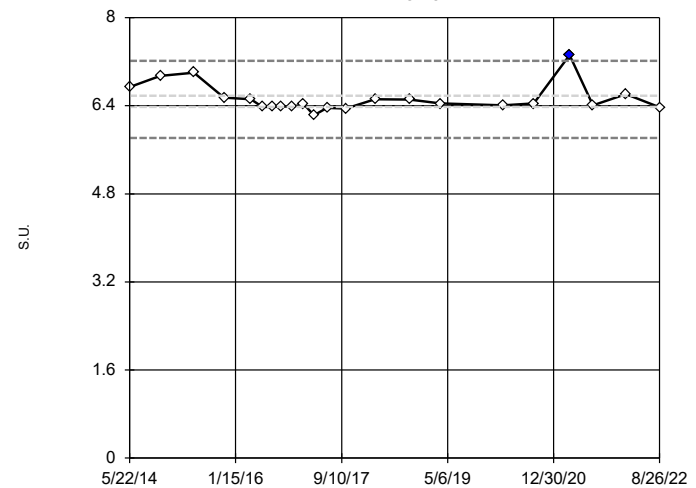
Tukey's Outlier Screening GWC-19



n = 24
 Outlier is drawn as solid.
 Tukey's method selected by user.
 Data were x*6 transformed to achieve best W statistic (graph shown in original units).
 High cutoff = 6.557, low cutoff = 6.169, based on IQR multiplier of 3.

Constituent: pH Analysis Run 5/5/2023 8:57 AM View: Outliers
 Plant Scherer Client: Southern Company Data: Scherer Cell 1-CCR

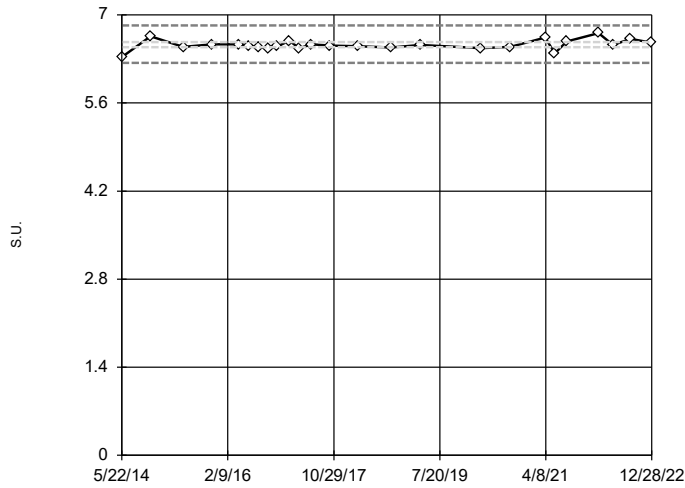
Tukey's Outlier Screening GWC-2



n = 22
 Outlier is drawn as solid.
 Tukey's method selected by user.
 Data were natural log transformed to achieve best W statistic (graph shown in original units).
 High cutoff = 7.218, low cutoff = 5.816, based on IQR multiplier of 3.

Constituent: pH Analysis Run 5/5/2023 8:57 AM View: Outliers
 Plant Scherer Client: Southern Company Data: Scherer Cell 1-CCR

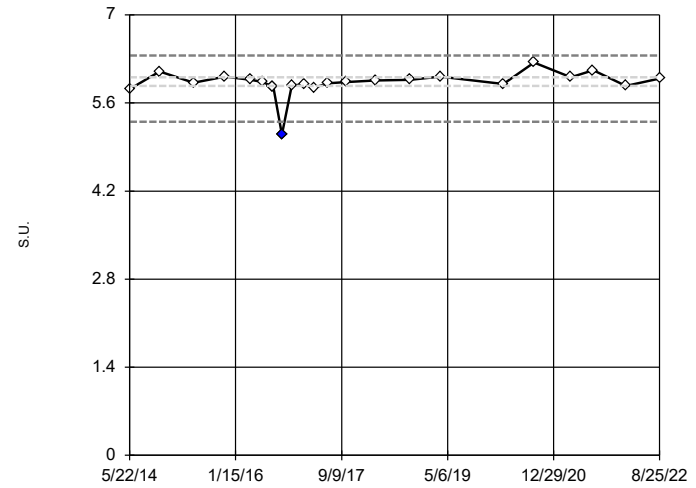
Tukey's Outlier Screening GWC-20



n = 25
 No outliers found.
 Tukey's method selected by user.
 Data were natural log transformed to achieve best W statistic (graph shown in original units).
 High cutoff = 6.832, low cutoff = 6.237, based on IQR multiplier of 3.

Constituent: pH Analysis Run 5/5/2023 8:57 AM View: Outliers
 Plant Scherer Client: Southern Company Data: Scherer Cell 1-CCR

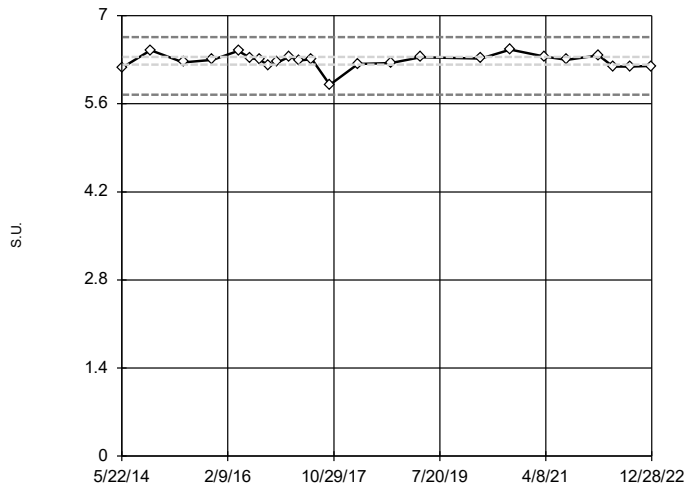
Tukey's Outlier Screening GWC-3



n = 23
 Outlier is drawn as solid. Tukey's method selected by user.
 Data were x*6 transformed to achieve best W statistic (graph shown in original units).
 High cutoff = 6.353, low cutoff = 5.304, based on IQR multiplier of 3.

Constituent: pH Analysis Run 5/5/2023 8:57 AM View: Outliers
 Plant Scherer Client: Southern Company Data: Scherer Cell 1-CCR

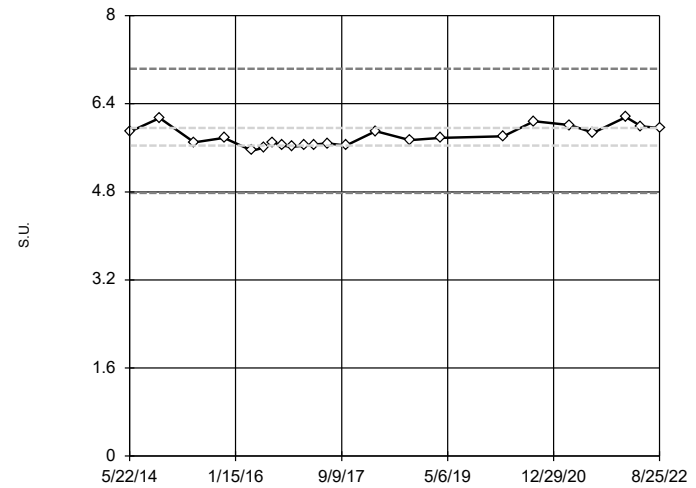
Tukey's Outlier Screening GWC-4



n = 24
 No outliers found.
 Tukey's method selected by user.
 Data were x*6 transformed to achieve best W statistic (graph shown in original units).
 High cutoff = 6.66, low cutoff = 5.743, based on IQR multiplier of 3.

Constituent: pH Analysis Run 5/5/2023 8:57 AM View: Outliers
 Plant Scherer Client: Southern Company Data: Scherer Cell 1-CCR

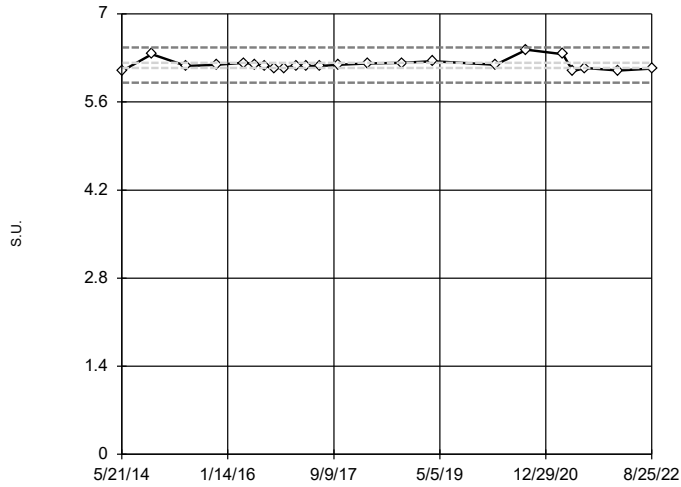
Tukey's Outlier Screening GWC-5



n = 23
 No outliers found.
 Tukey's method selected by user.
 Data were natural log transformed to achieve best W statistic (graph shown in original units).
 High cutoff = 7.033, low cutoff = 4.779, based on IQR multiplier of 3.

Constituent: pH Analysis Run 5/5/2023 8:57 AM View: Outliers
 Plant Scherer Client: Southern Company Data: Scherer Cell 1-CCR

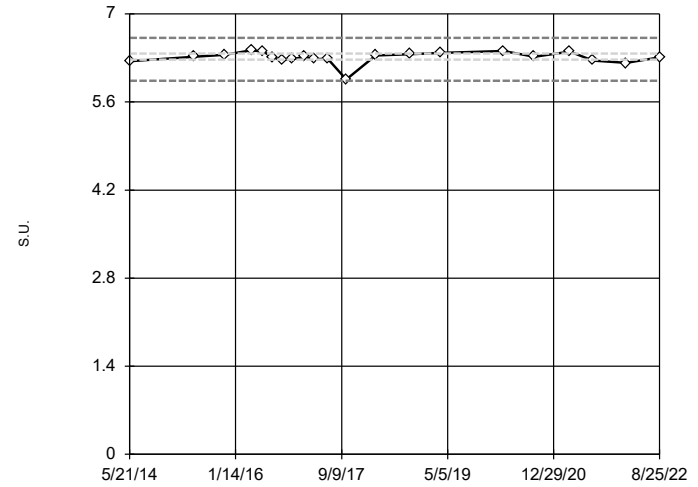
Tukey's Outlier Screening GWC-6



n = 23
 No outliers found.
 Tukey's method selected by user.
 Data were natural log transformed to achieve best W statistic (graph shown in original units).
 High cutoff = 6.466, low cutoff = 5.906, based on IQR multiplier of 3.

Constituent: pH Analysis Run 5/5/2023 8:57 AM View: Outliers
 Plant Scherer Client: Southern Company Data: Scherer Cell 1-CCR

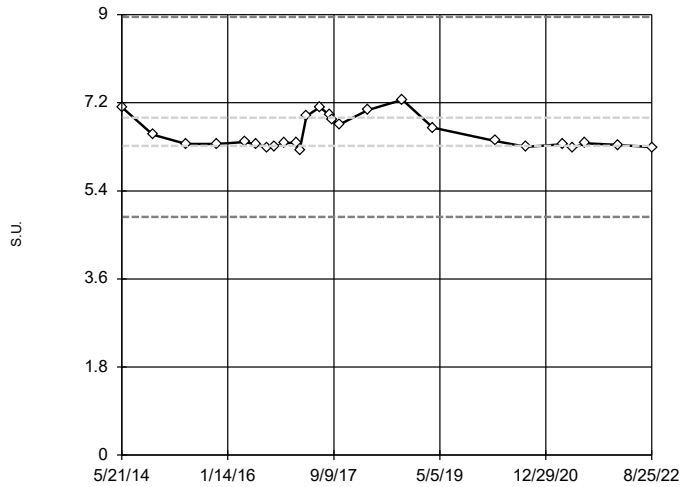
Tukey's Outlier Screening GWC-7



n = 21
 No outliers found.
 Tukey's method selected by user.
 Data were x^6 transformed to achieve best W statistic (graph shown in original units).
 High cutoff = 6.619, low cutoff = 5.936, based on IQR multiplier of 3.

Constituent: pH Analysis Run 5/5/2023 8:57 AM View: Outliers
 Plant Scherer Client: Southern Company Data: Scherer Cell 1-CCR

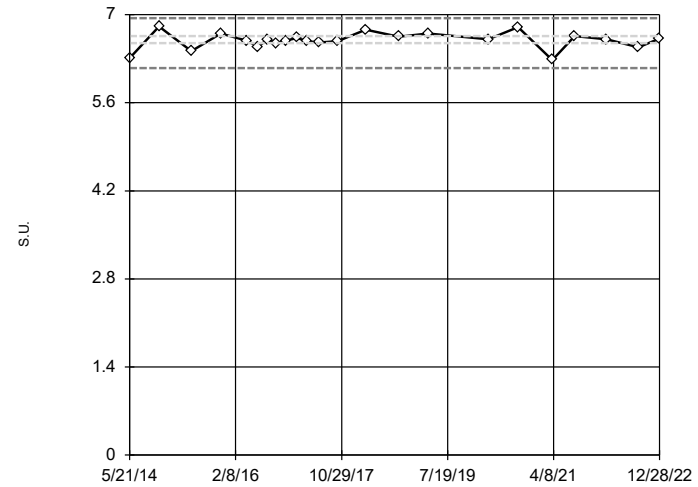
Tukey's Outlier Screening GWC-8A



n = 26
 No outliers found.
 Tukey's method selected by user.
 Data were natural log transformed to achieve best W statistic (graph shown in original units).
 High cutoff = 8.953, low cutoff = 4.867, based on IQR multiplier of 3.

Constituent: pH Analysis Run 5/5/2023 8:57 AM View: Outliers
 Plant Scherer Client: Southern Company Data: Scherer Cell 1-CCR

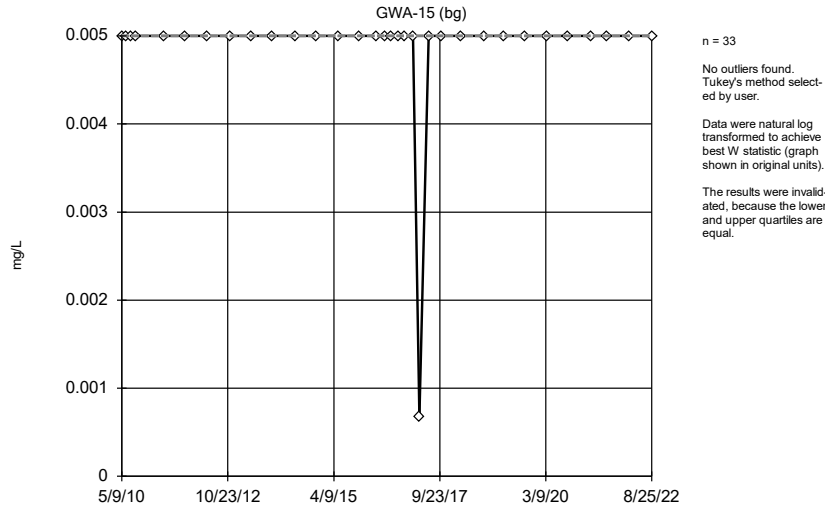
Tukey's Outlier Screening GWC-9



n = 23
 No outliers found.
 Tukey's method selected by user.
 Data were x^6 transformed to achieve best W statistic (graph shown in original units).
 High cutoff = 6.945, low cutoff = 6.149, based on IQR multiplier of 3.

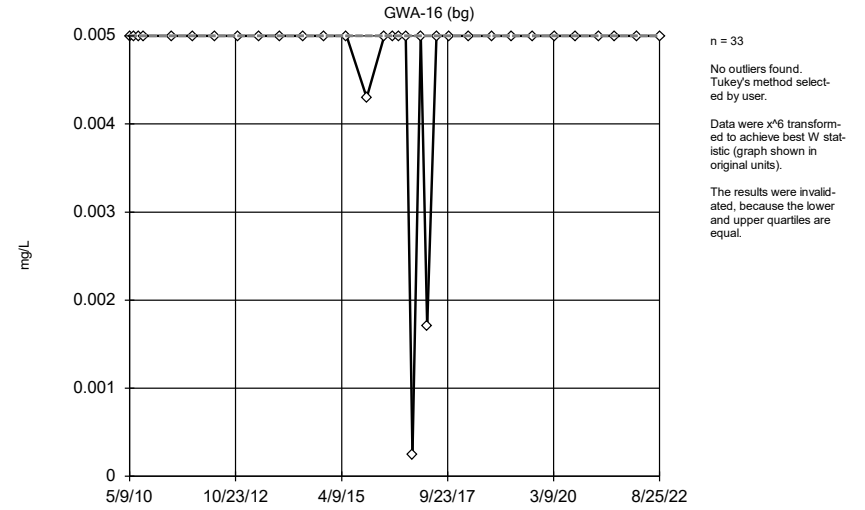
Constituent: pH Analysis Run 5/5/2023 8:57 AM View: Outliers
 Plant Scherer Client: Southern Company Data: Scherer Cell 1-CCR

Tukey's Outlier Screening



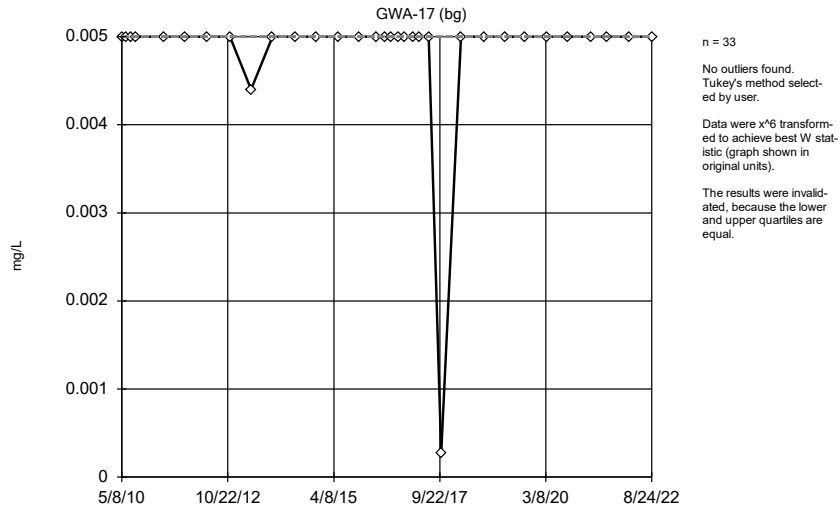
Constituent: Selenium, Total Analysis Run 5/5/2023 8:57 AM View: Outliers
 Plant Scherer Client: Southern Company Data: Scherer Cell 1-CCR

Tukey's Outlier Screening



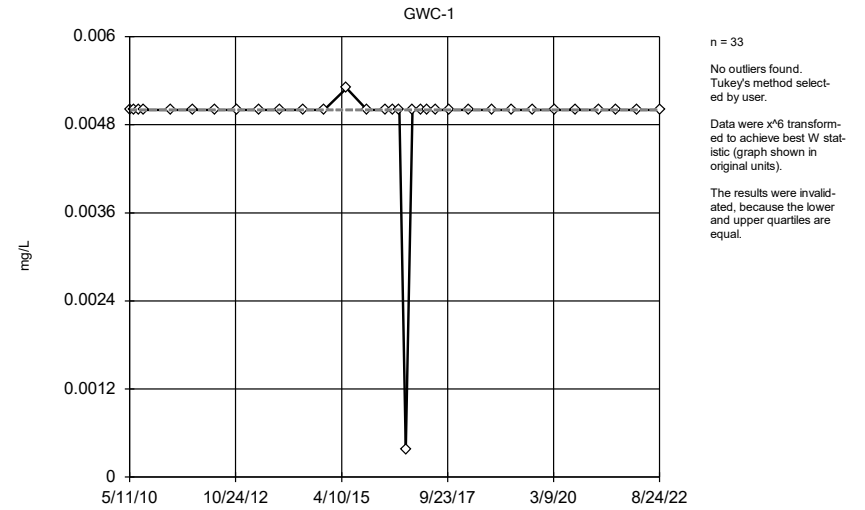
Constituent: Selenium, Total Analysis Run 5/5/2023 8:57 AM View: Outliers
 Plant Scherer Client: Southern Company Data: Scherer Cell 1-CCR

Tukey's Outlier Screening



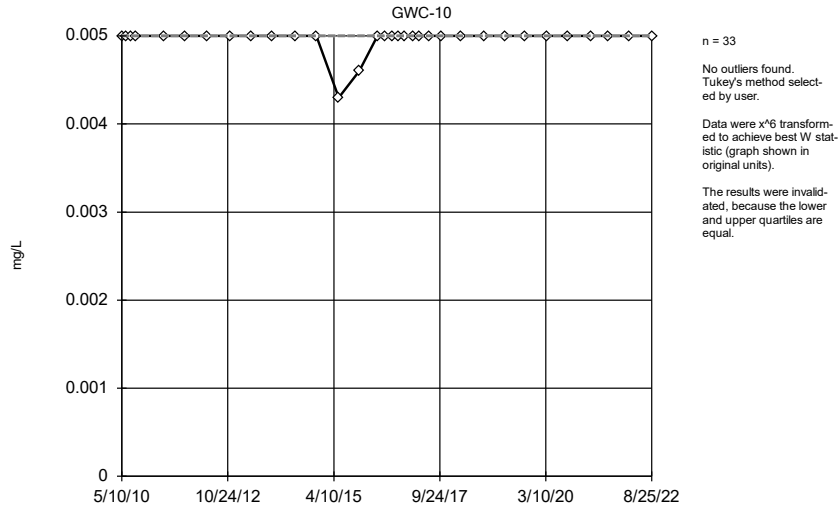
Constituent: Selenium, Total Analysis Run 5/5/2023 8:57 AM View: Outliers
 Plant Scherer Client: Southern Company Data: Scherer Cell 1-CCR

Tukey's Outlier Screening



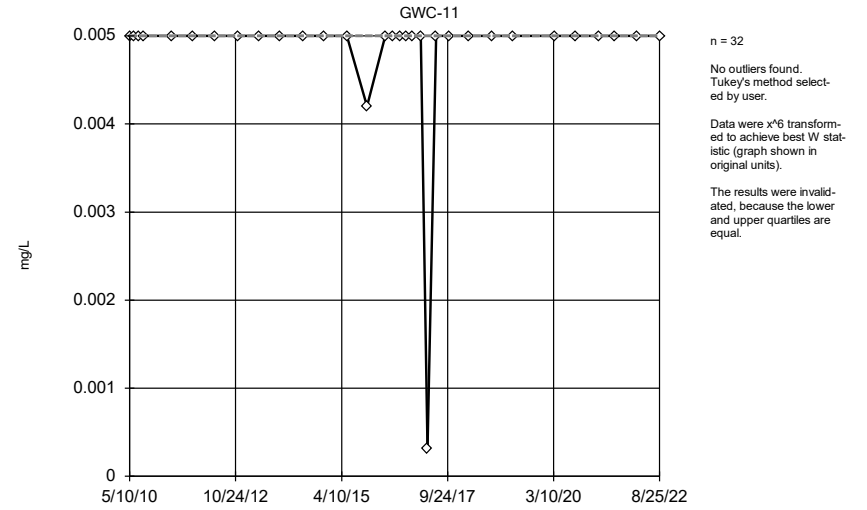
Constituent: Selenium, Total Analysis Run 5/5/2023 8:57 AM View: Outliers
 Plant Scherer Client: Southern Company Data: Scherer Cell 1-CCR

Tukey's Outlier Screening



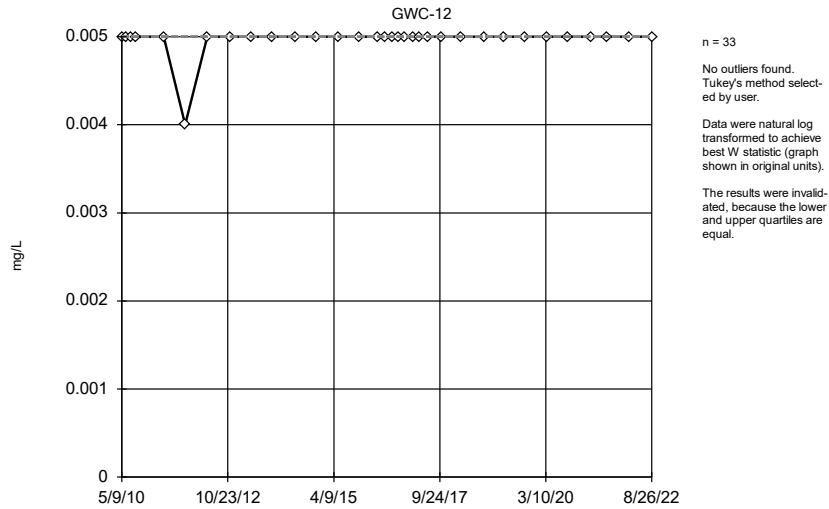
Constituent: Selenium, Total Analysis Run 5/5/2023 8:57 AM View: Outliers
 Plant Scherer Client: Southern Company Data: Scherer Cell 1-CCR

Tukey's Outlier Screening



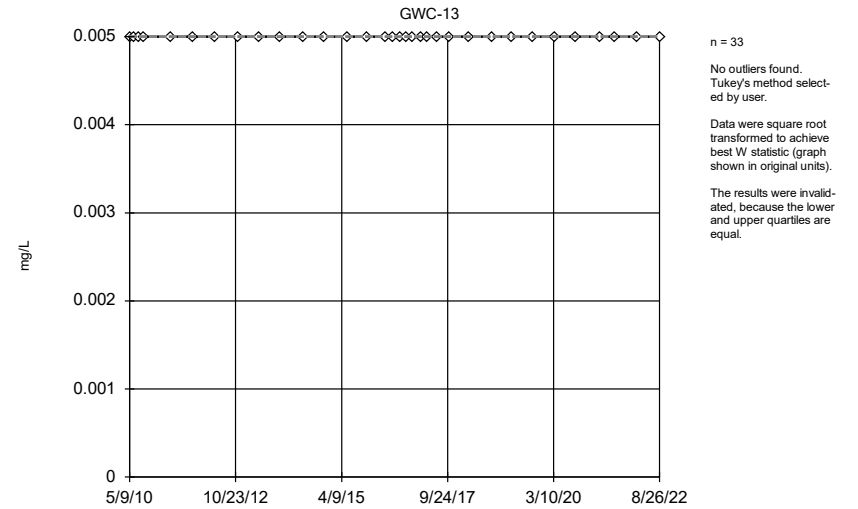
Constituent: Selenium, Total Analysis Run 5/5/2023 8:57 AM View: Outliers
 Plant Scherer Client: Southern Company Data: Scherer Cell 1-CCR

Tukey's Outlier Screening



Constituent: Selenium, Total Analysis Run 5/5/2023 8:57 AM View: Outliers
 Plant Scherer Client: Southern Company Data: Scherer Cell 1-CCR

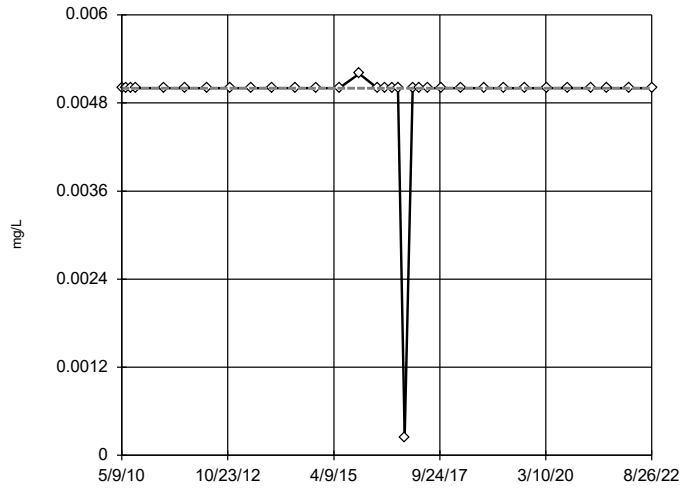
Tukey's Outlier Screening



Constituent: Selenium, Total Analysis Run 5/5/2023 8:58 AM View: Outliers
 Plant Scherer Client: Southern Company Data: Scherer Cell 1-CCR

Tukey's Outlier Screening

GWC-14

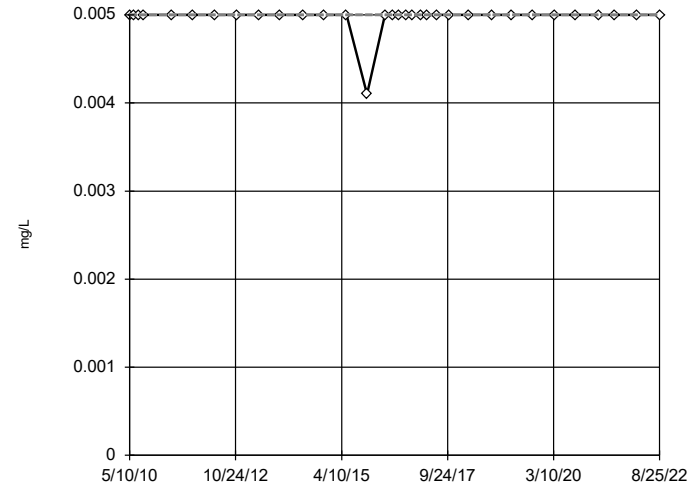


n = 33
 No outliers found.
 Tukey's method selected by user.
 Data were x⁶ transformed to achieve best W statistic (graph shown in original units).
 The results were invalidated, because the lower and upper quartiles are equal.

Constituent: Selenium, Total Analysis Run 5/5/2023 8:58 AM View: Outliers
 Plant Scherer Client: Southern Company Data: Scherer Cell 1-CCR

Tukey's Outlier Screening

GWC-18

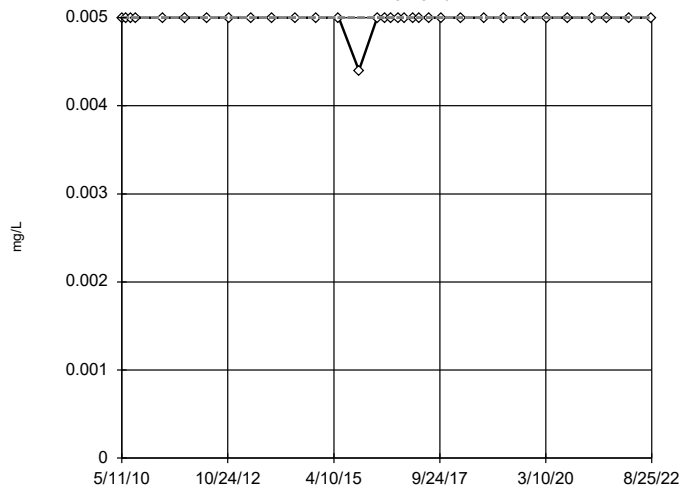


n = 33
 No outliers found.
 Tukey's method selected by user.
 Data were x⁵ transformed to achieve best W statistic (graph shown in original units).
 The results were invalidated, because the lower and upper quartiles are equal.

Constituent: Selenium, Total Analysis Run 5/5/2023 8:58 AM View: Outliers
 Plant Scherer Client: Southern Company Data: Scherer Cell 1-CCR

Tukey's Outlier Screening

GWC-19

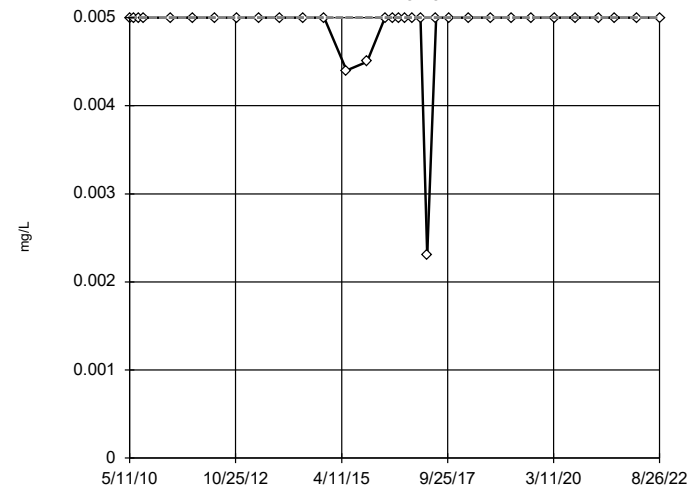


n = 33
 No outliers found.
 Tukey's method selected by user.
 Data were square transformed to achieve best W statistic (graph shown in original units).
 The results were invalidated, because the lower and upper quartiles are equal.

Constituent: Selenium, Total Analysis Run 5/5/2023 8:58 AM View: Outliers
 Plant Scherer Client: Southern Company Data: Scherer Cell 1-CCR

Tukey's Outlier Screening

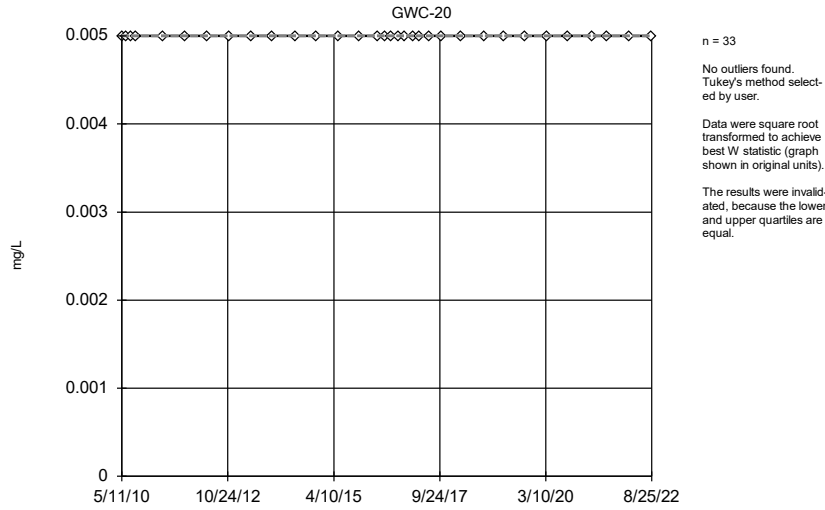
GWC-2



n = 33
 No outliers found.
 Tukey's method selected by user.
 Data were x⁶ transformed to achieve best W statistic (graph shown in original units).
 The results were invalidated, because the lower and upper quartiles are equal.

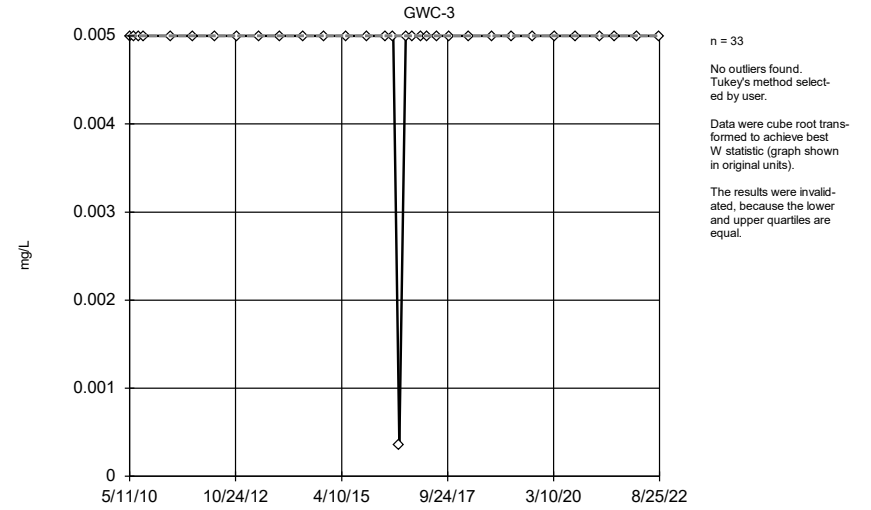
Constituent: Selenium, Total Analysis Run 5/5/2023 8:58 AM View: Outliers
 Plant Scherer Client: Southern Company Data: Scherer Cell 1-CCR

Tukey's Outlier Screening



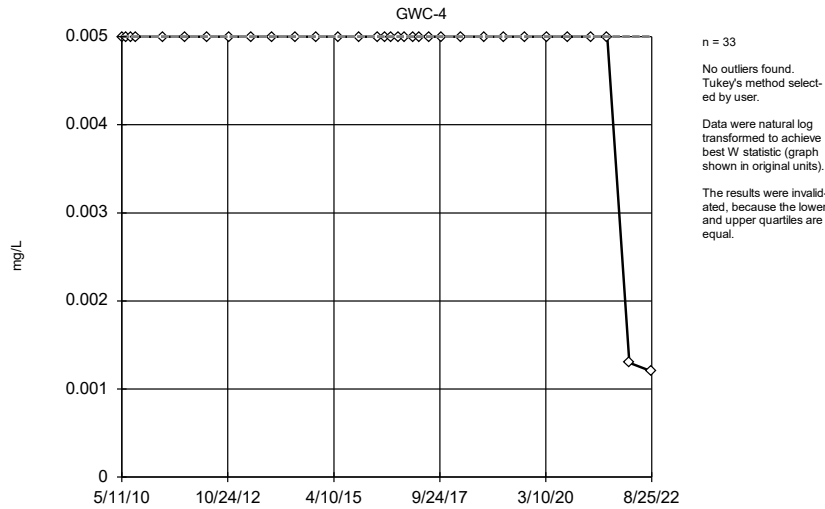
Constituent: Selenium, Total Analysis Run 5/5/2023 8:58 AM View: Outliers
 Plant Scherer Client: Southern Company Data: Scherer Cell 1-CCR

Tukey's Outlier Screening



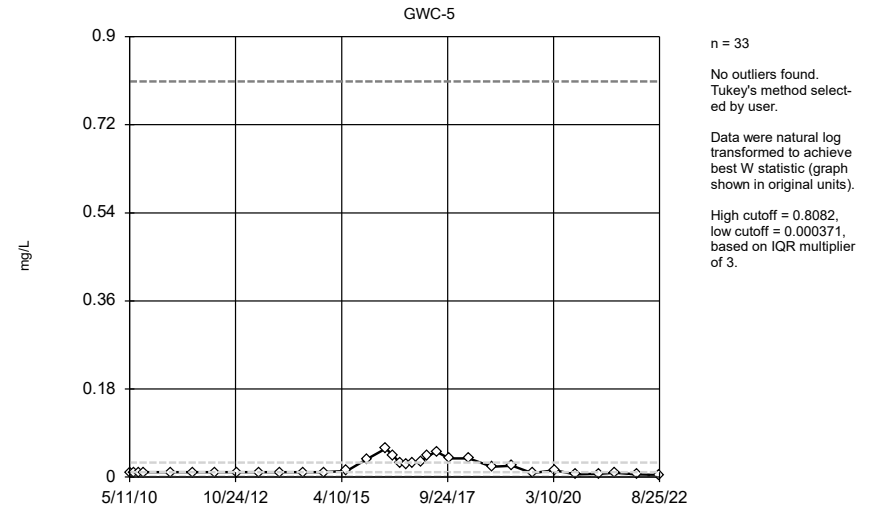
Constituent: Selenium, Total Analysis Run 5/5/2023 8:58 AM View: Outliers
 Plant Scherer Client: Southern Company Data: Scherer Cell 1-CCR

Tukey's Outlier Screening



Constituent: Selenium, Total Analysis Run 5/5/2023 8:58 AM View: Outliers
 Plant Scherer Client: Southern Company Data: Scherer Cell 1-CCR

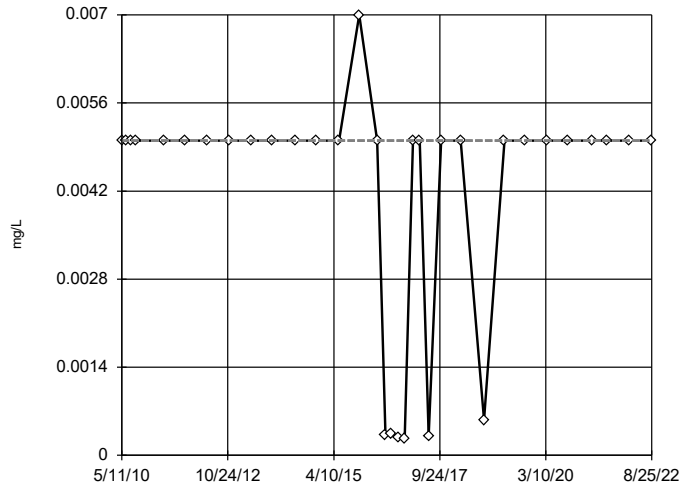
Tukey's Outlier Screening



Constituent: Selenium, Total Analysis Run 5/5/2023 8:58 AM View: Outliers
 Plant Scherer Client: Southern Company Data: Scherer Cell 1-CCR

Tukey's Outlier Screening

GWC-6

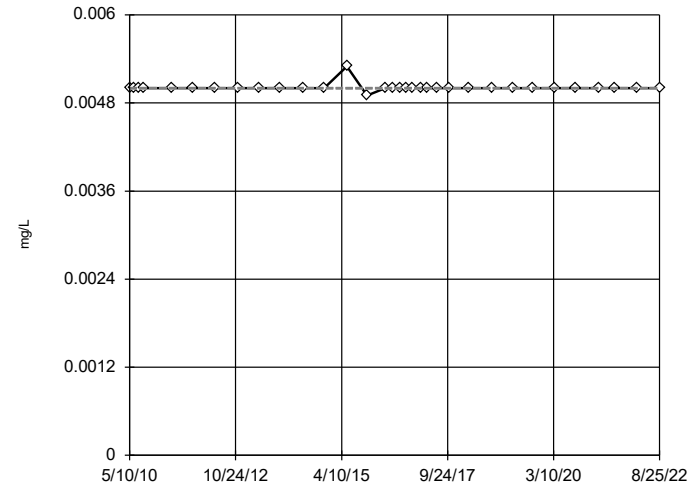


n = 33
 No outliers found. Tukey's method selected by user.
 Data were square transformed to achieve best W statistic (graph shown in original units).
 The results were invalidated, because the lower and upper quartiles are equal.

Constituent: Selenium, Total Analysis Run 5/5/2023 8:58 AM View: Outliers
 Plant Scherer Client: Southern Company Data: Scherer Cell 1-CCR

Tukey's Outlier Screening

GWC-7

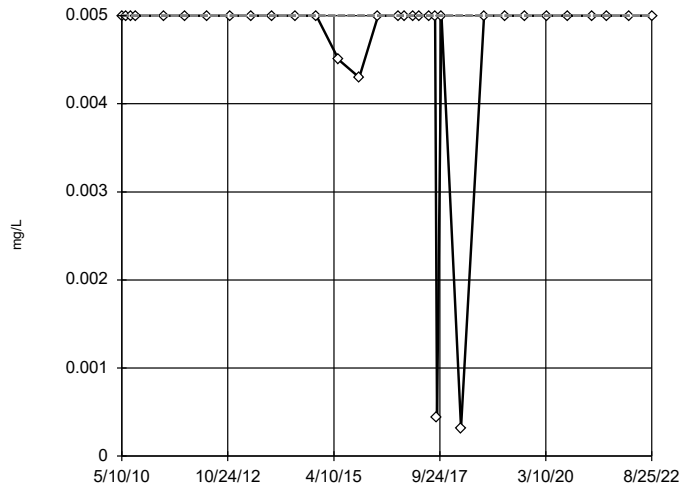


n = 33
 No outliers found. Tukey's method selected by user.
 Data were natural log transformed to achieve best W statistic (graph shown in original units).
 The results were invalidated, because the lower and upper quartiles are equal.

Constituent: Selenium, Total Analysis Run 5/5/2023 8:58 AM View: Outliers
 Plant Scherer Client: Southern Company Data: Scherer Cell 1-CCR

Tukey's Outlier Screening

GWC-8A

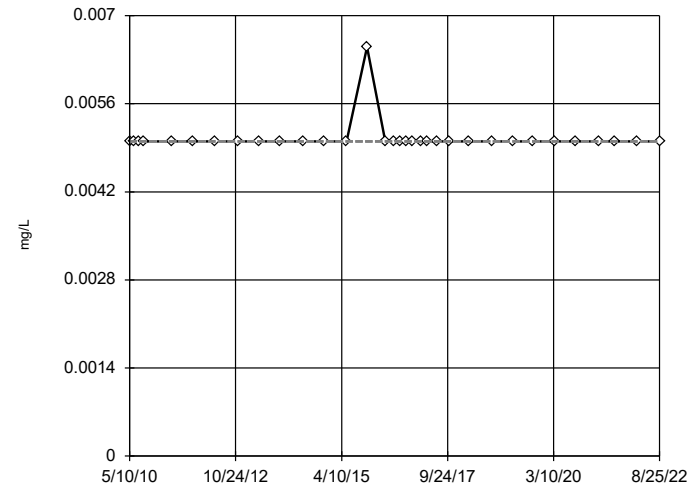


n = 33
 No outliers found. Tukey's method selected by user.
 Data were x⁶ transformed to achieve best W statistic (graph shown in original units).
 The results were invalidated, because the lower and upper quartiles are equal.

Constituent: Selenium, Total Analysis Run 5/5/2023 8:58 AM View: Outliers
 Plant Scherer Client: Southern Company Data: Scherer Cell 1-CCR

Tukey's Outlier Screening

GWC-9

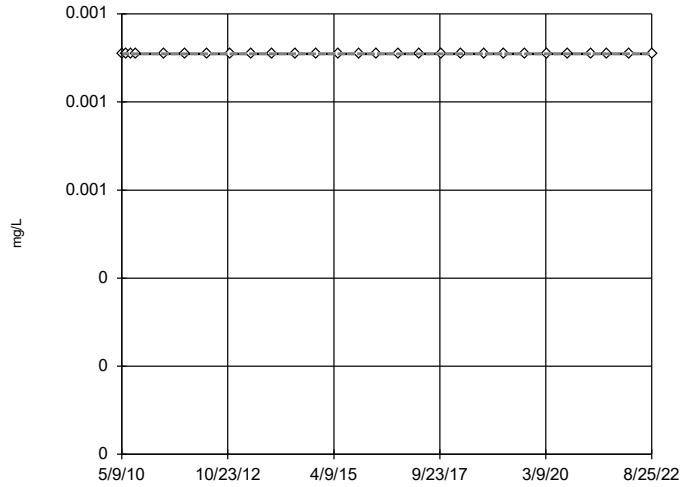


n = 33
 No outliers found. Tukey's method selected by user.
 Data were cube root transformed to achieve best W statistic (graph shown in original units).
 The results were invalidated, because the lower and upper quartiles are equal.

Constituent: Selenium, Total Analysis Run 5/5/2023 8:58 AM View: Outliers
 Plant Scherer Client: Southern Company Data: Scherer Cell 1-CCR

Tukey's Outlier Screening

GWA-15 (bg)

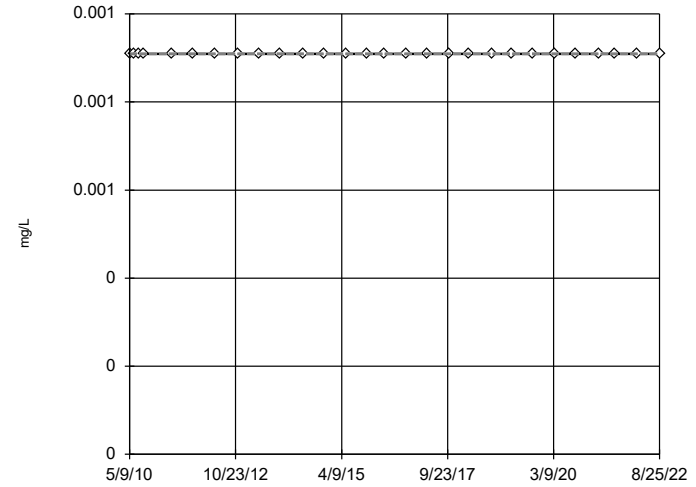


n = 28
 No outliers found. Tukey's method selected by user.
 Data were square root transformed to achieve best W statistic (graph shown in original units).
 The results were invalidated, because the lower and upper quartiles are equal.

Constituent: Silver Analysis Run 5/5/2023 8:58 AM View: Outliers
 Plant Scherer Client: Southern Company Data: Scherer Cell 1-CCR

Tukey's Outlier Screening

GWA-16 (bg)

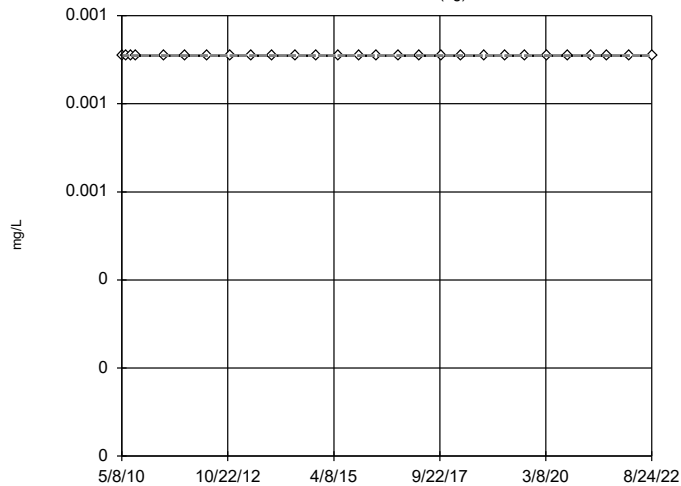


n = 28
 No outliers found. Tukey's method selected by user.
 Data were square root transformed to achieve best W statistic (graph shown in original units).
 The results were invalidated, because the lower and upper quartiles are equal.

Constituent: Silver Analysis Run 5/5/2023 8:58 AM View: Outliers
 Plant Scherer Client: Southern Company Data: Scherer Cell 1-CCR

Tukey's Outlier Screening

GWA-17 (bg)

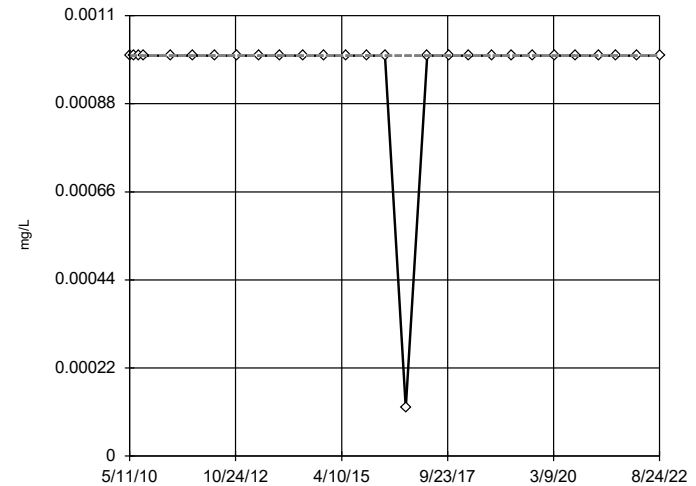


n = 28
 No outliers found. Tukey's method selected by user.
 Data were square root transformed to achieve best W statistic (graph shown in original units).
 The results were invalidated, because the lower and upper quartiles are equal.

Constituent: Silver Analysis Run 5/5/2023 8:58 AM View: Outliers
 Plant Scherer Client: Southern Company Data: Scherer Cell 1-CCR

Tukey's Outlier Screening

GWC-1

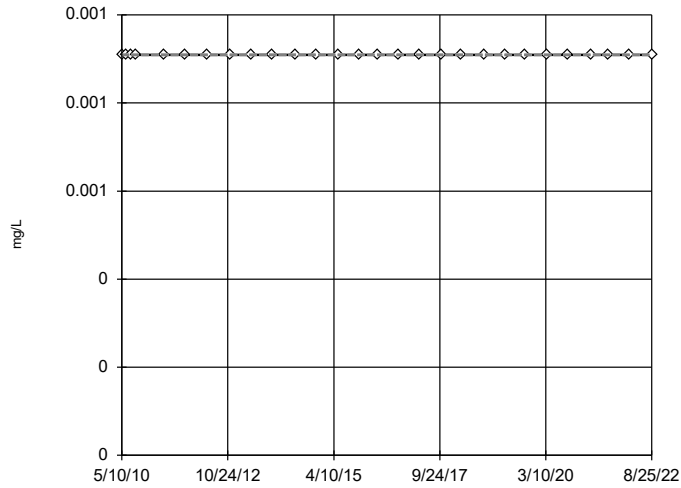


n = 28
 No outliers found. Tukey's method selected by user.
 Data were cube root transformed to achieve best W statistic (graph shown in original units).
 The results were invalidated, because the lower and upper quartiles are equal.

Constituent: Silver Analysis Run 5/5/2023 8:58 AM View: Outliers
 Plant Scherer Client: Southern Company Data: Scherer Cell 1-CCR

Tukey's Outlier Screening

GWC-10

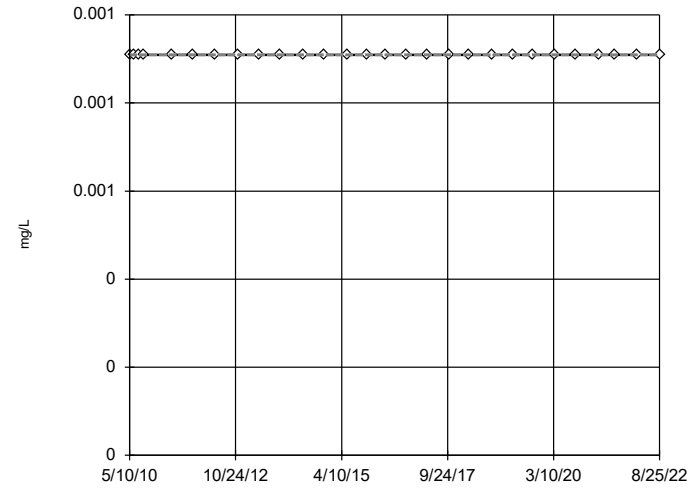


n = 28
 No outliers found. Tukey's method selected by user.
 Data were square root transformed to achieve best W statistic (graph shown in original units).
 The results were invalidated, because the lower and upper quartiles are equal.

Constituent: Silver Analysis Run 5/5/2023 8:58 AM View: Outliers
 Plant Scherer Client: Southern Company Data: Scherer Cell 1-CCR

Tukey's Outlier Screening

GWC-11

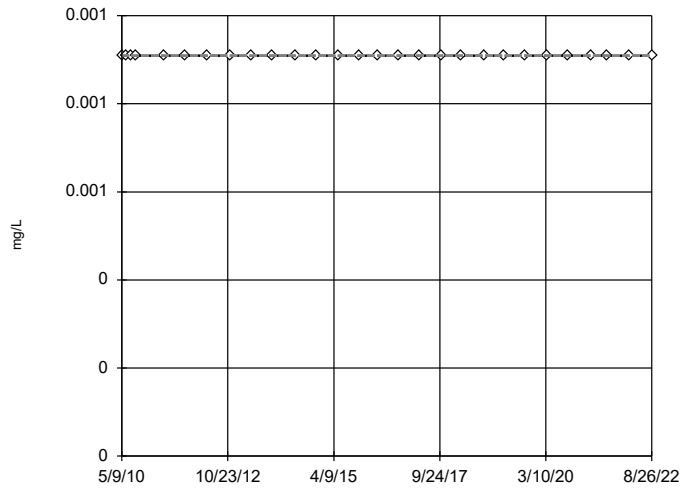


n = 28
 No outliers found. Tukey's method selected by user.
 Data were square root transformed to achieve best W statistic (graph shown in original units).
 The results were invalidated, because the lower and upper quartiles are equal.

Constituent: Silver Analysis Run 5/5/2023 8:58 AM View: Outliers
 Plant Scherer Client: Southern Company Data: Scherer Cell 1-CCR

Tukey's Outlier Screening

GWC-12

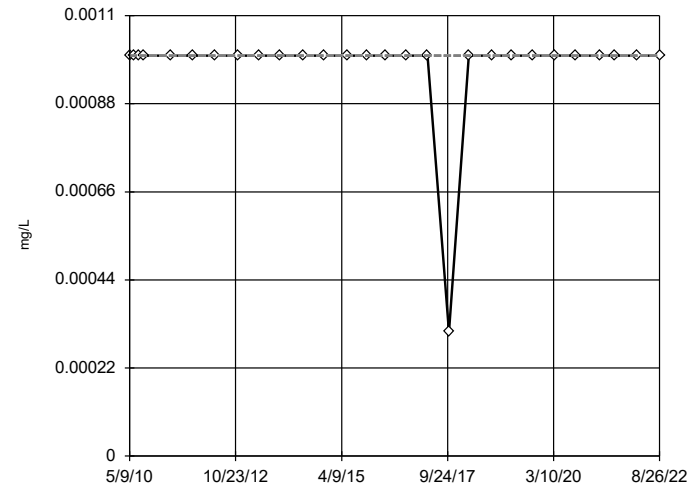


n = 28
 No outliers found. Tukey's method selected by user.
 Data were square root transformed to achieve best W statistic (graph shown in original units).
 The results were invalidated, because the lower and upper quartiles are equal.

Constituent: Silver Analysis Run 5/5/2023 8:58 AM View: Outliers
 Plant Scherer Client: Southern Company Data: Scherer Cell 1-CCR

Tukey's Outlier Screening

GWC-13

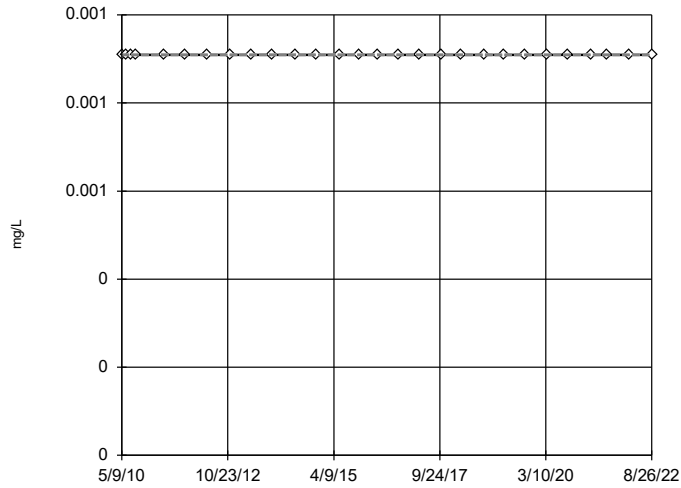


n = 28
 No outliers found. Tukey's method selected by user.
 Data were x^4 transformed to achieve best W statistic (graph shown in original units).
 The results were invalidated, because the lower and upper quartiles are equal.

Constituent: Silver Analysis Run 5/5/2023 8:58 AM View: Outliers
 Plant Scherer Client: Southern Company Data: Scherer Cell 1-CCR

Tukey's Outlier Screening

GWC-14

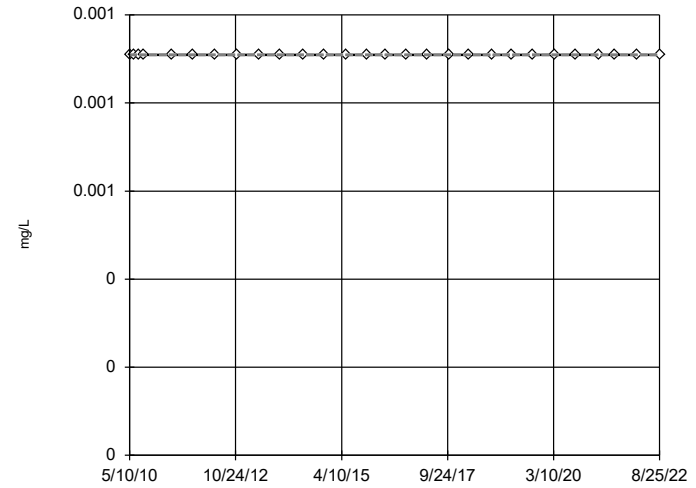


n = 28
 No outliers found. Tukey's method selected by user.
 Data were square root transformed to achieve best W statistic (graph shown in original units).
 The results were invalidated, because the lower and upper quartiles are equal.

Constituent: Silver Analysis Run 5/5/2023 8:58 AM View: Outliers
 Plant Scherer Client: Southern Company Data: Scherer Cell 1-CCR

Tukey's Outlier Screening

GWC-18

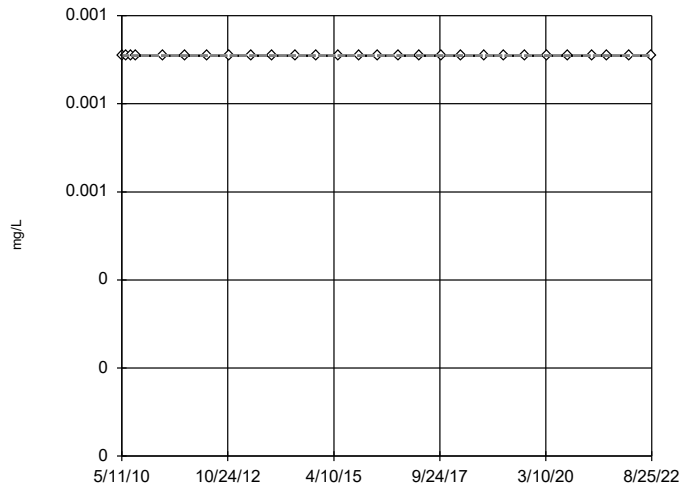


n = 28
 No outliers found. Tukey's method selected by user.
 Data were square root transformed to achieve best W statistic (graph shown in original units).
 The results were invalidated, because the lower and upper quartiles are equal.

Constituent: Silver Analysis Run 5/5/2023 8:58 AM View: Outliers
 Plant Scherer Client: Southern Company Data: Scherer Cell 1-CCR

Tukey's Outlier Screening

GWC-19

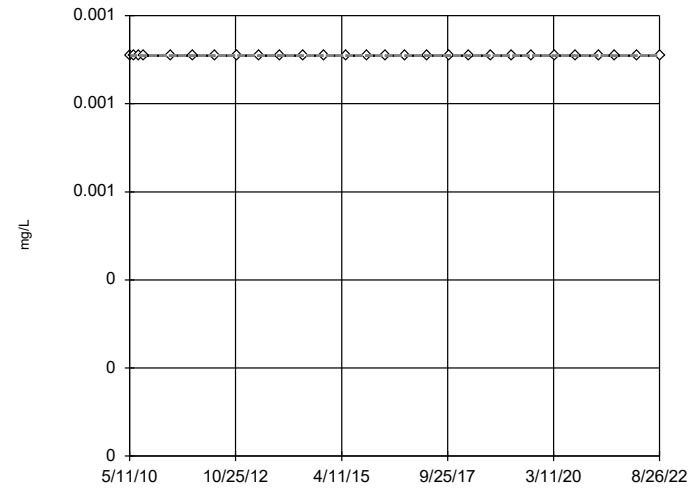


n = 28
 No outliers found. Tukey's method selected by user.
 Data were square root transformed to achieve best W statistic (graph shown in original units).
 The results were invalidated, because the lower and upper quartiles are equal.

Constituent: Silver Analysis Run 5/5/2023 8:58 AM View: Outliers
 Plant Scherer Client: Southern Company Data: Scherer Cell 1-CCR

Tukey's Outlier Screening

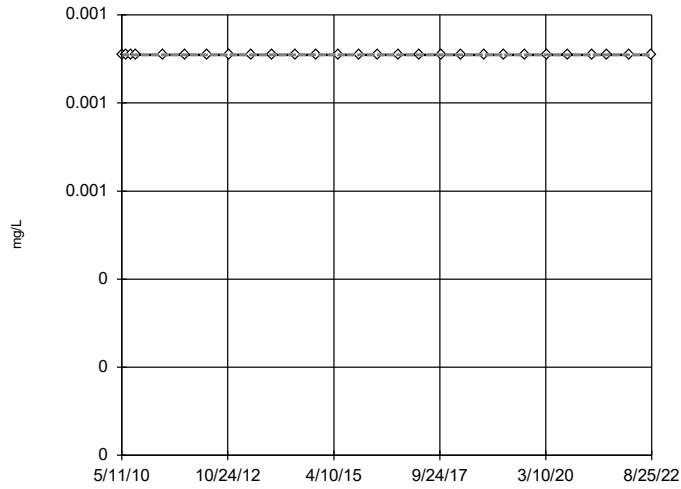
GWC-2



n = 28
 No outliers found. Tukey's method selected by user.
 Data were square root transformed to achieve best W statistic (graph shown in original units).
 The results were invalidated, because the lower and upper quartiles are equal.

Constituent: Silver Analysis Run 5/5/2023 8:58 AM View: Outliers
 Plant Scherer Client: Southern Company Data: Scherer Cell 1-CCR

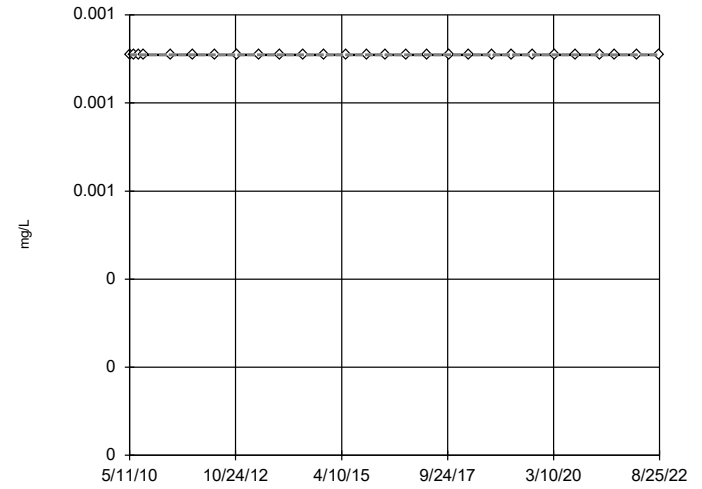
Tukey's Outlier Screening GWC-20



n = 28
 No outliers found.
 Tukey's method selected by user.
 Data were square root transformed to achieve best W statistic (graph shown in original units).
 The results were invalidated, because the lower and upper quartiles are equal.

Constituent: Silver Analysis Run 5/5/2023 8:58 AM View: Outliers
 Plant Scherer Client: Southern Company Data: Scherer Cell 1-CCR

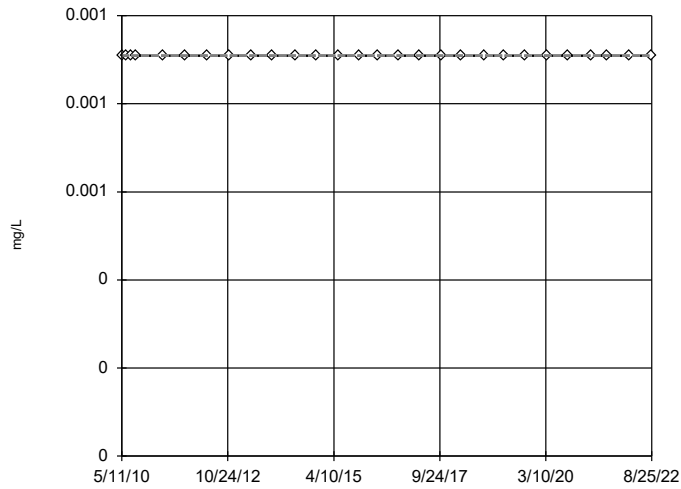
Tukey's Outlier Screening GWC-3



n = 28
 No outliers found.
 Tukey's method selected by user.
 Data were square root transformed to achieve best W statistic (graph shown in original units).
 The results were invalidated, because the lower and upper quartiles are equal.

Constituent: Silver Analysis Run 5/5/2023 8:58 AM View: Outliers
 Plant Scherer Client: Southern Company Data: Scherer Cell 1-CCR

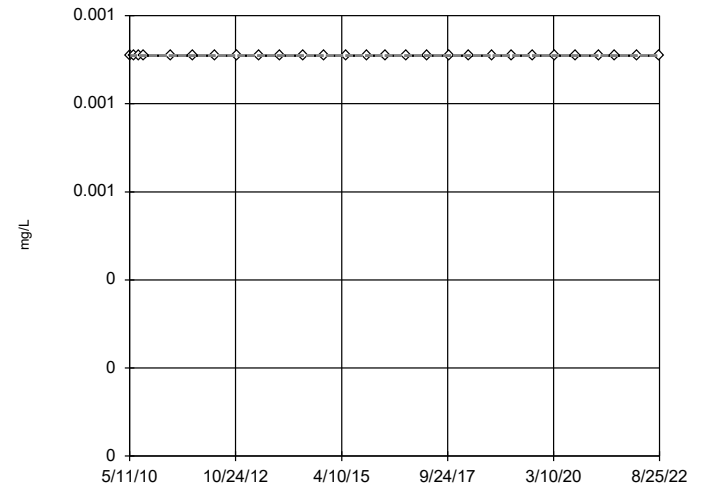
Tukey's Outlier Screening GWC-4



n = 28
 No outliers found.
 Tukey's method selected by user.
 Data were square root transformed to achieve best W statistic (graph shown in original units).
 The results were invalidated, because the lower and upper quartiles are equal.

Constituent: Silver Analysis Run 5/5/2023 8:58 AM View: Outliers
 Plant Scherer Client: Southern Company Data: Scherer Cell 1-CCR

Tukey's Outlier Screening GWC-5

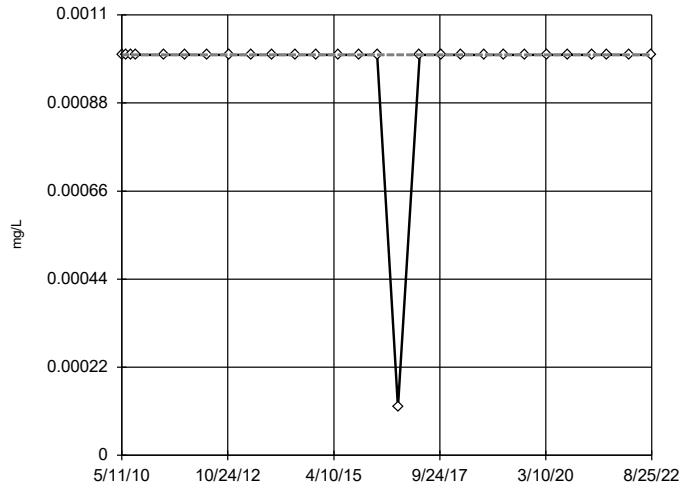


n = 28
 No outliers found.
 Tukey's method selected by user.
 Data were square root transformed to achieve best W statistic (graph shown in original units).
 The results were invalidated, because the lower and upper quartiles are equal.

Constituent: Silver Analysis Run 5/5/2023 8:58 AM View: Outliers
 Plant Scherer Client: Southern Company Data: Scherer Cell 1-CCR

Tukey's Outlier Screening

GWC-6

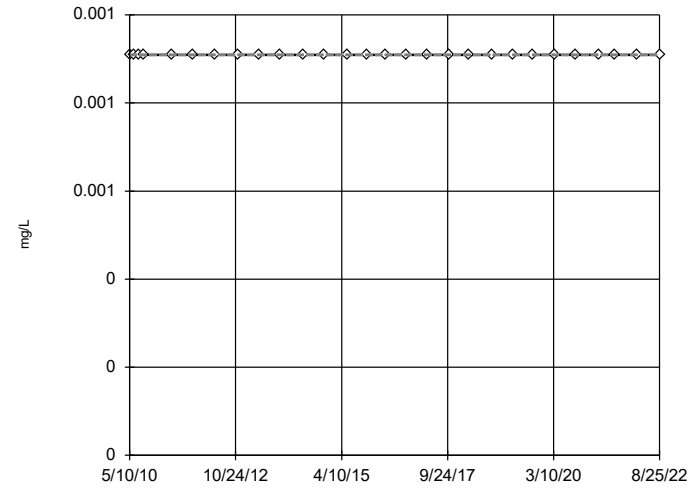


n = 28
 No outliers found. Tukey's method selected by user.
 Data were cube root transformed to achieve best W statistic (graph shown in original units).
 The results were invalidated, because the lower and upper quartiles are equal.

Constituent: Silver Analysis Run 5/5/2023 8:58 AM View: Outliers
 Plant Scherer Client: Southern Company Data: Scherer Cell 1-CCR

Tukey's Outlier Screening

GWC-7

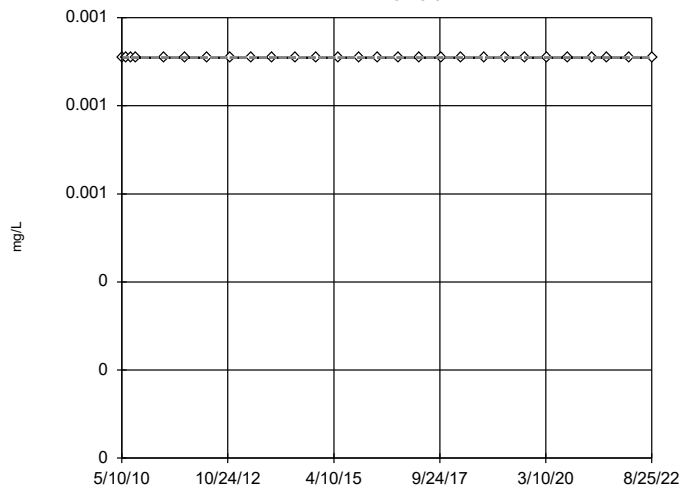


n = 28
 No outliers found. Tukey's method selected by user.
 Data were square root transformed to achieve best W statistic (graph shown in original units).
 The results were invalidated, because the lower and upper quartiles are equal.

Constituent: Silver Analysis Run 5/5/2023 8:58 AM View: Outliers
 Plant Scherer Client: Southern Company Data: Scherer Cell 1-CCR

Tukey's Outlier Screening

GWC-8A

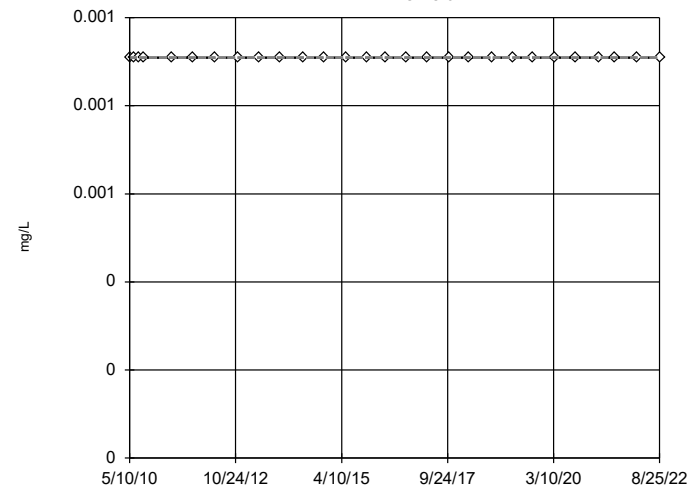


n = 28
 No outliers found. Tukey's method selected by user.
 Data were square root transformed to achieve best W statistic (graph shown in original units).
 The results were invalidated, because the lower and upper quartiles are equal.

Constituent: Silver Analysis Run 5/5/2023 8:58 AM View: Outliers
 Plant Scherer Client: Southern Company Data: Scherer Cell 1-CCR

Tukey's Outlier Screening

GWC-9

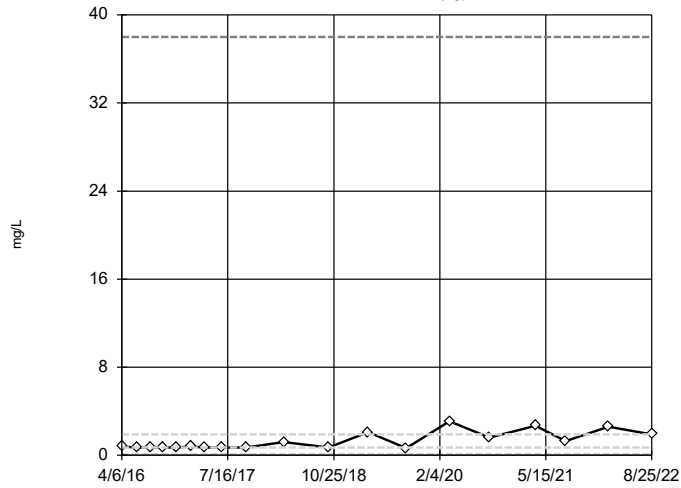


n = 28
 No outliers found. Tukey's method selected by user.
 Data were square root transformed to achieve best W statistic (graph shown in original units).
 The results were invalidated, because the lower and upper quartiles are equal.

Constituent: Silver Analysis Run 5/5/2023 8:58 AM View: Outliers
 Plant Scherer Client: Southern Company Data: Scherer Cell 1-CCR

Tukey's Outlier Screening

GWA-15 (bg)

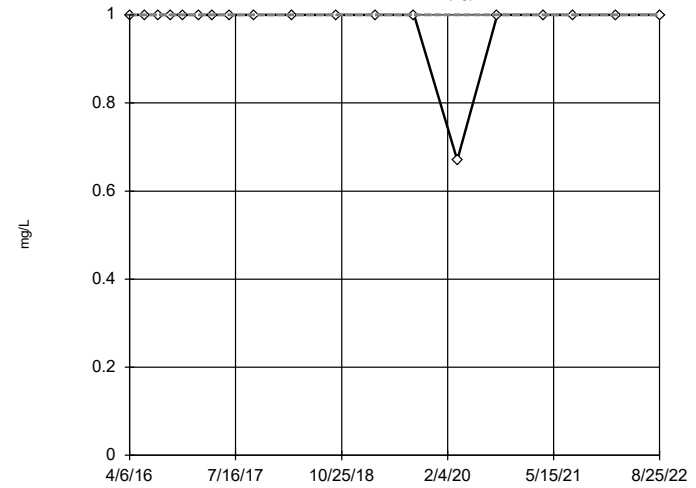


n = 19
 No outliers found.
 Tukey's method selected by user.
 Data were natural log transformed to achieve best W statistic (graph shown in original units).
 High cutoff = 37.99, low cutoff = 0.03501, based on IQR multiplier of 3.

Constituent: Sulfate Analysis Run 5/5/2023 8:58 AM View: Outliers
 Plant Scherer Client: Southern Company Data: Scherer Cell 1-CCR

Tukey's Outlier Screening

GWA-16 (bg)

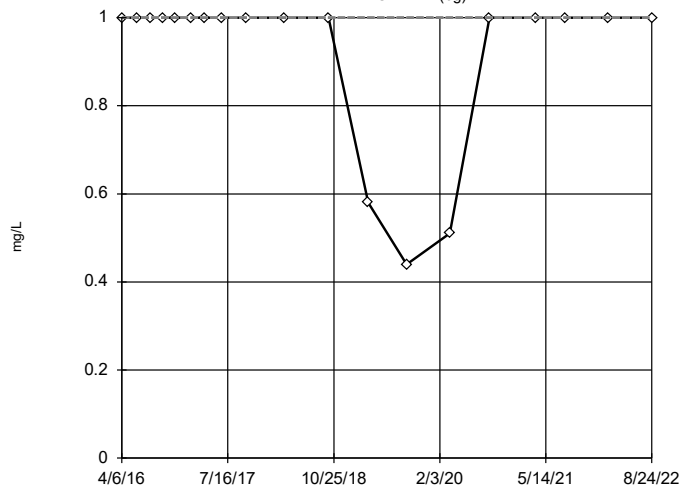


n = 19
 No outliers found.
 Tukey's method selected by user.
 Data were x⁵ transformed to achieve best W statistic (graph shown in original units).
 The results were invalidated, because the lower and upper quartiles are equal.

Constituent: Sulfate Analysis Run 5/5/2023 8:58 AM View: Outliers
 Plant Scherer Client: Southern Company Data: Scherer Cell 1-CCR

Tukey's Outlier Screening

GWA-17 (bg)

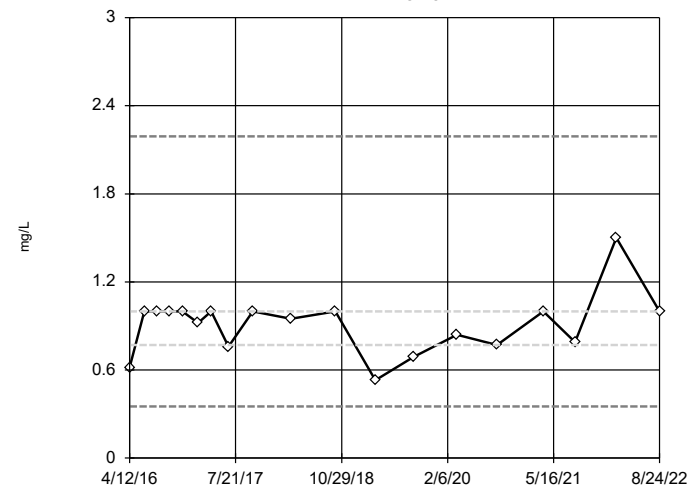


n = 19
 No outliers found.
 Tukey's method selected by user.
 Data were natural log transformed to achieve best W statistic (graph shown in original units).
 The results were invalidated, because the lower and upper quartiles are equal.

Constituent: Sulfate Analysis Run 5/5/2023 8:58 AM View: Outliers
 Plant Scherer Client: Southern Company Data: Scherer Cell 1-CCR

Tukey's Outlier Screening

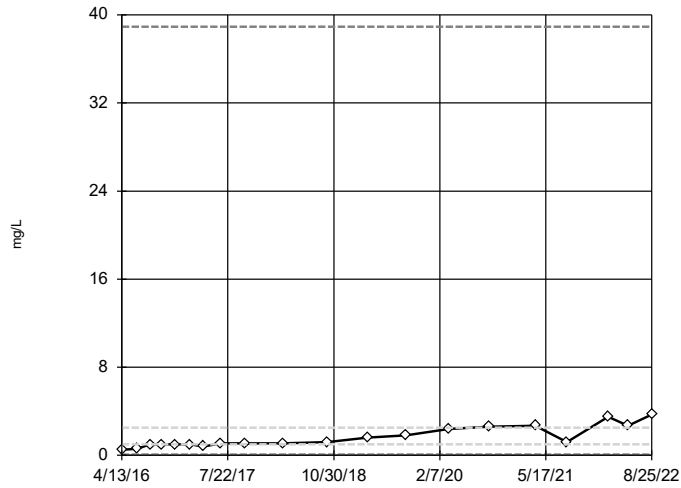
GWC-1



n = 19
 No outliers found.
 Tukey's method selected by user.
 Data were natural log transformed to achieve best W statistic (graph shown in original units).
 High cutoff = 2.19, low cutoff = 0.3515, based on IQR multiplier of 3.

Constituent: Sulfate Analysis Run 5/5/2023 8:58 AM View: Outliers
 Plant Scherer Client: Southern Company Data: Scherer Cell 1-CCR

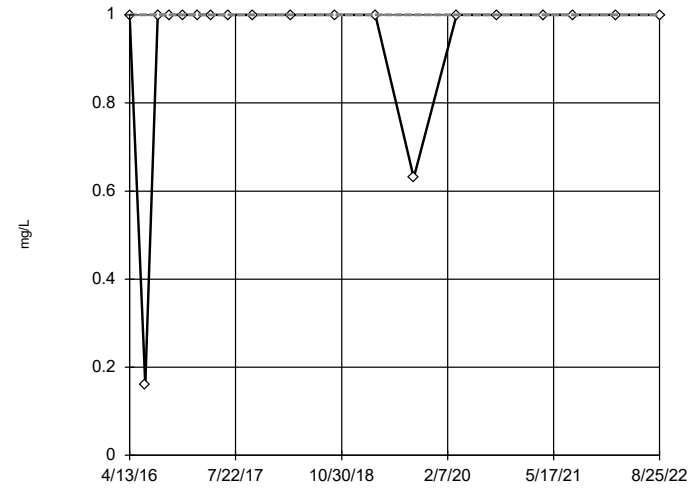
Tukey's Outlier Screening GWC-10



n = 20
 No outliers found.
 Tukey's method selected by user.
 Data were natural log transformed to achieve best W statistic (graph shown in original units).
 High cutoff = 38.94, low cutoff = 0.06415, based on IQR multiplier of 3.

Constituent: Sulfate Analysis Run 5/5/2023 8:58 AM View: Outliers
 Plant Scherer Client: Southern Company Data: Scherer Cell 1-CCR

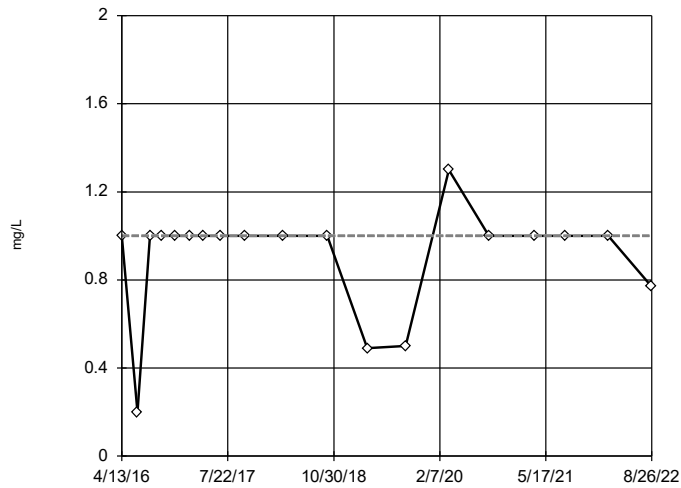
Tukey's Outlier Screening GWC-11



n = 19
 No outliers found.
 Tukey's method selected by user.
 Data were cube transformed to achieve best W statistic (graph shown in original units).
 The results were invalidated, because the lower and upper quartiles are equal.

Constituent: Sulfate Analysis Run 5/5/2023 8:58 AM View: Outliers
 Plant Scherer Client: Southern Company Data: Scherer Cell 1-CCR

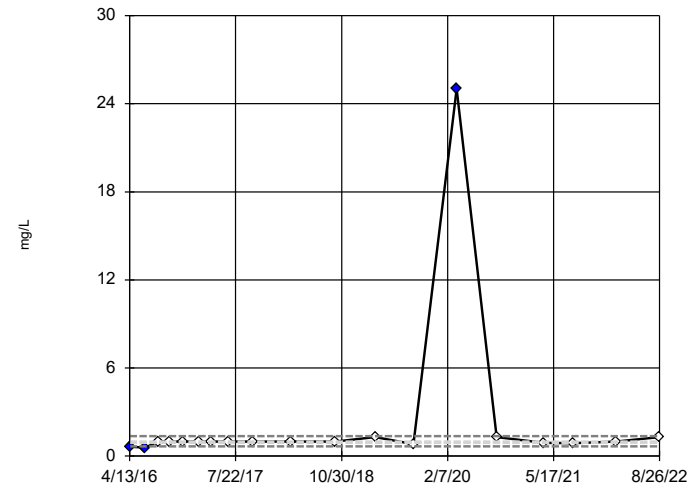
Tukey's Outlier Screening GWC-12



n = 19
 No outliers found.
 Tukey's method selected by user.
 Data were square transformed to achieve best W statistic (graph shown in original units).
 The results were invalidated, because the lower and upper quartiles are equal.

Constituent: Sulfate Analysis Run 5/5/2023 8:58 AM View: Outliers
 Plant Scherer Client: Southern Company Data: Scherer Cell 1-CCR

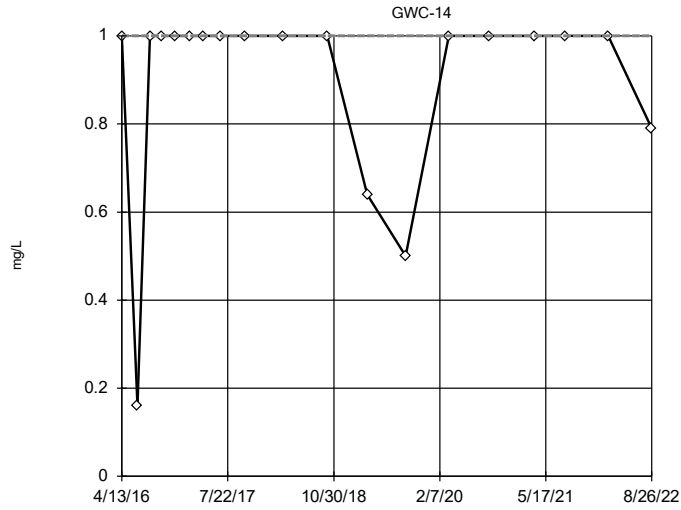
Tukey's Outlier Screening GWC-13



n = 19
 Outliers are drawn as solid.
 Tukey's method selected by user.
 Data were natural log transformed to achieve best W statistic (graph shown in original units).
 High cutoff = 1.372, low cutoff = 0.6561, based on IQR multiplier of 3.

Constituent: Sulfate Analysis Run 5/5/2023 8:58 AM View: Outliers
 Plant Scherer Client: Southern Company Data: Scherer Cell 1-CCR

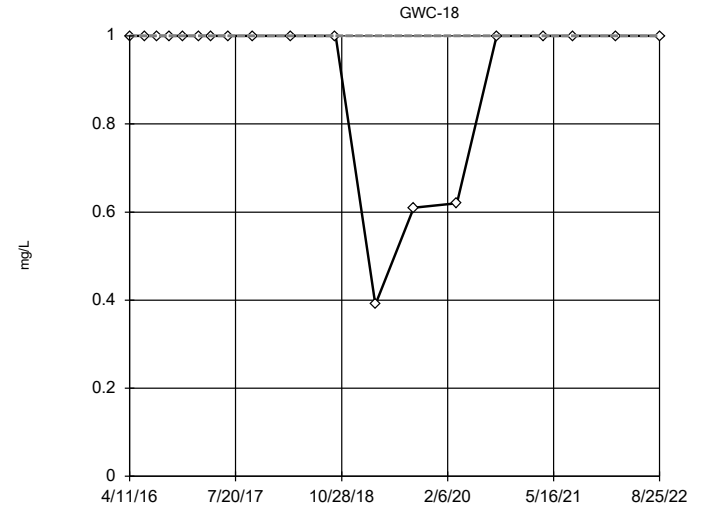
Tukey's Outlier Screening



n = 19
 No outliers found. Tukey's method selected by user.
 Data were square transformed to achieve best W statistic (graph shown in original units).
 The results were invalidated, because the lower and upper quartiles are equal.

Constituent: Sulfate Analysis Run 5/5/2023 8:58 AM View: Outliers
 Plant Scherer Client: Southern Company Data: Scherer Cell 1-CCR

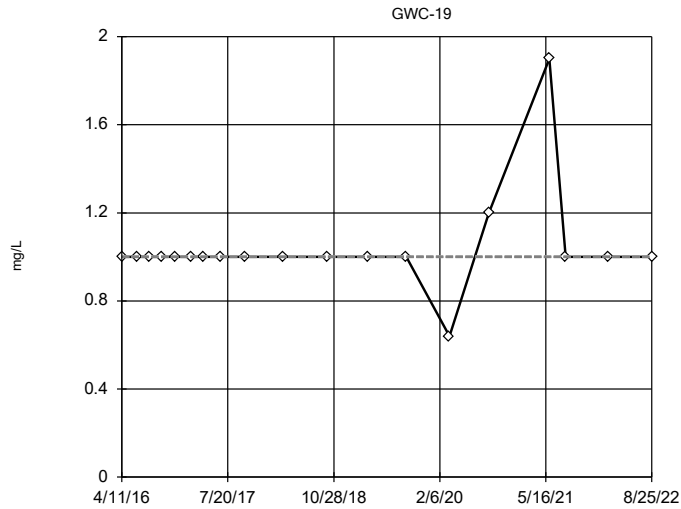
Tukey's Outlier Screening



n = 19
 No outliers found. Tukey's method selected by user.
 Ladder of Powers transformations did not improve normality; analysis run on raw data.
 The results were invalidated, because the lower and upper quartiles are equal.

Constituent: Sulfate Analysis Run 5/5/2023 8:58 AM View: Outliers
 Plant Scherer Client: Southern Company Data: Scherer Cell 1-CCR

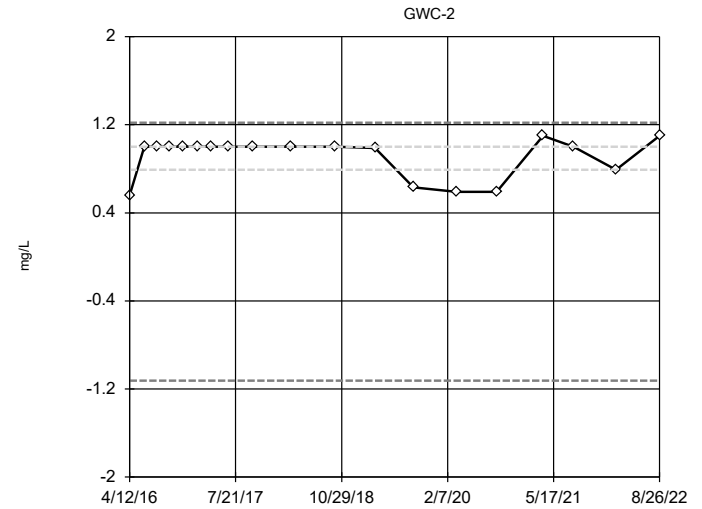
Tukey's Outlier Screening



n = 19
 No outliers found. Tukey's method selected by user.
 Data were natural log transformed to achieve best W statistic (graph shown in original units).
 The results were invalidated, because the lower and upper quartiles are equal.

Constituent: Sulfate Analysis Run 5/5/2023 8:58 AM View: Outliers
 Plant Scherer Client: Southern Company Data: Scherer Cell 1-CCR

Tukey's Outlier Screening

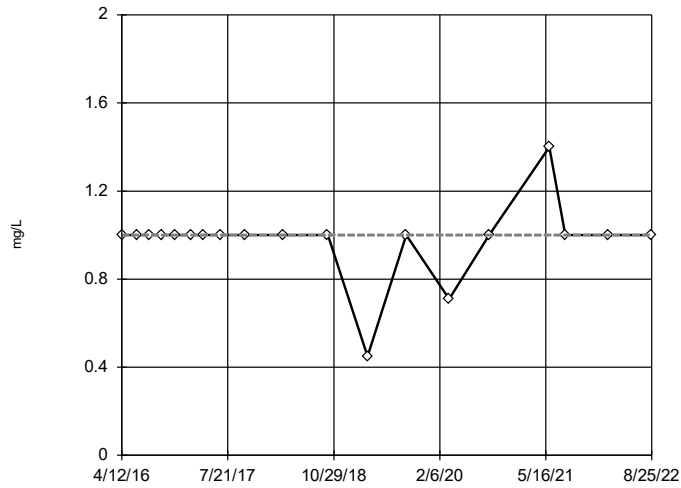


n = 19
 No outliers found. Tukey's method selected by user.
 Data were x^6 transformed to achieve best W statistic (graph shown in original units).
 High cutoff = 1.218, low cutoff = -1.125, based on IQR multiplier of 3.

Constituent: Sulfate Analysis Run 5/5/2023 8:59 AM View: Outliers
 Plant Scherer Client: Southern Company Data: Scherer Cell 1-CCR

Tukey's Outlier Screening

GWC-20

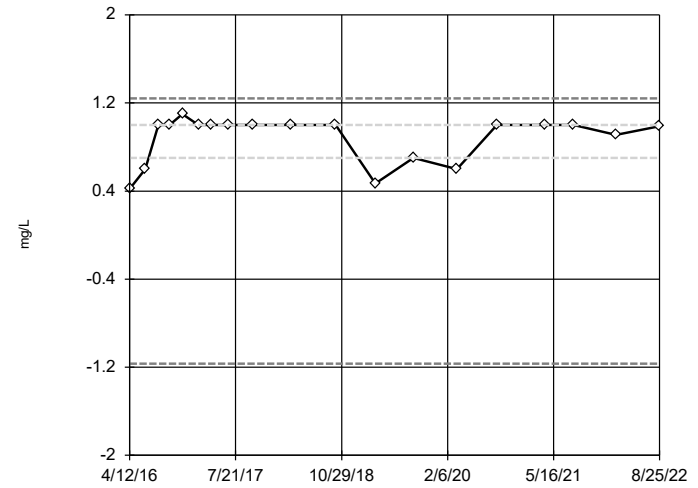


n = 19
 No outliers found.
 Tukey's method selected by user.
 Ladder of Powers transformations did not improve normality; analysis run on raw data.
 The results were invalidated, because the lower and upper quartiles are equal.

Constituent: Sulfate Analysis Run 5/5/2023 8:59 AM View: Outliers
 Plant Scherer Client: Southern Company Data: Scherer Cell 1-CCR

Tukey's Outlier Screening

GWC-3

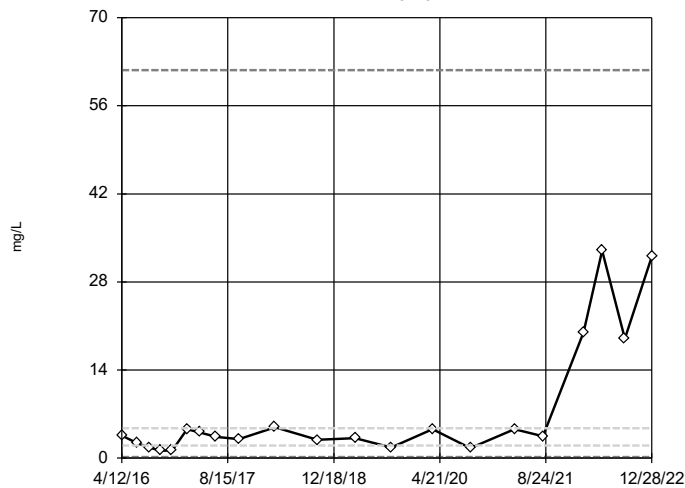


n = 19
 No outliers found.
 Tukey's method selected by user.
 Data were x^6 transformed to achieve best W statistic (graph shown in original units).
 High cutoff = 1.241, low cutoff = -1.167, based on IQR multiplier of 3.

Constituent: Sulfate Analysis Run 5/5/2023 8:59 AM View: Outliers
 Plant Scherer Client: Southern Company Data: Scherer Cell 1-CCR

Tukey's Outlier Screening

GWC-4

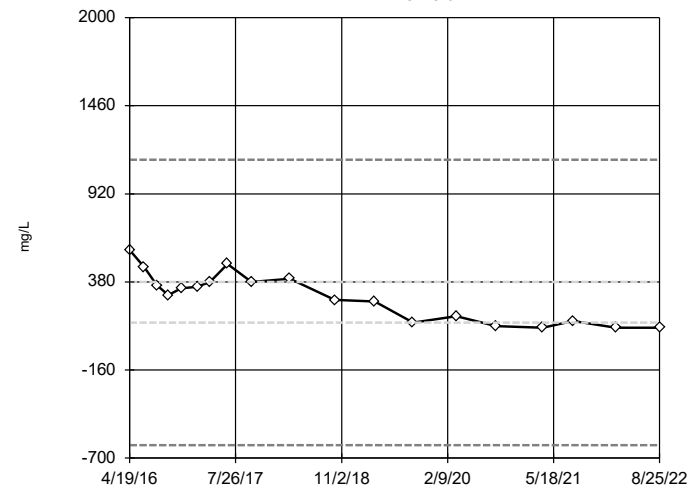


n = 21
 No outliers found.
 Tukey's method selected by user.
 Data were natural log transformed to achieve best W statistic (graph shown in original units).
 High cutoff = 61.65, low cutoff = 0.1556, based on IQR multiplier of 3.

Constituent: Sulfate Analysis Run 5/5/2023 8:59 AM View: Outliers
 Plant Scherer Client: Southern Company Data: Scherer Cell 1-CCR

Tukey's Outlier Screening

GWC-5

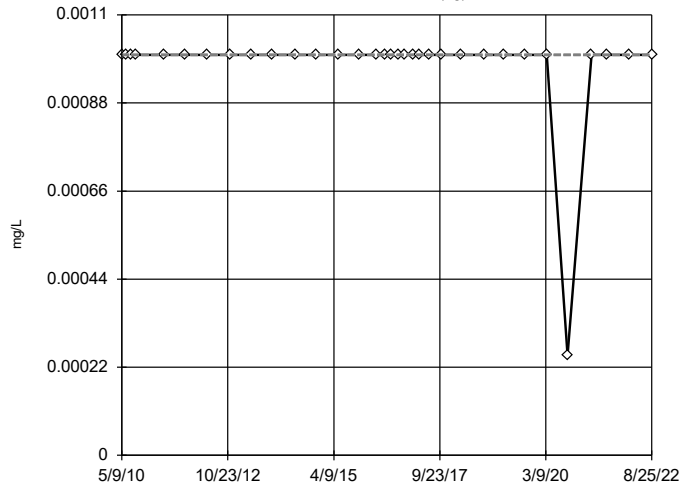


n = 19
 No outliers found.
 Tukey's method selected by user.
 Ladder of Powers transformations did not improve normality; analysis run on raw data.
 High cutoff = 1130, low cutoff = -620, based on IQR multiplier of 3.

Constituent: Sulfate Analysis Run 5/5/2023 8:59 AM View: Outliers
 Plant Scherer Client: Southern Company Data: Scherer Cell 1-CCR

Tukey's Outlier Screening

GWA-15 (bg)

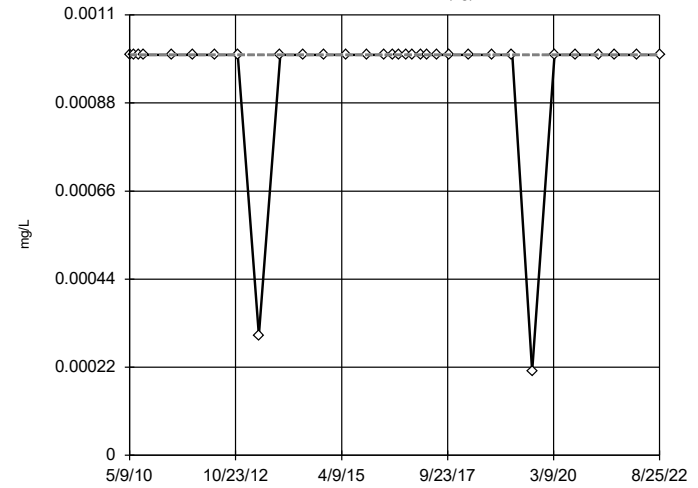


n = 33
 No outliers found. Tukey's method selected by user.
 Data were cube root transformed to achieve best W statistic (graph shown in original units).
 The results were invalidated, because the lower and upper quartiles are equal.

Constituent: Thallium, Total Analysis Run 5/5/2023 8:59 AM View: Outliers
 Plant Scherer Client: Southern Company Data: Scherer Cell 1-CCR

Tukey's Outlier Screening

GWA-16 (bg)

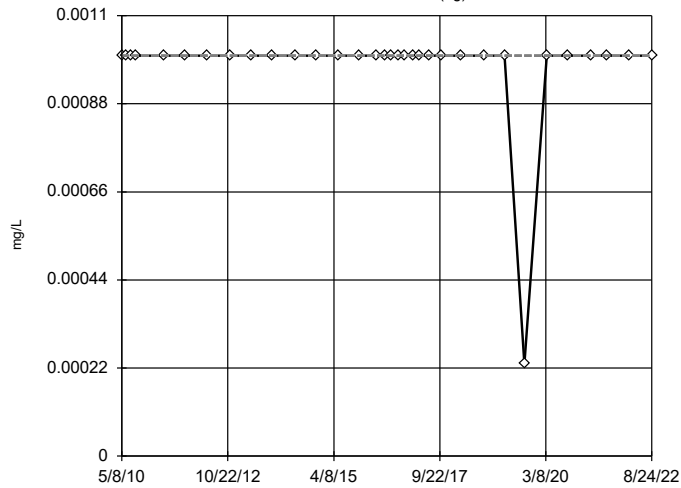


n = 33
 No outliers found. Tukey's method selected by user.
 Data were natural log transformed to achieve best W statistic (graph shown in original units).
 The results were invalidated, because the lower and upper quartiles are equal.

Constituent: Thallium, Total Analysis Run 5/5/2023 8:59 AM View: Outliers
 Plant Scherer Client: Southern Company Data: Scherer Cell 1-CCR

Tukey's Outlier Screening

GWA-17 (bg)

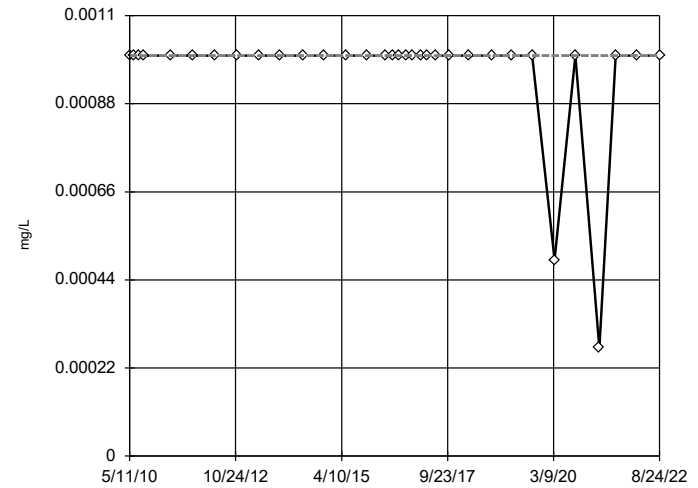


n = 33
 No outliers found. Tukey's method selected by user.
 Data were x^6 transformed to achieve best W statistic (graph shown in original units).
 The results were invalidated, because the lower and upper quartiles are equal.

Constituent: Thallium, Total Analysis Run 5/5/2023 8:59 AM View: Outliers
 Plant Scherer Client: Southern Company Data: Scherer Cell 1-CCR

Tukey's Outlier Screening

GWC-1

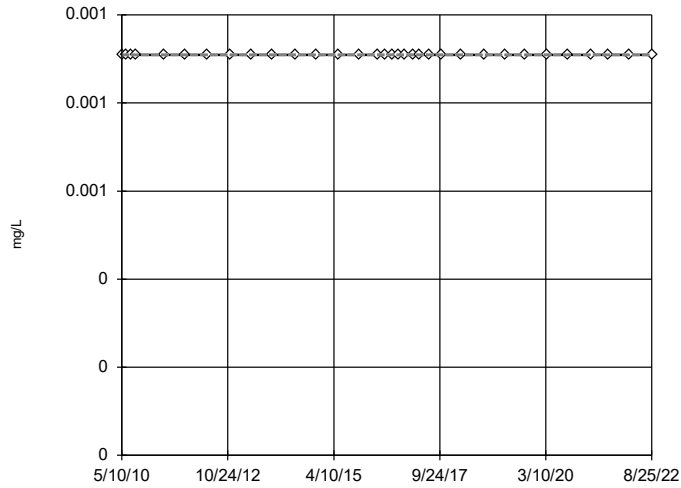


n = 33
 No outliers found. Tukey's method selected by user.
 Ladder of Powers transformations did not improve normality; analysis run on raw data.
 The results were invalidated, because the lower and upper quartiles are equal.

Constituent: Thallium, Total Analysis Run 5/5/2023 8:59 AM View: Outliers
 Plant Scherer Client: Southern Company Data: Scherer Cell 1-CCR

Tukey's Outlier Screening

GWC-10

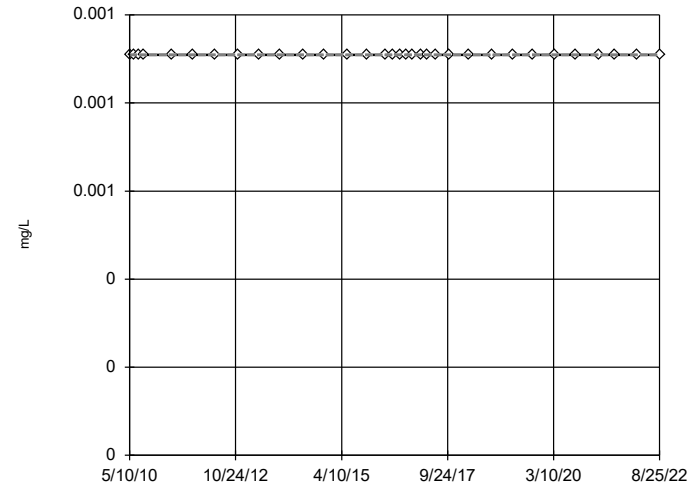


n = 33
 No outliers found. Tukey's method selected by user.
 Data were square root transformed to achieve best W statistic (graph shown in original units).
 The results were invalidated, because the lower and upper quartiles are equal.

Constituent: Thallium, Total Analysis Run 5/5/2023 8:59 AM View: Outliers
 Plant Scherer Client: Southern Company Data: Scherer Cell 1-CCR

Tukey's Outlier Screening

GWC-11

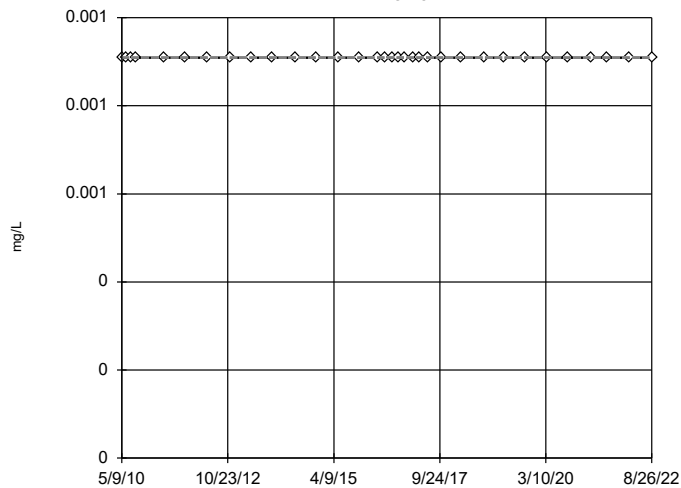


n = 33
 No outliers found. Tukey's method selected by user.
 Data were square root transformed to achieve best W statistic (graph shown in original units).
 The results were invalidated, because the lower and upper quartiles are equal.

Constituent: Thallium, Total Analysis Run 5/5/2023 8:59 AM View: Outliers
 Plant Scherer Client: Southern Company Data: Scherer Cell 1-CCR

Tukey's Outlier Screening

GWC-12

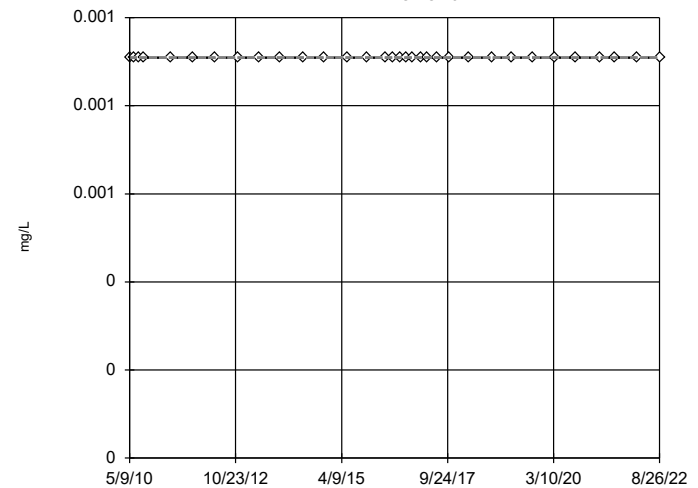


n = 33
 No outliers found. Tukey's method selected by user.
 Data were square root transformed to achieve best W statistic (graph shown in original units).
 The results were invalidated, because the lower and upper quartiles are equal.

Constituent: Thallium, Total Analysis Run 5/5/2023 8:59 AM View: Outliers
 Plant Scherer Client: Southern Company Data: Scherer Cell 1-CCR

Tukey's Outlier Screening

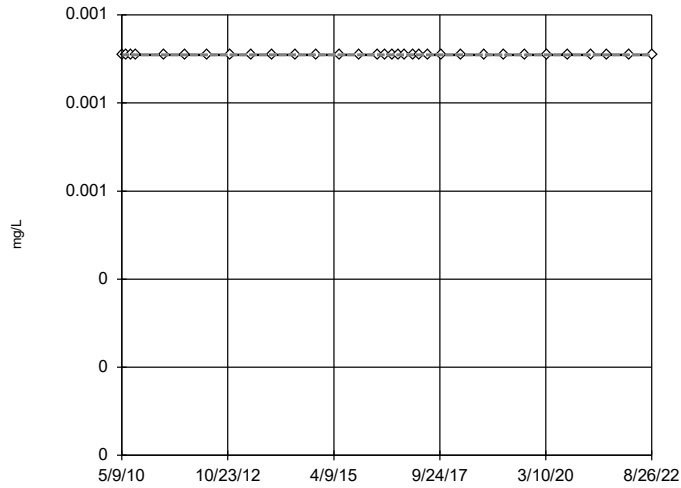
GWC-13



n = 33
 No outliers found. Tukey's method selected by user.
 Data were square root transformed to achieve best W statistic (graph shown in original units).
 The results were invalidated, because the lower and upper quartiles are equal.

Constituent: Thallium, Total Analysis Run 5/5/2023 8:59 AM View: Outliers
 Plant Scherer Client: Southern Company Data: Scherer Cell 1-CCR

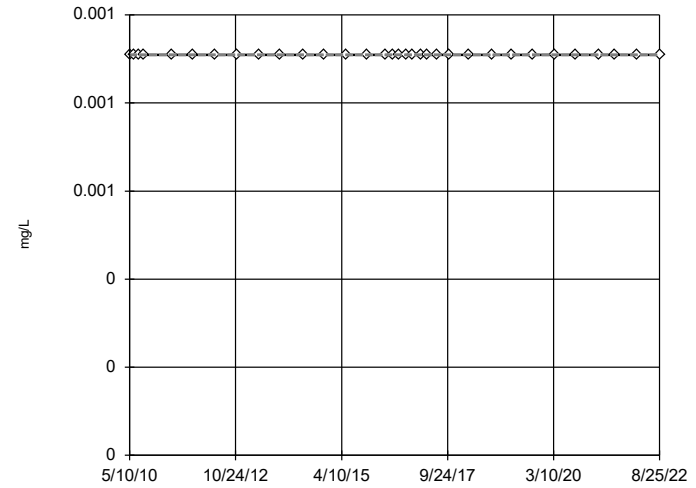
Tukey's Outlier Screening GWC-14



n = 33
 No outliers found.
 Tukey's method selected by user.
 Data were square root transformed to achieve best W statistic (graph shown in original units).
 The results were invalidated, because the lower and upper quartiles are equal.

Constituent: Thallium, Total Analysis Run 5/5/2023 8:59 AM View: Outliers
 Plant Scherer Client: Southern Company Data: Scherer Cell 1-CCR

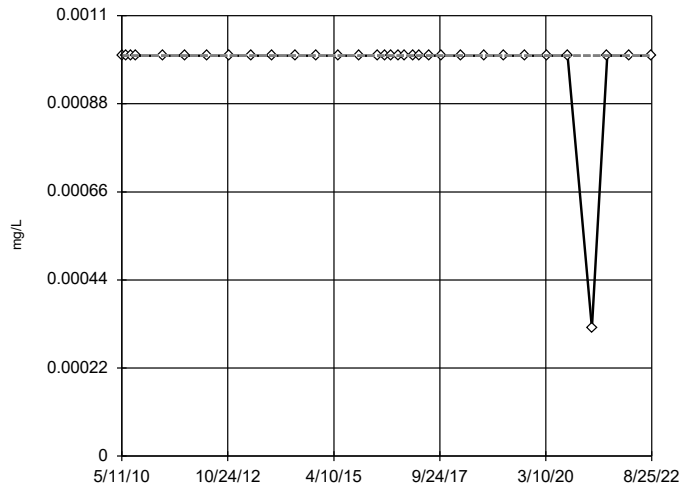
Tukey's Outlier Screening GWC-18



n = 33
 No outliers found.
 Tukey's method selected by user.
 Data were square root transformed to achieve best W statistic (graph shown in original units).
 The results were invalidated, because the lower and upper quartiles are equal.

Constituent: Thallium, Total Analysis Run 5/5/2023 8:59 AM View: Outliers
 Plant Scherer Client: Southern Company Data: Scherer Cell 1-CCR

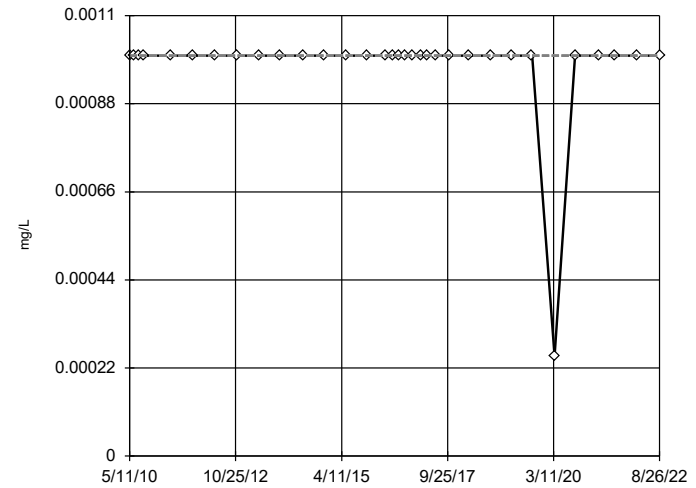
Tukey's Outlier Screening GWC-19



n = 33
 No outliers found.
 Tukey's method selected by user.
 Data were x^4 transformed to achieve best W statistic (graph shown in original units).
 The results were invalidated, because the lower and upper quartiles are equal.

Constituent: Thallium, Total Analysis Run 5/5/2023 8:59 AM View: Outliers
 Plant Scherer Client: Southern Company Data: Scherer Cell 1-CCR

Tukey's Outlier Screening GWC-2

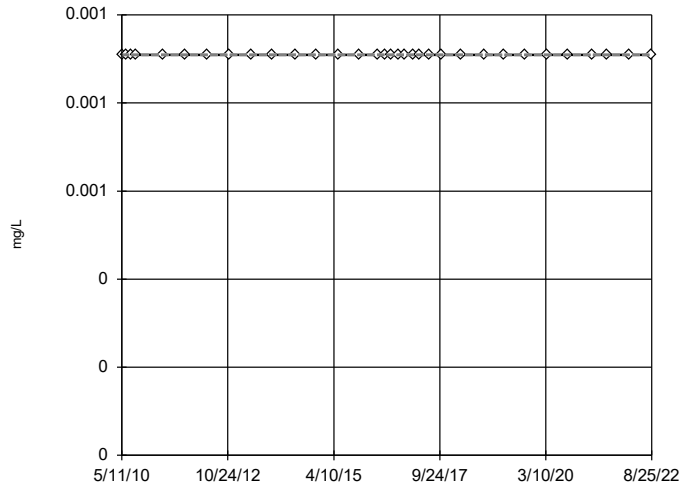


n = 33
 No outliers found.
 Tukey's method selected by user.
 Data were cube root transformed to achieve best W statistic (graph shown in original units).
 The results were invalidated, because the lower and upper quartiles are equal.

Constituent: Thallium, Total Analysis Run 5/5/2023 8:59 AM View: Outliers
 Plant Scherer Client: Southern Company Data: Scherer Cell 1-CCR

Tukey's Outlier Screening

GWC-20

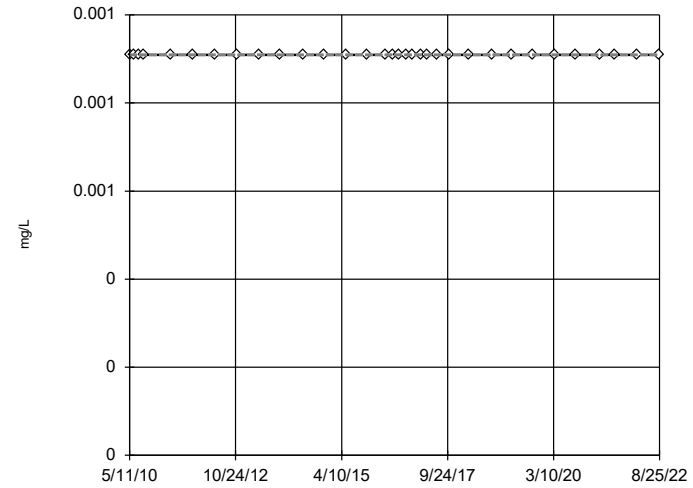


n = 33
 No outliers found.
 Tukey's method selected by user.
 Data were square root transformed to achieve best W statistic (graph shown in original units).
 The results were invalidated, because the lower and upper quartiles are equal.

Constituent: Thallium, Total Analysis Run 5/5/2023 8:59 AM View: Outliers
 Plant Scherer Client: Southern Company Data: Scherer Cell 1-CCR

Tukey's Outlier Screening

GWC-3

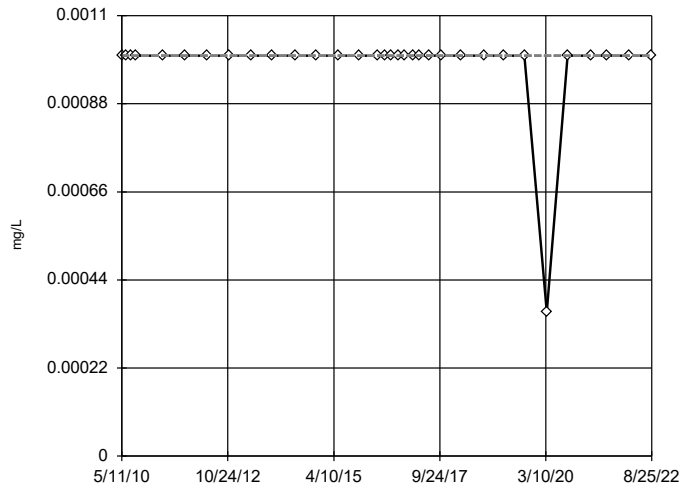


n = 33
 No outliers found.
 Tukey's method selected by user.
 Data were square root transformed to achieve best W statistic (graph shown in original units).
 The results were invalidated, because the lower and upper quartiles are equal.

Constituent: Thallium, Total Analysis Run 5/5/2023 8:59 AM View: Outliers
 Plant Scherer Client: Southern Company Data: Scherer Cell 1-CCR

Tukey's Outlier Screening

GWC-4

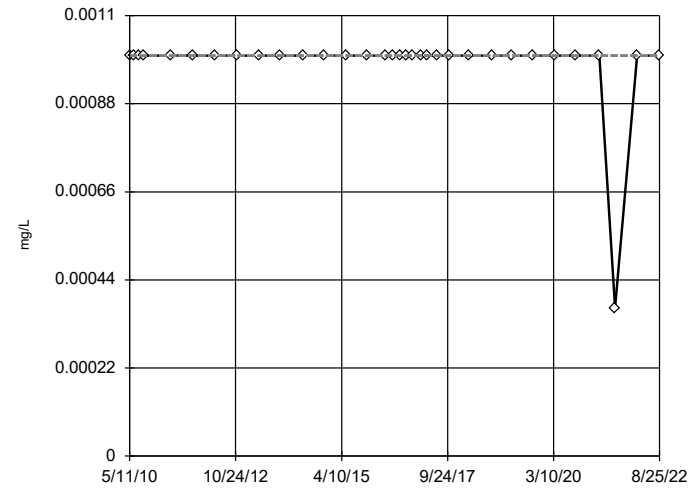


n = 33
 No outliers found.
 Tukey's method selected by user.
 Data were x⁴ transformed to achieve best W statistic (graph shown in original units).
 The results were invalidated, because the lower and upper quartiles are equal.

Constituent: Thallium, Total Analysis Run 5/5/2023 8:59 AM View: Outliers
 Plant Scherer Client: Southern Company Data: Scherer Cell 1-CCR

Tukey's Outlier Screening

GWC-5

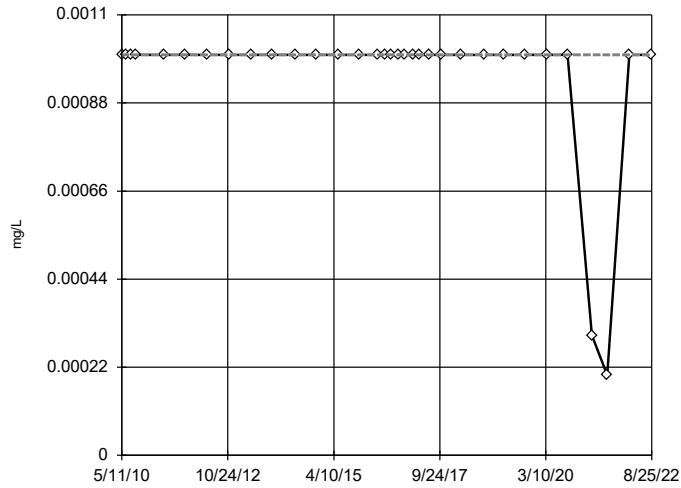


n = 33
 No outliers found.
 Tukey's method selected by user.
 Data were x⁵ transformed to achieve best W statistic (graph shown in original units).
 The results were invalidated, because the lower and upper quartiles are equal.

Constituent: Thallium, Total Analysis Run 5/5/2023 8:59 AM View: Outliers
 Plant Scherer Client: Southern Company Data: Scherer Cell 1-CCR

Tukey's Outlier Screening

GWC-6

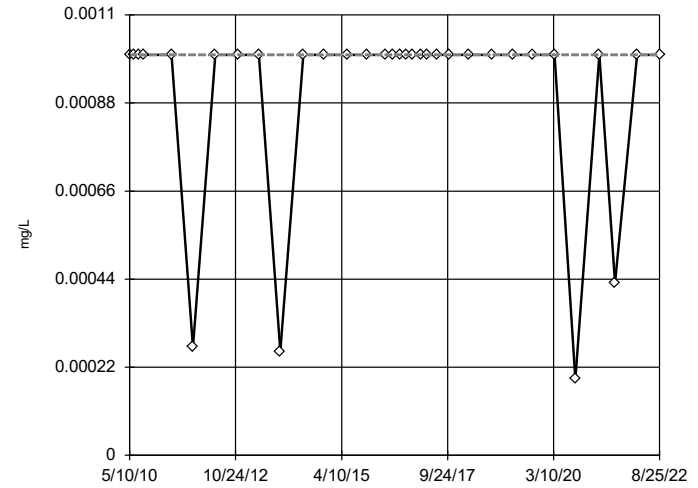


n = 33
 No outliers found. Tukey's method selected by user.
 Data were natural log transformed to achieve best W statistic (graph shown in original units).
 The results were invalidated, because the lower and upper quartiles are equal.

Constituent: Thallium, Total Analysis Run 5/5/2023 8:59 AM View: Outliers
 Plant Scherer Client: Southern Company Data: Scherer Cell 1-CCR

Tukey's Outlier Screening

GWC-7

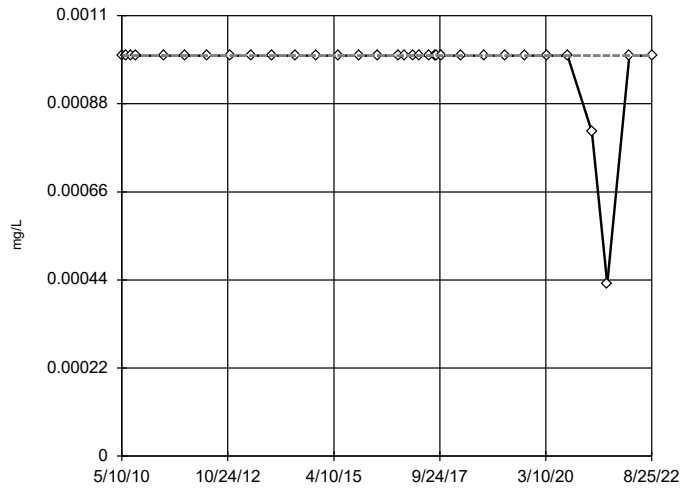


n = 33
 No outliers found. Tukey's method selected by user.
 Data were natural log transformed to achieve best W statistic (graph shown in original units).
 The results were invalidated, because the lower and upper quartiles are equal.

Constituent: Thallium, Total Analysis Run 5/5/2023 8:59 AM View: Outliers
 Plant Scherer Client: Southern Company Data: Scherer Cell 1-CCR

Tukey's Outlier Screening

GWC-8A

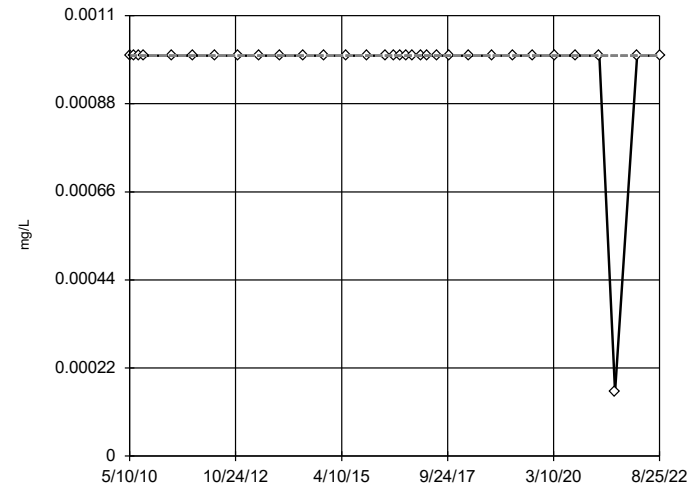


n = 33
 No outliers found. Tukey's method selected by user.
 Data were x*6 transformed to achieve best W statistic (graph shown in original units).
 The results were invalidated, because the lower and upper quartiles are equal.

Constituent: Thallium, Total Analysis Run 5/5/2023 8:59 AM View: Outliers
 Plant Scherer Client: Southern Company Data: Scherer Cell 1-CCR

Tukey's Outlier Screening

GWC-9

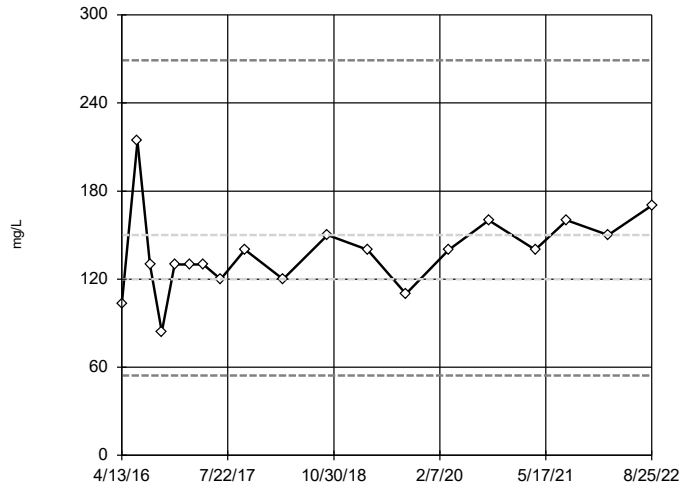


n = 33
 No outliers found. Tukey's method selected by user.
 Data were x*4 transformed to achieve best W statistic (graph shown in original units).
 The results were invalidated, because the lower and upper quartiles are equal.

Constituent: Thallium, Total Analysis Run 5/5/2023 8:59 AM View: Outliers
 Plant Scherer Client: Southern Company Data: Scherer Cell 1-CCR

Tukey's Outlier Screening

GWC-10

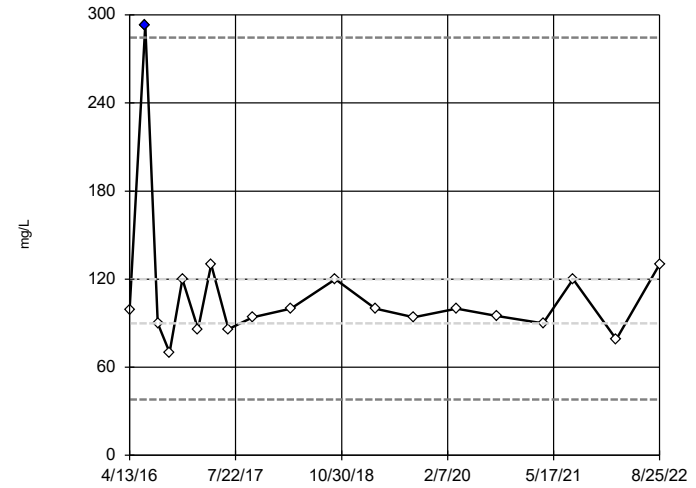


n = 19
 No outliers found.
 Tukey's method selected by user.
 Data were cube root transformed to achieve best W statistic (graph shown in original units).
 High cutoff = 269.1, low cutoff = 54.43, based on IQR multiplier of 3.

Constituent: Total Dissolved Solids Analysis Run 5/5/2023 8:59 AM View: Outliers
 Plant Scherer Client: Southern Company Data: Scherer Cell 1-CCR

Tukey's Outlier Screening

GWC-11

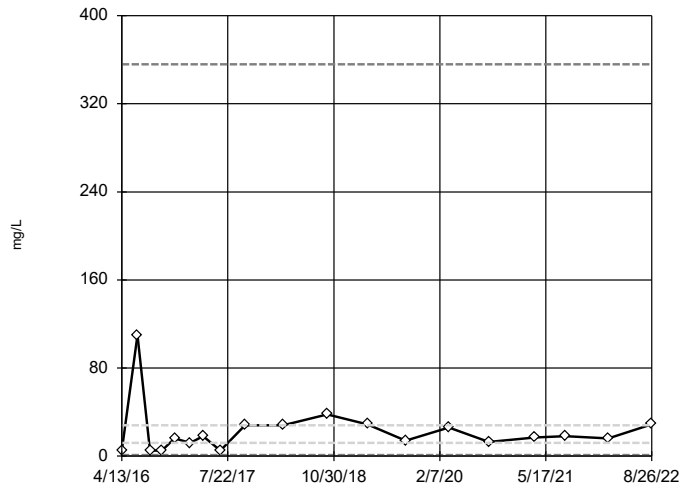


n = 19
 Outlier is drawn as solid.
 Tukey's method selected by user.
 Data were natural log transformed to achieve best W statistic (graph shown in original units).
 High cutoff = 284.4, low cutoff = 37.97, based on IQR multiplier of 3.

Constituent: Total Dissolved Solids Analysis Run 5/5/2023 8:59 AM View: Outliers
 Plant Scherer Client: Southern Company Data: Scherer Cell 1-CCR

Tukey's Outlier Screening

GWC-12

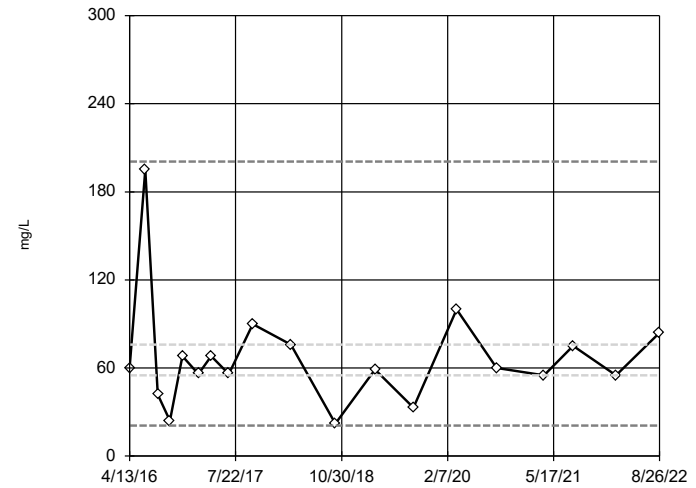


n = 19
 No outliers found.
 Tukey's method selected by user.
 Data were natural log transformed to achieve best W statistic (graph shown in original units).
 High cutoff = 355.7, low cutoff = 0.9446, based on IQR multiplier of 3.

Constituent: Total Dissolved Solids Analysis Run 5/5/2023 8:59 AM View: Outliers
 Plant Scherer Client: Southern Company Data: Scherer Cell 1-CCR

Tukey's Outlier Screening

GWC-13

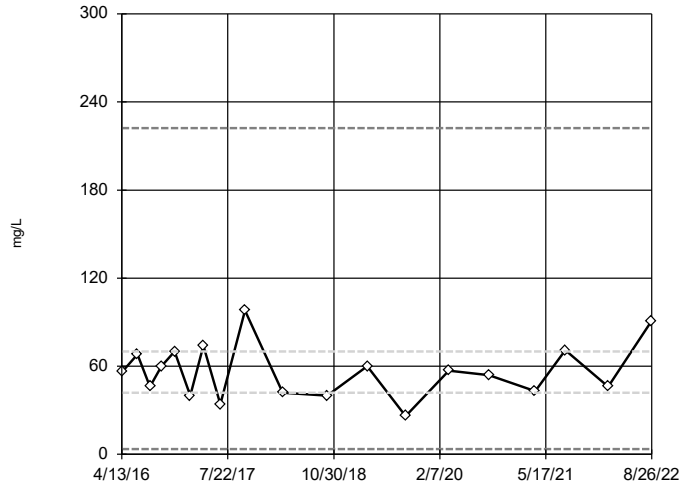


n = 19
 No outliers found.
 Tukey's method selected by user.
 Data were natural log transformed to achieve best W statistic (graph shown in original units).
 High cutoff = 200.5, low cutoff = 20.85, based on IQR multiplier of 3.

Constituent: Total Dissolved Solids Analysis Run 5/5/2023 8:59 AM View: Outliers
 Plant Scherer Client: Southern Company Data: Scherer Cell 1-CCR

Tukey's Outlier Screening

GWC-14

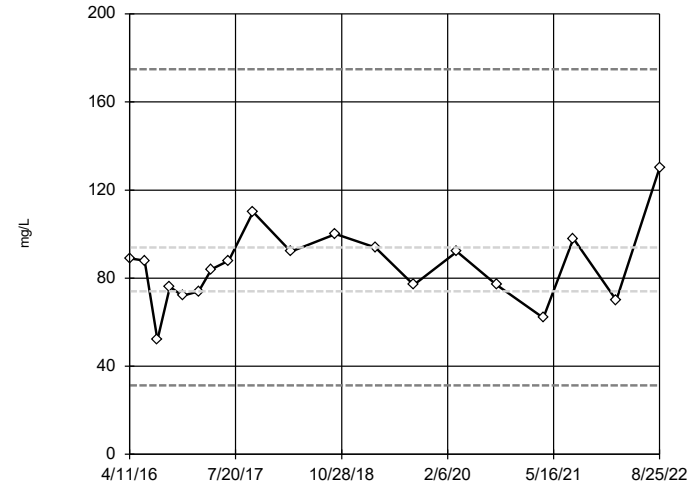


n = 19
 No outliers found.
 Tukey's method selected by user.
 Data were cube root transformed to achieve best W statistic (graph shown in original units).
 High cutoff = 222.2, low cutoff = 3.654, based on IQR multiplier of 3.

Constituent: Total Dissolved Solids Analysis Run 5/5/2023 8:59 AM View: Outliers
 Plant Scherer Client: Southern Company Data: Scherer Cell 1-CCR

Tukey's Outlier Screening

GWC-18

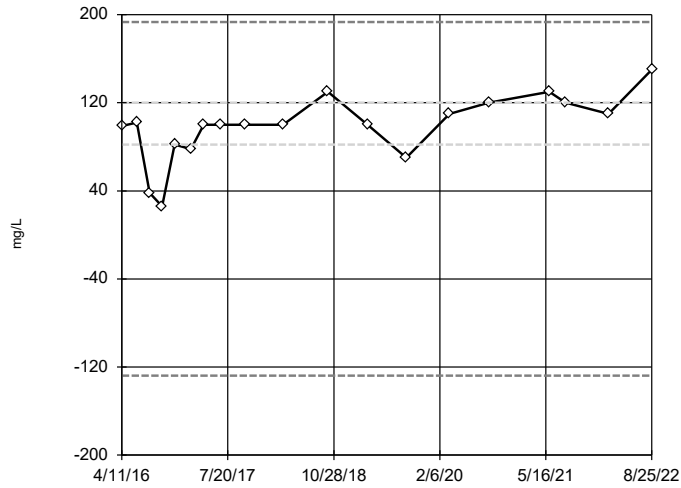


n = 19
 No outliers found.
 Tukey's method selected by user.
 Data were cube root transformed to achieve best W statistic (graph shown in original units).
 High cutoff = 174.9, low cutoff = 31.34, based on IQR multiplier of 3.

Constituent: Total Dissolved Solids Analysis Run 5/5/2023 8:59 AM View: Outliers
 Plant Scherer Client: Southern Company Data: Scherer Cell 1-CCR

Tukey's Outlier Screening

GWC-19

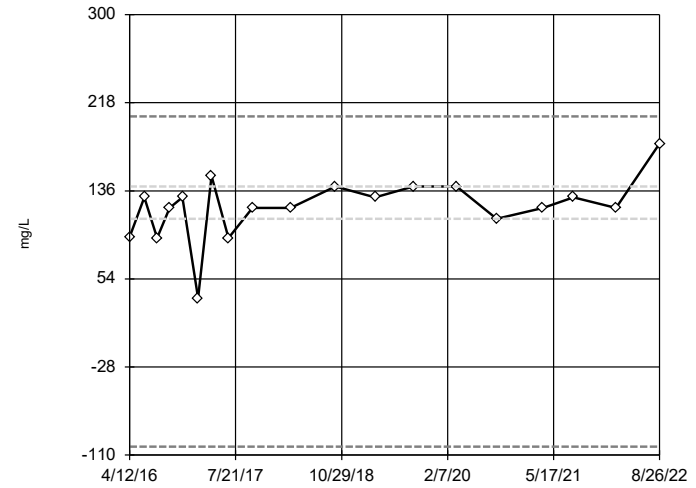


n = 19
 No outliers found.
 Tukey's method selected by user.
 Data were square transformed to achieve best W statistic (graph shown in original units).
 High cutoff = 193.5, low cutoff = -127.7, based on IQR multiplier of 3.

Constituent: Total Dissolved Solids Analysis Run 5/5/2023 8:59 AM View: Outliers
 Plant Scherer Client: Southern Company Data: Scherer Cell 1-CCR

Tukey's Outlier Screening

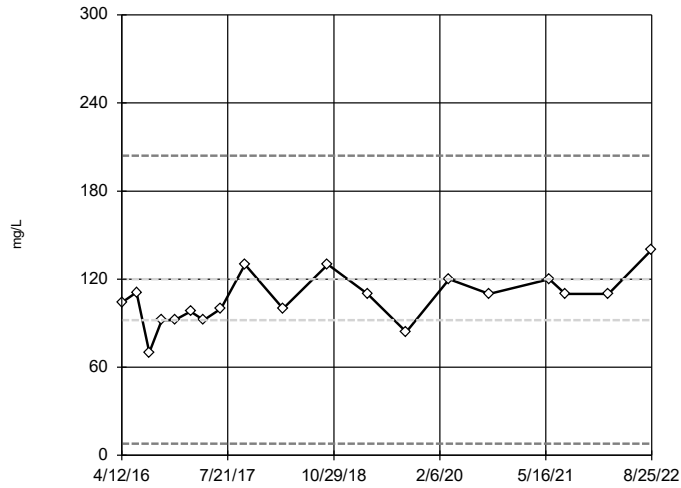
GWC-2



n = 19
 No outliers found.
 Tukey's method selected by user.
 Data were square transformed to achieve best W statistic (graph shown in original units).
 High cutoff = 205.2, low cutoff = -102, based on IQR multiplier of 3.

Constituent: Total Dissolved Solids Analysis Run 5/5/2023 8:59 AM View: Outliers
 Plant Scherer Client: Southern Company Data: Scherer Cell 1-CCR

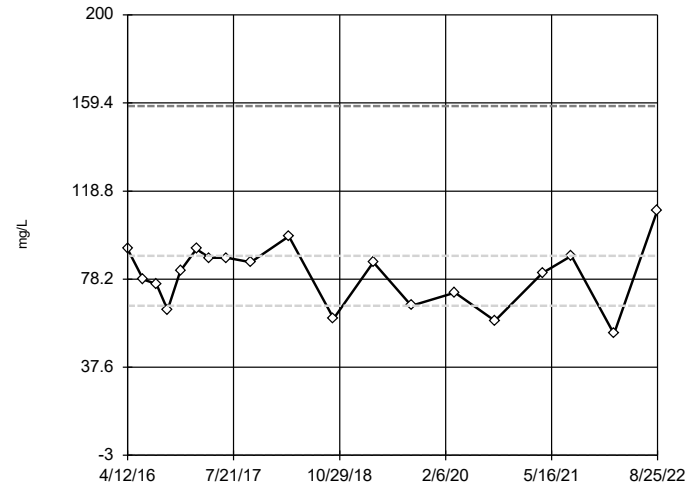
Tukey's Outlier Screening GWC-20



n = 19
 No outliers found.
 Tukey's method selected by user.
 Ladder of Powers transformations did not improve normality; analysis run on raw data.
 High cutoff = 204, low cutoff = 8, based on IQR multiplier of 3.

Constituent: Total Dissolved Solids Analysis Run 5/5/2023 8:59 AM View: Outliers
 Plant Scherer Client: Southern Company Data: Scherer Cell 1-CCR

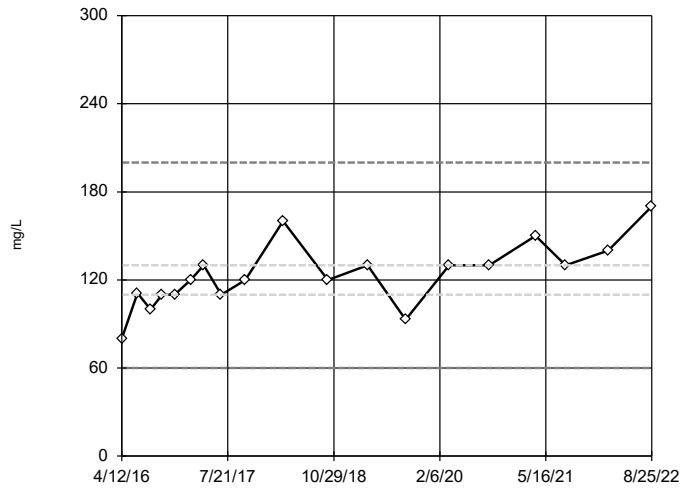
Tukey's Outlier Screening GWC-3



n = 19
 No outliers found.
 Tukey's method selected by user.
 Ladder of Powers transformations did not improve normality; analysis run on raw data.
 High cutoff = 158, low cutoff = -3, based on IQR multiplier of 3.

Constituent: Total Dissolved Solids Analysis Run 5/5/2023 8:59 AM View: Outliers
 Plant Scherer Client: Southern Company Data: Scherer Cell 1-CCR

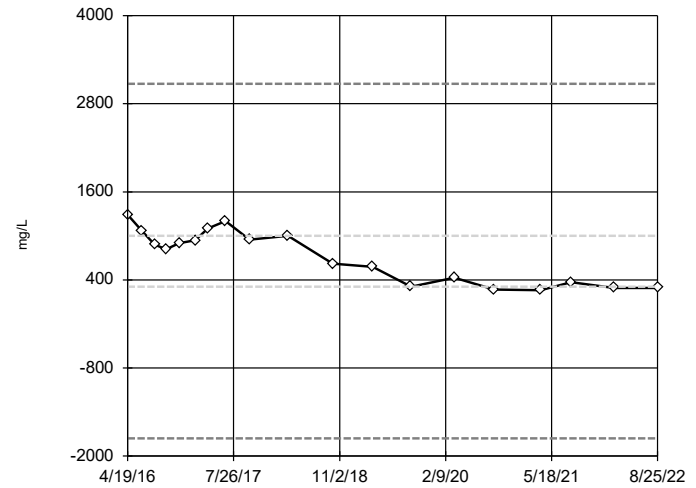
Tukey's Outlier Screening GWC-4



n = 19
 No outliers found.
 Tukey's method selected by user.
 Data were square root transformed to achieve best W statistic (graph shown in original units).
 High cutoff = 200, low cutoff = 60.02, based on IQR multiplier of 3.

Constituent: Total Dissolved Solids Analysis Run 5/5/2023 8:59 AM View: Outliers
 Plant Scherer Client: Southern Company Data: Scherer Cell 1-CCR

Tukey's Outlier Screening GWC-5

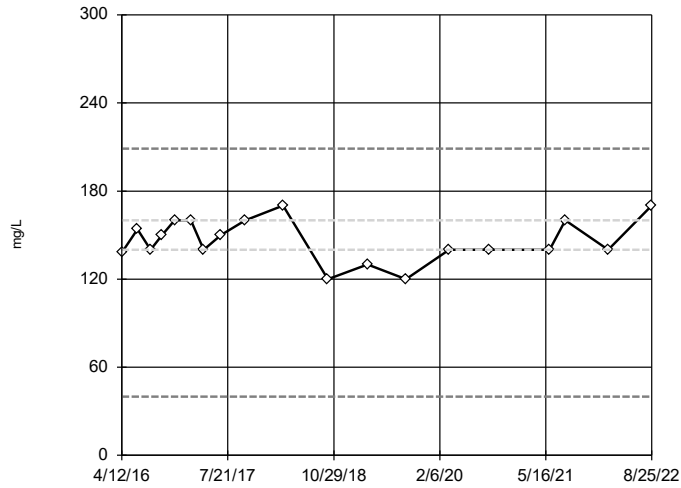


n = 19
 No outliers found.
 Tukey's method selected by user.
 Ladder of Powers transformations did not improve normality; analysis run on raw data.
 High cutoff = 3070, low cutoff = -1760, based on IQR multiplier of 3.

Constituent: Total Dissolved Solids Analysis Run 5/5/2023 8:59 AM View: Outliers
 Plant Scherer Client: Southern Company Data: Scherer Cell 1-CCR

Tukey's Outlier Screening

GWC-6

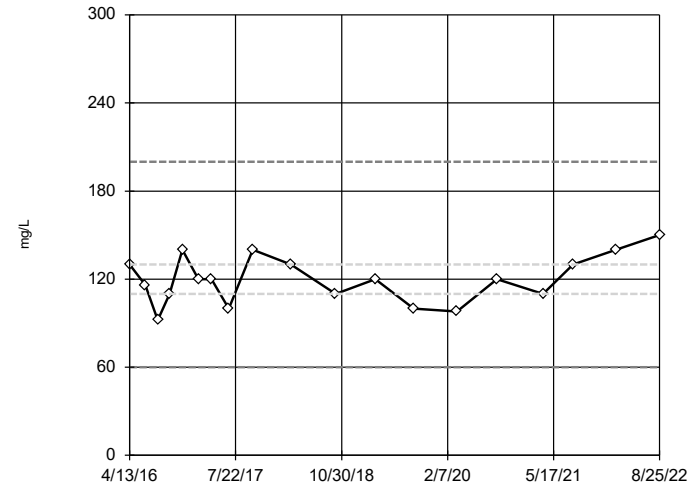


n = 19
 No outliers found.
 Tukey's method selected by user.
 Data were square transformed to achieve best W statistic (graph shown in original units).
 High cutoff = 208.8, low cutoff = 40, based on IQR multiplier of 3.

Constituent: Total Dissolved Solids Analysis Run 5/5/2023 9:00 AM View: Outliers
 Plant Scherer Client: Southern Company Data: Scherer Cell 1-CCR

Tukey's Outlier Screening

GWC-7

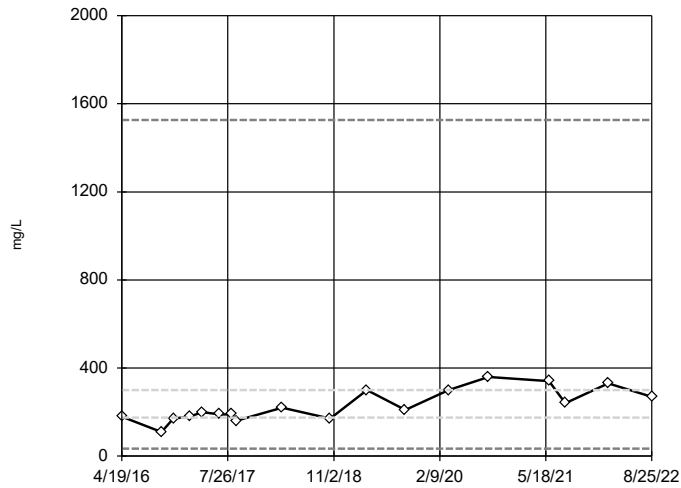


n = 19
 No outliers found.
 Tukey's method selected by user.
 Data were square root transformed to achieve best W statistic (graph shown in original units).
 High cutoff = 200, low cutoff = 60.02, based on IQR multiplier of 3.

Constituent: Total Dissolved Solids Analysis Run 5/5/2023 9:00 AM View: Outliers
 Plant Scherer Client: Southern Company Data: Scherer Cell 1-CCR

Tukey's Outlier Screening

GWC-8A

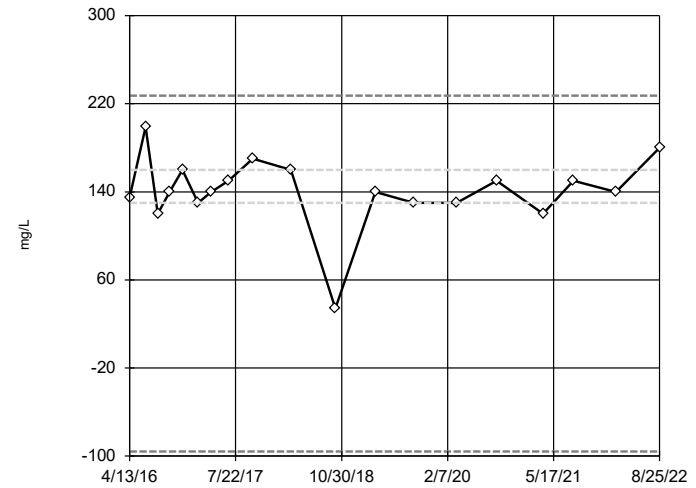


n = 18
 No outliers found.
 Tukey's method selected by user.
 Data were natural log transformed to achieve best W statistic (graph shown in original units).
 High cutoff = 1526, low cutoff = 34.3, based on IQR multiplier of 3.

Constituent: Total Dissolved Solids Analysis Run 5/5/2023 9:00 AM View: Outliers
 Plant Scherer Client: Southern Company Data: Scherer Cell 1-CCR

Tukey's Outlier Screening

GWC-9

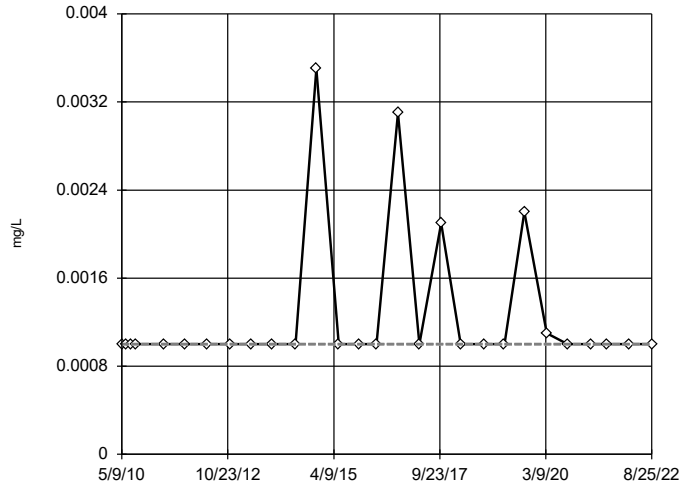


n = 19
 No outliers found.
 Tukey's method selected by user.
 Data were square transformed to achieve best W statistic (graph shown in original units).
 High cutoff = 227.4, low cutoff = -95.92, based on IQR multiplier of 3.

Constituent: Total Dissolved Solids Analysis Run 5/5/2023 9:00 AM View: Outliers
 Plant Scherer Client: Southern Company Data: Scherer Cell 1-CCR

Tukey's Outlier Screening

GWA-15 (bg)

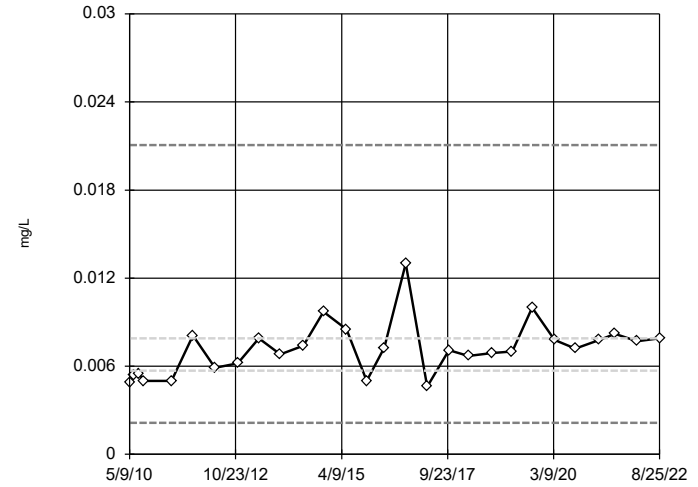


n = 28
 No outliers found.
 Tukey's method selected by user.
 Data were natural log transformed to achieve best W statistic (graph shown in original units).
 The results were invalidated, because the lower and upper quartiles are equal.

Constituent: Vanadium Analysis Run 5/5/2023 9:00 AM View: Outliers
 Plant Scherer Client: Southern Company Data: Scherer Cell 1-CCR

Tukey's Outlier Screening

GWA-16 (bg)

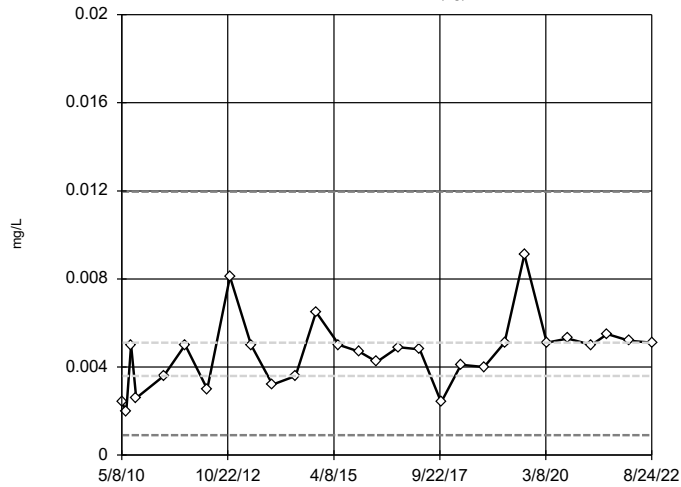


n = 28
 No outliers found.
 Tukey's method selected by user.
 Data were natural log transformed to achieve best W statistic (graph shown in original units).
 High cutoff = 0.02107, low cutoff = 0.002136, based on IQR multiplier of 3.

Constituent: Vanadium Analysis Run 5/5/2023 9:00 AM View: Outliers
 Plant Scherer Client: Southern Company Data: Scherer Cell 1-CCR

Tukey's Outlier Screening

GWA-17 (bg)

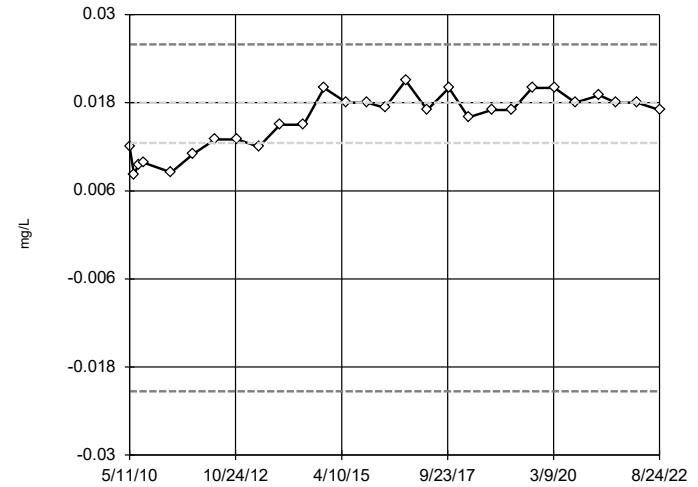


n = 28
 No outliers found.
 Tukey's method selected by user.
 Data were cube root transformed to achieve best W statistic (graph shown in original units).
 High cutoff = 0.01197, low cutoff = 0.000903, based on IQR multiplier of 3.

Constituent: Vanadium Analysis Run 5/5/2023 9:00 AM View: Outliers
 Plant Scherer Client: Southern Company Data: Scherer Cell 1-CCR

Tukey's Outlier Screening

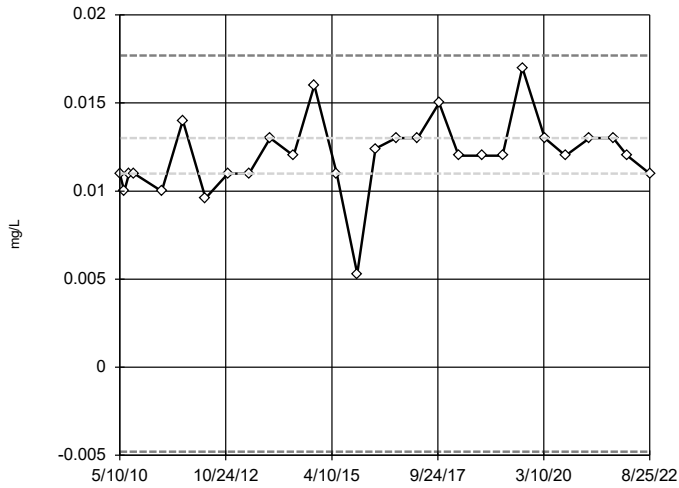
GWC-1



n = 28
 No outliers found.
 Tukey's method selected by user.
 Data were cube transformed to achieve best W statistic (graph shown in original units).
 High cutoff = 0.02593, low cutoff = -0.02129, based on IQR multiplier of 3.

Constituent: Vanadium Analysis Run 5/5/2023 9:00 AM View: Outliers
 Plant Scherer Client: Southern Company Data: Scherer Cell 1-CCR

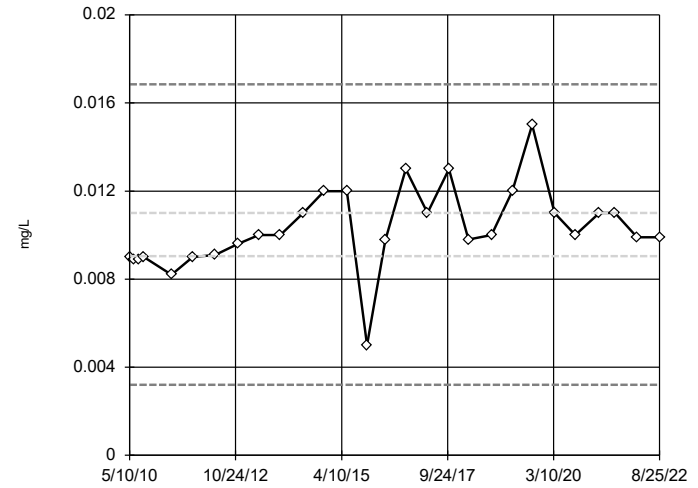
Tukey's Outlier Screening GWC-10



n = 28
 No outliers found.
 Tukey's method selected by user.
 Data were square transformed to achieve best W statistic (graph shown in original units).
 High cutoff = 0.01769,
 low cutoff = -0.004796,
 based on IQR multiplier of 3.

Constituent: Vanadium Analysis Run 5/5/2023 9:00 AM View: Outliers
 Plant Scherer Client: Southern Company Data: Scherer Cell 1-CCR

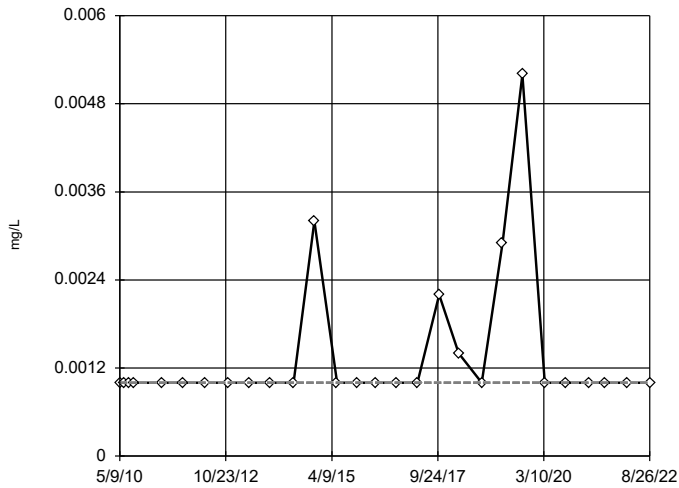
Tukey's Outlier Screening GWC-11



n = 28
 No outliers found.
 Tukey's method selected by user.
 Ladder of Powers transformations did not improve normality; analysis run on raw data.
 High cutoff = 0.01685,
 low cutoff = 0.0032,
 based on IQR multiplier of 3.

Constituent: Vanadium Analysis Run 5/5/2023 9:00 AM View: Outliers
 Plant Scherer Client: Southern Company Data: Scherer Cell 1-CCR

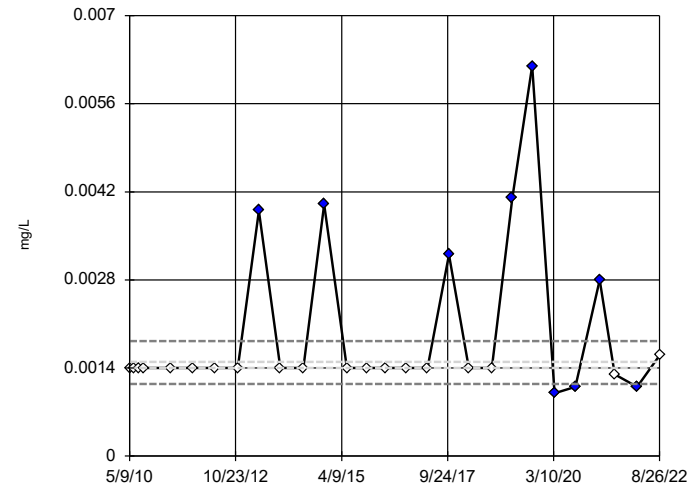
Tukey's Outlier Screening GWC-12



n = 28
 No outliers found.
 Tukey's method selected by user.
 Data were natural log transformed to achieve best W statistic (graph shown in original units).
 The results were invalidated, because the lower and upper quartiles are equal.

Constituent: Vanadium Analysis Run 5/5/2023 9:00 AM View: Outliers
 Plant Scherer Client: Southern Company Data: Scherer Cell 1-CCR

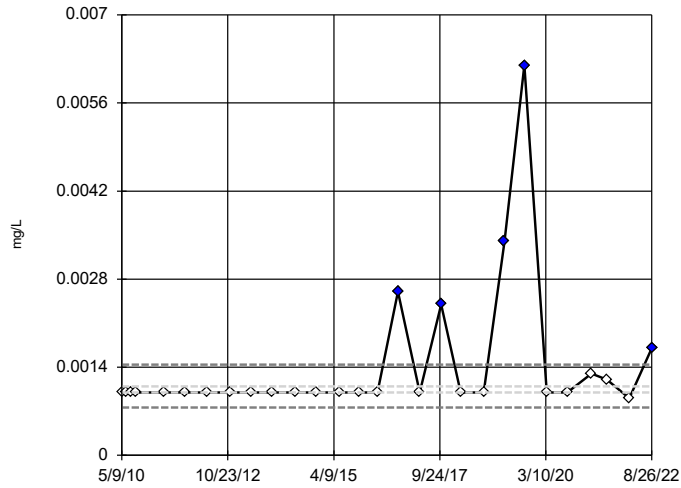
Tukey's Outlier Screening GWC-13



n = 28
 Outliers are drawn as solid.
 Tukey's method selected by user.
 Data were natural log transformed to achieve best W statistic (graph shown in original units).
 High cutoff = 0.001829,
 low cutoff = 0.001146,
 based on IQR multiplier of 3.

Constituent: Vanadium Analysis Run 5/5/2023 9:00 AM View: Outliers
 Plant Scherer Client: Southern Company Data: Scherer Cell 1-CCR

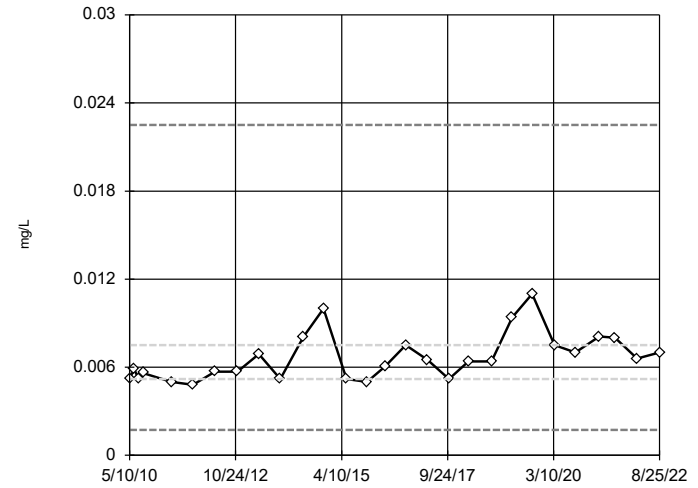
Tukey's Outlier Screening GWC-14



n = 28
 Outliers are drawn as solid.
 Tukey's method selected by user.
 Data were natural log transformed to achieve best W statistic (graph shown in original units).
 High cutoff = 0.00144,
 low cutoff = 0.0007607,
 based on IQR multiplier of 3.

Constituent: Vanadium Analysis Run 5/5/2023 9:00 AM View: Outliers
 Plant Scherer Client: Southern Company Data: Scherer Cell 1-CCR

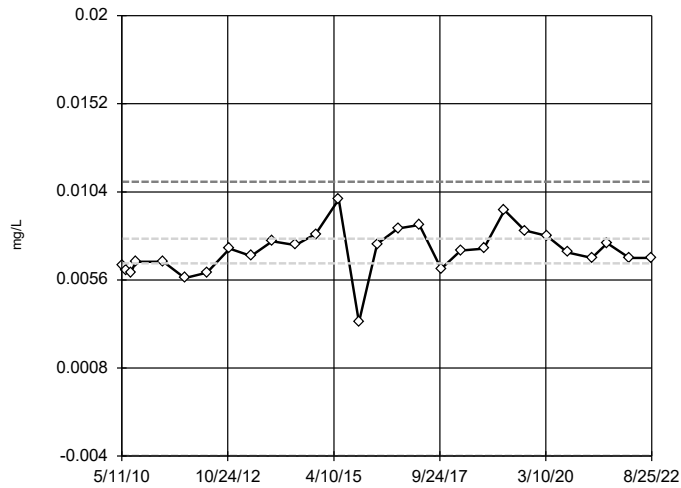
Tukey's Outlier Screening GWC-18



n = 28
 No outliers found.
 Tukey's method selected by user.
 Data were natural log transformed to achieve best W statistic (graph shown in original units).
 High cutoff = 0.0225,
 low cutoff = 0.001733,
 based on IQR multiplier of 3.

Constituent: Vanadium Analysis Run 5/5/2023 9:00 AM View: Outliers
 Plant Scherer Client: Southern Company Data: Scherer Cell 1-CCR

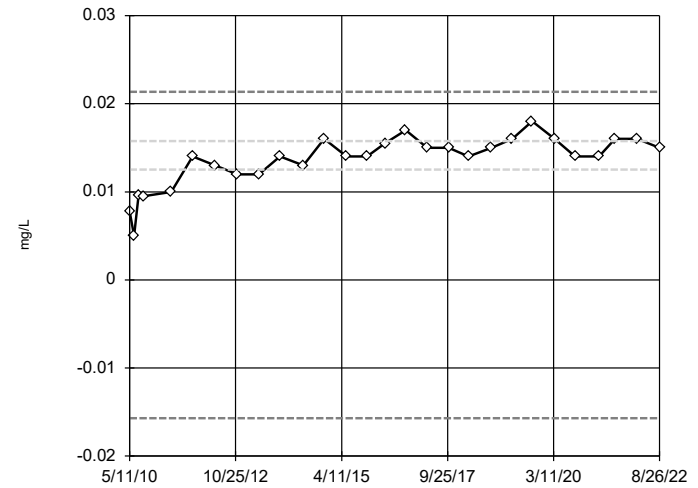
Tukey's Outlier Screening GWC-19



n = 28
 No outliers found.
 Tukey's method selected by user.
 Data were square transformed to achieve best W statistic (graph shown in original units).
 High cutoff = 0.01095,
 low cutoff = -0.003987,
 based on IQR multiplier of 3.

Constituent: Vanadium Analysis Run 5/5/2023 9:00 AM View: Outliers
 Plant Scherer Client: Southern Company Data: Scherer Cell 1-CCR

Tukey's Outlier Screening GWC-2

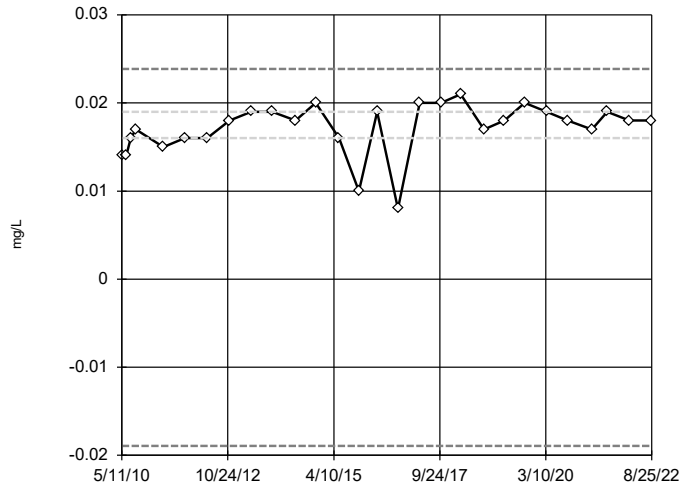


n = 28
 No outliers found.
 Tukey's method selected by user.
 Data were cube transformed to achieve best W statistic (graph shown in original units).
 High cutoff = 0.02136,
 low cutoff = -0.01571,
 based on IQR multiplier of 3.

Constituent: Vanadium Analysis Run 5/5/2023 9:00 AM View: Outliers
 Plant Scherer Client: Southern Company Data: Scherer Cell 1-CCR

Tukey's Outlier Screening

GWC-20

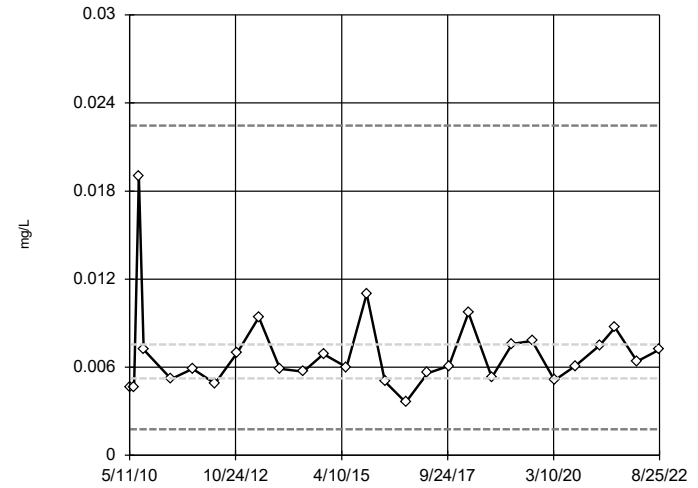


n = 28
 No outliers found.
 Tukey's method selected by user.
 Data were x^4 transformed to achieve best W statistic (graph shown in original units).
 High cutoff = 0.02387,
 low cutoff = -0.01895,
 based on IQR multiplier of 3.

Constituent: Vanadium Analysis Run 5/5/2023 9:00 AM View: Outliers
 Plant Scherer Client: Southern Company Data: Scherer Cell 1-CCR

Tukey's Outlier Screening

GWC-3

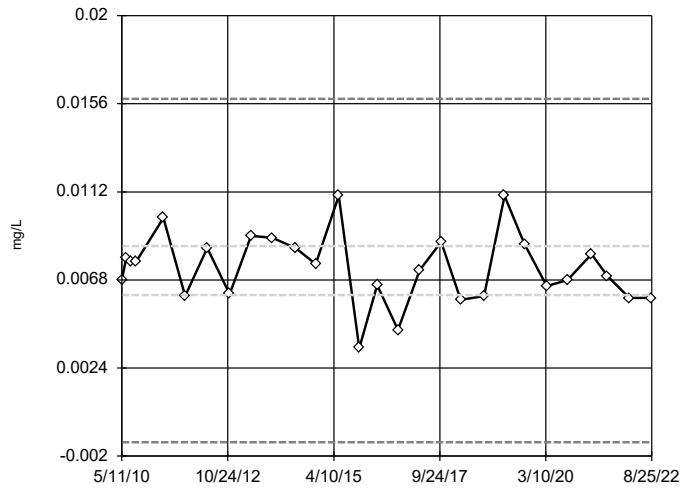


n = 28
 No outliers found.
 Tukey's method selected by user.
 Data were natural log transformed to achieve best W statistic (graph shown in original units).
 High cutoff = 0.02246,
 low cutoff = 0.001765,
 based on IQR multiplier of 3.

Constituent: Vanadium Analysis Run 5/5/2023 9:00 AM View: Outliers
 Plant Scherer Client: Southern Company Data: Scherer Cell 1-CCR

Tukey's Outlier Screening

GWC-4

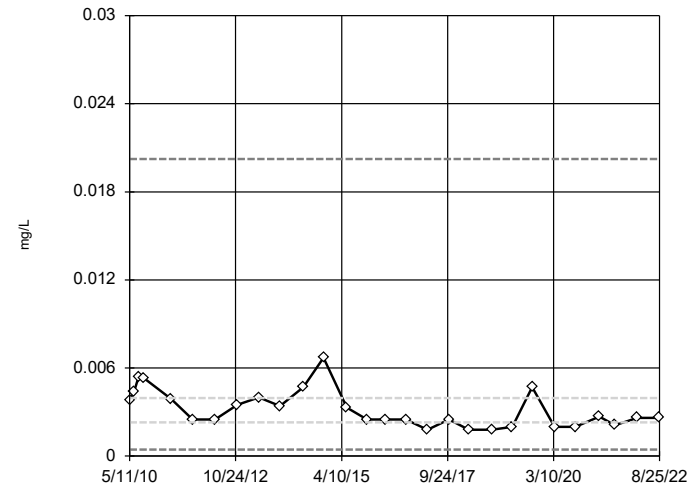


n = 28
 No outliers found.
 Tukey's method selected by user.
 Ladder of Powers transformations did not improve normality; analysis run on raw data.
 High cutoff = 0.01585,
 low cutoff = -0.0013,
 based on IQR multiplier of 3.

Constituent: Vanadium Analysis Run 5/5/2023 9:00 AM View: Outliers
 Plant Scherer Client: Southern Company Data: Scherer Cell 1-CCR

Tukey's Outlier Screening

GWC-5

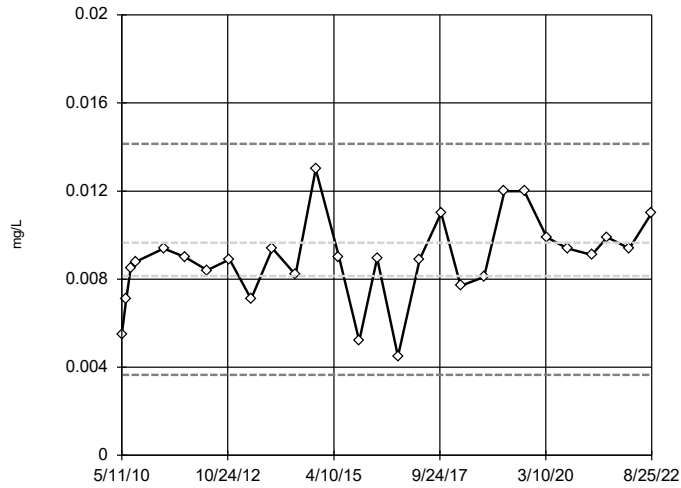


n = 28
 No outliers found.
 Tukey's method selected by user.
 Data were natural log transformed to achieve best W statistic (graph shown in original units).
 High cutoff = 0.02023,
 low cutoff = 0.0004473,
 based on IQR multiplier of 3.

Constituent: Vanadium Analysis Run 5/5/2023 9:00 AM View: Outliers
 Plant Scherer Client: Southern Company Data: Scherer Cell 1-CCR

Tukey's Outlier Screening

GWC-6

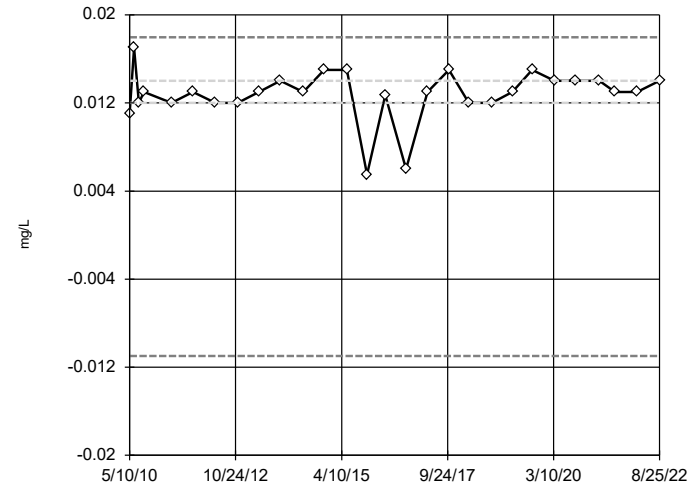


n = 28
 No outliers found.
 Tukey's method selected by user.
 Ladder of Powers transformations did not improve normality; analysis run on raw data.
 High cutoff = 0.01415,
 low cutoff = 0.00365,
 based on IQR multiplier of 3.

Constituent: Vanadium Analysis Run 5/5/2023 9:00 AM View: Outliers
 Plant Scherer Client: Southern Company Data: Scherer Cell 1-CCR

Tukey's Outlier Screening

GWC-7

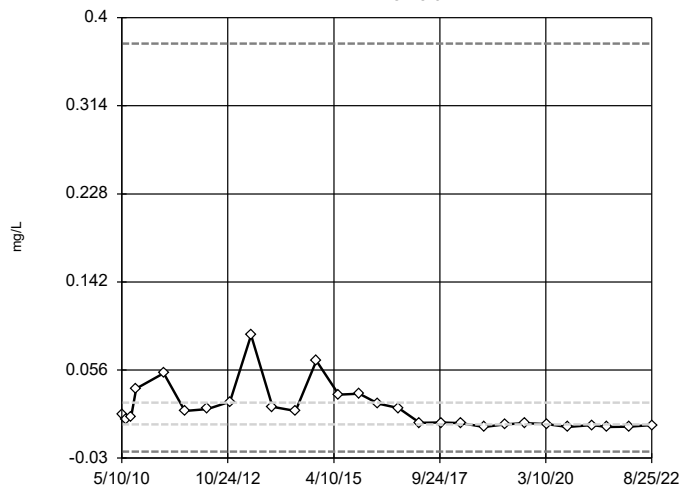


n = 28
 No outliers found.
 Tukey's method selected by user.
 Data were cube transformed to achieve best W statistic (graph shown in original units).
 High cutoff = 0.01796,
 low cutoff = -0.01097,
 based on IQR multiplier of 3.

Constituent: Vanadium Analysis Run 5/5/2023 9:00 AM View: Outliers
 Plant Scherer Client: Southern Company Data: Scherer Cell 1-CCR

Tukey's Outlier Screening

GWC-8A

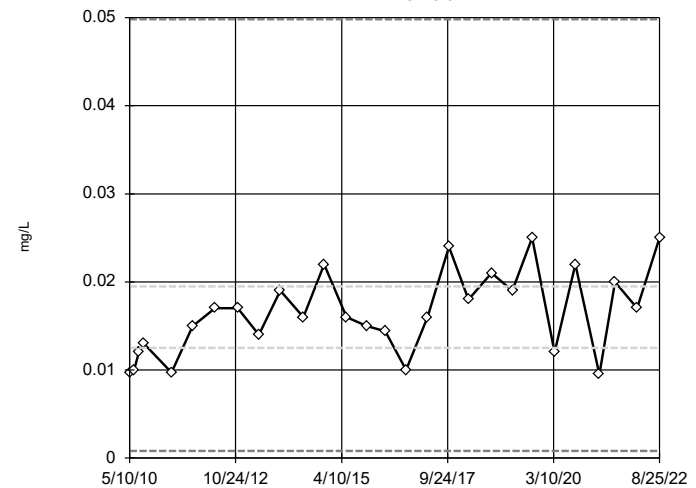


n = 28
 No outliers found.
 Tukey's method selected by user.
 Data were cube root transformed to achieve best W statistic (graph shown in original units).
 High cutoff = 0.3748,
 low cutoff = -0.02363,
 based on IQR multiplier of 3.

Constituent: Vanadium Analysis Run 5/5/2023 9:00 AM View: Outliers
 Plant Scherer Client: Southern Company Data: Scherer Cell 1-CCR

Tukey's Outlier Screening

GWC-9

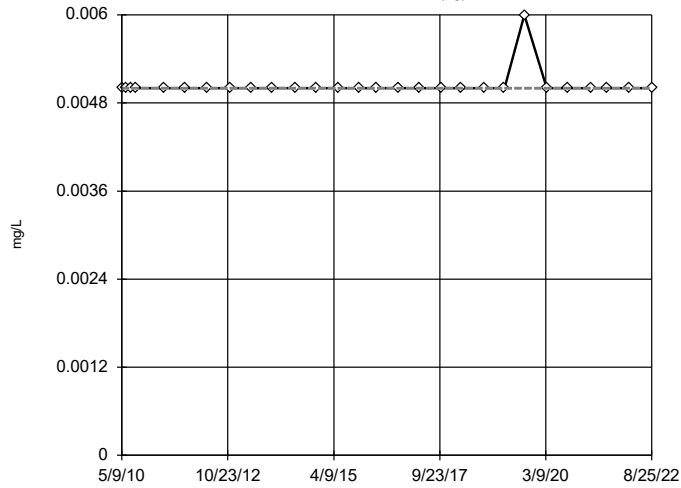


n = 28
 No outliers found.
 Tukey's method selected by user.
 Data were square root transformed to achieve best W statistic (graph shown in original units).
 High cutoff = 0.04981,
 low cutoff = 0.000797,
 based on IQR multiplier of 3.

Constituent: Vanadium Analysis Run 5/5/2023 9:00 AM View: Outliers
 Plant Scherer Client: Southern Company Data: Scherer Cell 1-CCR

Tukey's Outlier Screening

GWA-15 (bg)



n = 28

No outliers found. Tukey's method selected by user.

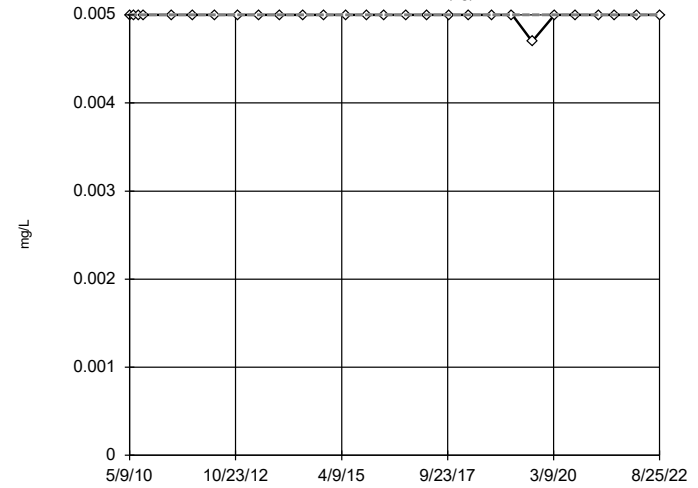
Data were cube transformed to achieve best W statistic (graph shown in original units).

The results were invalidated, because the lower and upper quartiles are equal.

Constituent: Zinc Analysis Run 5/5/2023 9:00 AM View: Outliers
Plant Scherer Client: Southern Company Data: Scherer Cell 1-CCR

Tukey's Outlier Screening

GWA-16 (bg)



n = 28

No outliers found. Tukey's method selected by user.

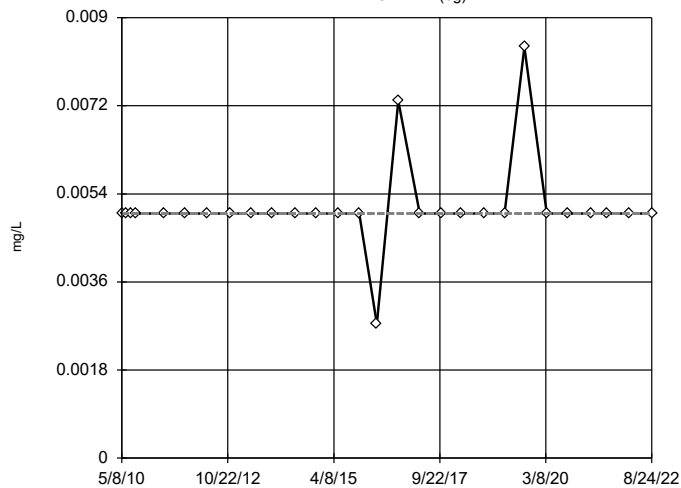
Data were x⁵ transformed to achieve best W statistic (graph shown in original units).

The results were invalidated, because the lower and upper quartiles are equal.

Constituent: Zinc Analysis Run 5/5/2023 9:00 AM View: Outliers
Plant Scherer Client: Southern Company Data: Scherer Cell 1-CCR

Tukey's Outlier Screening

GWA-17 (bg)



n = 28

No outliers found. Tukey's method selected by user.

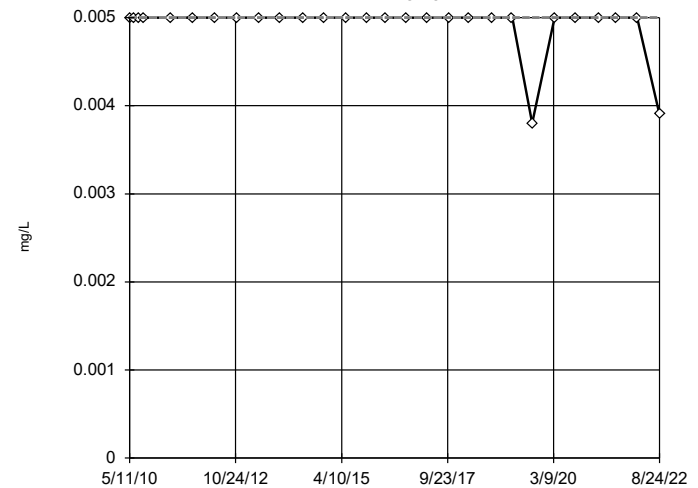
Data were cube root transformed to achieve best W statistic (graph shown in original units).

The results were invalidated, because the lower and upper quartiles are equal.

Constituent: Zinc Analysis Run 5/5/2023 9:00 AM View: Outliers
Plant Scherer Client: Southern Company Data: Scherer Cell 1-CCR

Tukey's Outlier Screening

GWC-1



n = 28

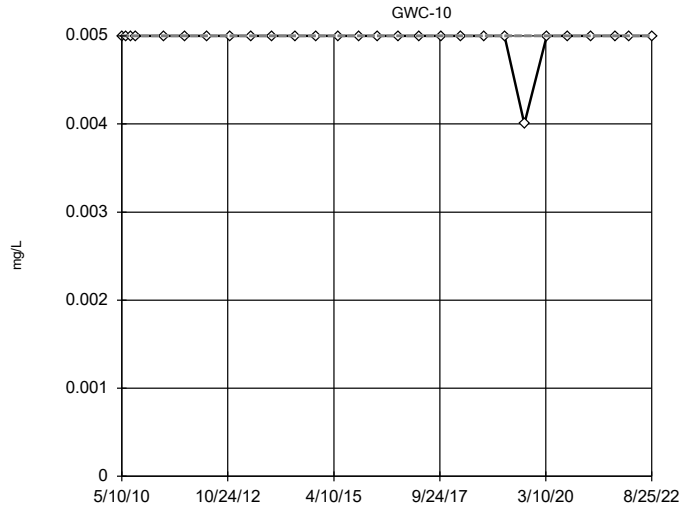
No outliers found. Tukey's method selected by user.

Data were natural log transformed to achieve best W statistic (graph shown in original units).

The results were invalidated, because the lower and upper quartiles are equal.

Constituent: Zinc Analysis Run 5/5/2023 9:00 AM View: Outliers
Plant Scherer Client: Southern Company Data: Scherer Cell 1-CCR

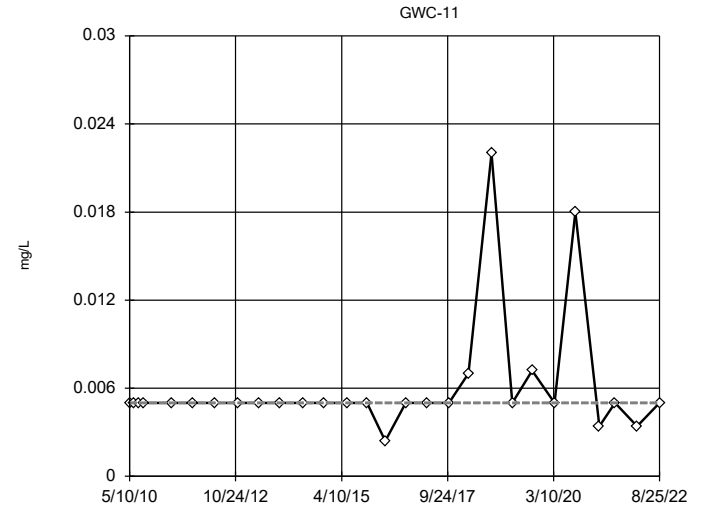
Tukey's Outlier Screening



n = 28
 No outliers found. Tukey's method selected by user.
 Data were square root transformed to achieve best W statistic (graph shown in original units).
 The results were invalidated, because the lower and upper quartiles are equal.

Constituent: Zinc Analysis Run 5/5/2023 9:00 AM View: Outliers
 Plant Scherer Client: Southern Company Data: Scherer Cell 1-CCR

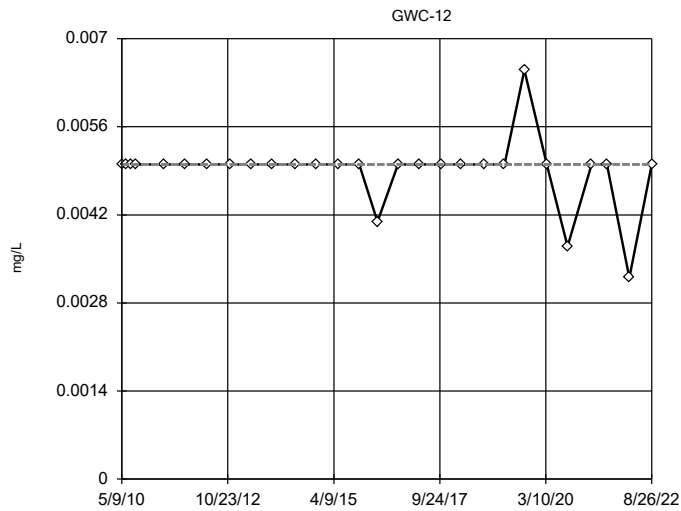
Tukey's Outlier Screening



n = 28
 No outliers found. Tukey's method selected by user.
 Data were natural log transformed to achieve best W statistic (graph shown in original units).
 The results were invalidated, because the lower and upper quartiles are equal.

Constituent: Zinc Analysis Run 5/5/2023 9:00 AM View: Outliers
 Plant Scherer Client: Southern Company Data: Scherer Cell 1-CCR

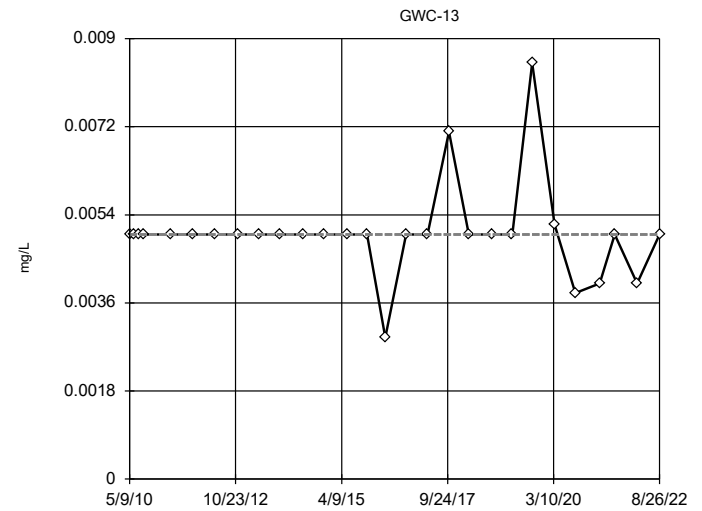
Tukey's Outlier Screening



n = 28
 No outliers found. Tukey's method selected by user.
 Ladder of Powers transformations did not improve normality; analysis run on raw data.
 The results were invalidated, because the lower and upper quartiles are equal.

Constituent: Zinc Analysis Run 5/5/2023 9:00 AM View: Outliers
 Plant Scherer Client: Southern Company Data: Scherer Cell 1-CCR

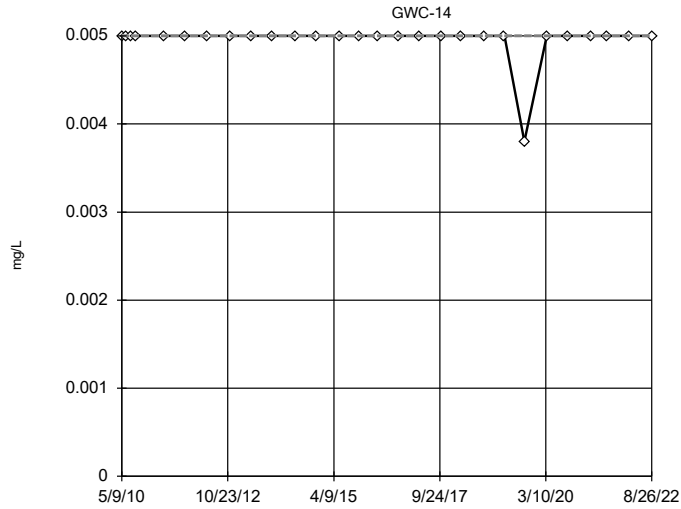
Tukey's Outlier Screening



n = 28
 No outliers found. Tukey's method selected by user.
 Data were natural log transformed to achieve best W statistic (graph shown in original units).
 The results were invalidated, because the lower and upper quartiles are equal.

Constituent: Zinc Analysis Run 5/5/2023 9:00 AM View: Outliers
 Plant Scherer Client: Southern Company Data: Scherer Cell 1-CCR

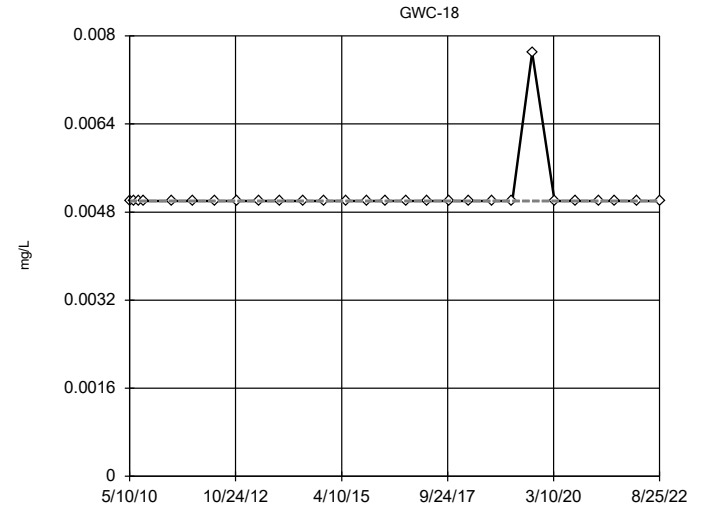
Tukey's Outlier Screening



n = 28
 No outliers found. Tukey's method selected by user.
 Data were x⁴ transformed to achieve best W statistic (graph shown in original units).
 The results were invalidated, because the lower and upper quartiles are equal.

Constituent: Zinc Analysis Run 5/5/2023 9:00 AM View: Outliers
 Plant Scherer Client: Southern Company Data: Scherer Cell 1-CCR

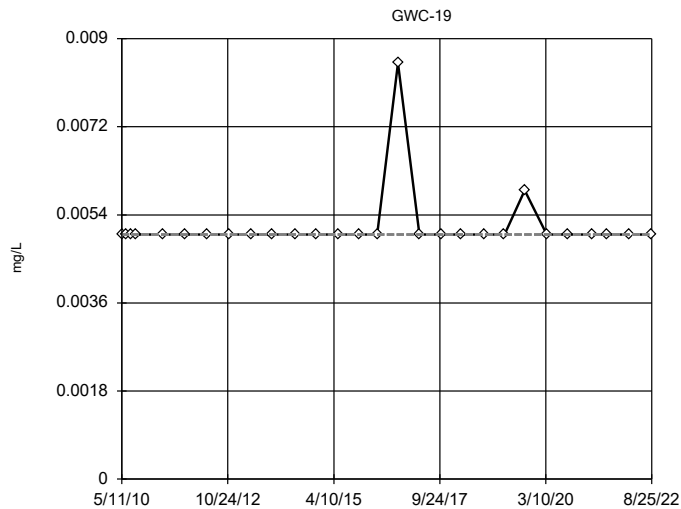
Tukey's Outlier Screening



n = 28
 No outliers found. Tukey's method selected by user.
 Data were cube root transformed to achieve best W statistic (graph shown in original units).
 The results were invalidated, because the lower and upper quartiles are equal.

Constituent: Zinc Analysis Run 5/5/2023 9:00 AM View: Outliers
 Plant Scherer Client: Southern Company Data: Scherer Cell 1-CCR

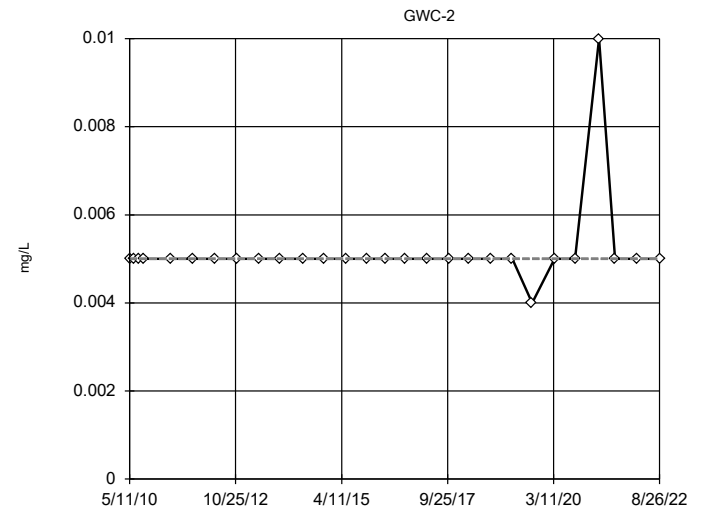
Tukey's Outlier Screening



n = 28
 No outliers found. Tukey's method selected by user.
 Data were natural log transformed to achieve best W statistic (graph shown in original units).
 The results were invalidated, because the lower and upper quartiles are equal.

Constituent: Zinc Analysis Run 5/5/2023 9:00 AM View: Outliers
 Plant Scherer Client: Southern Company Data: Scherer Cell 1-CCR

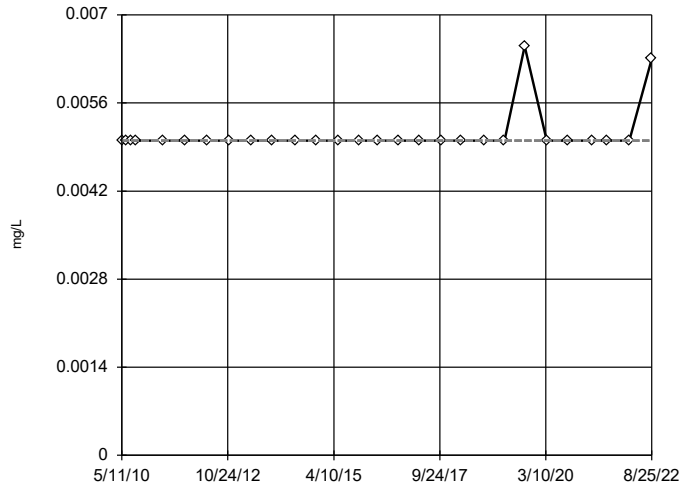
Tukey's Outlier Screening



n = 28
 No outliers found. Tukey's method selected by user.
 Data were natural log transformed to achieve best W statistic (graph shown in original units).
 The results were invalidated, because the lower and upper quartiles are equal.

Constituent: Zinc Analysis Run 5/5/2023 9:00 AM View: Outliers
 Plant Scherer Client: Southern Company Data: Scherer Cell 1-CCR

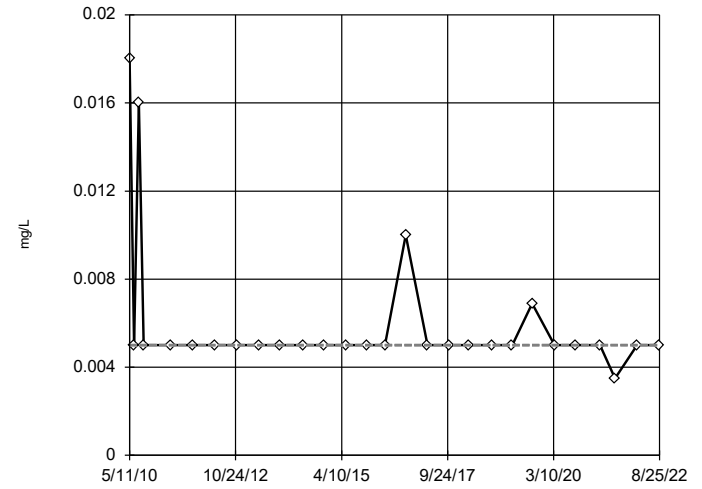
Tukey's Outlier Screening GWC-20



n = 28
No outliers found. Tukey's method selected by user.
Data were x*6 transformed to achieve best W statistic (graph shown in original units).
The results were invalidated, because the lower and upper quartiles are equal.

Constituent: Zinc Analysis Run 5/5/2023 9:00 AM View: Outliers
Plant Scherer Client: Southern Company Data: Scherer Cell 1-CCR

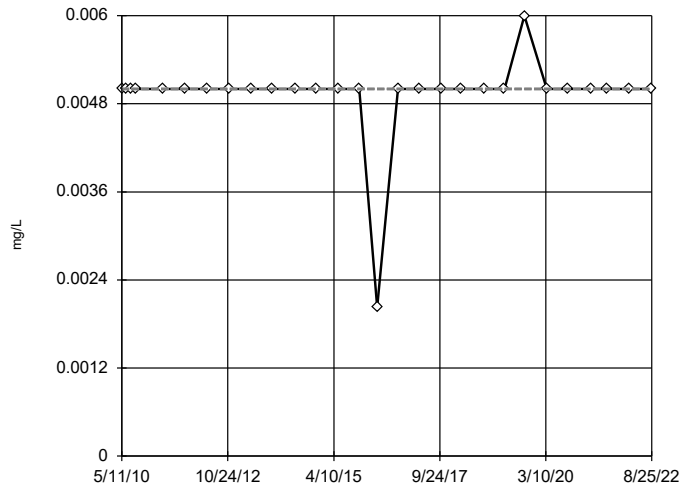
Tukey's Outlier Screening GWC-3



n = 28
No outliers found. Tukey's method selected by user.
Data were natural log transformed to achieve best W statistic (graph shown in original units).
The results were invalidated, because the lower and upper quartiles are equal.

Constituent: Zinc Analysis Run 5/5/2023 9:00 AM View: Outliers
Plant Scherer Client: Southern Company Data: Scherer Cell 1-CCR

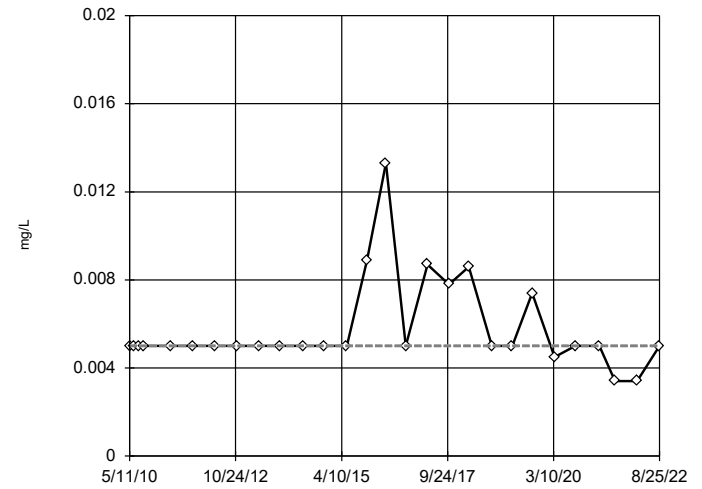
Tukey's Outlier Screening GWC-4



n = 28
No outliers found. Tukey's method selected by user.
Data were x*4 transformed to achieve best W statistic (graph shown in original units).
The results were invalidated, because the lower and upper quartiles are equal.

Constituent: Zinc Analysis Run 5/5/2023 9:00 AM View: Outliers
Plant Scherer Client: Southern Company Data: Scherer Cell 1-CCR

Tukey's Outlier Screening GWC-5

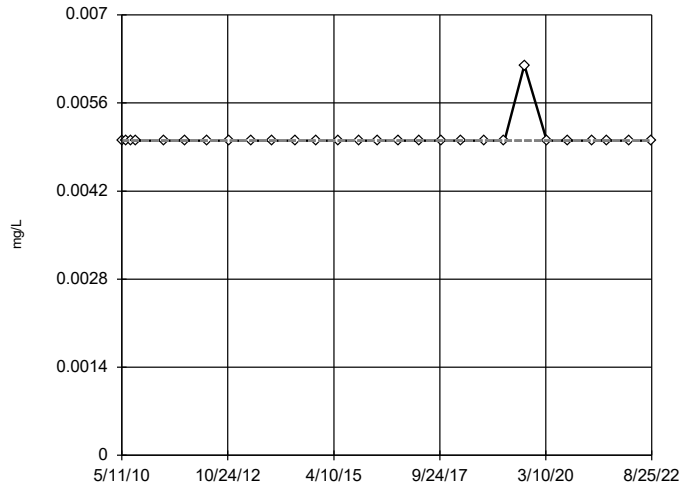


n = 28
No outliers found. Tukey's method selected by user.
Data were natural log transformed to achieve best W statistic (graph shown in original units).
The results were invalidated, because the lower and upper quartiles are equal.

Constituent: Zinc Analysis Run 5/5/2023 9:00 AM View: Outliers
Plant Scherer Client: Southern Company Data: Scherer Cell 1-CCR

Tukey's Outlier Screening

GWC-6

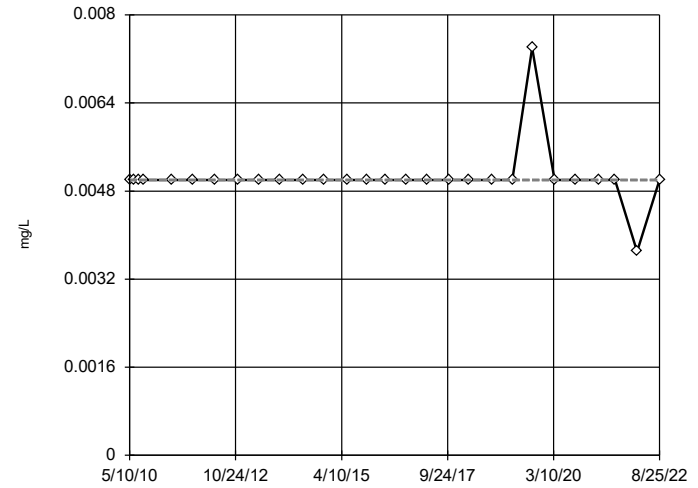


n = 28
 No outliers found.
 Tukey's method selected by user.
 Ladder of Powers transformations did not improve normality; analysis run on raw data.
 The results were invalidated, because the lower and upper quartiles are equal.

Constituent: Zinc Analysis Run 5/5/2023 9:00 AM View: Outliers
 Plant Scherer Client: Southern Company Data: Scherer Cell 1-CCR

Tukey's Outlier Screening

GWC-7

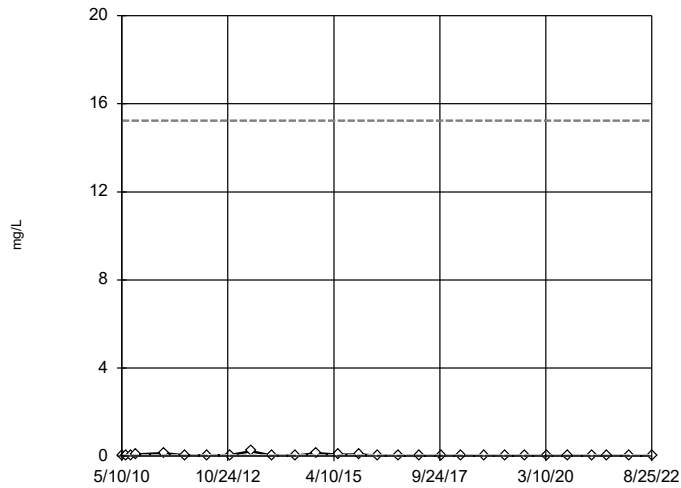


n = 28
 No outliers found.
 Tukey's method selected by user.
 Data were natural log transformed to achieve best W statistic (graph shown in original units).
 The results were invalidated, because the lower and upper quartiles are equal.

Constituent: Zinc Analysis Run 5/5/2023 9:00 AM View: Outliers
 Plant Scherer Client: Southern Company Data: Scherer Cell 1-CCR

Tukey's Outlier Screening

GWC-8A

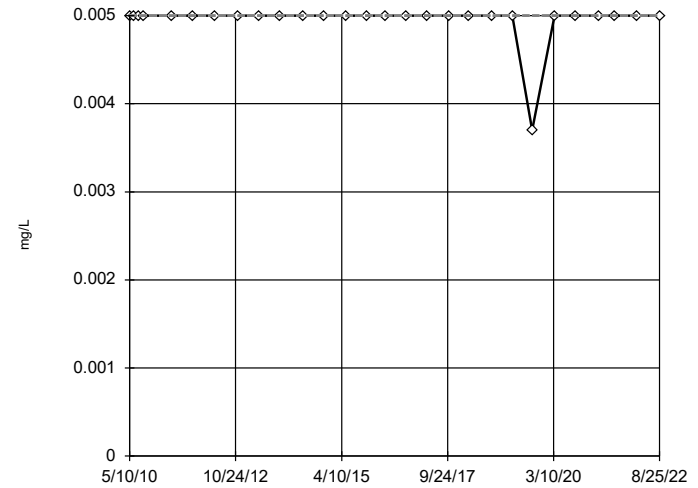


n = 28
 No outliers found.
 Tukey's method selected by user.
 Data were natural log transformed to achieve best W statistic (graph shown in original units).
 High cutoff = 15.24, low cutoff = 0.00001219, based on IQR multiplier of 3.

Constituent: Zinc Analysis Run 5/5/2023 9:00 AM View: Outliers
 Plant Scherer Client: Southern Company Data: Scherer Cell 1-CCR

Tukey's Outlier Screening

GWC-9



n = 28
 No outliers found.
 Tukey's method selected by user.
 Data were square transformed to achieve best W statistic (graph shown in original units).
 The results were invalidated, because the lower and upper quartiles are equal.

Constituent: Zinc Analysis Run 5/5/2023 9:00 AM View: Outliers
 Plant Scherer Client: Southern Company Data: Scherer Cell 1-CCR

FIGURE D.

Welch's t-test/Mann-Whitney Appendix I & III - Significant Results

Plant Scherer Client: Southern Company Data: Scherer Cell 1-CCR Printed 5/17/2023, 12:22 PM

<u>Constituent</u>	<u>Well</u>	<u>Calc.</u>	<u>0.01</u>	<u>Method</u>
Antimony, Total (mg/L)	GWC-4	-2.785	Yes	Mann-W
Barium, Total (mg/L)	GWC-10	3.917	Yes	Mann-W
Barium, Total (mg/L)	GWC-12	2.765	Yes	Mann-W
Barium, Total (mg/L)	GWC-13	3.631	Yes	Mann-W
Barium, Total (mg/L)	GWC-19	3.968	Yes	Mann-W
Barium, Total (mg/L)	GWC-4	3.686	Yes	Mann-W
Beryllium, Total (mg/L)	GWC-5	-2.785	Yes	Mann-W
Beryllium, Total (mg/L)	GWC-8A	-2.785	Yes	Mann-W
Boron (mg/L)	GWC-5	-2.657	Yes	Mann-W
Boron (mg/L)	GWC-6	-2.907	Yes	Mann-W
Cadmium, Total (mg/L)	GWC-2	-2.785	Yes	Mann-W
Calcium (mg/L)	GWC-19	3.159	Yes	Mann-W
Calcium (mg/L)	GWC-4	2.625	Yes	Mann-W
Calcium (mg/L)	GWC-5	-2.603	Yes	Mann-W
Calcium (mg/L)	GWC-8A	3.431	Yes	Mann-W
Chloride (mg/L)	GWA-15 (bg)	2.971	Yes	Mann-W
Chloride (mg/L)	GWC-10	2.768	Yes	Mann-W
Chloride (mg/L)	GWC-14	2.975	Yes	Mann-W
Chloride (mg/L)	GWC-18	2.678	Yes	Mann-W
Chloride (mg/L)	GWC-19	2.903	Yes	Mann-W
Chloride (mg/L)	GWC-7	3.005	Yes	Mann-W
Chromium, Total (mg/L)	GWC-10	3.882	Yes	Mann-W
Chromium, Total (mg/L)	GWC-19	2.624	Yes	Mann-W
Cobalt, Total (mg/L)	GWC-12	-3.491	Yes	Mann-W
Cobalt, Total (mg/L)	GWC-9	-3.624	Yes	Mann-W
Copper (mg/L)	GWC-1	-3.601	Yes	Mann-W
Copper (mg/L)	GWC-2	-4.462	Yes	Mann-W
Copper (mg/L)	GWC-3	-3.213	Yes	Mann-W
Fluoride (mg/L)	GWC-18	-2.673	Yes	Mann-W
Fluoride (mg/L)	GWC-19	-2.727	Yes	Mann-W
Nickel (mg/L)	GWA-15 (bg)	-3.499	Yes	Mann-W
Nickel (mg/L)	GWC-1	-3.232	Yes	Mann-W
Nickel (mg/L)	GWC-11	-3.668	Yes	Mann-W
Nickel (mg/L)	GWC-12	-3.668	Yes	Mann-W
Nickel (mg/L)	GWC-2	2.837	Yes	Mann-W
Nickel (mg/L)	GWC-20	-3.783	Yes	Mann-W
Nickel (mg/L)	GWC-4	-3.285	Yes	Mann-W
Nickel (mg/L)	GWC-5	-3.032	Yes	Mann-W
Nickel (mg/L)	GWC-6	-3.166	Yes	Mann-W
Nickel (mg/L)	GWC-8A	2.624	Yes	Mann-W
pH (S.U.)	GWC-18	2.91	Yes	Mann-W
Selenium, Total (mg/L)	GWC-4	-3.934	Yes	Mann-W
Selenium, Total (mg/L)	GWC-5	-3.081	Yes	Mann-W
Sulfate (mg/L)	GWC-10	3.707	Yes	Mann-W
Sulfate (mg/L)	GWC-4	2.925	Yes	Mann-W
Sulfate (mg/L)	GWC-5	-2.822	Yes	Mann-W
Thallium, Total (mg/L)	GWC-19	-2.785	Yes	Mann-W
Thallium, Total (mg/L)	GWC-5	-2.785	Yes	Mann-W
Thallium, Total (mg/L)	GWC-6	-3.934	Yes	Mann-W
Thallium, Total (mg/L)	GWC-8A	-3.934	Yes	Mann-W
Thallium, Total (mg/L)	GWC-9	-2.785	Yes	Mann-W
Total Dissolved Solids (mg/L)	GWC-5	-2.651	Yes	Mann-W
Vanadium (mg/L)	GWC-8A	-2.634	Yes	Mann-W

Welch's t-test/Mann-Whitney Appendix I & III - All Results

Plant Scherer Client: Southern Company Data: Scherer Cell 1-CCR Printed 5/17/2023, 12:22 PM

<u>Constituent</u>	<u>Well</u>	<u>Calc.</u>	<u>0.01</u>	<u>Method</u>
Antimony, Total (mg/L)	GWA-16 (bg)	0.2785	No	Mann-W
Antimony, Total (mg/L)	GWC-12	0.2785	No	Mann-W
Antimony, Total (mg/L)	GWC-18	0.4667	No	Mann-W
Antimony, Total (mg/L)	GWC-19	0.2785	No	Mann-W
Antimony, Total (mg/L)	GWC-2	-1.667	No	Mann-W
Antimony, Total (mg/L)	GWC-3	0.2785	No	Mann-W
Antimony, Total (mg/L)	GWC-4	-2.785	Yes	Mann-W
Antimony, Total (mg/L)	GWC-7	0.2785	No	Mann-W
Barium, Total (mg/L)	GWA-15 (bg)	1.28	No	Mann-W
Barium, Total (mg/L)	GWA-16 (bg)	-1.172	No	Mann-W
Barium, Total (mg/L)	GWA-17 (bg)	-1.08	No	Mann-W
Barium, Total (mg/L)	GWC-1	0.7497	No	Mann-W
Barium, Total (mg/L)	GWC-10	3.917	Yes	Mann-W
Barium, Total (mg/L)	GWC-11	2.124	No	Mann-W
Barium, Total (mg/L)	GWC-12	2.765	Yes	Mann-W
Barium, Total (mg/L)	GWC-13	3.631	Yes	Mann-W
Barium, Total (mg/L)	GWC-14	2.276	No	Mann-W
Barium, Total (mg/L)	GWC-18	0.08356	No	Mann-W
Barium, Total (mg/L)	GWC-19	3.968	Yes	Mann-W
Barium, Total (mg/L)	GWC-2	0.5912	No	Mann-W
Barium, Total (mg/L)	GWC-20	-0.1115	No	Mann-W
Barium, Total (mg/L)	GWC-3	-1.549	No	Mann-W
Barium, Total (mg/L)	GWC-4	3.686	Yes	Mann-W
Barium, Total (mg/L)	GWC-5	-0.1657	No	Mann-W
Barium, Total (mg/L)	GWC-6	0.9413	No	Mann-W
Barium, Total (mg/L)	GWC-7	2.189	No	Mann-W
Barium, Total (mg/L)	GWC-8A	-0.3036	No	Mann-W
Barium, Total (mg/L)	GWC-9	0.2769	No	Mann-W
Beryllium, Total (mg/L)	GWA-17 (bg)	0.2785	No	Mann-W
Beryllium, Total (mg/L)	GWC-5	-2.785	Yes	Mann-W
Beryllium, Total (mg/L)	GWC-7	0.2785	No	Mann-W
Beryllium, Total (mg/L)	GWC-8A	-2.785	Yes	Mann-W
Boron (mg/L)	GWA-17 (bg)	0.3873	No	Mann-W
Boron (mg/L)	GWC-1	-2.066	No	Mann-W
Boron (mg/L)	GWC-10	2.429	No	Mann-W
Boron (mg/L)	GWC-13	-2.066	No	Mann-W
Boron (mg/L)	GWC-20	1.617	No	Mann-W
Boron (mg/L)	GWC-3	-2.066	No	Mann-W
Boron (mg/L)	GWC-5	-2.657	Yes	Mann-W
Boron (mg/L)	GWC-6	-2.907	Yes	Mann-W
Boron (mg/L)	GWC-7	-2.066	No	Mann-W
Boron (mg/L)	GWC-8A	-0.1069	No	Mann-W
Boron (mg/L)	GWC-9	0.1002	No	Mann-W
Cadmium, Total (mg/L)	GWA-17 (bg)	0.2785	No	Mann-W
Cadmium, Total (mg/L)	GWC-11	0.2785	No	Mann-W
Cadmium, Total (mg/L)	GWC-2	-2.785	Yes	Mann-W
Cadmium, Total (mg/L)	GWC-8A	-0.3301	No	Mann-W
Calcium (mg/L)	GWA-15 (bg)	-0.3021	No	Mann-W
Calcium (mg/L)	GWA-16 (bg)	-0.1541	No	Mann-W
Calcium (mg/L)	GWA-17 (bg)	2.206	No	Mann-W
Calcium (mg/L)	GWC-1	0.3082	No	Mann-W
Calcium (mg/L)	GWC-10	1.672	No	Mann-W
Calcium (mg/L)	GWC-11	0.624	No	Mann-W
Calcium (mg/L)	GWC-12	0.05049	No	Mann-W
Calcium (mg/L)	GWC-13	1.809	No	Mann-W

Welch's t-test/Mann-Whitney Appendix I & III - All Results

Plant Scherer Client: Southern Company Data: Scherer Cell 1-CCR Printed 5/17/2023, 12:22 PM

<u>Constituent</u>	<u>Well</u>	<u>Calc.</u>	<u>0.01</u>	<u>Method</u>
Calcium (mg/L)	GWC-14	0.5015	No	Mann-W
Calcium (mg/L)	GWC-18	0.463	No	Mann-W
Calcium (mg/L)	GWC-19	3.159	Yes	Mann-W
Calcium (mg/L)	GWC-2	-0.5704	No	Mann-W
Calcium (mg/L)	GWC-20	0.9871	No	Mann-W
Calcium (mg/L)	GWC-3	-2.203	No	Mann-W
Calcium (mg/L)	GWC-4	2.625	Yes	Mann-W
Calcium (mg/L)	GWC-5	-2.603	Yes	Mann-W
Calcium (mg/L)	GWC-6	-1.451	No	Mann-W
Calcium (mg/L)	GWC-7	0.5772	No	Mann-W
Calcium (mg/L)	GWC-8A	3.431	Yes	Mann-W
Calcium (mg/L)	GWC-9	0.5417	No	Mann-W
Chloride (mg/L)	GWA-15 (bg)	2.971	Yes	Mann-W
Chloride (mg/L)	GWA-16 (bg)	0.9797	No	Mann-W
Chloride (mg/L)	GWA-17 (bg)	-1.423	No	Mann-W
Chloride (mg/L)	GWC-1	0.5549	No	Mann-W
Chloride (mg/L)	GWC-10	2.768	Yes	Mann-W
Chloride (mg/L)	GWC-11	0.4119	No	Mann-W
Chloride (mg/L)	GWC-12	1.282	No	Mann-W
Chloride (mg/L)	GWC-13	0.6193	No	Mann-W
Chloride (mg/L)	GWC-14	2.975	Yes	Mann-W
Chloride (mg/L)	GWC-18	2.678	Yes	Mann-W
Chloride (mg/L)	GWC-19	2.903	Yes	Mann-W
Chloride (mg/L)	GWC-2	1.722	No	Mann-W
Chloride (mg/L)	GWC-20	1.426	No	Mann-W
Chloride (mg/L)	GWC-3	-1.058	No	Mann-W
Chloride (mg/L)	GWC-4	2.155	No	Mann-W
Chloride (mg/L)	GWC-5	-2.497	No	Mann-W
Chloride (mg/L)	GWC-6	0.4786	No	Mann-W
Chloride (mg/L)	GWC-7	3.005	Yes	Mann-W
Chloride (mg/L)	GWC-8A	1.863	No	Mann-W
Chloride (mg/L)	GWC-9	2.511	No	Mann-W
Chromium, Total (mg/L)	GWA-15 (bg)	-0.6	No	Mann-W
Chromium, Total (mg/L)	GWA-16 (bg)	2.099	No	Mann-W
Chromium, Total (mg/L)	GWA-17 (bg)	1.905	No	Mann-W
Chromium, Total (mg/L)	GWC-1	1.038	No	Mann-W
Chromium, Total (mg/L)	GWC-10	3.882	Yes	Mann-W
Chromium, Total (mg/L)	GWC-11	-1.493	No	Mann-W
Chromium, Total (mg/L)	GWC-12	0.116	No	Mann-W
Chromium, Total (mg/L)	GWC-13	0.9416	No	Mann-W
Chromium, Total (mg/L)	GWC-14	-0.2764	No	Mann-W
Chromium, Total (mg/L)	GWC-18	-1.588	No	Mann-W
Chromium, Total (mg/L)	GWC-19	2.624	Yes	Mann-W
Chromium, Total (mg/L)	GWC-2	0.1954	No	Mann-W
Chromium, Total (mg/L)	GWC-20	-1.215	No	Mann-W
Chromium, Total (mg/L)	GWC-3	-2.139	No	Mann-W
Chromium, Total (mg/L)	GWC-4	-1.932	No	Mann-W
Chromium, Total (mg/L)	GWC-5	2.015	No	Mann-W
Chromium, Total (mg/L)	GWC-6	0.359	No	Mann-W
Chromium, Total (mg/L)	GWC-7	-1.023	No	Mann-W
Chromium, Total (mg/L)	GWC-8A	-2.075	No	Mann-W
Chromium, Total (mg/L)	GWC-9	-0.05518	No	Mann-W
Cobalt, Total (mg/L)	GWA-15 (bg)	0	No	Mann-W
Cobalt, Total (mg/L)	GWA-16 (bg)	-0.8923	No	Mann-W
Cobalt, Total (mg/L)	GWA-17 (bg)	0.6082	No	Mann-W

Welch's t-test/Mann-Whitney Appendix I & III - All Results

Plant Scherer Client: Southern Company Data: Scherer Cell 1-CCR Printed 5/17/2023, 12:22 PM

<u>Constituent</u>	<u>Well</u>	<u>Calc.</u>	<u>0.01</u>	<u>Method</u>
Cobalt, Total (mg/L)	GWC-1	-1.667	No	Mann-W
Cobalt, Total (mg/L)	GWC-11	0.2785	No	Mann-W
Cobalt, Total (mg/L)	GWC-12	-3.491	Yes	Mann-W
Cobalt, Total (mg/L)	GWC-18	-0.7932	No	Mann-W
Cobalt, Total (mg/L)	GWC-19	0.4667	No	Mann-W
Cobalt, Total (mg/L)	GWC-2	-1.667	No	Mann-W
Cobalt, Total (mg/L)	GWC-20	0.8398	No	Mann-W
Cobalt, Total (mg/L)	GWC-3	-1.617	No	Mann-W
Cobalt, Total (mg/L)	GWC-4	-0.451	No	Mann-W
Cobalt, Total (mg/L)	GWC-5	0.2785	No	Mann-W
Cobalt, Total (mg/L)	GWC-6	-1.106	No	Mann-W
Cobalt, Total (mg/L)	GWC-7	-0.6188	No	Mann-W
Cobalt, Total (mg/L)	GWC-8A	0.9229	No	Mann-W
Cobalt, Total (mg/L)	GWC-9	-3.624	Yes	Mann-W
Copper (mg/L)	GWA-16 (bg)	-1.617	No	Mann-W
Copper (mg/L)	GWA-17 (bg)	0.3062	No	Mann-W
Copper (mg/L)	GWC-1	-3.601	Yes	Mann-W
Copper (mg/L)	GWC-11	-0.07349	No	Mann-W
Copper (mg/L)	GWC-13	-0.5103	No	Mann-W
Copper (mg/L)	GWC-14	-0.5103	No	Mann-W
Copper (mg/L)	GWC-18	-0.05395	No	Mann-W
Copper (mg/L)	GWC-2	-4.462	Yes	Mann-W
Copper (mg/L)	GWC-20	-0.5213	No	Mann-W
Copper (mg/L)	GWC-3	-3.213	Yes	Mann-W
Copper (mg/L)	GWC-4	-2.035	No	Mann-W
Copper (mg/L)	GWC-6	-0.4853	No	Mann-W
Copper (mg/L)	GWC-7	-1.506	No	Mann-W
Copper (mg/L)	GWC-8A	-2.179	No	Mann-W
Copper (mg/L)	GWC-9	-1.895	No	Mann-W
Fluoride (mg/L)	GWA-15 (bg)	-1.403	No	Mann-W
Fluoride (mg/L)	GWA-16 (bg)	-1.732	No	Mann-W
Fluoride (mg/L)	GWA-17 (bg)	-0.5409	No	Mann-W
Fluoride (mg/L)	GWC-1	-0.9678	No	Mann-W
Fluoride (mg/L)	GWC-10	1.533	No	Mann-W
Fluoride (mg/L)	GWC-11	-1.406	No	Mann-W
Fluoride (mg/L)	GWC-12	-0.9703	No	Mann-W
Fluoride (mg/L)	GWC-13	-1.448	No	Mann-W
Fluoride (mg/L)	GWC-14	-0.6675	No	Mann-W
Fluoride (mg/L)	GWC-18	-2.673	Yes	Mann-W
Fluoride (mg/L)	GWC-19	-2.727	Yes	Mann-W
Fluoride (mg/L)	GWC-2	-1.84	No	Mann-W
Fluoride (mg/L)	GWC-20	-1.907	No	Mann-W
Fluoride (mg/L)	GWC-3	0.37	No	Mann-W
Fluoride (mg/L)	GWC-4	0.3525	No	Mann-W
Fluoride (mg/L)	GWC-5	-1.26	No	Mann-W
Fluoride (mg/L)	GWC-6	-1.354	No	Mann-W
Fluoride (mg/L)	GWC-7	-2	No	Mann-W
Fluoride (mg/L)	GWC-8A	-1.754	No	Mann-W
Fluoride (mg/L)	GWC-9	0.312	No	Mann-W
Lead, Total (mg/L)	GWA-16 (bg)	0.3873	No	Mann-W
Lead, Total (mg/L)	GWA-17 (bg)	0.3873	No	Mann-W
Lead, Total (mg/L)	GWC-1	0.6565	No	Mann-W
Lead, Total (mg/L)	GWC-11	-0.09379	No	Mann-W
Lead, Total (mg/L)	GWC-13	0.3873	No	Mann-W
Lead, Total (mg/L)	GWC-19	-1.259	No	Mann-W

Welch's t-test/Mann-Whitney Appendix I & III - All Results

Plant Scherer Client: Southern Company Data: Scherer Cell 1-CCR Printed 5/17/2023, 12:22 PM

<u>Constituent</u>	<u>Well</u>	<u>Calc.</u>	<u>0.01</u>	<u>Method</u>
Lead, Total (mg/L)	GWC-2	0.3873	No	Mann-W
Lead, Total (mg/L)	GWC-3	-1.219	No	Mann-W
Lead, Total (mg/L)	GWC-4	0.3873	No	Mann-W
Lead, Total (mg/L)	GWC-7	-1.219	No	Mann-W
Lead, Total (mg/L)	GWC-8A	-1.259	No	Mann-W
Mercury (mg/L)	GWA-15 (bg)	0.4667	No	Mann-W
Mercury (mg/L)	GWA-16 (bg)	0.6082	No	Mann-W
Mercury (mg/L)	GWA-17 (bg)	0.6082	No	Mann-W
Mercury (mg/L)	GWC-1	0.4667	No	Mann-W
Mercury (mg/L)	GWC-10	0.6082	No	Mann-W
Mercury (mg/L)	GWC-11	0.4667	No	Mann-W
Mercury (mg/L)	GWC-13	0.4667	No	Mann-W
Mercury (mg/L)	GWC-14	0.4667	No	Mann-W
Mercury (mg/L)	GWC-18	0.2785	No	Mann-W
Mercury (mg/L)	GWC-19	0.4667	No	Mann-W
Mercury (mg/L)	GWC-2	0.4667	No	Mann-W
Mercury (mg/L)	GWC-20	-0.7296	No	Mann-W
Mercury (mg/L)	GWC-3	0.6084	No	Mann-W
Mercury (mg/L)	GWC-4	0.2785	No	Mann-W
Mercury (mg/L)	GWC-5	0.2785	No	Mann-W
Mercury (mg/L)	GWC-6	0.6082	No	Mann-W
Mercury (mg/L)	GWC-7	0.6082	No	Mann-W
Mercury (mg/L)	GWC-8A	0.8398	No	Mann-W
Mercury (mg/L)	GWC-9	0.2785	No	Mann-W
Nickel (mg/L)	GWA-15 (bg)	-3.499	Yes	Mann-W
Nickel (mg/L)	GWA-16 (bg)	0.3128	No	Mann-W
Nickel (mg/L)	GWA-17 (bg)	-2.535	No	Mann-W
Nickel (mg/L)	GWC-1	-3.232	Yes	Mann-W
Nickel (mg/L)	GWC-10	0.7149	No	Mann-W
Nickel (mg/L)	GWC-11	-3.668	Yes	Mann-W
Nickel (mg/L)	GWC-12	-3.668	Yes	Mann-W
Nickel (mg/L)	GWC-13	-0.6471	No	Mann-W
Nickel (mg/L)	GWC-18	0.6877	No	Mann-W
Nickel (mg/L)	GWC-19	0.2015	No	Mann-W
Nickel (mg/L)	GWC-2	2.837	Yes	Mann-W
Nickel (mg/L)	GWC-20	-3.783	Yes	Mann-W
Nickel (mg/L)	GWC-3	1.423	No	Mann-W
Nickel (mg/L)	GWC-4	-3.285	Yes	Mann-W
Nickel (mg/L)	GWC-5	-3.032	Yes	Mann-W
Nickel (mg/L)	GWC-6	-3.166	Yes	Mann-W
Nickel (mg/L)	GWC-7	-0.04915	No	Mann-W
Nickel (mg/L)	GWC-8A	2.624	Yes	Mann-W
Nickel (mg/L)	GWC-9	-1.671	No	Mann-W
pH (S.U.)	GWA-15 (bg)	-1.667	No	Mann-W
pH (S.U.)	GWA-16 (bg)	1.11	No	Mann-W
pH (S.U.)	GWA-17 (bg)	2.513	No	Mann-W
pH (S.U.)	GWC-1	-0.2242	No	Mann-W
pH (S.U.)	GWC-10	-0.401	No	Mann-W
pH (S.U.)	GWC-11	-0.7252	No	Mann-W
pH (S.U.)	GWC-12	0	No	Mann-W
pH (S.U.)	GWC-13	0.8555	No	Mann-W
pH (S.U.)	GWC-14	-0.9801	No	Mann-W
pH (S.U.)	GWC-18	2.91	Yes	Mann-W
pH (S.U.)	GWC-19	-0.9191	No	Mann-W
pH (S.U.)	GWC-2	-0.2015	No	Mann-W

Welch's t-test/Mann-Whitney Appendix I & III - All Results

Plant Scherer Client: Southern Company Data: Scherer Cell 1-CCR Printed 5/17/2023, 12:22 PM

<u>Constituent</u>	<u>Well</u>	<u>Calc.</u>	<u>0.01</u>	<u>Method</u>
pH (S.U.)	GWC-20	2.063	No	Mann-W
pH (S.U.)	GWC-3	1.065	No	Mann-W
pH (S.U.)	GWC-4	-0.6677	No	Mann-W
pH (S.U.)	GWC-5	2.575	No	Mann-W
pH (S.U.)	GWC-6	-1.836	No	Mann-W
pH (S.U.)	GWC-7	-0.9425	No	Mann-W
pH (S.U.)	GWC-8A	-2.247	No	Mann-W
pH (S.U.)	GWC-9	-0.7093	No	Mann-W
Selenium, Total (mg/L)	GWA-15 (bg)	0.2785	No	Mann-W
Selenium, Total (mg/L)	GWA-16 (bg)	0.6082	No	Mann-W
Selenium, Total (mg/L)	GWA-17 (bg)	0.4667	No	Mann-W
Selenium, Total (mg/L)	GWC-1	-0.06667	No	Mann-W
Selenium, Total (mg/L)	GWC-10	0.4667	No	Mann-W
Selenium, Total (mg/L)	GWC-11	0.169	No	Mann-W
Selenium, Total (mg/L)	GWC-12	0.2785	No	Mann-W
Selenium, Total (mg/L)	GWC-14	-0.06667	No	Mann-W
Selenium, Total (mg/L)	GWC-18	0.2785	No	Mann-W
Selenium, Total (mg/L)	GWC-19	0.2785	No	Mann-W
Selenium, Total (mg/L)	GWC-2	0.6082	No	Mann-W
Selenium, Total (mg/L)	GWC-3	0.2785	No	Mann-W
Selenium, Total (mg/L)	GWC-4	-3.934	Yes	Mann-W
Selenium, Total (mg/L)	GWC-5	-3.081	Yes	Mann-W
Selenium, Total (mg/L)	GWC-6	0.7329	No	Mann-W
Selenium, Total (mg/L)	GWC-7	-0.06667	No	Mann-W
Selenium, Total (mg/L)	GWC-8A	0.7296	No	Mann-W
Selenium, Total (mg/L)	GWC-9	-0.4642	No	Mann-W
Sulfate (mg/L)	GWA-15 (bg)	2.338	No	Mann-W
Sulfate (mg/L)	GWA-16 (bg)	0.3873	No	Mann-W
Sulfate (mg/L)	GWA-17 (bg)	0.8658	No	Mann-W
Sulfate (mg/L)	GWC-1	1.321	No	Mann-W
Sulfate (mg/L)	GWC-10	3.707	Yes	Mann-W
Sulfate (mg/L)	GWC-11	0.6565	No	Mann-W
Sulfate (mg/L)	GWC-12	-0.258	No	Mann-W
Sulfate (mg/L)	GWC-13	-0.2338	No	Mann-W
Sulfate (mg/L)	GWC-14	-0.0701	No	Mann-W
Sulfate (mg/L)	GWC-18	0.8658	No	Mann-W
Sulfate (mg/L)	GWC-19	1.102	No	Mann-W
Sulfate (mg/L)	GWC-2	1.504	No	Mann-W
Sulfate (mg/L)	GWC-20	1.574	No	Mann-W
Sulfate (mg/L)	GWC-3	-0.1671	No	Mann-W
Sulfate (mg/L)	GWC-4	2.925	Yes	Mann-W
Sulfate (mg/L)	GWC-5	-2.822	Yes	Mann-W
Sulfate (mg/L)	GWC-6	1.259	No	Mann-W
Sulfate (mg/L)	GWC-7	1.051	No	Mann-W
Sulfate (mg/L)	GWC-8A	-2.125	No	Mann-W
Sulfate (mg/L)	GWC-9	0.3503	No	Mann-W
Thallium, Total (mg/L)	GWA-15 (bg)	0.2785	No	Mann-W
Thallium, Total (mg/L)	GWA-16 (bg)	0.4667	No	Mann-W
Thallium, Total (mg/L)	GWA-17 (bg)	0.2785	No	Mann-W
Thallium, Total (mg/L)	GWC-1	-1.8	No	Mann-W
Thallium, Total (mg/L)	GWC-19	-2.785	Yes	Mann-W
Thallium, Total (mg/L)	GWC-2	0.2785	No	Mann-W
Thallium, Total (mg/L)	GWC-4	0.2785	No	Mann-W
Thallium, Total (mg/L)	GWC-5	-2.785	Yes	Mann-W
Thallium, Total (mg/L)	GWC-6	-3.934	Yes	Mann-W

Welch's t-test/Mann-Whitney Appendix I & III - All Results

Plant Scherer Client: Southern Company Data: Scherer Cell 1-CCR Printed 5/17/2023, 12:22 PM

Constituent	Well	Calc.	0.01	Method
Thallium, Total (mg/L)	GWC-7	-0.7296	No	Mann-W
Thallium, Total (mg/L)	GWC-8A	-3.934	Yes	Mann-W
Thallium, Total (mg/L)	GWC-9	-2.785	Yes	Mann-W
Total Dissolved Solids (mg/L)	GWA-15 (bg)	2.057	No	Mann-W
Total Dissolved Solids (mg/L)	GWA-16 (bg)	0.8553	No	Mann-W
Total Dissolved Solids (mg/L)	GWA-17 (bg)	1.651	No	Mann-W
Total Dissolved Solids (mg/L)	GWC-1	0.4604	No	Mann-W
Total Dissolved Solids (mg/L)	GWC-10	2.365	No	Mann-W
Total Dissolved Solids (mg/L)	GWC-11	0.1603	No	Mann-W
Total Dissolved Solids (mg/L)	GWC-12	0.6037	No	Mann-W
Total Dissolved Solids (mg/L)	GWC-13	0.266	No	Mann-W
Total Dissolved Solids (mg/L)	GWC-14	0.7009	No	Mann-W
Total Dissolved Solids (mg/L)	GWC-18	-0.05007	No	Mann-W
Total Dissolved Solids (mg/L)	GWC-19	2.526	No	Mann-W
Total Dissolved Solids (mg/L)	GWC-2	0.711	No	Mann-W
Total Dissolved Solids (mg/L)	GWC-20	1.713	No	Mann-W
Total Dissolved Solids (mg/L)	GWC-3	0.3505	No	Mann-W
Total Dissolved Solids (mg/L)	GWC-4	2.481	No	Mann-W
Total Dissolved Solids (mg/L)	GWC-5	-2.651	Yes	Mann-W
Total Dissolved Solids (mg/L)	GWC-6	0.8685	No	Mann-W
Total Dissolved Solids (mg/L)	GWC-7	1.566	No	Mann-W
Total Dissolved Solids (mg/L)	GWC-8A	1.985	No	Mann-W
Total Dissolved Solids (mg/L)	GWC-9	0.2522	No	Mann-W
Vanadium (mg/L)	GWA-15 (bg)	-1.032	No	Mann-W
Vanadium (mg/L)	GWA-16 (bg)	1.609	No	Mann-W
Vanadium (mg/L)	GWA-17 (bg)	1.941	No	Mann-W
Vanadium (mg/L)	GWC-1	1.255	No	Mann-W
Vanadium (mg/L)	GWC-10	0.4678	No	Mann-W
Vanadium (mg/L)	GWC-11	0.4292	No	Mann-W
Vanadium (mg/L)	GWC-12	-1.032	No	Mann-W
Vanadium (mg/L)	GWC-13	-0.5216	No	Mann-W
Vanadium (mg/L)	GWC-14	0.9467	No	Mann-W
Vanadium (mg/L)	GWC-18	1.68	No	Mann-W
Vanadium (mg/L)	GWC-19	-0.3614	No	Mann-W
Vanadium (mg/L)	GWC-2	1.396	No	Mann-W
Vanadium (mg/L)	GWC-20	0.2987	No	Mann-W
Vanadium (mg/L)	GWC-3	1.639	No	Mann-W
Vanadium (mg/L)	GWC-4	-1.15	No	Mann-W
Vanadium (mg/L)	GWC-5	-0.4294	No	Mann-W
Vanadium (mg/L)	GWC-6	1.645	No	Mann-W
Vanadium (mg/L)	GWC-7	0.8379	No	Mann-W
Vanadium (mg/L)	GWC-8A	-2.634	Yes	Mann-W
Vanadium (mg/L)	GWC-9	0.592	No	Mann-W
Zinc (mg/L)	GWA-15 (bg)	-0.5103	No	Mann-W
Zinc (mg/L)	GWA-16 (bg)	0.3062	No	Mann-W
Zinc (mg/L)	GWA-17 (bg)	-0.3056	No	Mann-W
Zinc (mg/L)	GWC-1	-1.47	No	Mann-W
Zinc (mg/L)	GWC-10	0.3062	No	Mann-W
Zinc (mg/L)	GWC-11	-2.204	No	Mann-W
Zinc (mg/L)	GWC-12	-1.229	No	Mann-W
Zinc (mg/L)	GWC-13	-1.856	No	Mann-W
Zinc (mg/L)	GWC-14	0.3062	No	Mann-W
Zinc (mg/L)	GWC-18	-0.5103	No	Mann-W
Zinc (mg/L)	GWC-19	-0.5213	No	Mann-W
Zinc (mg/L)	GWC-2	1.911	No	Mann-W

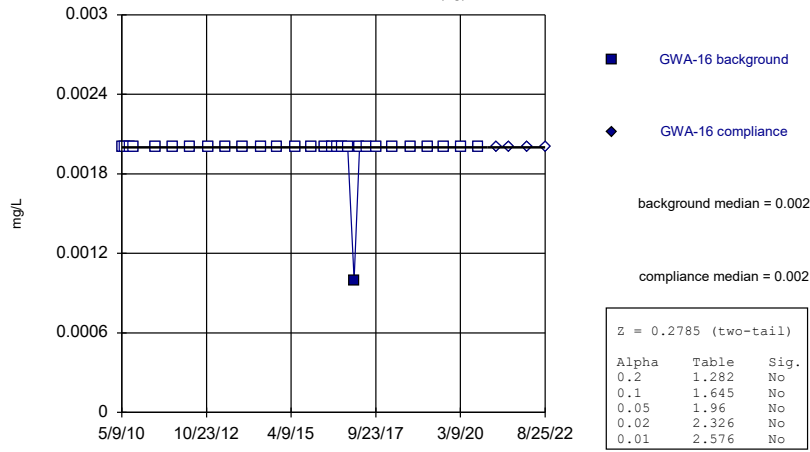
Welch's t-test/Mann-Whitney Appendix I & III - All Results

Plant Scherer Client: Southern Company Data: Scherer Cell 1-CCR Printed 5/17/2023, 12:22 PM

<u>Constituent</u>	<u>Well</u>	<u>Calc.</u>	<u>0.01</u>	<u>Method</u>
Zinc (mg/L)	GWC-20	1.323	No	Mann-W
Zinc (mg/L)	GWC-3	-1.969	No	Mann-W
Zinc (mg/L)	GWC-4	-0.07349	No	Mann-W
Zinc (mg/L)	GWC-5	-2.325	No	Mann-W
Zinc (mg/L)	GWC-6	-0.5103	No	Mann-W
Zinc (mg/L)	GWC-7	-2.058	No	Mann-W
Zinc (mg/L)	GWC-8A	-2.082	No	Mann-W
Zinc (mg/L)	GWC-9	0.3062	No	Mann-W

Mann-Whitney (Wilcoxon Rank Sum)

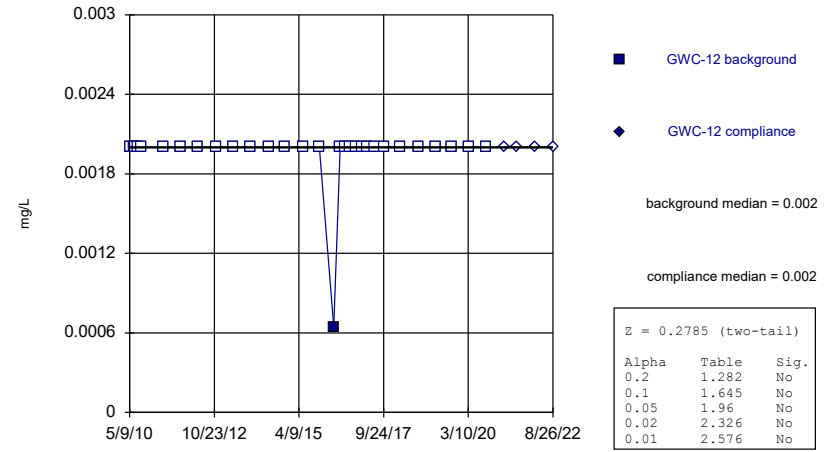
GWA-16 (bg)



Constituent: Antimony, Total Analysis Run 5/17/2023 12:14 PM View: Mann-Whitney
 Plant Scherer Client: Southern Company Data: Scherer Cell 1-CCR

Mann-Whitney (Wilcoxon Rank Sum)

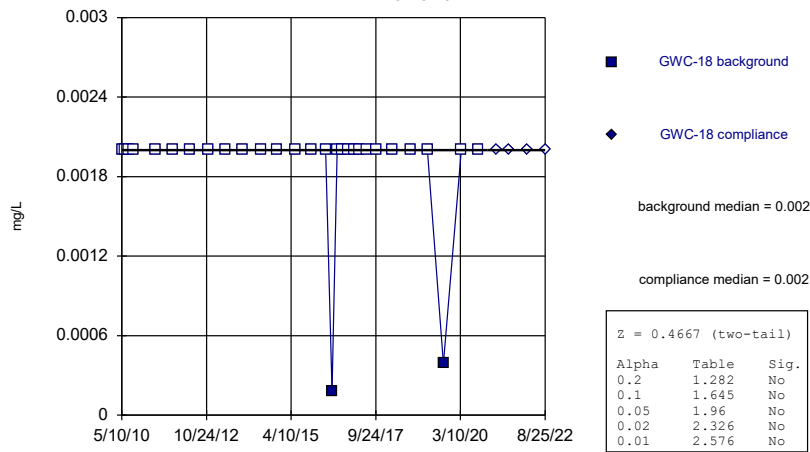
GWC-12



Constituent: Antimony, Total Analysis Run 5/17/2023 12:14 PM View: Mann-Whitney
 Plant Scherer Client: Southern Company Data: Scherer Cell 1-CCR

Mann-Whitney (Wilcoxon Rank Sum)

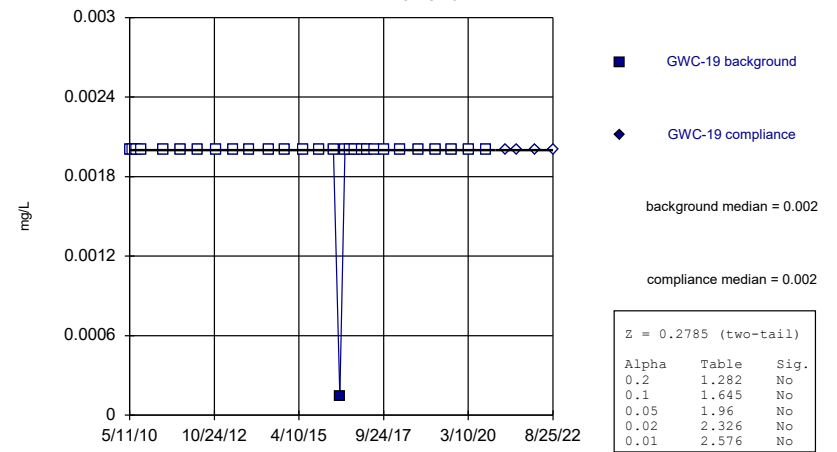
GWC-18



Constituent: Antimony, Total Analysis Run 5/17/2023 12:15 PM View: Mann-Whitney
 Plant Scherer Client: Southern Company Data: Scherer Cell 1-CCR

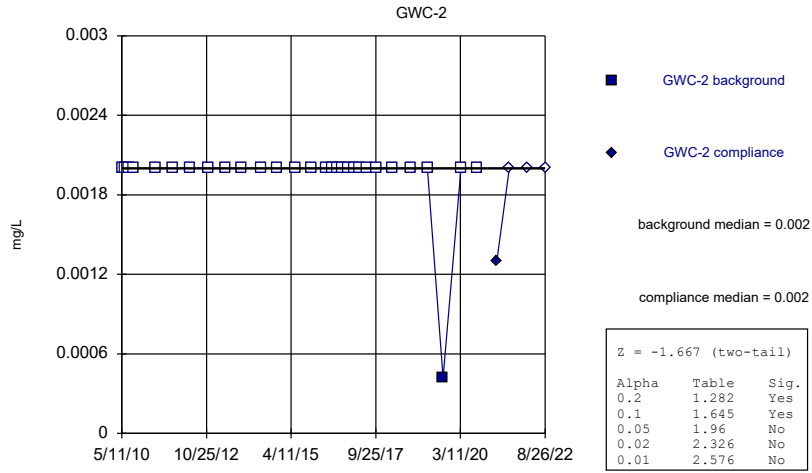
Mann-Whitney (Wilcoxon Rank Sum)

GWC-19



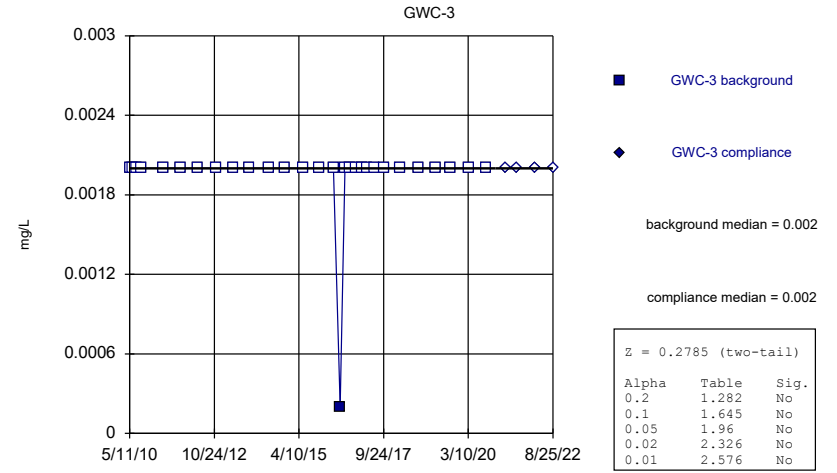
Constituent: Antimony, Total Analysis Run 5/17/2023 12:15 PM View: Mann-Whitney
 Plant Scherer Client: Southern Company Data: Scherer Cell 1-CCR

Mann-Whitney (Wilcoxon Rank Sum)



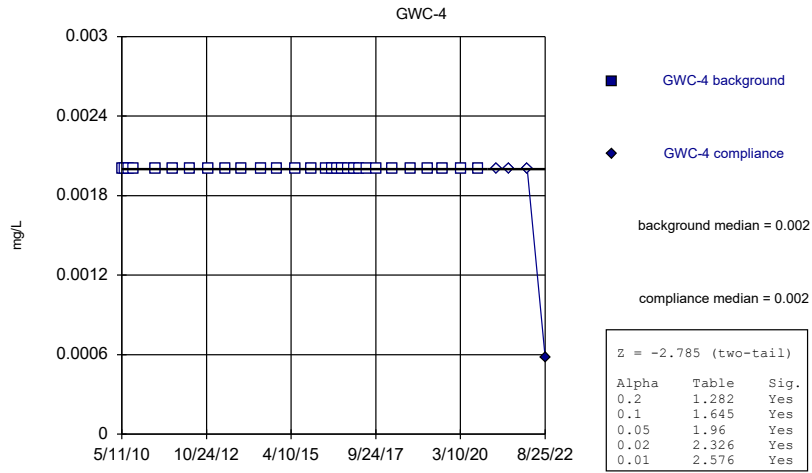
Constituent: Antimony, Total Analysis Run 5/17/2023 12:15 PM View: Mann-Whitney
Plant Scherer Client: Southern Company Data: Scherer Cell 1-CCR

Mann-Whitney (Wilcoxon Rank Sum)



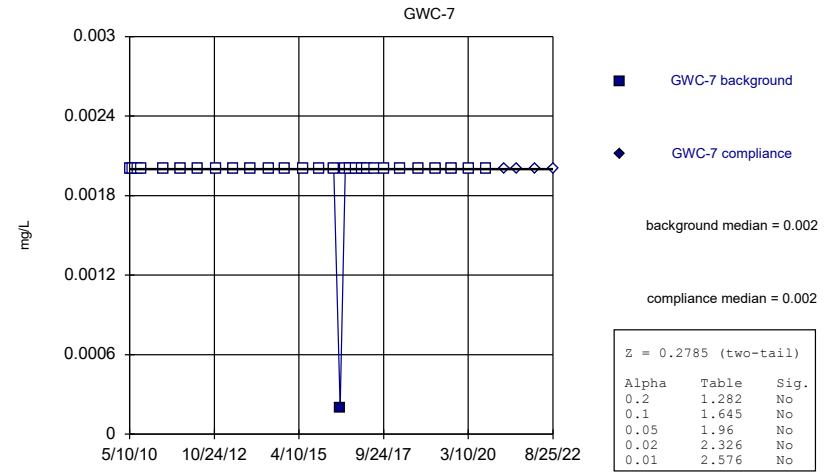
Constituent: Antimony, Total Analysis Run 5/17/2023 12:15 PM View: Mann-Whitney
Plant Scherer Client: Southern Company Data: Scherer Cell 1-CCR

Mann-Whitney (Wilcoxon Rank Sum)



Constituent: Antimony, Total Analysis Run 5/17/2023 12:15 PM View: Mann-Whitney
Plant Scherer Client: Southern Company Data: Scherer Cell 1-CCR

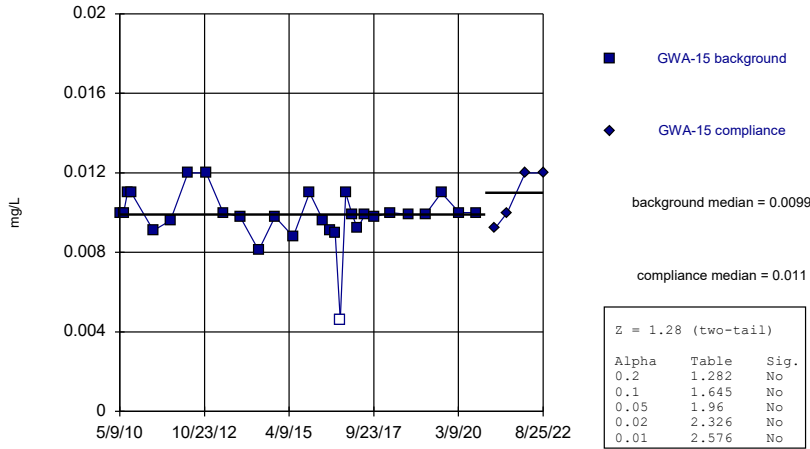
Mann-Whitney (Wilcoxon Rank Sum)



Constituent: Antimony, Total Analysis Run 5/17/2023 12:15 PM View: Mann-Whitney
Plant Scherer Client: Southern Company Data: Scherer Cell 1-CCR

Mann-Whitney (Wilcoxon Rank Sum)

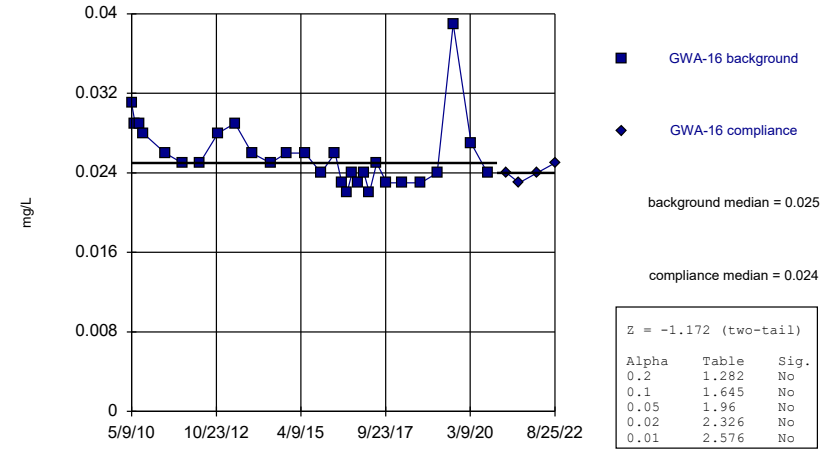
GWA-15 (bg)



Constituent: Barium, Total Analysis Run 5/17/2023 12:15 PM View: Mann-Whitney
Plant Scherer Client: Southern Company Data: Scherer Cell 1-CCR

Mann-Whitney (Wilcoxon Rank Sum)

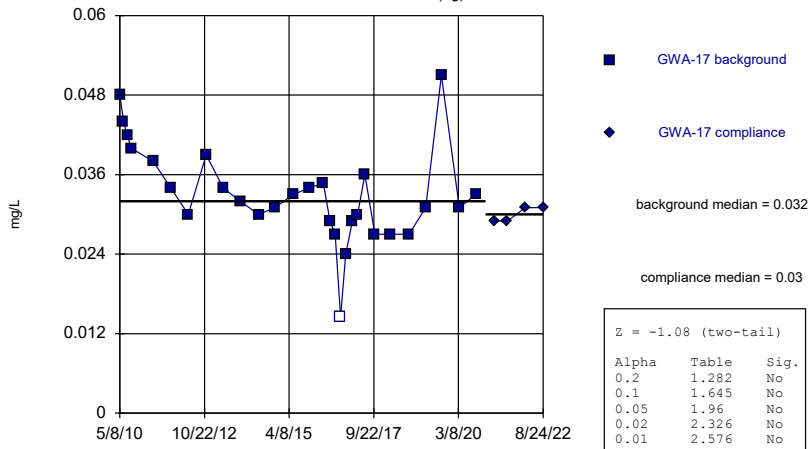
GWA-16 (bg)



Constituent: Barium, Total Analysis Run 5/17/2023 12:15 PM View: Mann-Whitney
Plant Scherer Client: Southern Company Data: Scherer Cell 1-CCR

Mann-Whitney (Wilcoxon Rank Sum)

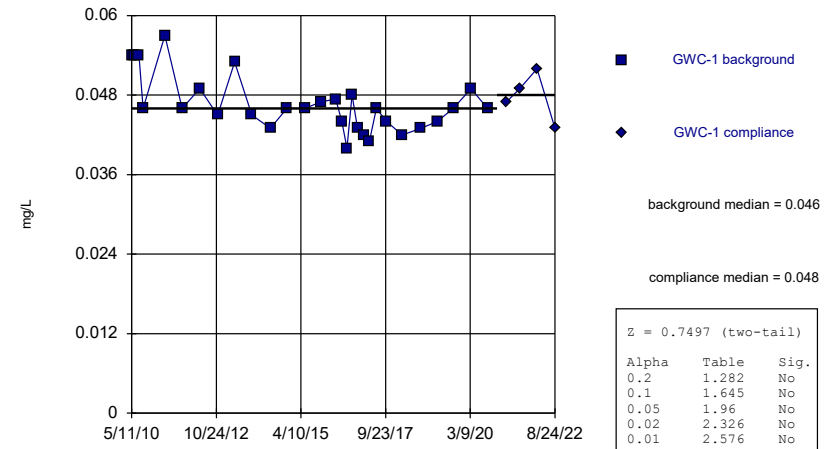
GWA-17 (bg)



Constituent: Barium, Total Analysis Run 5/17/2023 12:15 PM View: Mann-Whitney
Plant Scherer Client: Southern Company Data: Scherer Cell 1-CCR

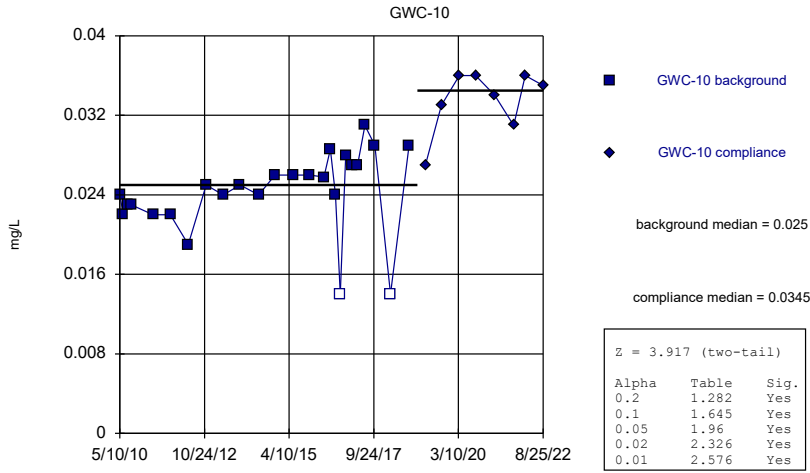
Mann-Whitney (Wilcoxon Rank Sum)

GWC-1



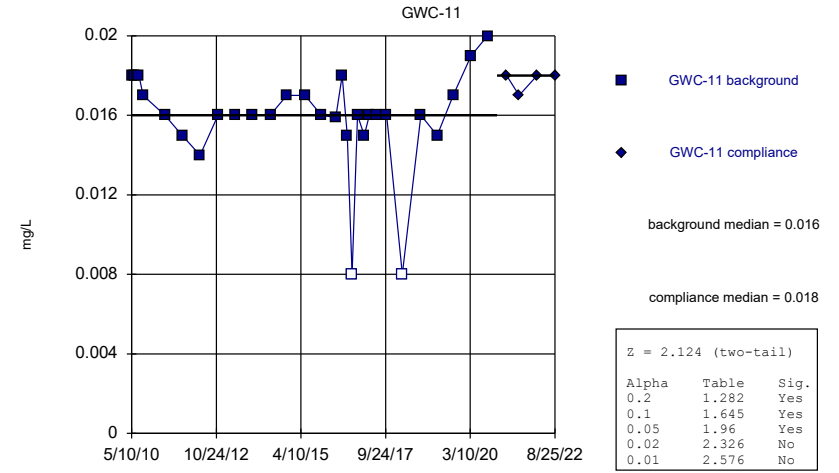
Constituent: Barium, Total Analysis Run 5/17/2023 12:15 PM View: Mann-Whitney
Plant Scherer Client: Southern Company Data: Scherer Cell 1-CCR

Mann-Whitney (Wilcoxon Rank Sum)



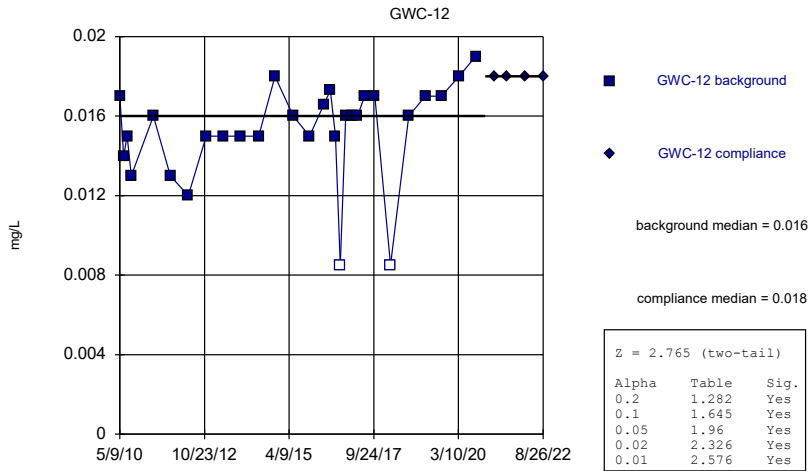
Constituent: Barium, Total Analysis Run 5/17/2023 12:15 PM View: Mann-Whitney
Plant Scherer Client: Southern Company Data: Scherer Cell 1-CCR

Mann-Whitney (Wilcoxon Rank Sum)



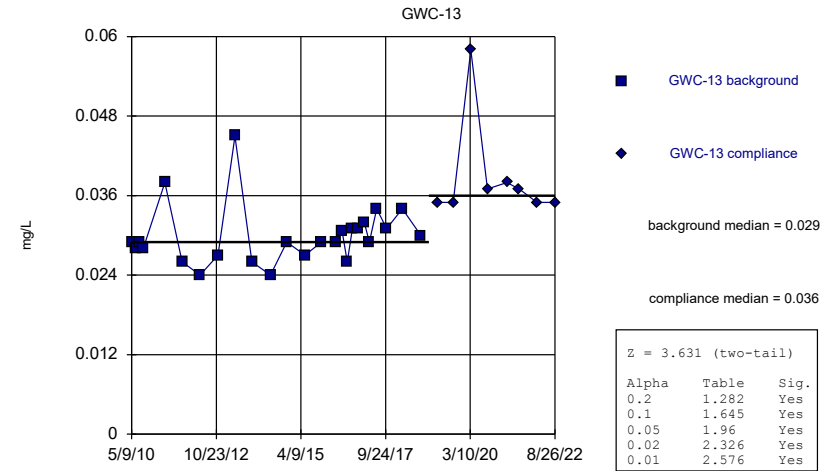
Constituent: Barium, Total Analysis Run 5/17/2023 12:15 PM View: Mann-Whitney
Plant Scherer Client: Southern Company Data: Scherer Cell 1-CCR

Mann-Whitney (Wilcoxon Rank Sum)



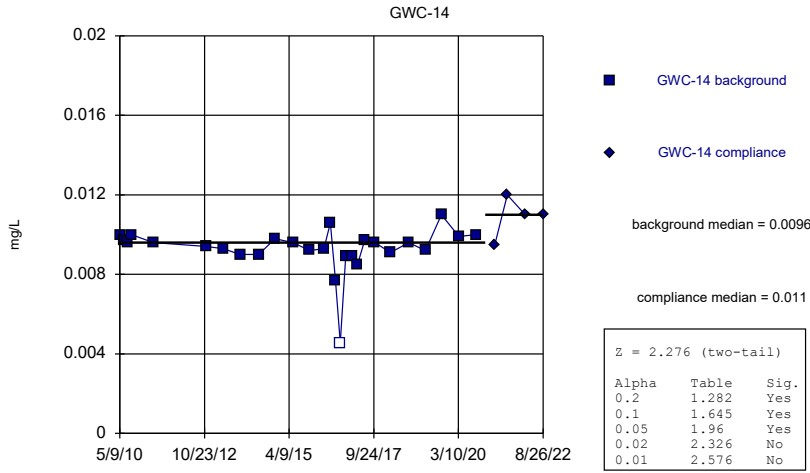
Constituent: Barium, Total Analysis Run 5/17/2023 12:15 PM View: Mann-Whitney
Plant Scherer Client: Southern Company Data: Scherer Cell 1-CCR

Mann-Whitney (Wilcoxon Rank Sum)



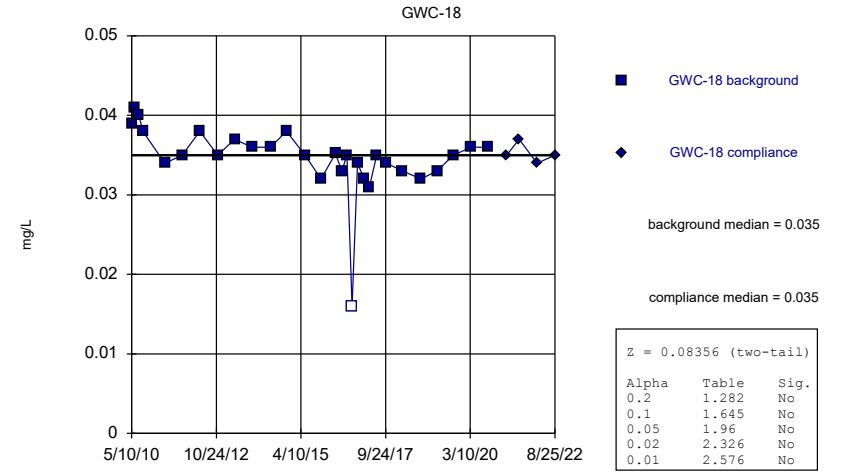
Constituent: Barium, Total Analysis Run 5/17/2023 12:15 PM View: Mann-Whitney
Plant Scherer Client: Southern Company Data: Scherer Cell 1-CCR

Mann-Whitney (Wilcoxon Rank Sum)



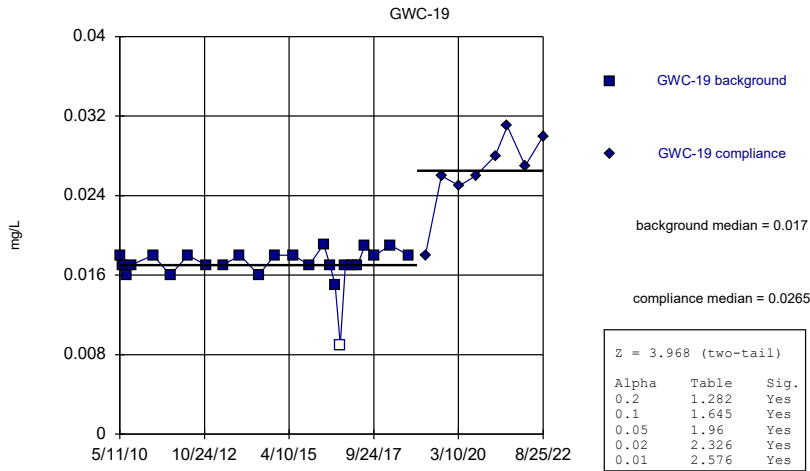
Constituent: Barium, Total Analysis Run 5/17/2023 12:15 PM View: Mann-Whitney
Plant Scherer Client: Southern Company Data: Scherer Cell 1-CCR

Mann-Whitney (Wilcoxon Rank Sum)



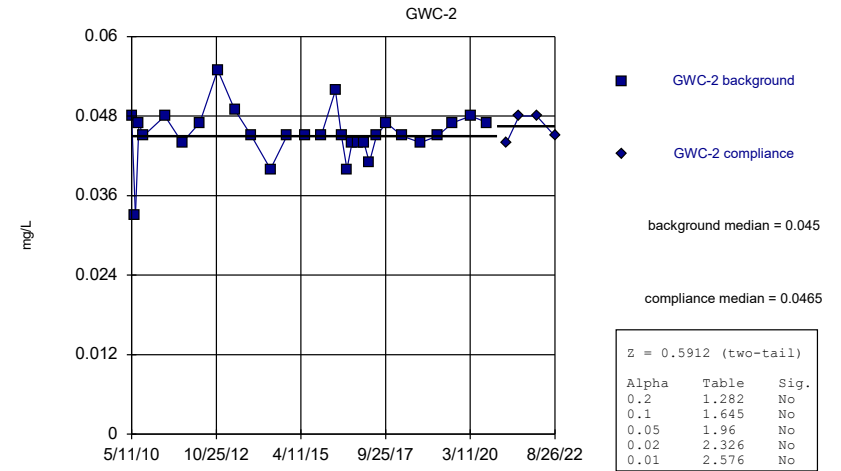
Constituent: Barium, Total Analysis Run 5/17/2023 12:15 PM View: Mann-Whitney
Plant Scherer Client: Southern Company Data: Scherer Cell 1-CCR

Mann-Whitney (Wilcoxon Rank Sum)



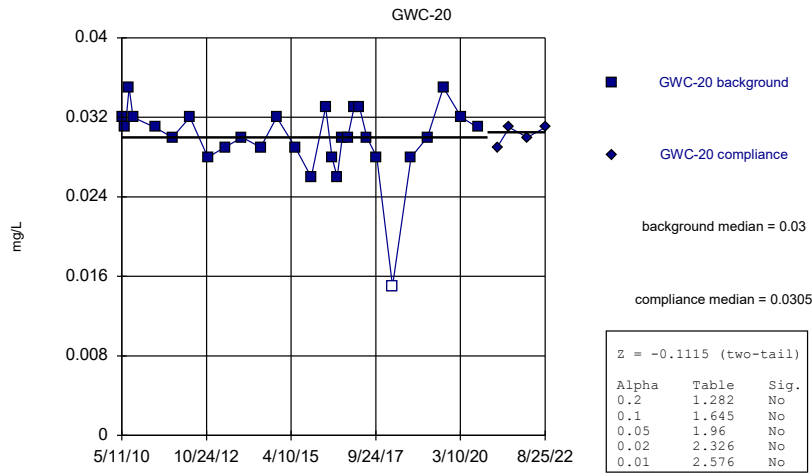
Constituent: Barium, Total Analysis Run 5/17/2023 12:15 PM View: Mann-Whitney
Plant Scherer Client: Southern Company Data: Scherer Cell 1-CCR

Mann-Whitney (Wilcoxon Rank Sum)



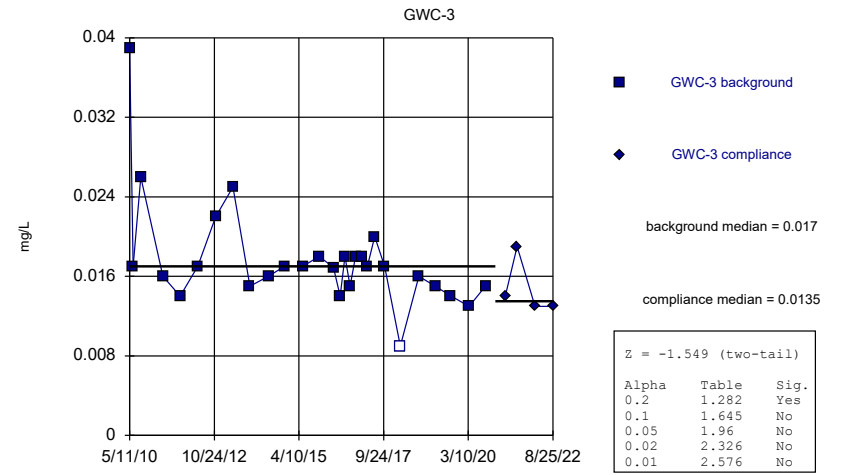
Constituent: Barium, Total Analysis Run 5/17/2023 12:15 PM View: Mann-Whitney
Plant Scherer Client: Southern Company Data: Scherer Cell 1-CCR

Mann-Whitney (Wilcoxon Rank Sum)



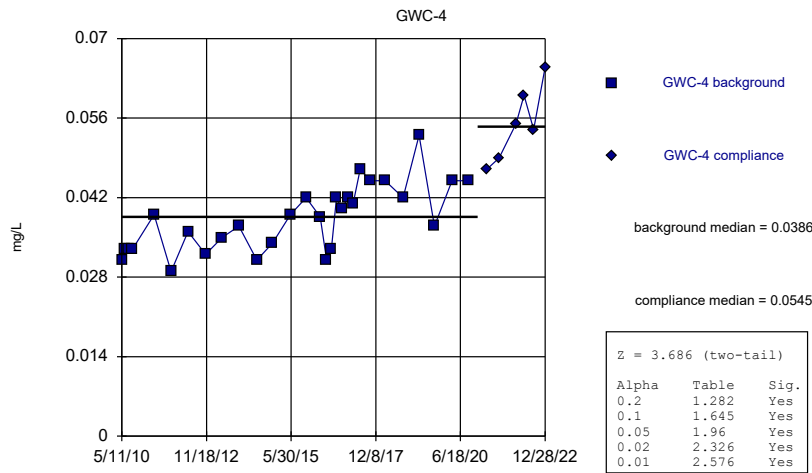
Constituent: Barium, Total Analysis Run 5/17/2023 12:15 PM View: Mann-Whitney
Plant Scherer Client: Southern Company Data: Scherer Cell 1-CCR

Mann-Whitney (Wilcoxon Rank Sum)



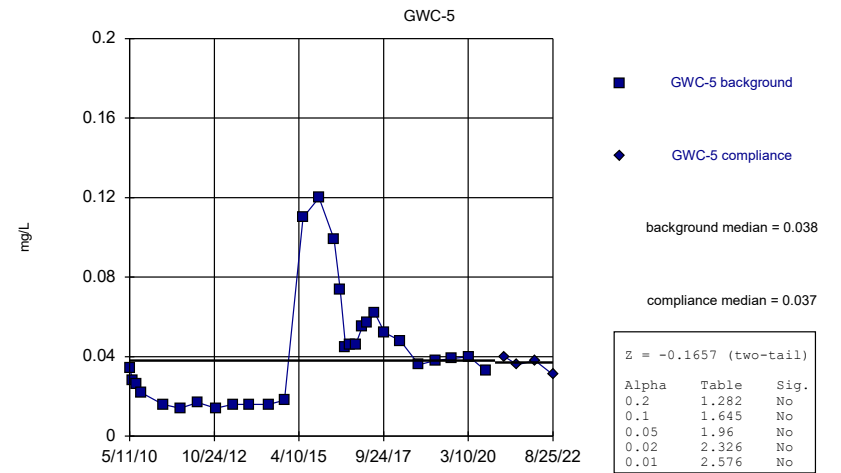
Constituent: Barium, Total Analysis Run 5/17/2023 12:15 PM View: Mann-Whitney
Plant Scherer Client: Southern Company Data: Scherer Cell 1-CCR

Mann-Whitney (Wilcoxon Rank Sum)



Constituent: Barium, Total Analysis Run 5/17/2023 12:15 PM View: Mann-Whitney
Plant Scherer Client: Southern Company Data: Scherer Cell 1-CCR

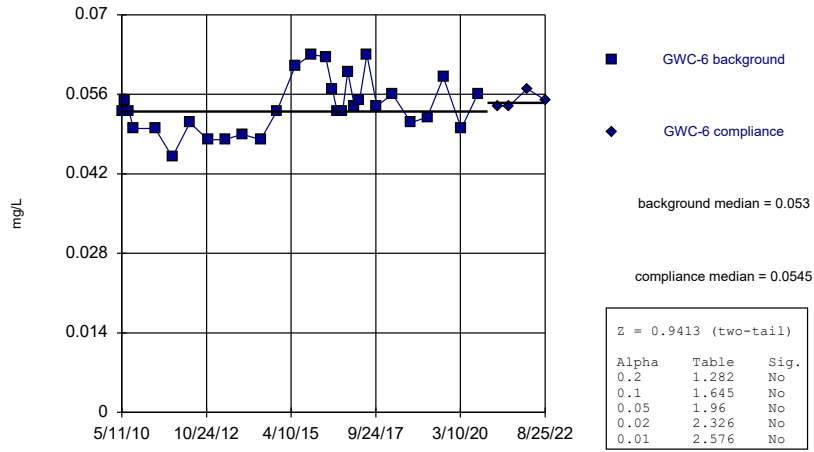
Mann-Whitney (Wilcoxon Rank Sum)



Constituent: Barium, Total Analysis Run 5/17/2023 12:15 PM View: Mann-Whitney
Plant Scherer Client: Southern Company Data: Scherer Cell 1-CCR

Mann-Whitney (Wilcoxon Rank Sum)

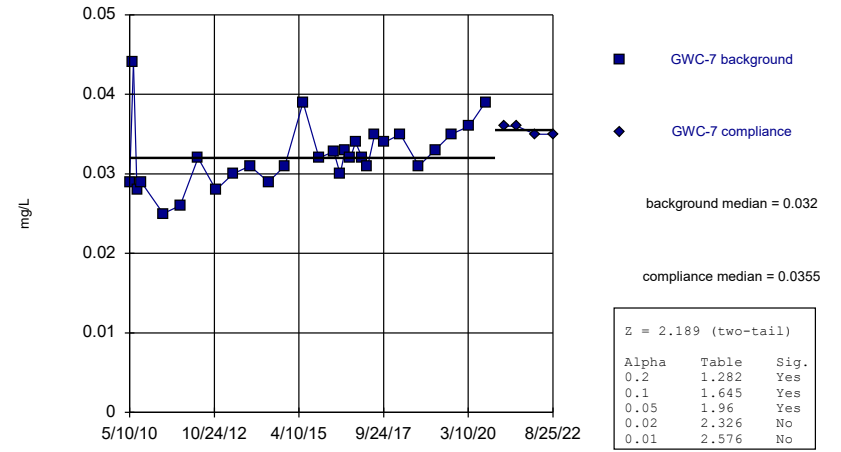
GWC-6



Constituent: Barium, Total Analysis Run 5/17/2023 12:15 PM View: Mann-Whitney
 Plant Scherer Client: Southern Company Data: Scherer Cell 1-CCR

Mann-Whitney (Wilcoxon Rank Sum)

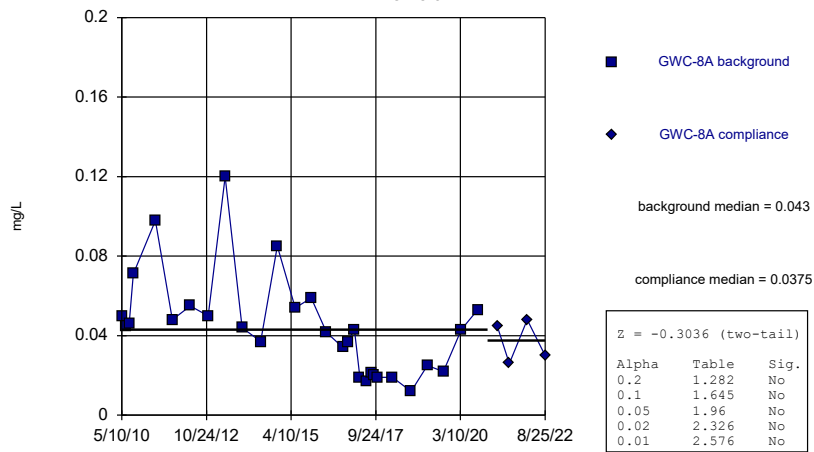
GWC-7



Constituent: Barium, Total Analysis Run 5/17/2023 12:15 PM View: Mann-Whitney
 Plant Scherer Client: Southern Company Data: Scherer Cell 1-CCR

Mann-Whitney (Wilcoxon Rank Sum)

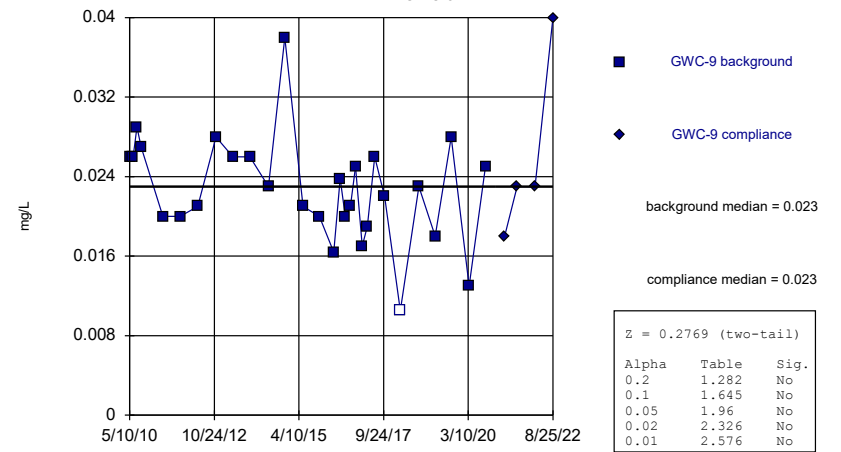
GWC-8A



Constituent: Barium, Total Analysis Run 5/17/2023 12:15 PM View: Mann-Whitney
 Plant Scherer Client: Southern Company Data: Scherer Cell 1-CCR

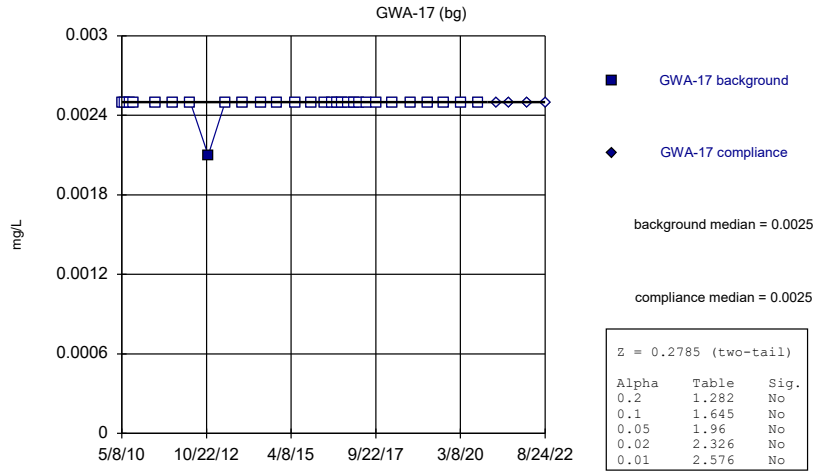
Mann-Whitney (Wilcoxon Rank Sum)

GWC-9



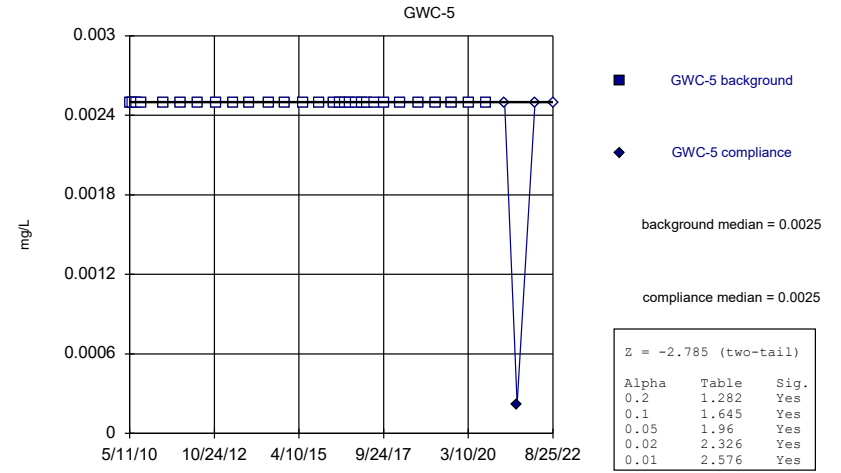
Constituent: Barium, Total Analysis Run 5/17/2023 12:15 PM View: Mann-Whitney
 Plant Scherer Client: Southern Company Data: Scherer Cell 1-CCR

Mann-Whitney (Wilcoxon Rank Sum)



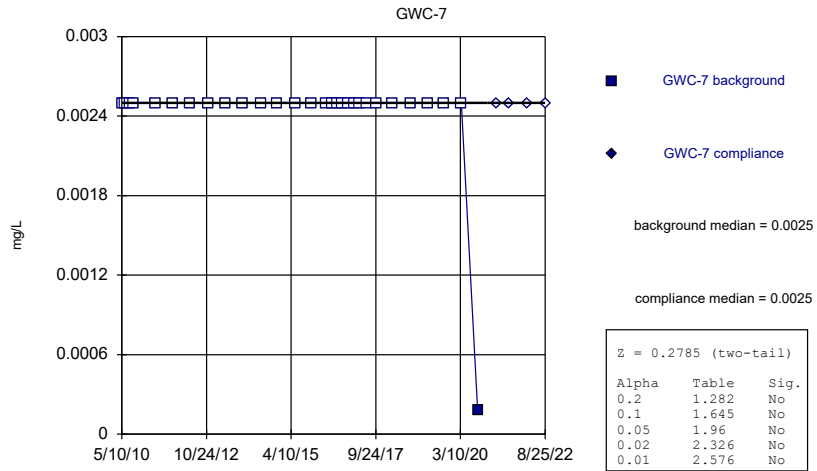
Constituent: Beryllium, Total Analysis Run 5/17/2023 12:15 PM View: Mann-Whitney
Plant Scherer Client: Southern Company Data: Scherer Cell 1-CCR

Mann-Whitney (Wilcoxon Rank Sum)



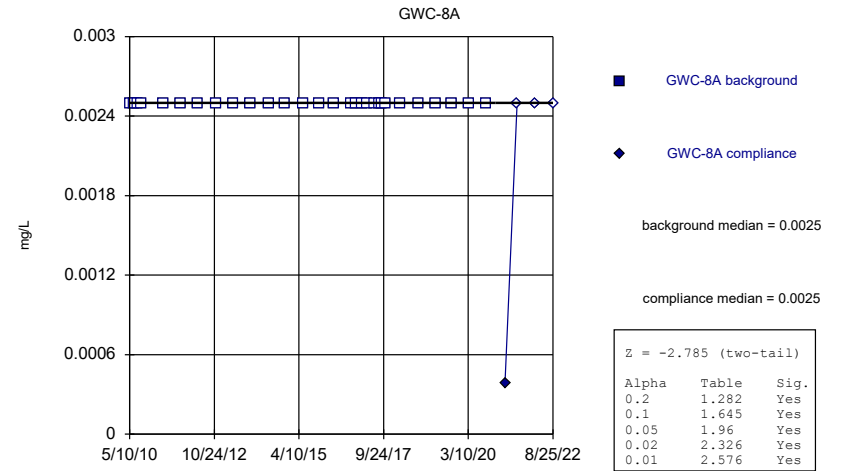
Constituent: Beryllium, Total Analysis Run 5/17/2023 12:15 PM View: Mann-Whitney
Plant Scherer Client: Southern Company Data: Scherer Cell 1-CCR

Mann-Whitney (Wilcoxon Rank Sum)



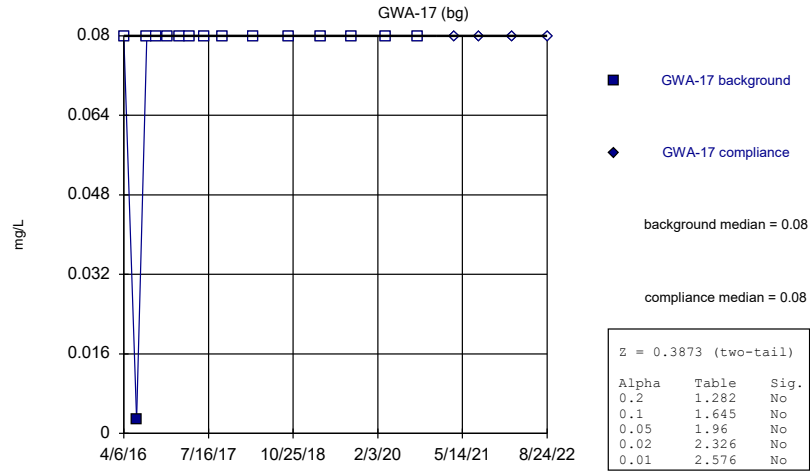
Constituent: Beryllium, Total Analysis Run 5/17/2023 12:15 PM View: Mann-Whitney
Plant Scherer Client: Southern Company Data: Scherer Cell 1-CCR

Mann-Whitney (Wilcoxon Rank Sum)



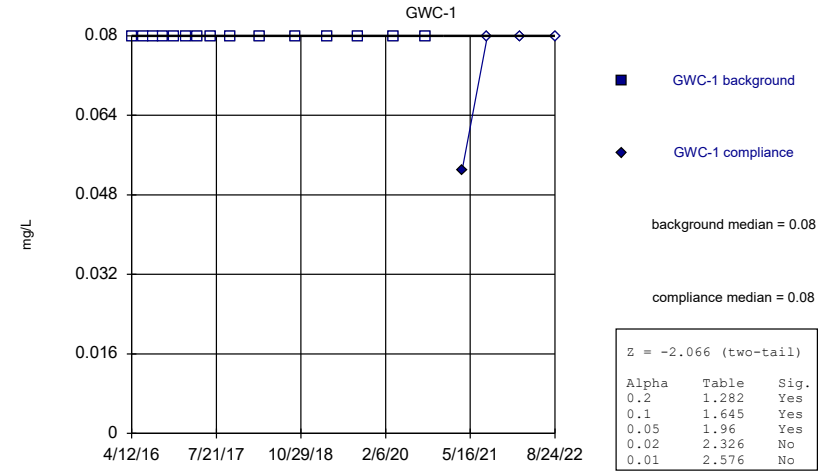
Constituent: Beryllium, Total Analysis Run 5/17/2023 12:15 PM View: Mann-Whitney
Plant Scherer Client: Southern Company Data: Scherer Cell 1-CCR

Mann-Whitney (Wilcoxon Rank Sum)



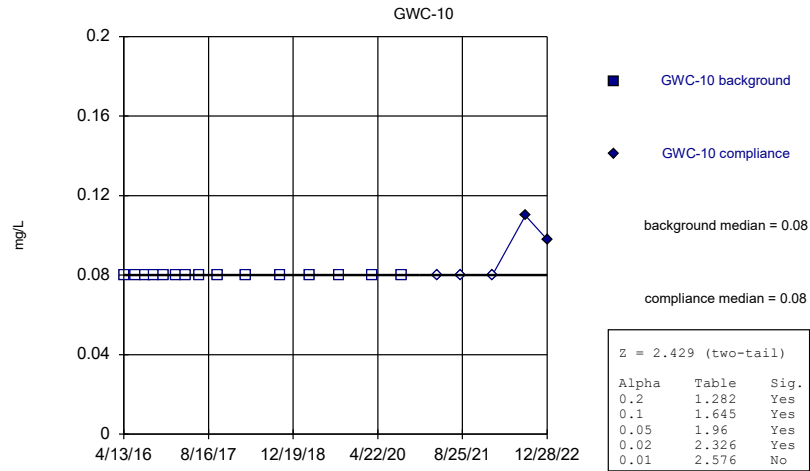
Constituent: Boron Analysis Run 5/17/2023 12:15 PM View: Mann-Whitney
 Plant Scherer Client: Southern Company Data: Scherer Cell 1-CCR

Mann-Whitney (Wilcoxon Rank Sum)



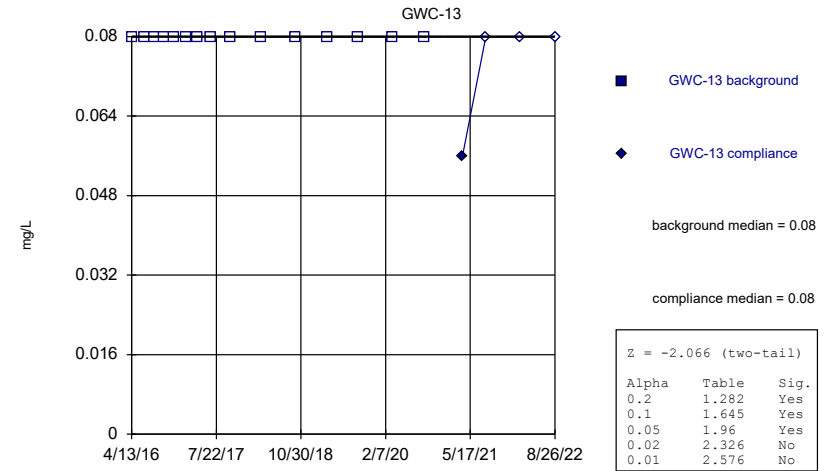
Constituent: Boron Analysis Run 5/17/2023 12:15 PM View: Mann-Whitney
 Plant Scherer Client: Southern Company Data: Scherer Cell 1-CCR

Mann-Whitney (Wilcoxon Rank Sum)



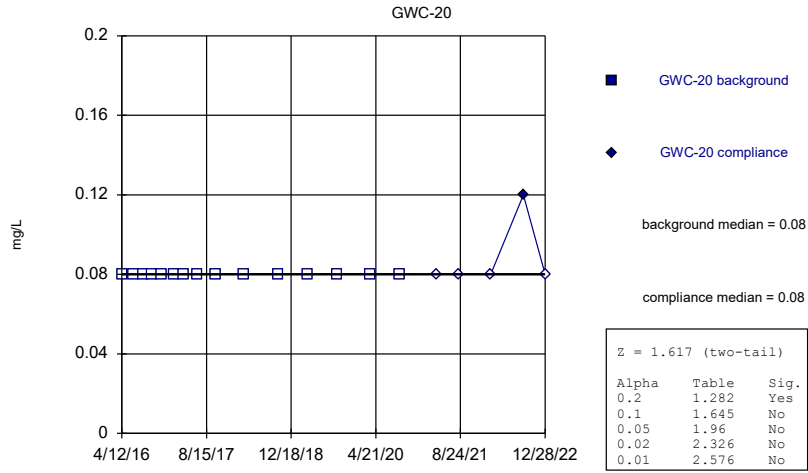
Constituent: Boron Analysis Run 5/17/2023 12:15 PM View: Mann-Whitney
 Plant Scherer Client: Southern Company Data: Scherer Cell 1-CCR

Mann-Whitney (Wilcoxon Rank Sum)



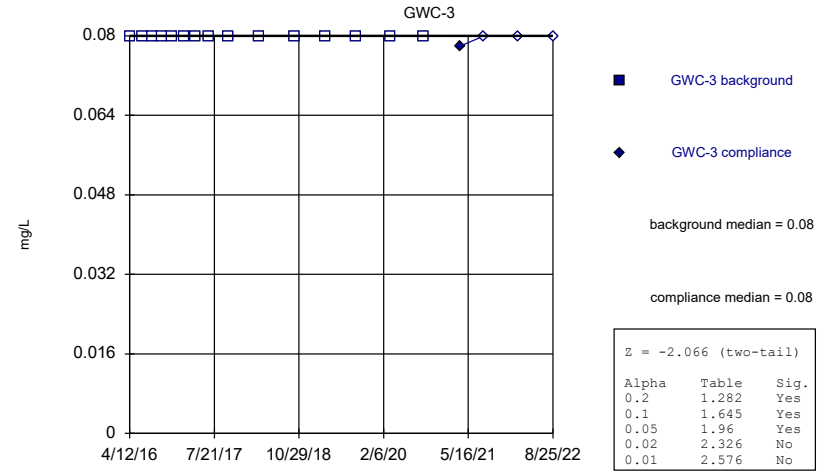
Constituent: Boron Analysis Run 5/17/2023 12:15 PM View: Mann-Whitney
 Plant Scherer Client: Southern Company Data: Scherer Cell 1-CCR

Mann-Whitney (Wilcoxon Rank Sum)



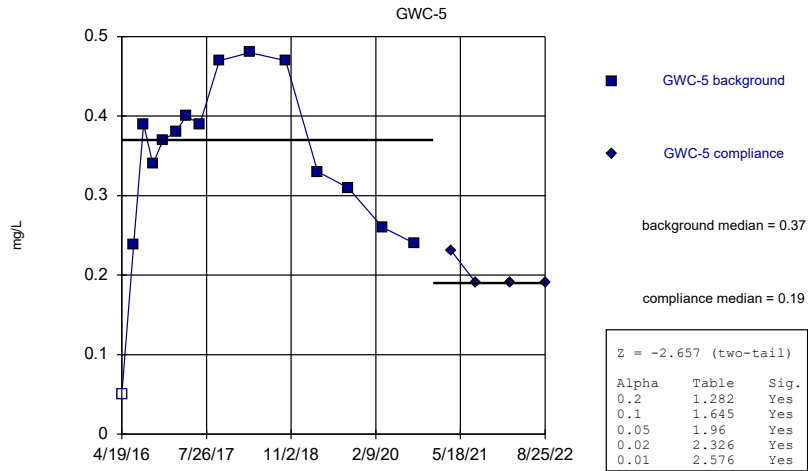
Constituent: Boron Analysis Run 5/17/2023 12:16 PM View: Mann-Whitney
Plant Scherer Client: Southern Company Data: Scherer Cell 1-CCR

Mann-Whitney (Wilcoxon Rank Sum)



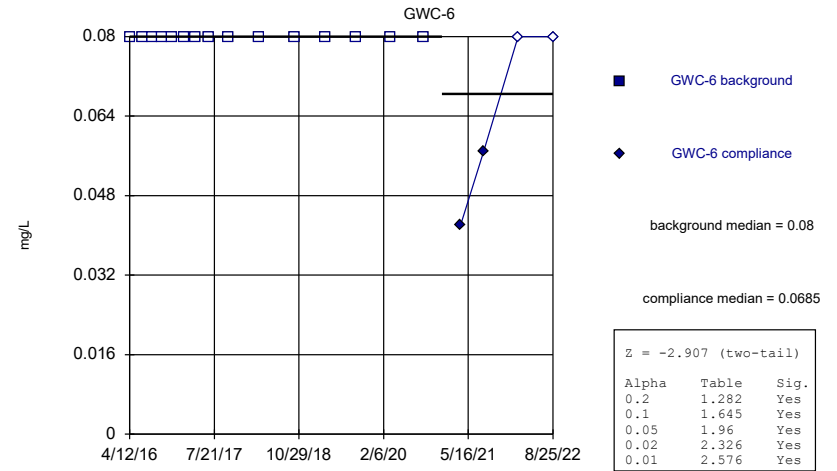
Constituent: Boron Analysis Run 5/17/2023 12:16 PM View: Mann-Whitney
Plant Scherer Client: Southern Company Data: Scherer Cell 1-CCR

Mann-Whitney (Wilcoxon Rank Sum)



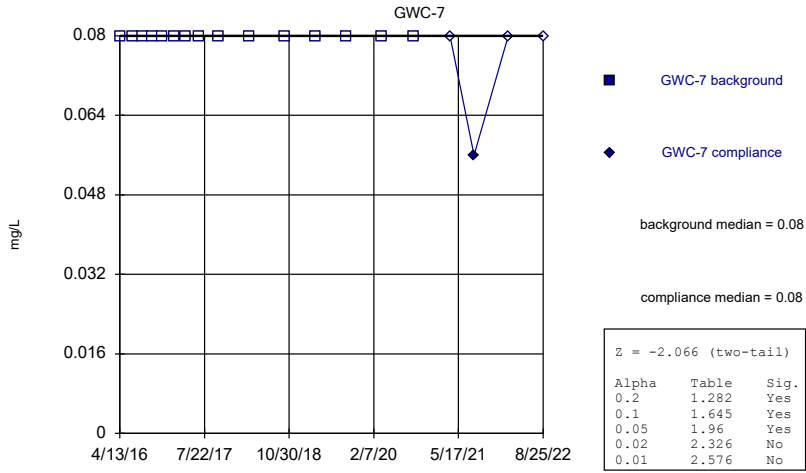
Constituent: Boron Analysis Run 5/17/2023 12:16 PM View: Mann-Whitney
Plant Scherer Client: Southern Company Data: Scherer Cell 1-CCR

Mann-Whitney (Wilcoxon Rank Sum)



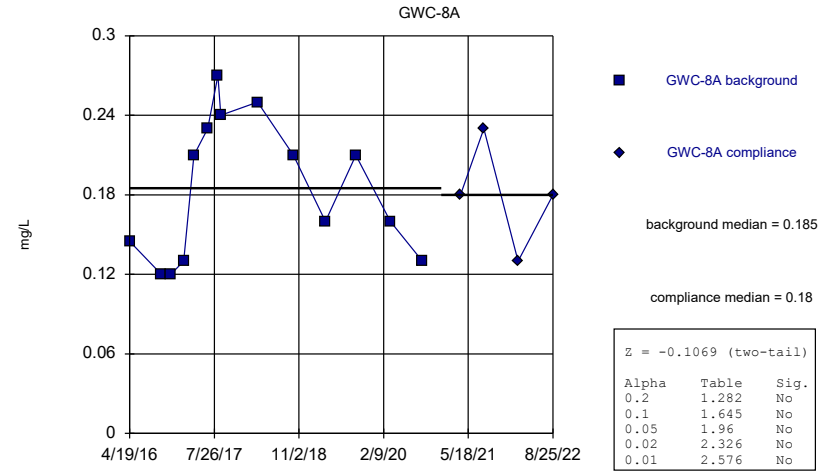
Constituent: Boron Analysis Run 5/17/2023 12:16 PM View: Mann-Whitney
Plant Scherer Client: Southern Company Data: Scherer Cell 1-CCR

Mann-Whitney (Wilcoxon Rank Sum)



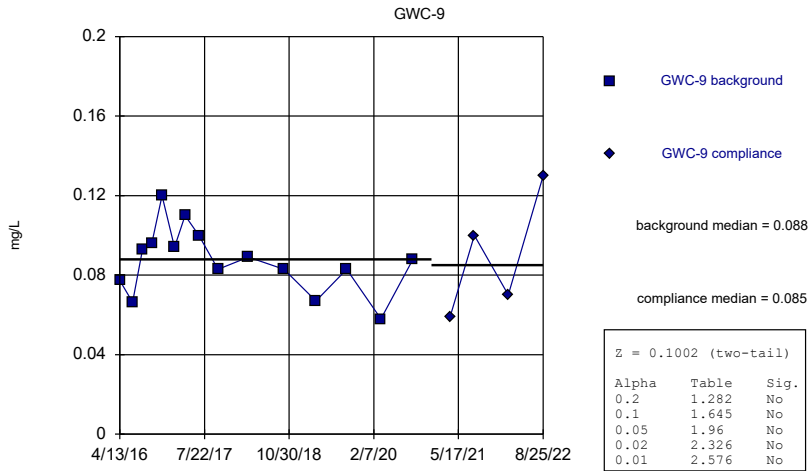
Constituent: Boron Analysis Run 5/17/2023 12:16 PM View: Mann-Whitney
Plant Scherer Client: Southern Company Data: Scherer Cell 1-CCR

Mann-Whitney (Wilcoxon Rank Sum)



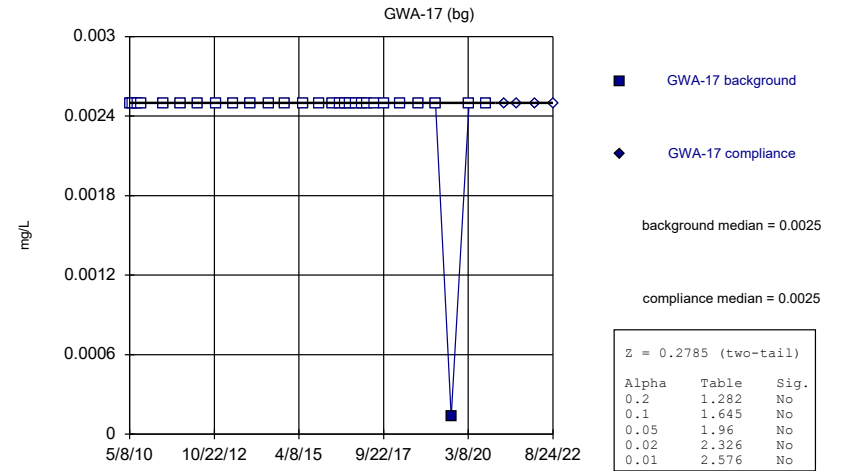
Constituent: Boron Analysis Run 5/17/2023 12:16 PM View: Mann-Whitney
Plant Scherer Client: Southern Company Data: Scherer Cell 1-CCR

Mann-Whitney (Wilcoxon Rank Sum)



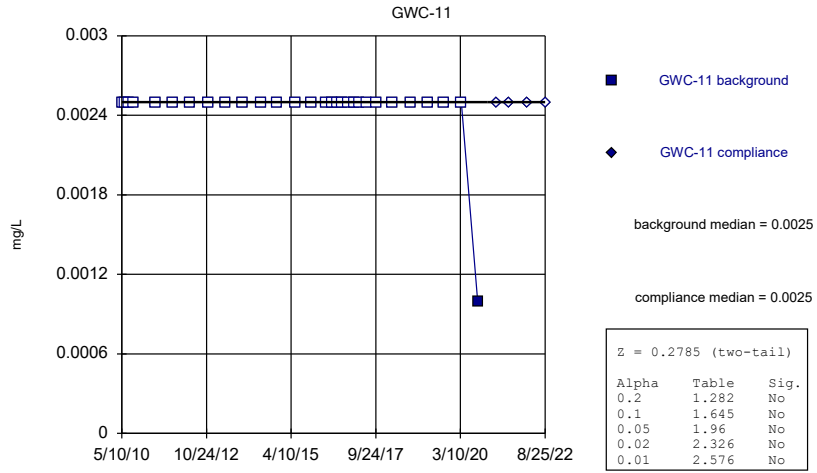
Constituent: Boron Analysis Run 5/17/2023 12:16 PM View: Mann-Whitney
Plant Scherer Client: Southern Company Data: Scherer Cell 1-CCR

Mann-Whitney (Wilcoxon Rank Sum)



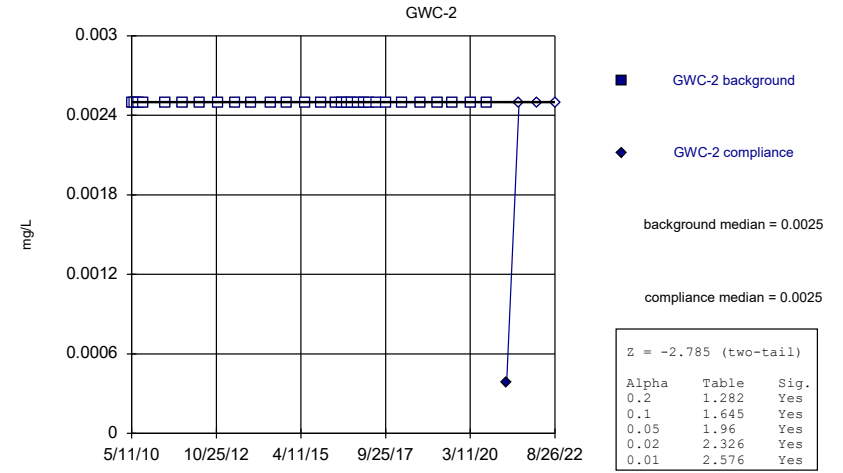
Constituent: Cadmium, Total Analysis Run 5/17/2023 12:16 PM View: Mann-Whitney
Plant Scherer Client: Southern Company Data: Scherer Cell 1-CCR

Mann-Whitney (Wilcoxon Rank Sum)



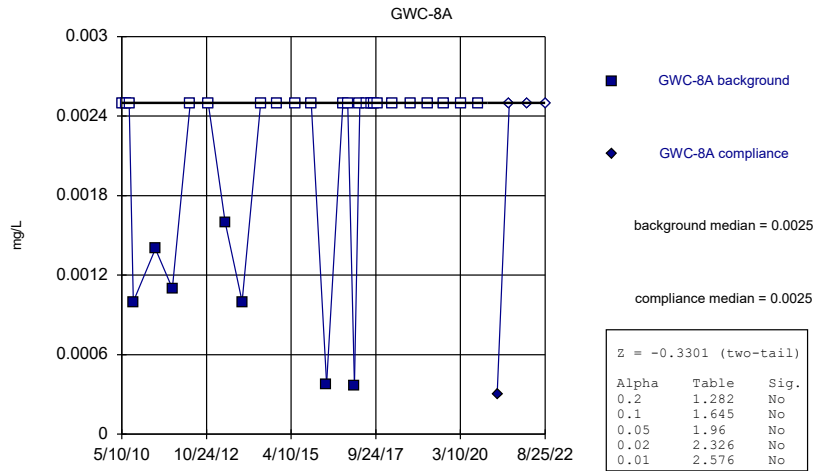
Constituent: Cadmium, Total Analysis Run 5/17/2023 12:16 PM View: Mann-Whitney
Plant Scherer Client: Southern Company Data: Scherer Cell 1-CCR

Mann-Whitney (Wilcoxon Rank Sum)



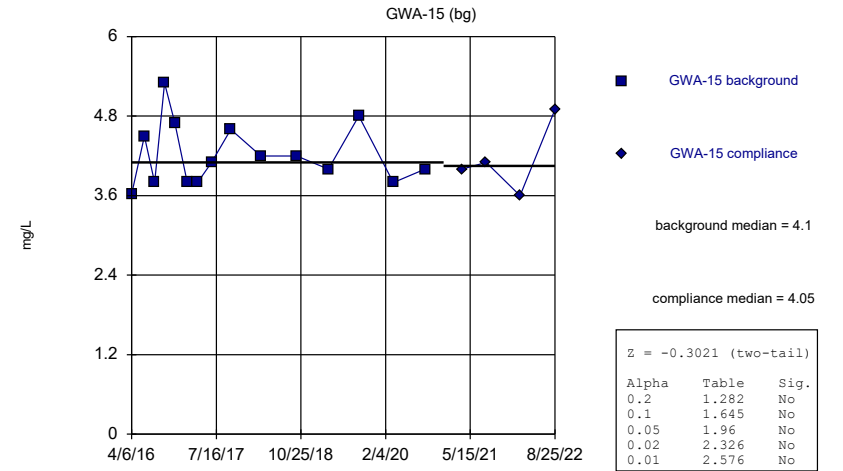
Constituent: Cadmium, Total Analysis Run 5/17/2023 12:16 PM View: Mann-Whitney
Plant Scherer Client: Southern Company Data: Scherer Cell 1-CCR

Mann-Whitney (Wilcoxon Rank Sum)



Constituent: Cadmium, Total Analysis Run 5/17/2023 12:16 PM View: Mann-Whitney
Plant Scherer Client: Southern Company Data: Scherer Cell 1-CCR

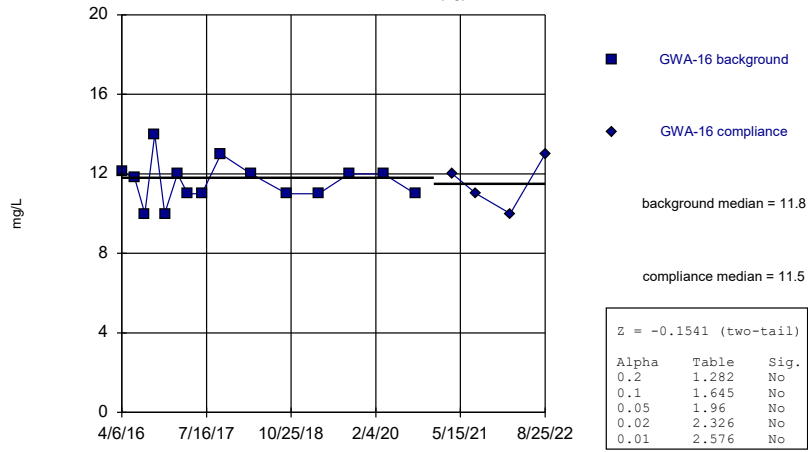
Mann-Whitney (Wilcoxon Rank Sum)



Constituent: Calcium Analysis Run 5/17/2023 12:16 PM View: Mann-Whitney
Plant Scherer Client: Southern Company Data: Scherer Cell 1-CCR

Mann-Whitney (Wilcoxon Rank Sum)

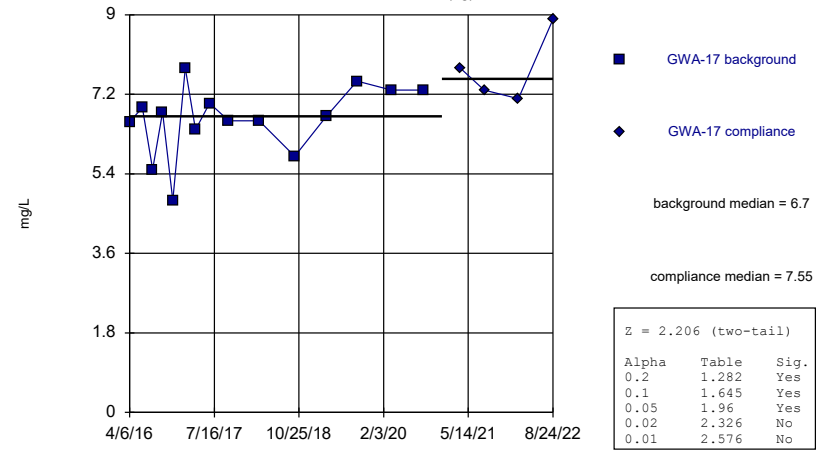
GWA-16 (bg)



Constituent: Calcium Analysis Run 5/17/2023 12:16 PM View: Mann-Whitney
Plant Scherer Client: Southern Company Data: Scherer Cell 1-CCR

Mann-Whitney (Wilcoxon Rank Sum)

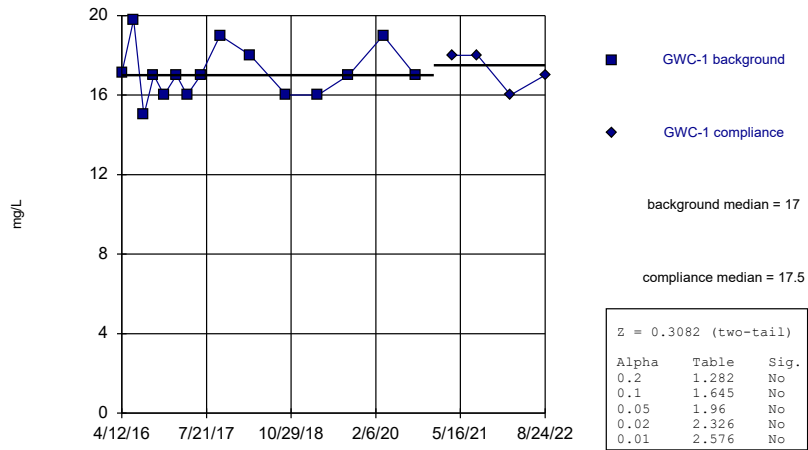
GWA-17 (bg)



Constituent: Calcium Analysis Run 5/17/2023 12:16 PM View: Mann-Whitney
Plant Scherer Client: Southern Company Data: Scherer Cell 1-CCR

Mann-Whitney (Wilcoxon Rank Sum)

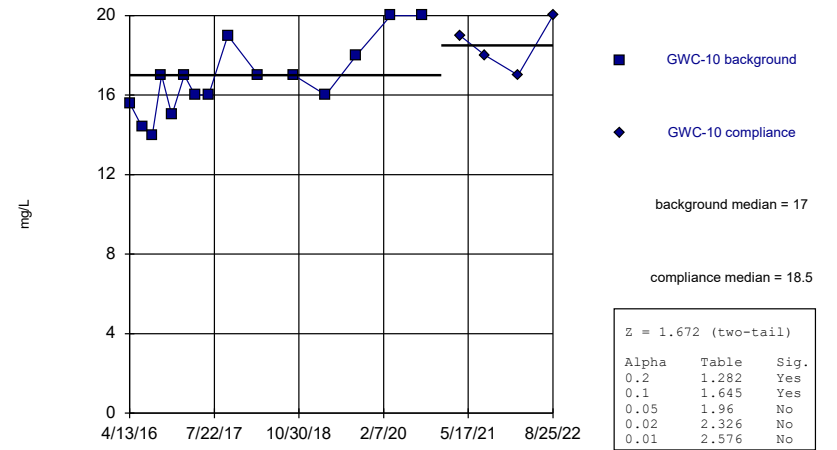
GWC-1



Constituent: Calcium Analysis Run 5/17/2023 12:16 PM View: Mann-Whitney
Plant Scherer Client: Southern Company Data: Scherer Cell 1-CCR

Mann-Whitney (Wilcoxon Rank Sum)

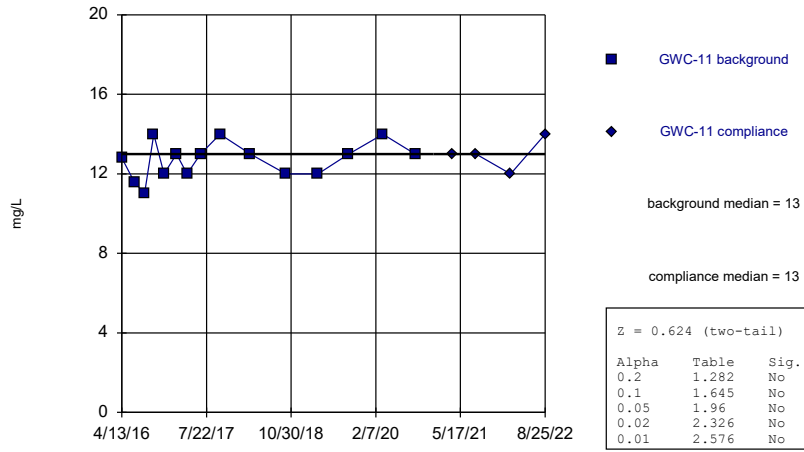
GWC-10



Constituent: Calcium Analysis Run 5/17/2023 12:16 PM View: Mann-Whitney
Plant Scherer Client: Southern Company Data: Scherer Cell 1-CCR

Mann-Whitney (Wilcoxon Rank Sum)

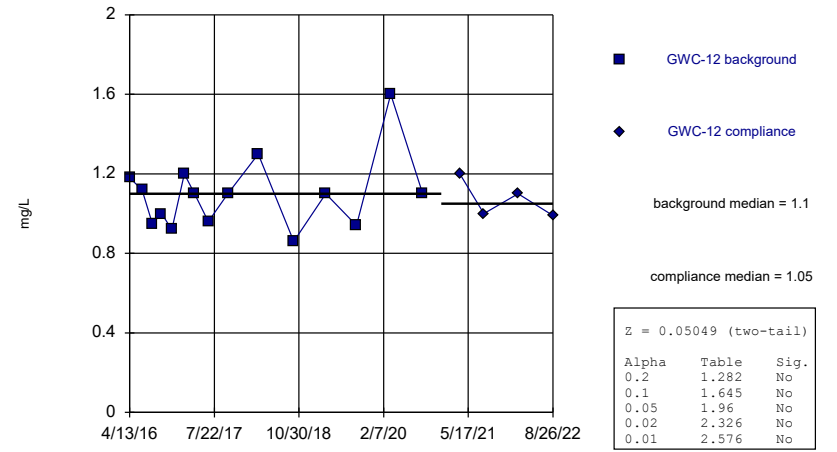
GWC-11



Constituent: Calcium Analysis Run 5/17/2023 12:16 PM View: Mann-Whitney
 Plant Scherer Client: Southern Company Data: Scherer Cell 1-CCR

Mann-Whitney (Wilcoxon Rank Sum)

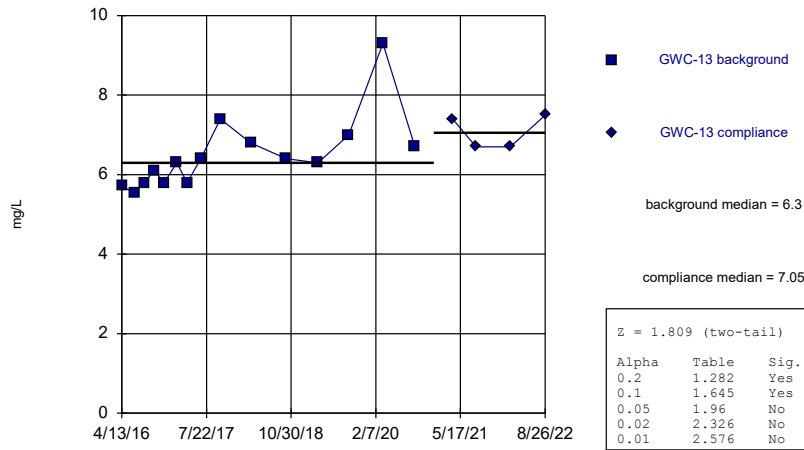
GWC-12



Constituent: Calcium Analysis Run 5/17/2023 12:16 PM View: Mann-Whitney
 Plant Scherer Client: Southern Company Data: Scherer Cell 1-CCR

Mann-Whitney (Wilcoxon Rank Sum)

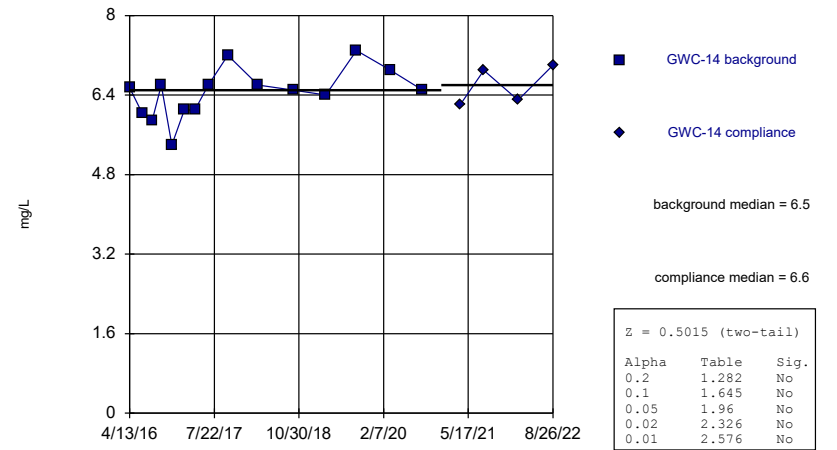
GWC-13



Constituent: Calcium Analysis Run 5/17/2023 12:16 PM View: Mann-Whitney
 Plant Scherer Client: Southern Company Data: Scherer Cell 1-CCR

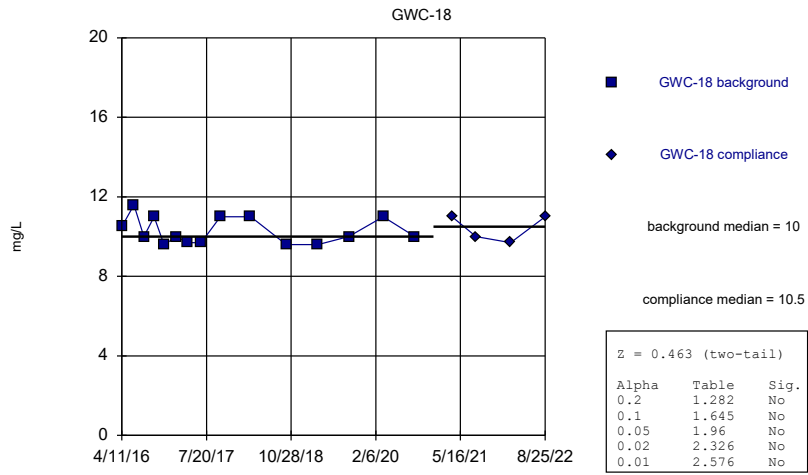
Mann-Whitney (Wilcoxon Rank Sum)

GWC-14



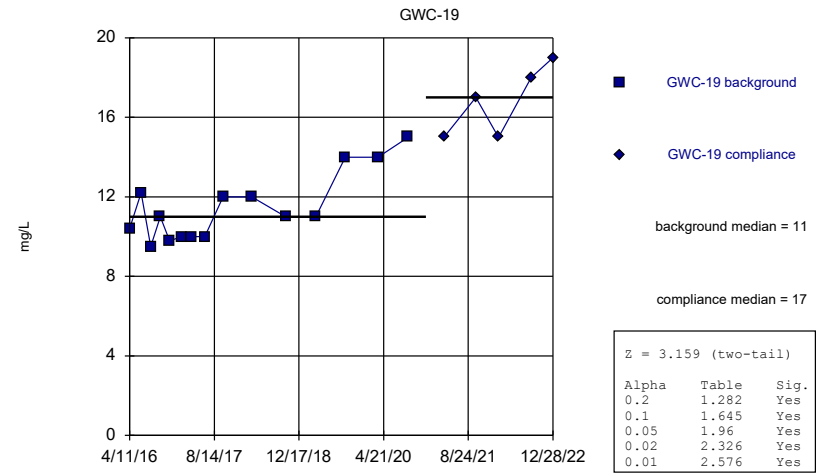
Constituent: Calcium Analysis Run 5/17/2023 12:16 PM View: Mann-Whitney
 Plant Scherer Client: Southern Company Data: Scherer Cell 1-CCR

Mann-Whitney (Wilcoxon Rank Sum)



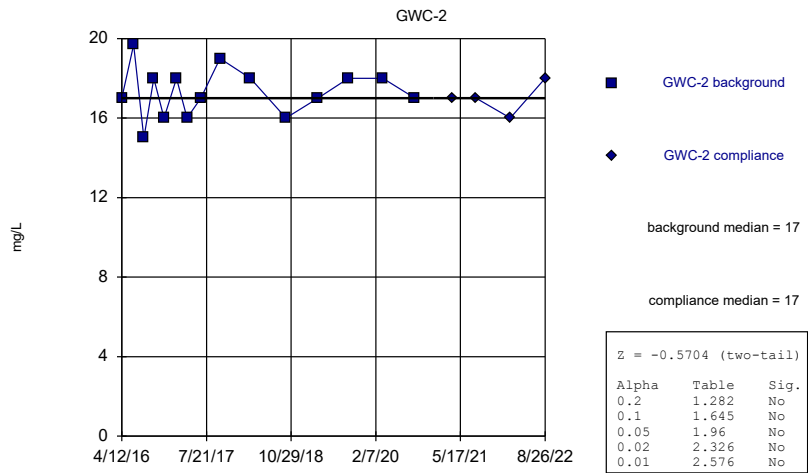
Constituent: Calcium Analysis Run 5/17/2023 12:16 PM View: Mann-Whitney
 Plant Scherer Client: Southern Company Data: Scherer Cell 1-CCR

Mann-Whitney (Wilcoxon Rank Sum)



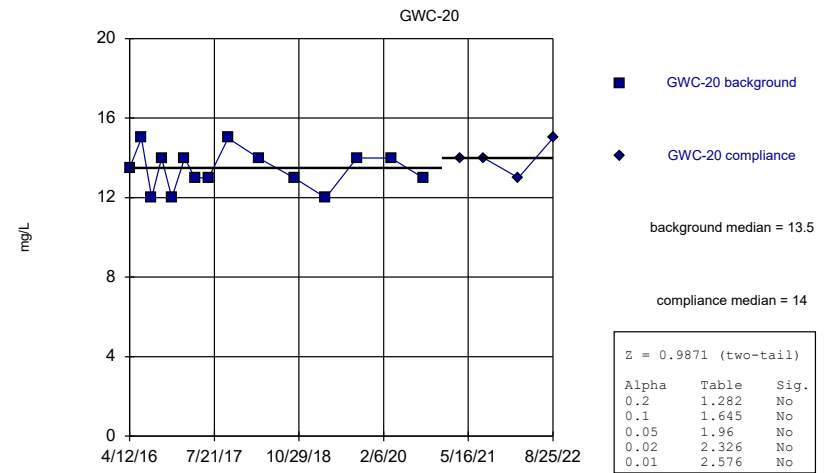
Constituent: Calcium Analysis Run 5/17/2023 12:16 PM View: Mann-Whitney
 Plant Scherer Client: Southern Company Data: Scherer Cell 1-CCR

Mann-Whitney (Wilcoxon Rank Sum)



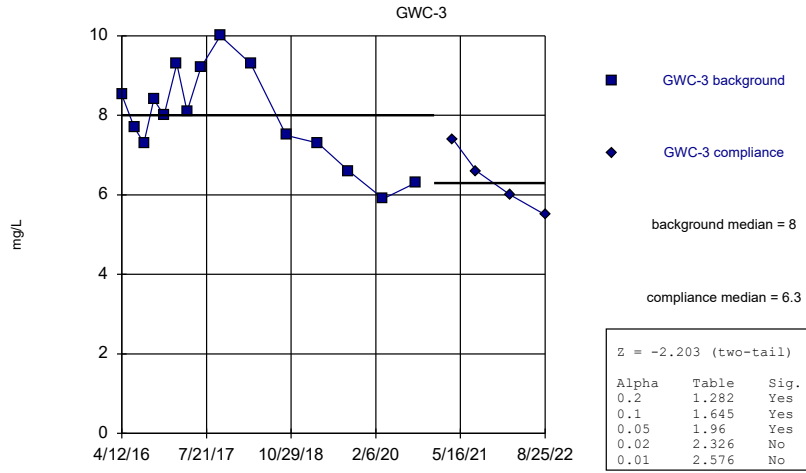
Constituent: Calcium Analysis Run 5/17/2023 12:16 PM View: Mann-Whitney
 Plant Scherer Client: Southern Company Data: Scherer Cell 1-CCR

Mann-Whitney (Wilcoxon Rank Sum)



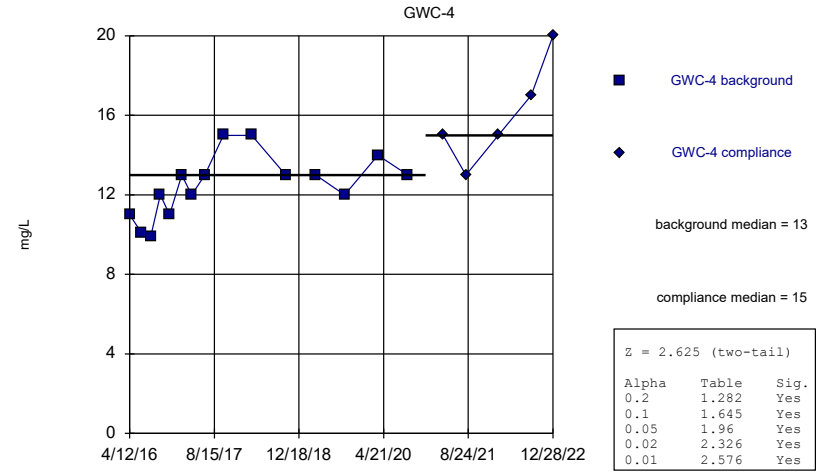
Constituent: Calcium Analysis Run 5/17/2023 12:16 PM View: Mann-Whitney
 Plant Scherer Client: Southern Company Data: Scherer Cell 1-CCR

Mann-Whitney (Wilcoxon Rank Sum)



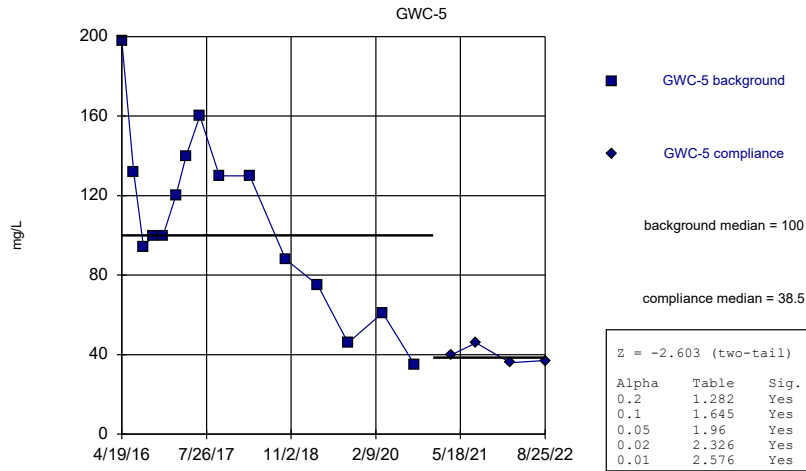
Constituent: Calcium Analysis Run 5/17/2023 12:16 PM View: Mann-Whitney
 Plant Scherer Client: Southern Company Data: Scherer Cell 1-CCR

Mann-Whitney (Wilcoxon Rank Sum)



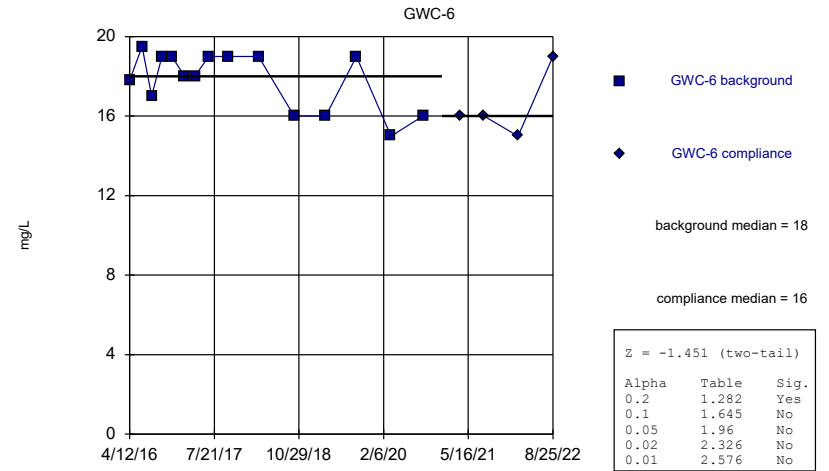
Constituent: Calcium Analysis Run 5/17/2023 12:16 PM View: Mann-Whitney
 Plant Scherer Client: Southern Company Data: Scherer Cell 1-CCR

Mann-Whitney (Wilcoxon Rank Sum)



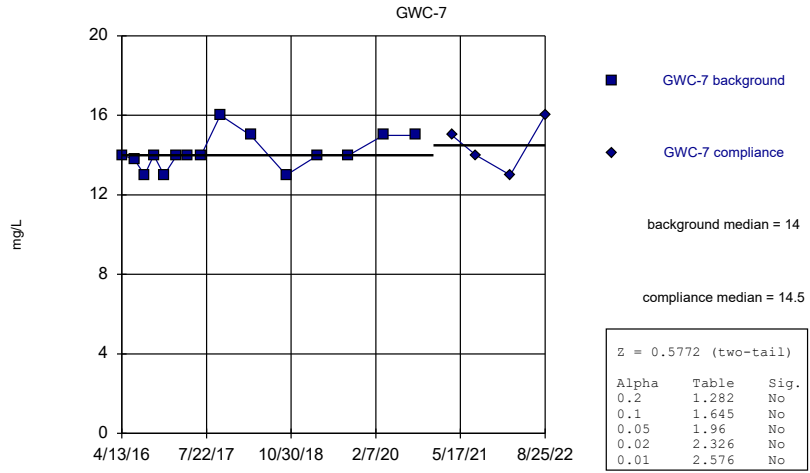
Constituent: Calcium Analysis Run 5/17/2023 12:16 PM View: Mann-Whitney
 Plant Scherer Client: Southern Company Data: Scherer Cell 1-CCR

Mann-Whitney (Wilcoxon Rank Sum)



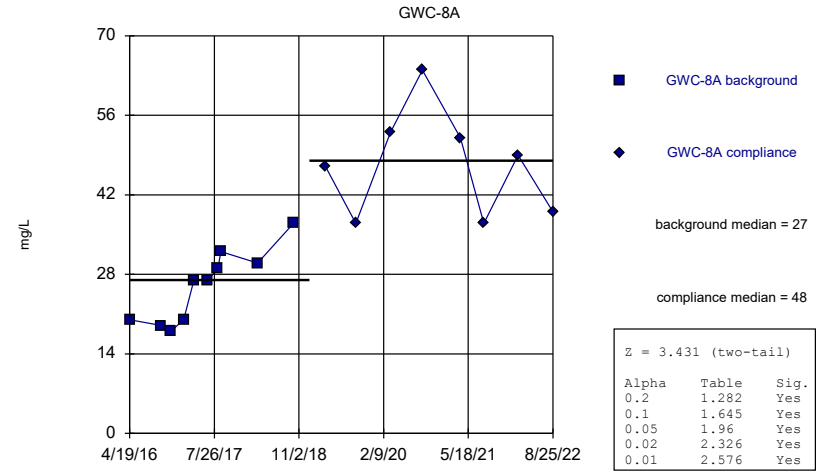
Constituent: Calcium Analysis Run 5/17/2023 12:16 PM View: Mann-Whitney
 Plant Scherer Client: Southern Company Data: Scherer Cell 1-CCR

Mann-Whitney (Wilcoxon Rank Sum)



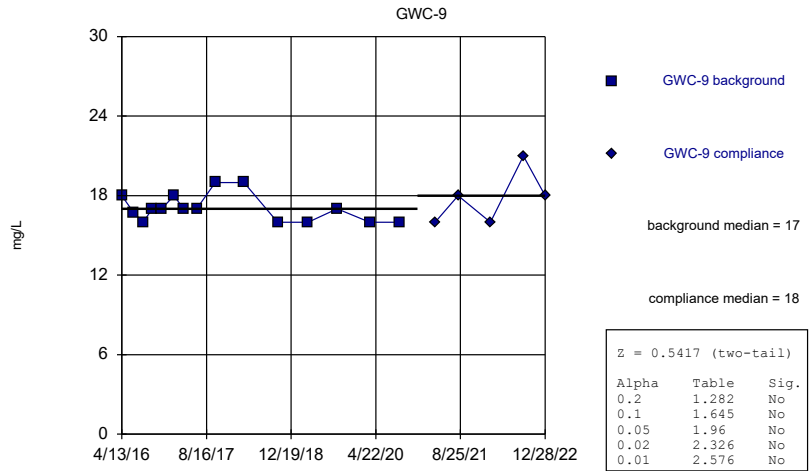
Constituent: Calcium Analysis Run 5/17/2023 12:16 PM View: Mann-Whitney
 Plant Scherer Client: Southern Company Data: Scherer Cell 1-CCR

Mann-Whitney (Wilcoxon Rank Sum)



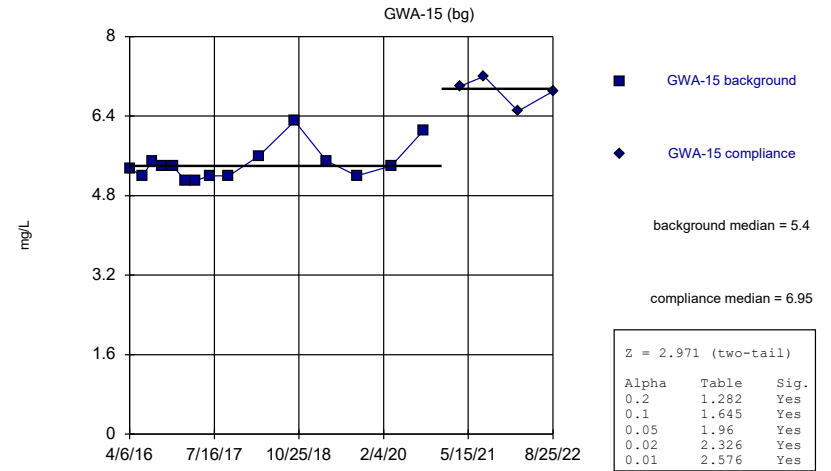
Constituent: Calcium Analysis Run 5/17/2023 12:16 PM View: Mann-Whitney
 Plant Scherer Client: Southern Company Data: Scherer Cell 1-CCR

Mann-Whitney (Wilcoxon Rank Sum)



Constituent: Calcium Analysis Run 5/17/2023 12:16 PM View: Mann-Whitney
 Plant Scherer Client: Southern Company Data: Scherer Cell 1-CCR

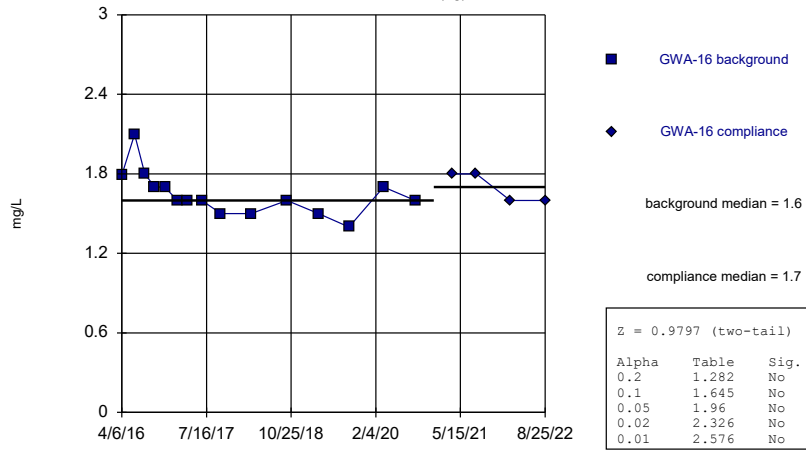
Mann-Whitney (Wilcoxon Rank Sum)



Constituent: Chloride Analysis Run 5/17/2023 12:16 PM View: Mann-Whitney
 Plant Scherer Client: Southern Company Data: Scherer Cell 1-CCR

Mann-Whitney (Wilcoxon Rank Sum)

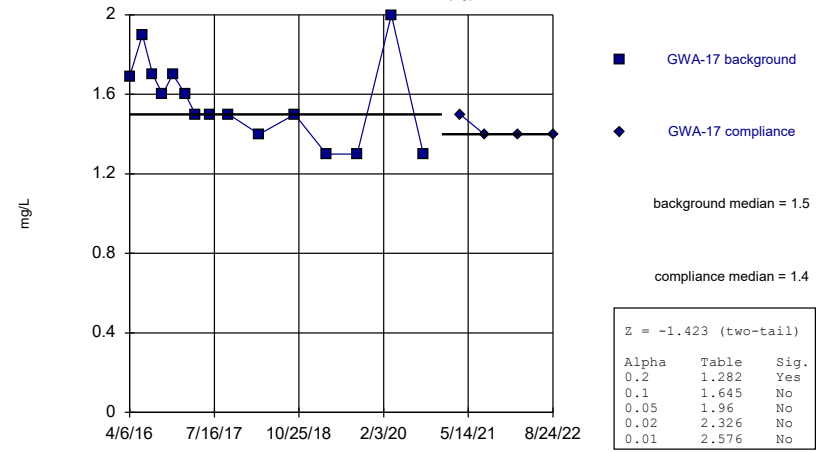
GWA-16 (bg)



Constituent: Chloride Analysis Run 5/17/2023 12:16 PM View: Mann-Whitney
 Plant Scherer Client: Southern Company Data: Scherer Cell 1-CCR

Mann-Whitney (Wilcoxon Rank Sum)

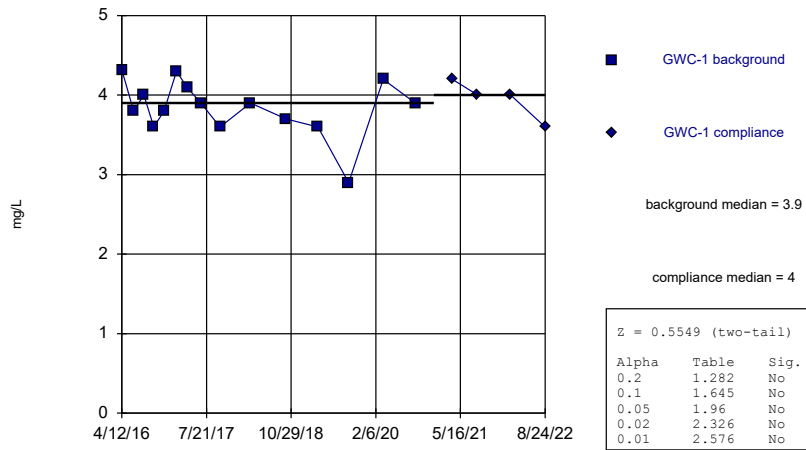
GWA-17 (bg)



Constituent: Chloride Analysis Run 5/17/2023 12:16 PM View: Mann-Whitney
 Plant Scherer Client: Southern Company Data: Scherer Cell 1-CCR

Mann-Whitney (Wilcoxon Rank Sum)

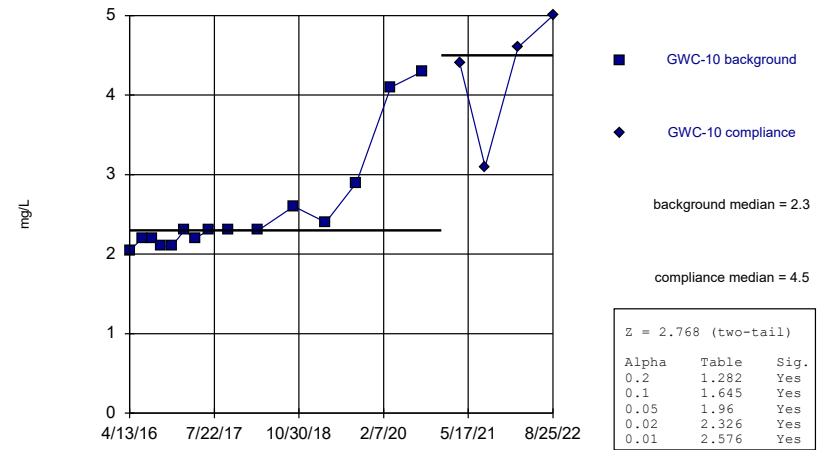
GWC-1



Constituent: Chloride Analysis Run 5/17/2023 12:16 PM View: Mann-Whitney
 Plant Scherer Client: Southern Company Data: Scherer Cell 1-CCR

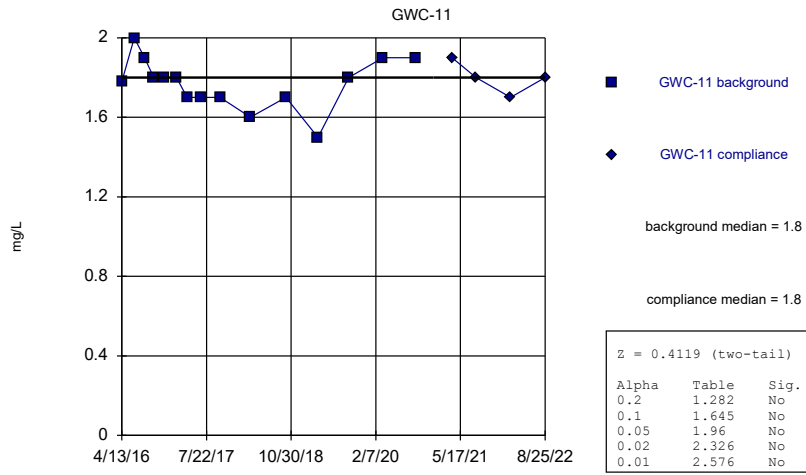
Mann-Whitney (Wilcoxon Rank Sum)

GWC-10



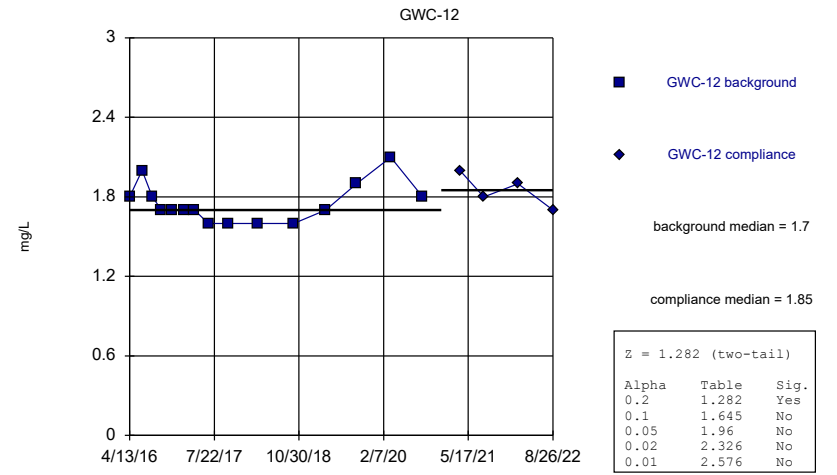
Constituent: Chloride Analysis Run 5/17/2023 12:16 PM View: Mann-Whitney
 Plant Scherer Client: Southern Company Data: Scherer Cell 1-CCR

Mann-Whitney (Wilcoxon Rank Sum)



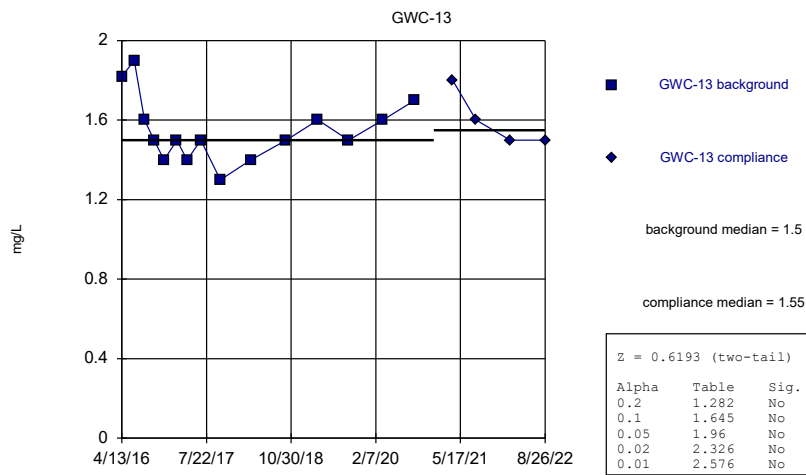
Constituent: Chloride Analysis Run 5/17/2023 12:16 PM View: Mann-Whitney
 Plant Scherer Client: Southern Company Data: Scherer Cell 1-CCR

Mann-Whitney (Wilcoxon Rank Sum)



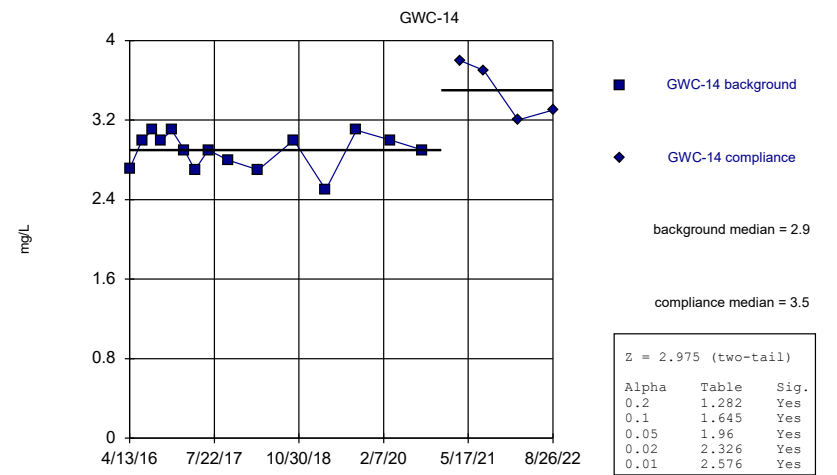
Constituent: Chloride Analysis Run 5/17/2023 12:16 PM View: Mann-Whitney
 Plant Scherer Client: Southern Company Data: Scherer Cell 1-CCR

Mann-Whitney (Wilcoxon Rank Sum)



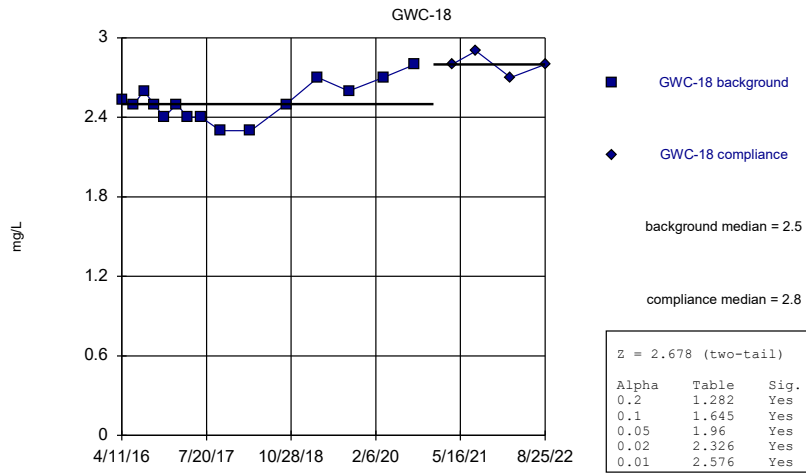
Constituent: Chloride Analysis Run 5/17/2023 12:16 PM View: Mann-Whitney
 Plant Scherer Client: Southern Company Data: Scherer Cell 1-CCR

Mann-Whitney (Wilcoxon Rank Sum)



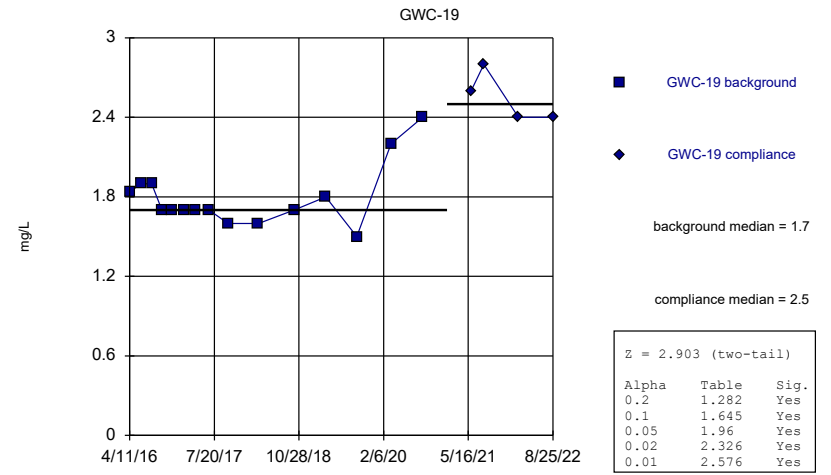
Constituent: Chloride Analysis Run 5/17/2023 12:16 PM View: Mann-Whitney
 Plant Scherer Client: Southern Company Data: Scherer Cell 1-CCR

Mann-Whitney (Wilcoxon Rank Sum)



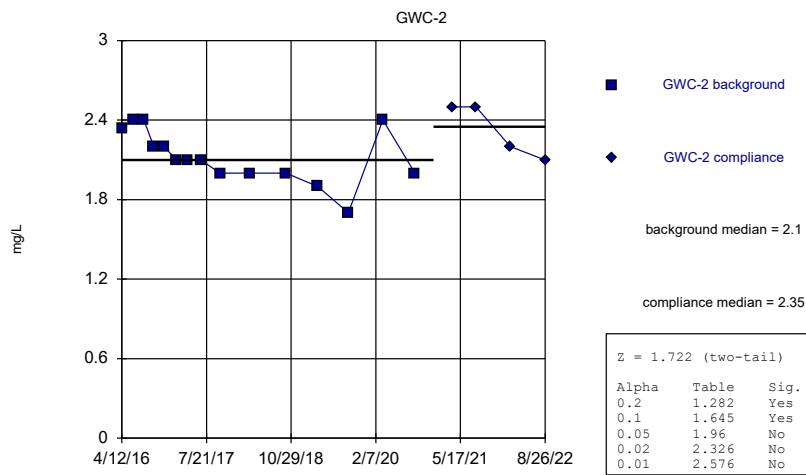
Constituent: Chloride Analysis Run 5/17/2023 12:16 PM View: Mann-Whitney
 Plant Scherer Client: Southern Company Data: Scherer Cell 1-CCR

Mann-Whitney (Wilcoxon Rank Sum)



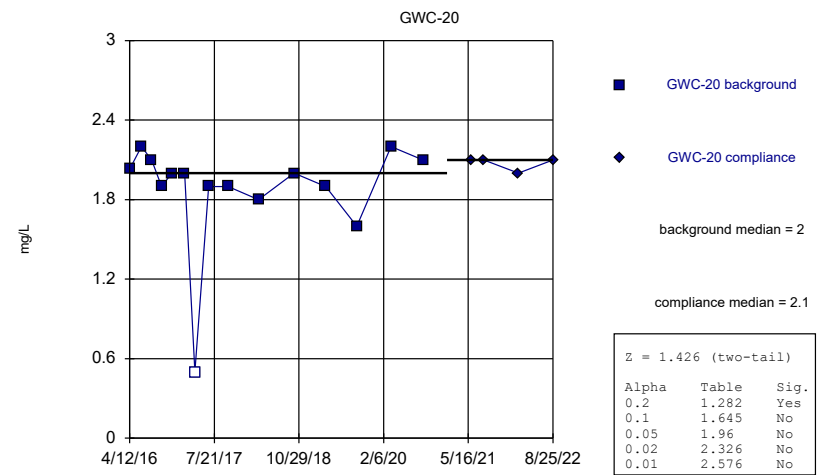
Constituent: Chloride Analysis Run 5/17/2023 12:16 PM View: Mann-Whitney
 Plant Scherer Client: Southern Company Data: Scherer Cell 1-CCR

Mann-Whitney (Wilcoxon Rank Sum)



Constituent: Chloride Analysis Run 5/17/2023 12:16 PM View: Mann-Whitney
 Plant Scherer Client: Southern Company Data: Scherer Cell 1-CCR

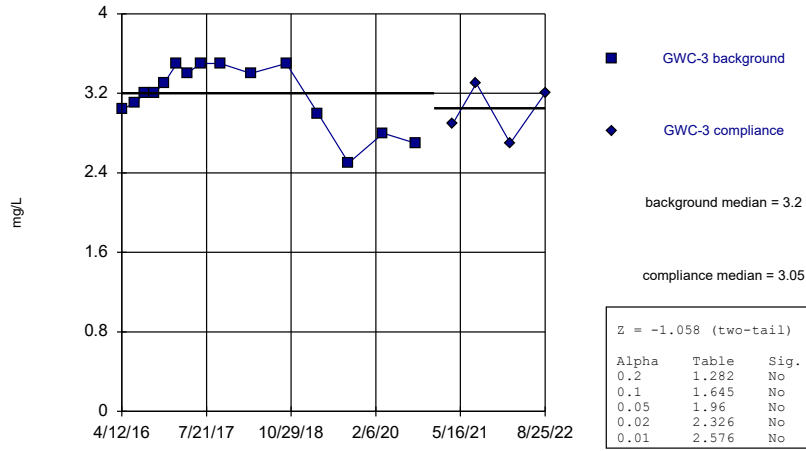
Mann-Whitney (Wilcoxon Rank Sum)



Constituent: Chloride Analysis Run 5/17/2023 12:16 PM View: Mann-Whitney
 Plant Scherer Client: Southern Company Data: Scherer Cell 1-CCR

Mann-Whitney (Wilcoxon Rank Sum)

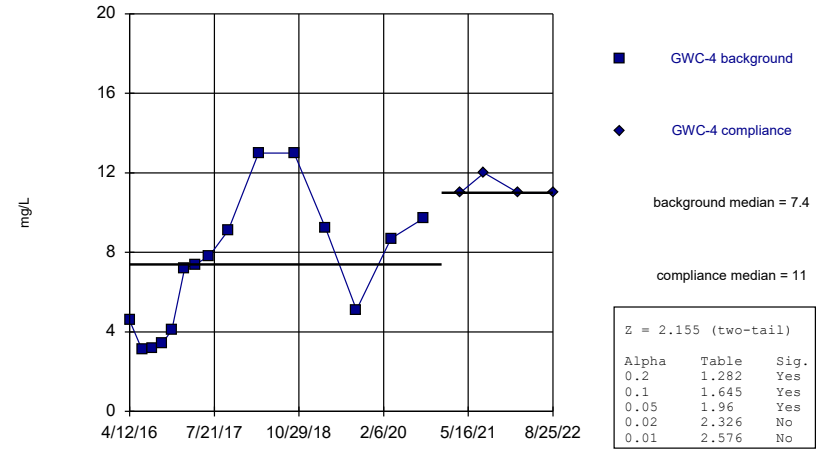
GWC-3



Constituent: Chloride Analysis Run 5/17/2023 12:16 PM View: Mann-Whitney
Plant Scherer Client: Southern Company Data: Scherer Cell 1-CCR

Mann-Whitney (Wilcoxon Rank Sum)

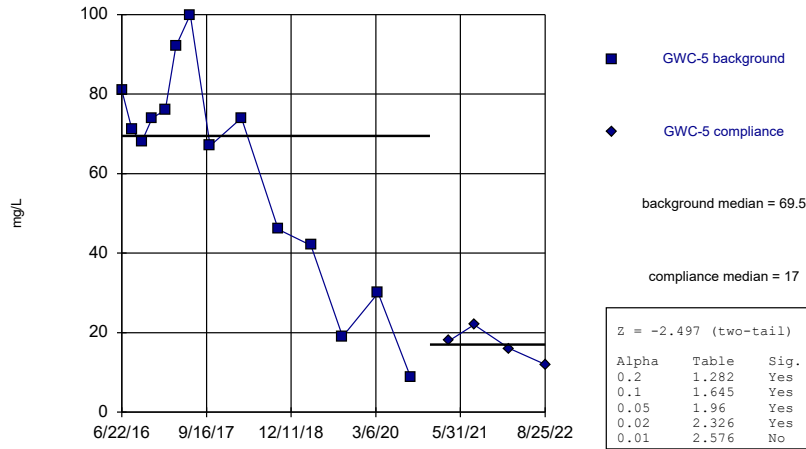
GWC-4



Constituent: Chloride Analysis Run 5/17/2023 12:16 PM View: Mann-Whitney
Plant Scherer Client: Southern Company Data: Scherer Cell 1-CCR

Mann-Whitney (Wilcoxon Rank Sum)

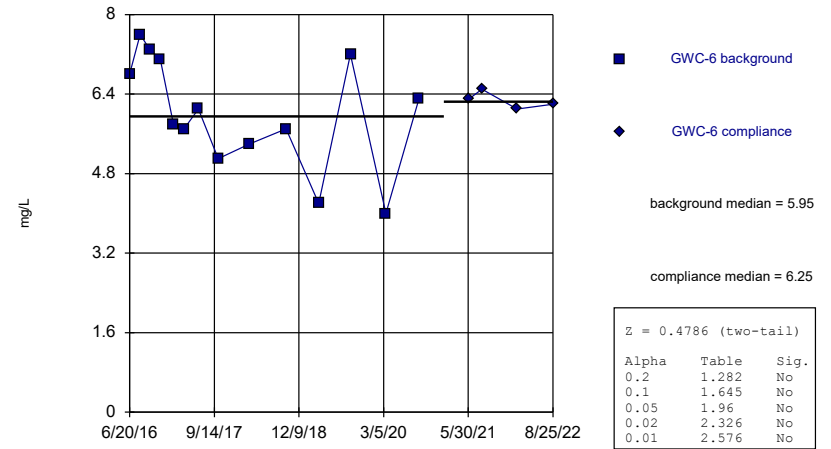
GWC-5



Constituent: Chloride Analysis Run 5/17/2023 12:17 PM View: Mann-Whitney
Plant Scherer Client: Southern Company Data: Scherer Cell 1-CCR

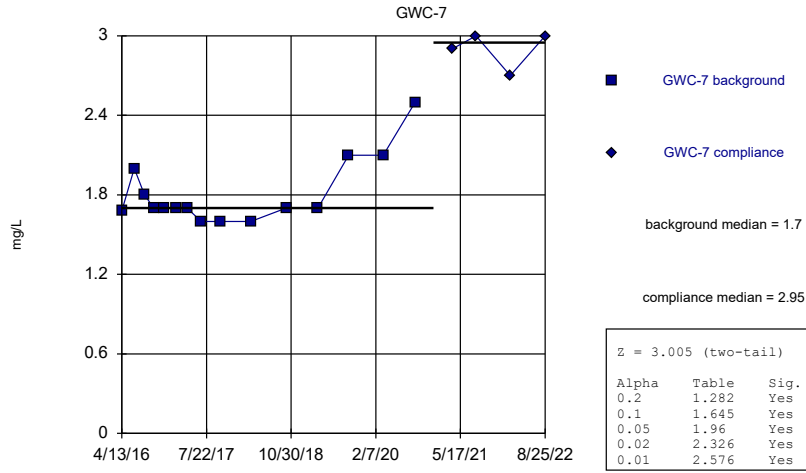
Mann-Whitney (Wilcoxon Rank Sum)

GWC-6



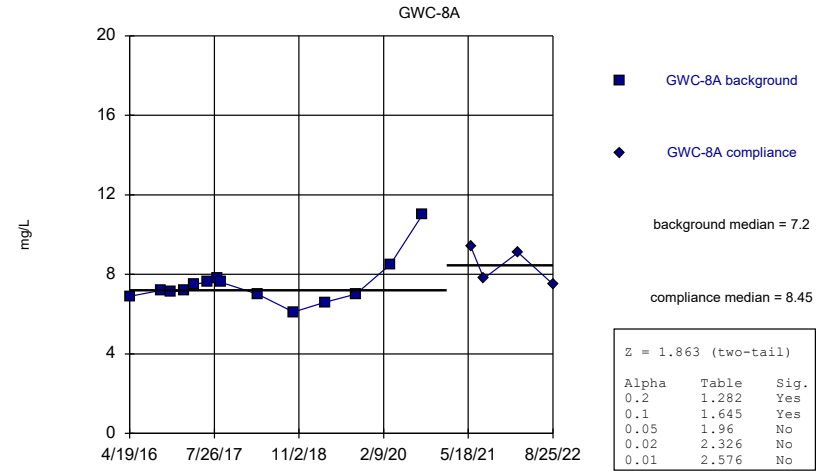
Constituent: Chloride Analysis Run 5/17/2023 12:17 PM View: Mann-Whitney
Plant Scherer Client: Southern Company Data: Scherer Cell 1-CCR

Mann-Whitney (Wilcoxon Rank Sum)



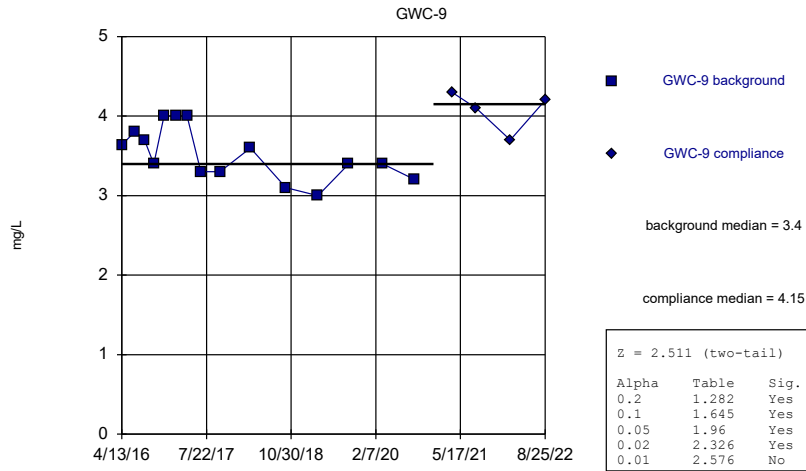
Constituent: Chloride Analysis Run 5/17/2023 12:17 PM View: Mann-Whitney
 Plant Scherer Client: Southern Company Data: Scherer Cell 1-CCR

Mann-Whitney (Wilcoxon Rank Sum)



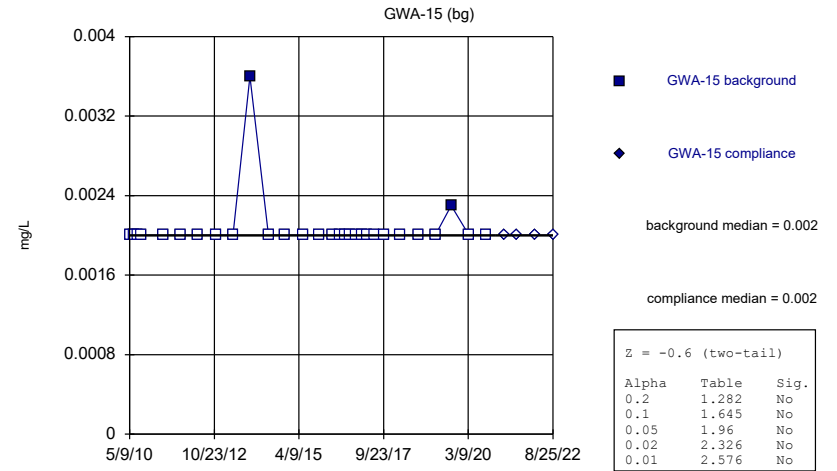
Constituent: Chloride Analysis Run 5/17/2023 12:17 PM View: Mann-Whitney
 Plant Scherer Client: Southern Company Data: Scherer Cell 1-CCR

Mann-Whitney (Wilcoxon Rank Sum)



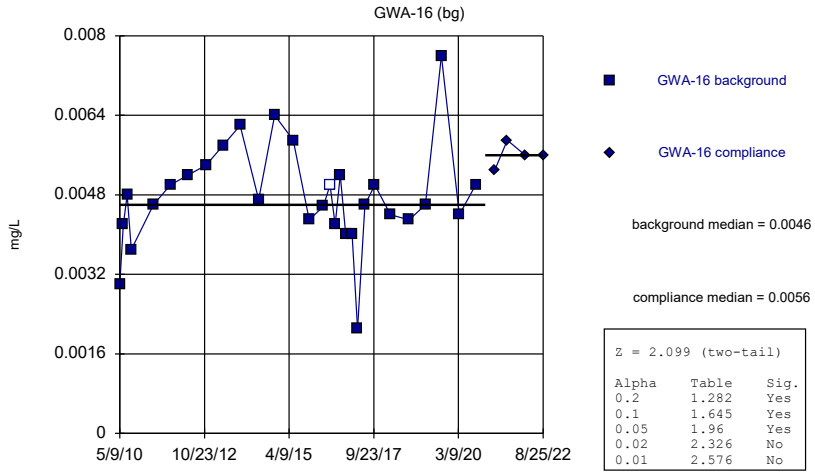
Constituent: Chloride Analysis Run 5/17/2023 12:17 PM View: Mann-Whitney
 Plant Scherer Client: Southern Company Data: Scherer Cell 1-CCR

Mann-Whitney (Wilcoxon Rank Sum)



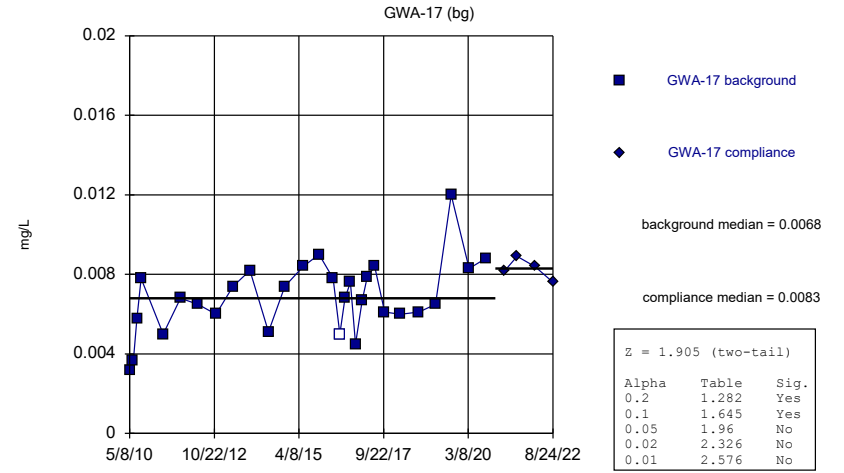
Constituent: Chromium, Total Analysis Run 5/17/2023 12:17 PM View: Mann-Whitney
 Plant Scherer Client: Southern Company Data: Scherer Cell 1-CCR

Mann-Whitney (Wilcoxon Rank Sum)



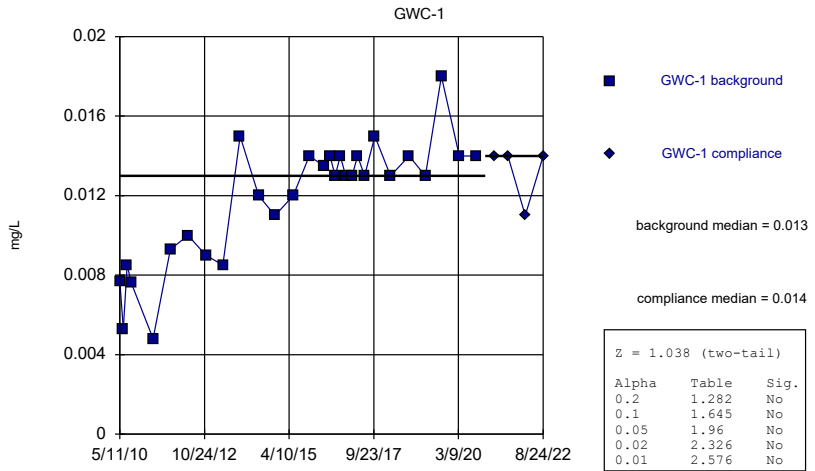
Constituent: Chromium, Total Analysis Run 5/17/2023 12:17 PM View: Mann-Whitney
 Plant Scherer Client: Southern Company Data: Scherer Cell 1-CCR

Mann-Whitney (Wilcoxon Rank Sum)



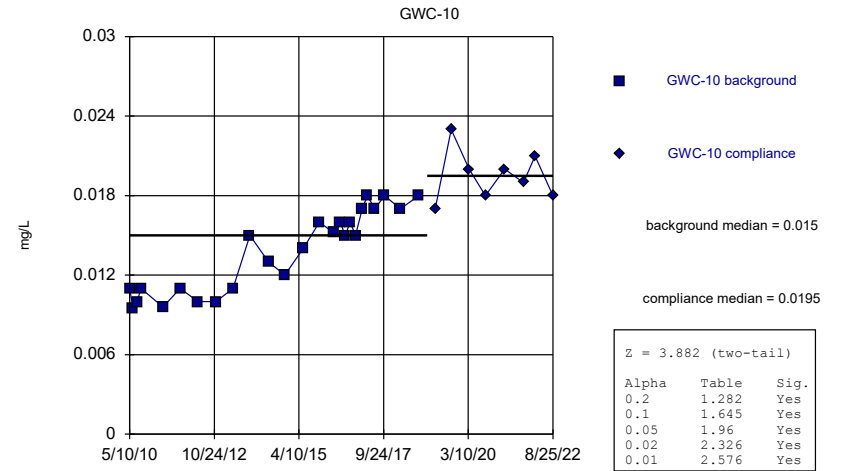
Constituent: Chromium, Total Analysis Run 5/17/2023 12:17 PM View: Mann-Whitney
 Plant Scherer Client: Southern Company Data: Scherer Cell 1-CCR

Mann-Whitney (Wilcoxon Rank Sum)



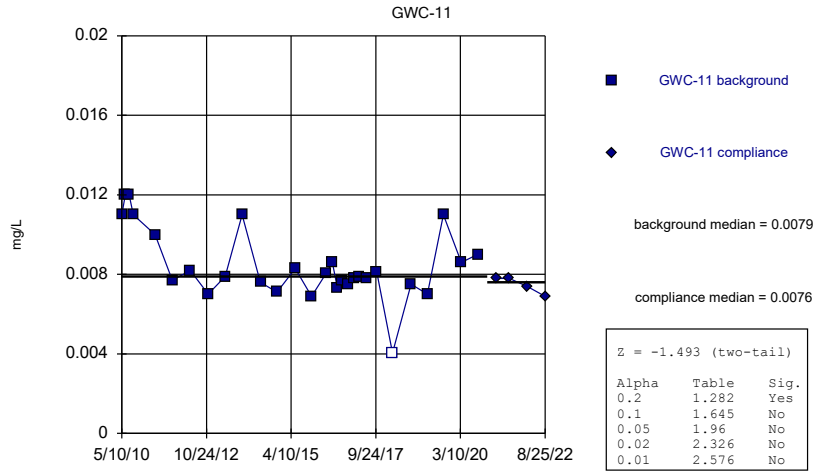
Constituent: Chromium, Total Analysis Run 5/17/2023 12:17 PM View: Mann-Whitney
 Plant Scherer Client: Southern Company Data: Scherer Cell 1-CCR

Mann-Whitney (Wilcoxon Rank Sum)



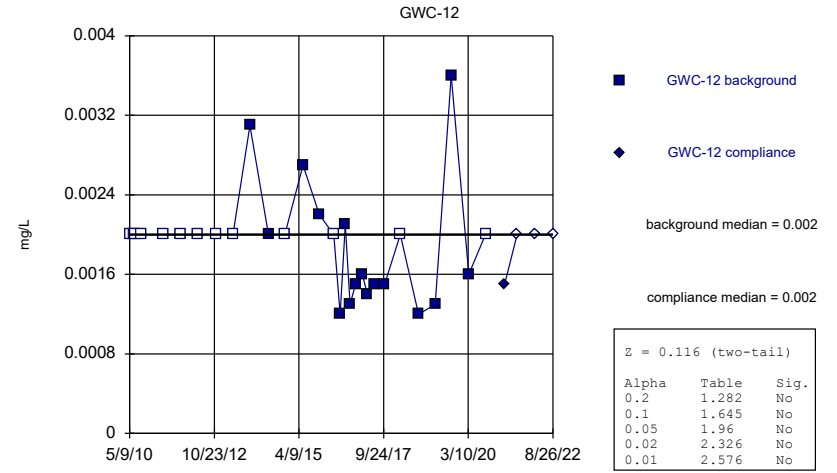
Constituent: Chromium, Total Analysis Run 5/17/2023 12:17 PM View: Mann-Whitney
 Plant Scherer Client: Southern Company Data: Scherer Cell 1-CCR

Mann-Whitney (Wilcoxon Rank Sum)



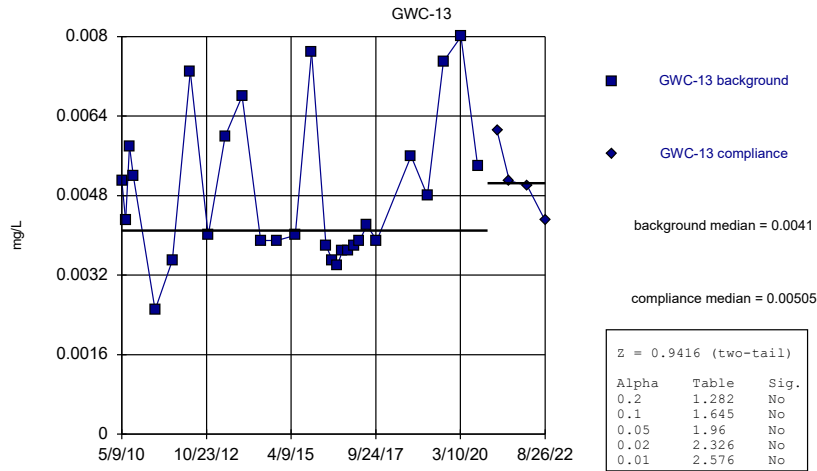
Constituent: Chromium, Total Analysis Run 5/17/2023 12:17 PM View: Mann-Whitney
Plant Scherer Client: Southern Company Data: Scherer Cell 1-CCR

Mann-Whitney (Wilcoxon Rank Sum)



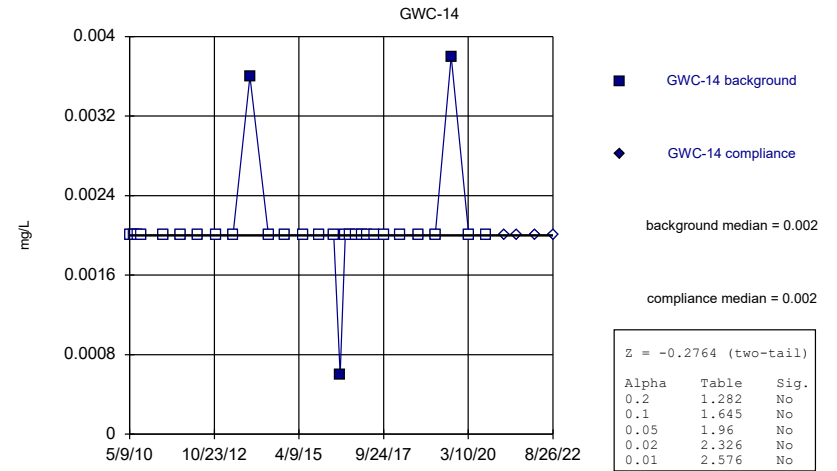
Constituent: Chromium, Total Analysis Run 5/17/2023 12:17 PM View: Mann-Whitney
Plant Scherer Client: Southern Company Data: Scherer Cell 1-CCR

Mann-Whitney (Wilcoxon Rank Sum)



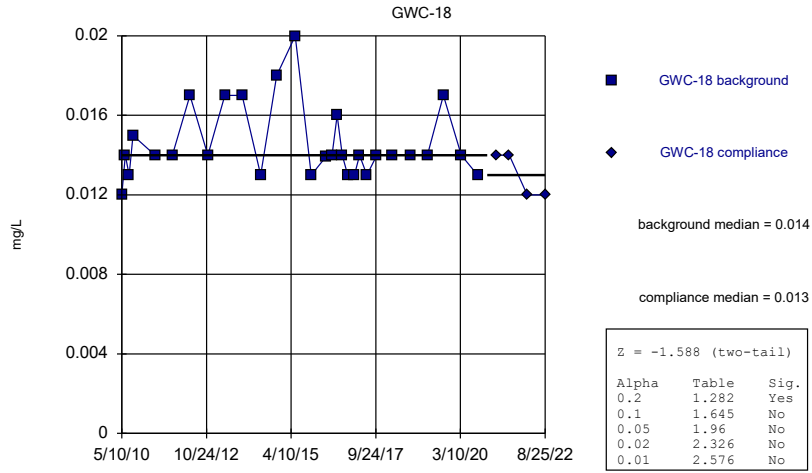
Constituent: Chromium, Total Analysis Run 5/17/2023 12:17 PM View: Mann-Whitney
Plant Scherer Client: Southern Company Data: Scherer Cell 1-CCR

Mann-Whitney (Wilcoxon Rank Sum)



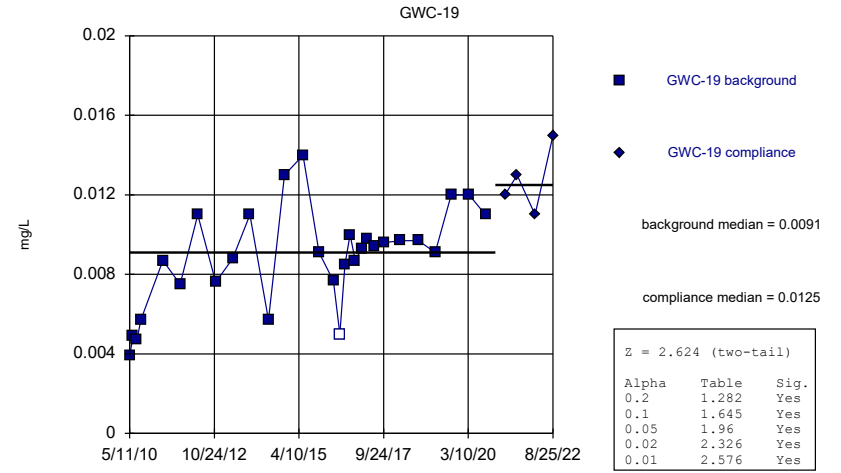
Constituent: Chromium, Total Analysis Run 5/17/2023 12:17 PM View: Mann-Whitney
Plant Scherer Client: Southern Company Data: Scherer Cell 1-CCR

Mann-Whitney (Wilcoxon Rank Sum)



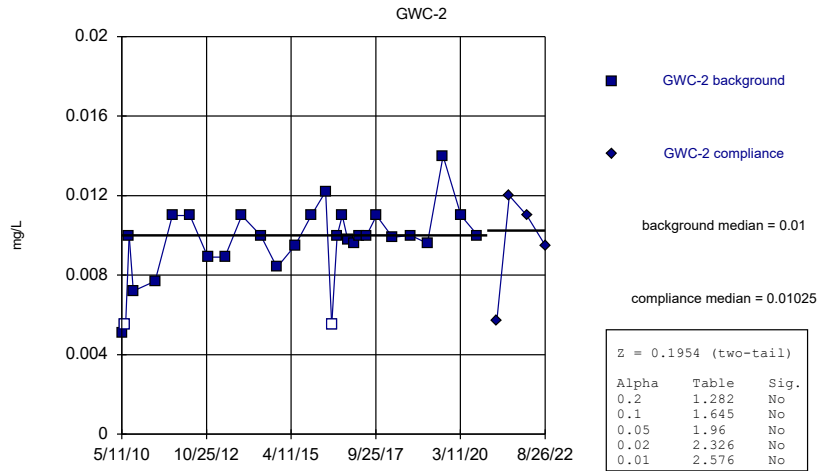
Constituent: Chromium, Total Analysis Run 5/17/2023 12:17 PM View: Mann-Whitney
Plant Scherer Client: Southern Company Data: Scherer Cell 1-CCR

Mann-Whitney (Wilcoxon Rank Sum)



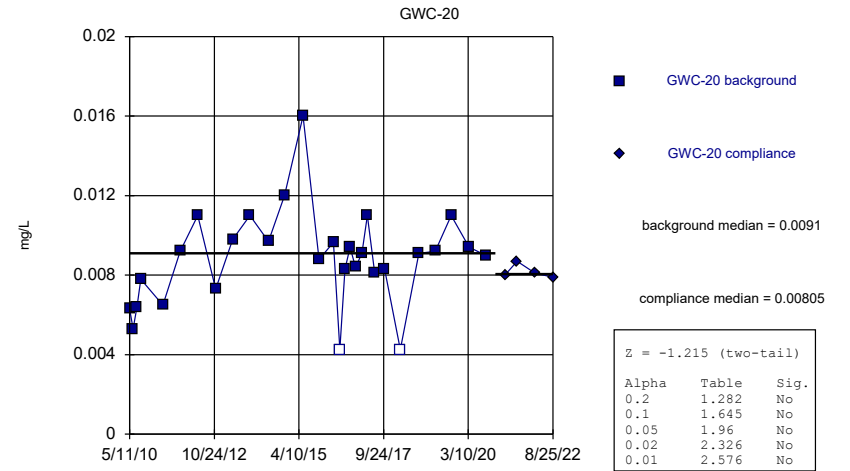
Constituent: Chromium, Total Analysis Run 5/17/2023 12:17 PM View: Mann-Whitney
Plant Scherer Client: Southern Company Data: Scherer Cell 1-CCR

Mann-Whitney (Wilcoxon Rank Sum)



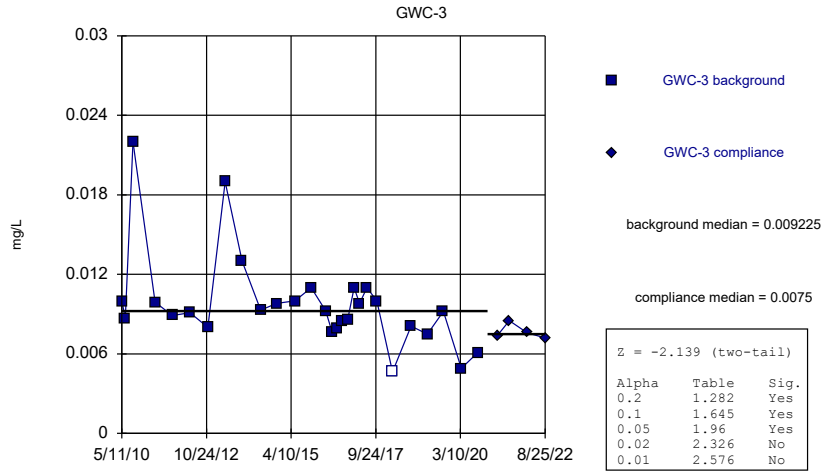
Constituent: Chromium, Total Analysis Run 5/17/2023 12:17 PM View: Mann-Whitney
Plant Scherer Client: Southern Company Data: Scherer Cell 1-CCR

Mann-Whitney (Wilcoxon Rank Sum)



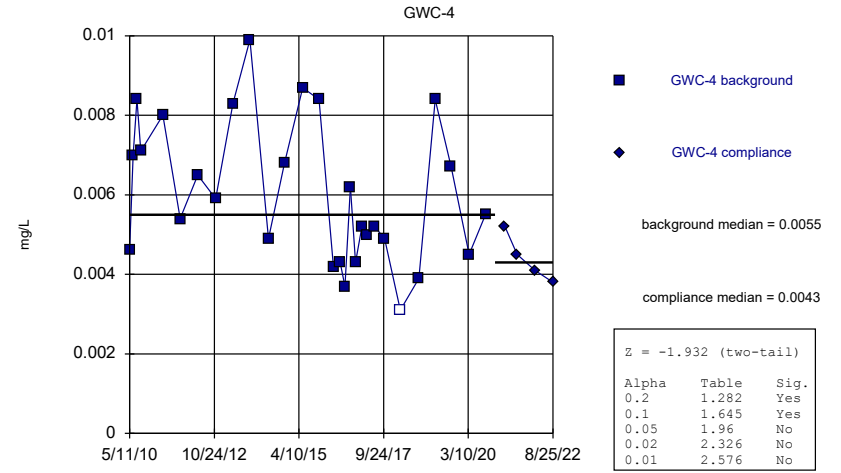
Constituent: Chromium, Total Analysis Run 5/17/2023 12:17 PM View: Mann-Whitney
Plant Scherer Client: Southern Company Data: Scherer Cell 1-CCR

Mann-Whitney (Wilcoxon Rank Sum)



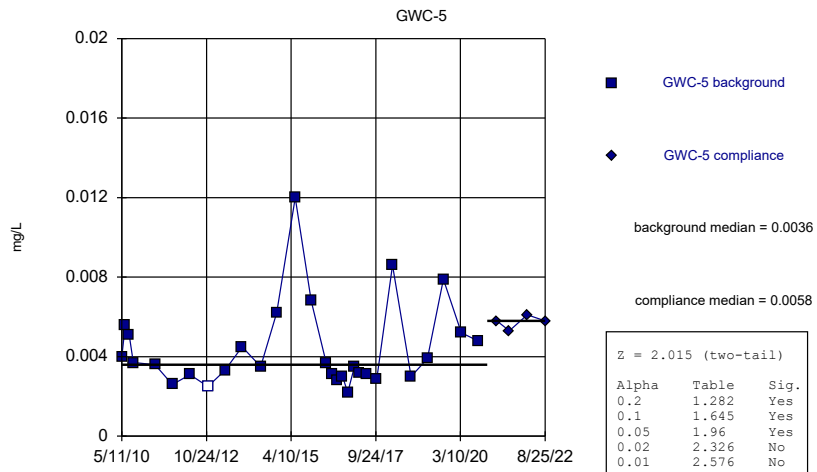
Constituent: Chromium, Total Analysis Run 5/17/2023 12:17 PM View: Mann-Whitney
Plant Scherer Client: Southern Company Data: Scherer Cell 1-CCR

Mann-Whitney (Wilcoxon Rank Sum)



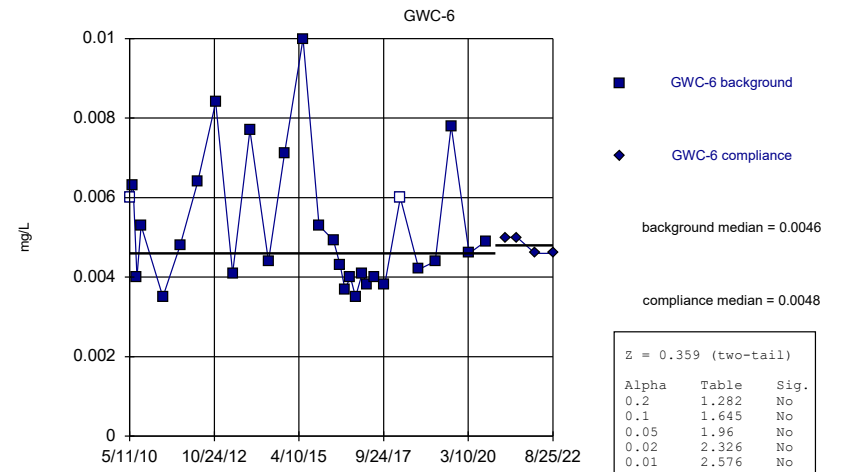
Constituent: Chromium, Total Analysis Run 5/17/2023 12:17 PM View: Mann-Whitney
Plant Scherer Client: Southern Company Data: Scherer Cell 1-CCR

Mann-Whitney (Wilcoxon Rank Sum)



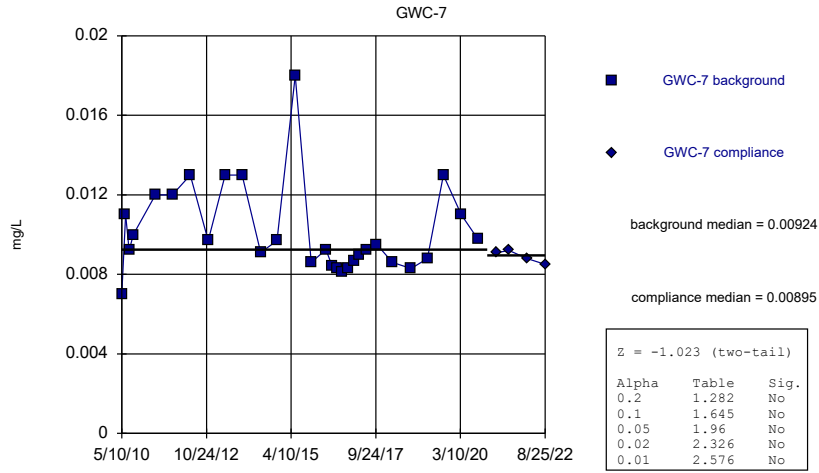
Constituent: Chromium, Total Analysis Run 5/17/2023 12:17 PM View: Mann-Whitney
Plant Scherer Client: Southern Company Data: Scherer Cell 1-CCR

Mann-Whitney (Wilcoxon Rank Sum)



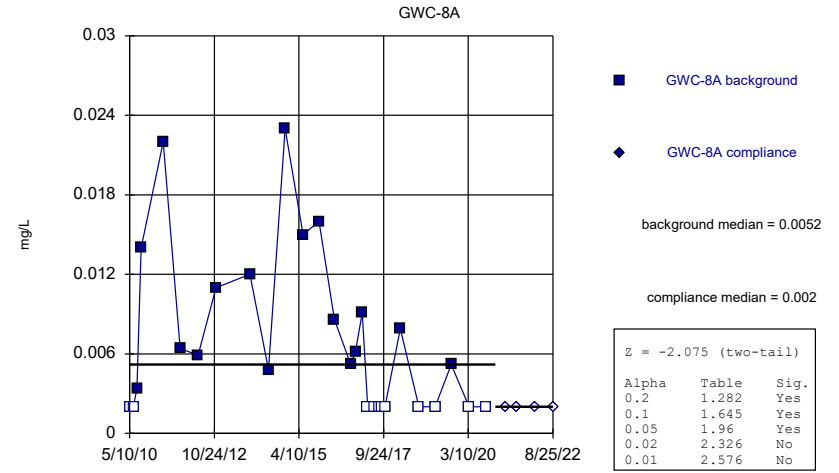
Constituent: Chromium, Total Analysis Run 5/17/2023 12:17 PM View: Mann-Whitney
Plant Scherer Client: Southern Company Data: Scherer Cell 1-CCR

Mann-Whitney (Wilcoxon Rank Sum)



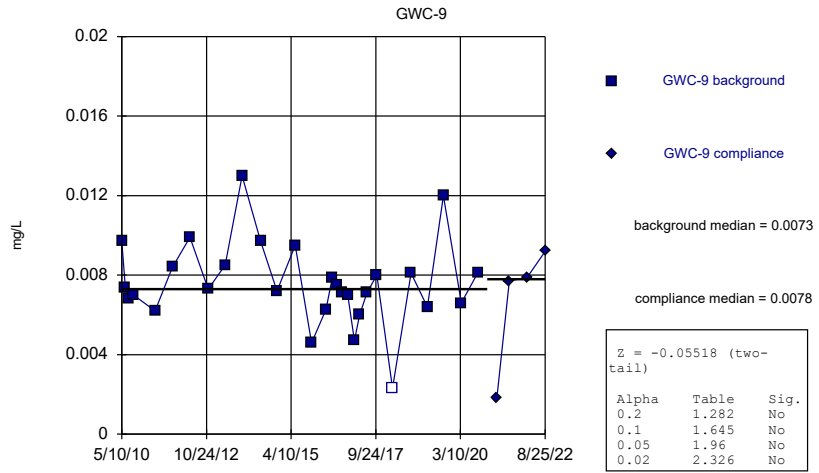
Constituent: Chromium, Total Analysis Run 5/17/2023 12:17 PM View: Mann-Whitney
 Plant Scherer Client: Southern Company Data: Scherer Cell 1-CCR

Mann-Whitney (Wilcoxon Rank Sum)



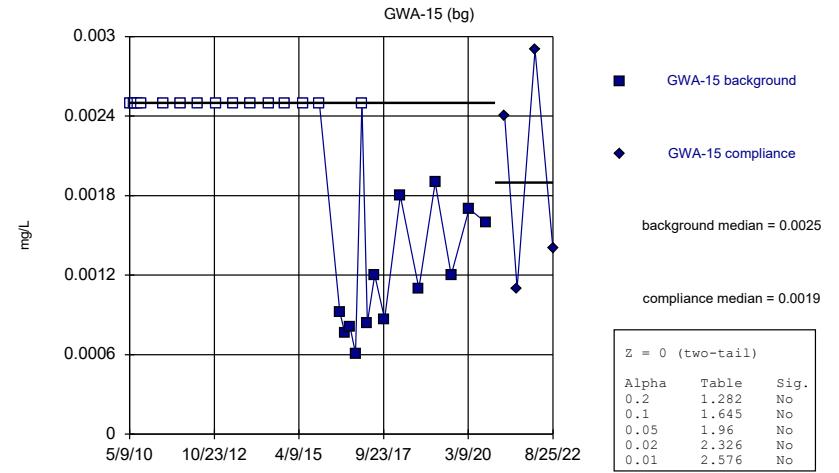
Constituent: Chromium, Total Analysis Run 5/17/2023 12:17 PM View: Mann-Whitney
 Plant Scherer Client: Southern Company Data: Scherer Cell 1-CCR

Mann-Whitney (Wilcoxon Rank Sum)



Constituent: Chromium, Total Analysis Run 5/17/2023 12:17 PM View: Mann-Whitney
 Plant Scherer Client: Southern Company Data: Scherer Cell 1-CCR

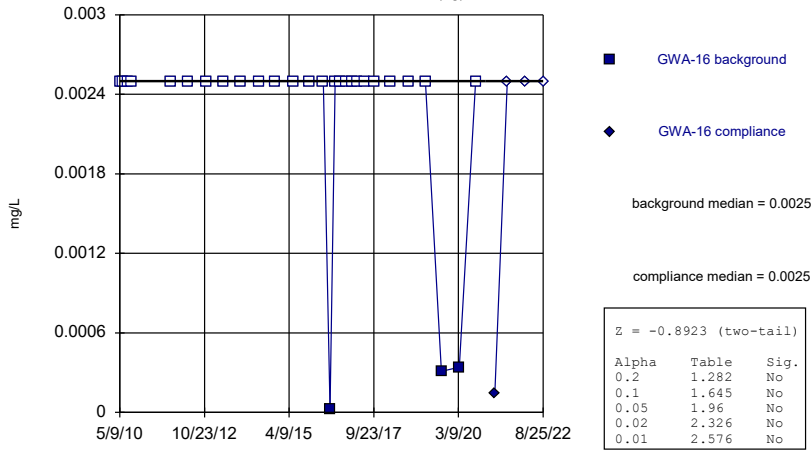
Mann-Whitney (Wilcoxon Rank Sum)



Constituent: Cobalt, Total Analysis Run 5/17/2023 12:17 PM View: Mann-Whitney
 Plant Scherer Client: Southern Company Data: Scherer Cell 1-CCR

Mann-Whitney (Wilcoxon Rank Sum)

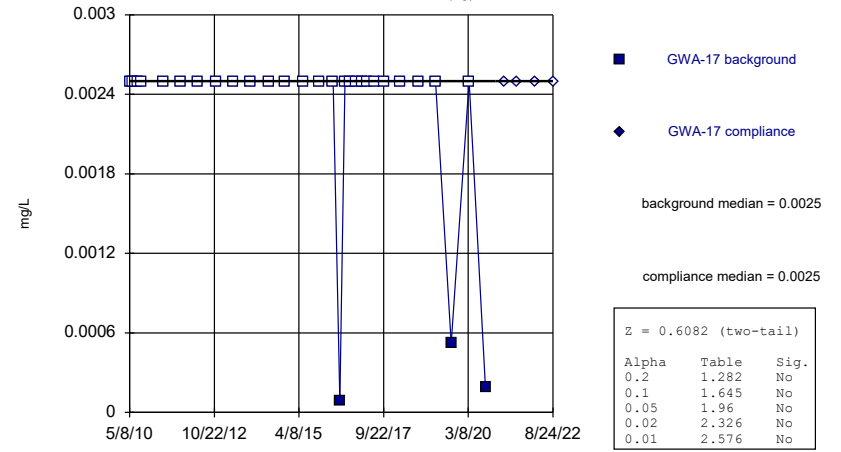
GWA-16 (bg)



Constituent: Cobalt, Total Analysis Run 5/17/2023 12:17 PM View: Mann-Whitney
Plant Scherer Client: Southern Company Data: Scherer Cell 1-CCR

Mann-Whitney (Wilcoxon Rank Sum)

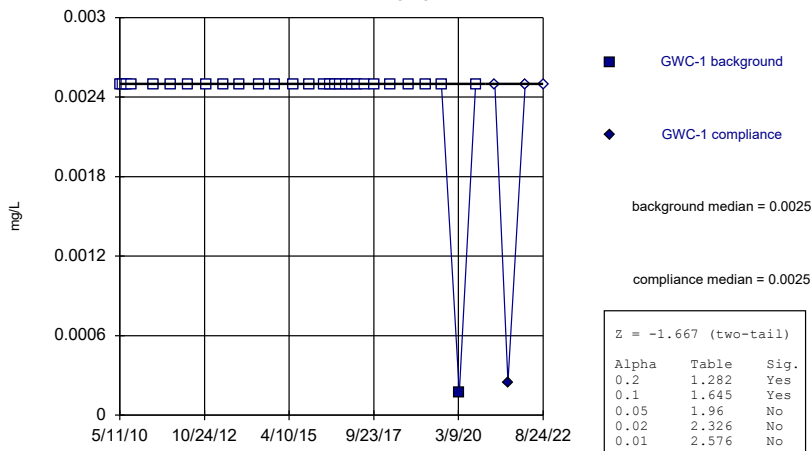
GWA-17 (bg)



Constituent: Cobalt, Total Analysis Run 5/17/2023 12:17 PM View: Mann-Whitney
Plant Scherer Client: Southern Company Data: Scherer Cell 1-CCR

Mann-Whitney (Wilcoxon Rank Sum)

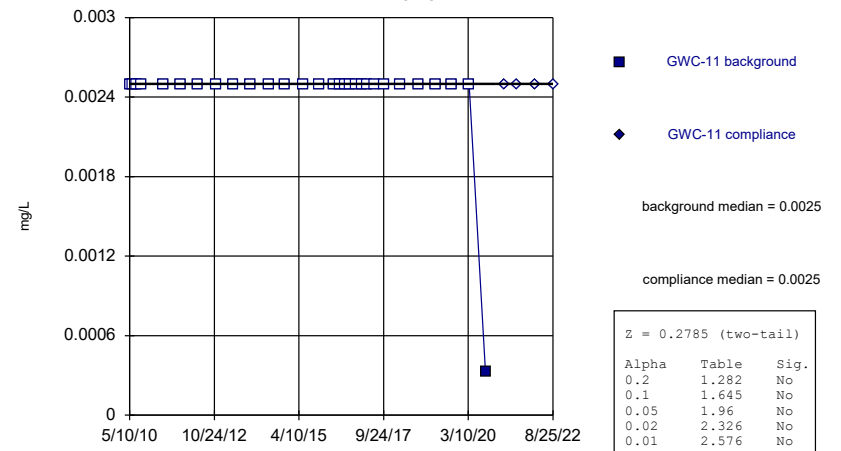
GWC-1



Constituent: Cobalt, Total Analysis Run 5/17/2023 12:17 PM View: Mann-Whitney
Plant Scherer Client: Southern Company Data: Scherer Cell 1-CCR

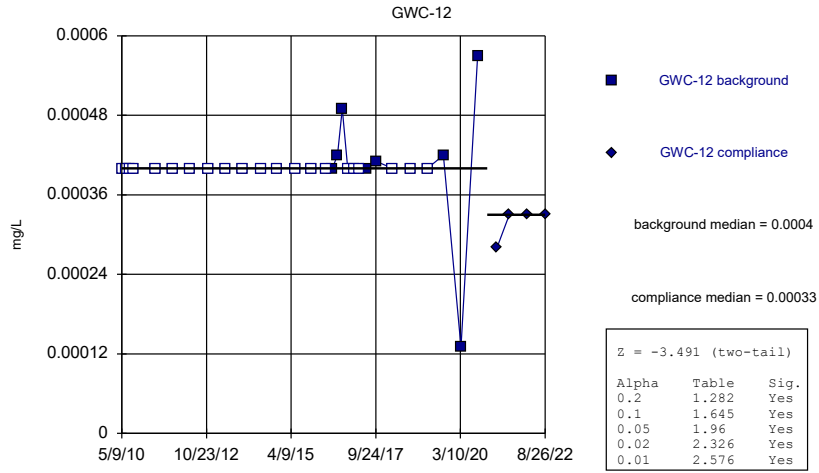
Mann-Whitney (Wilcoxon Rank Sum)

GWC-11



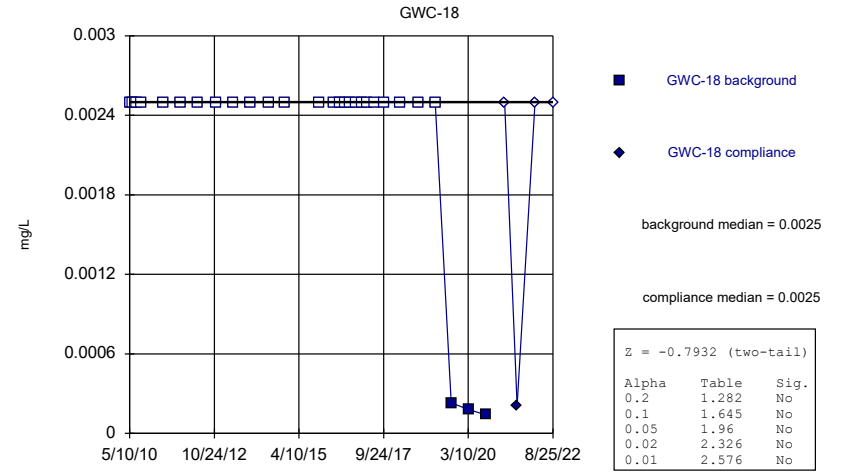
Constituent: Cobalt, Total Analysis Run 5/17/2023 12:17 PM View: Mann-Whitney
Plant Scherer Client: Southern Company Data: Scherer Cell 1-CCR

Mann-Whitney (Wilcoxon Rank Sum)



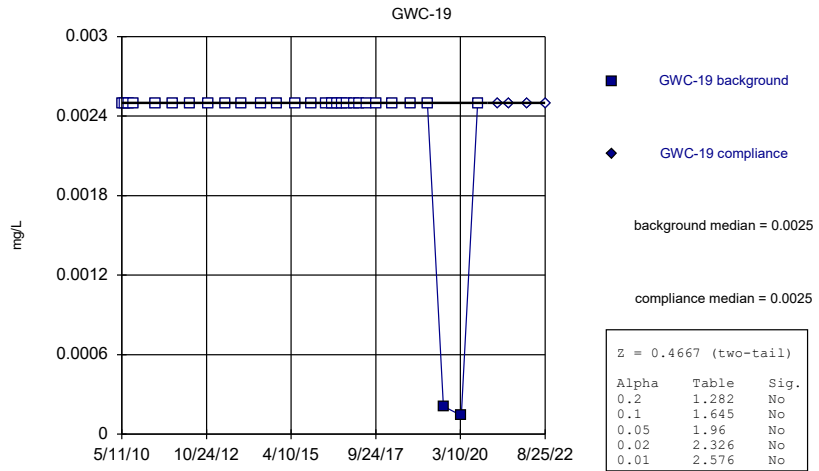
Constituent: Cobalt, Total Analysis Run 5/17/2023 12:17 PM View: Mann-Whitney
Plant Scherer Client: Southern Company Data: Scherer Cell 1-CCR

Mann-Whitney (Wilcoxon Rank Sum)



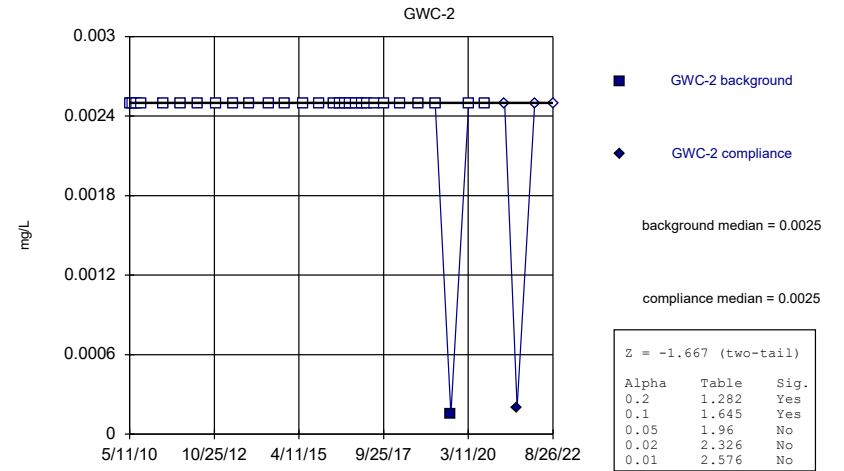
Constituent: Cobalt, Total Analysis Run 5/17/2023 12:17 PM View: Mann-Whitney
Plant Scherer Client: Southern Company Data: Scherer Cell 1-CCR

Mann-Whitney (Wilcoxon Rank Sum)



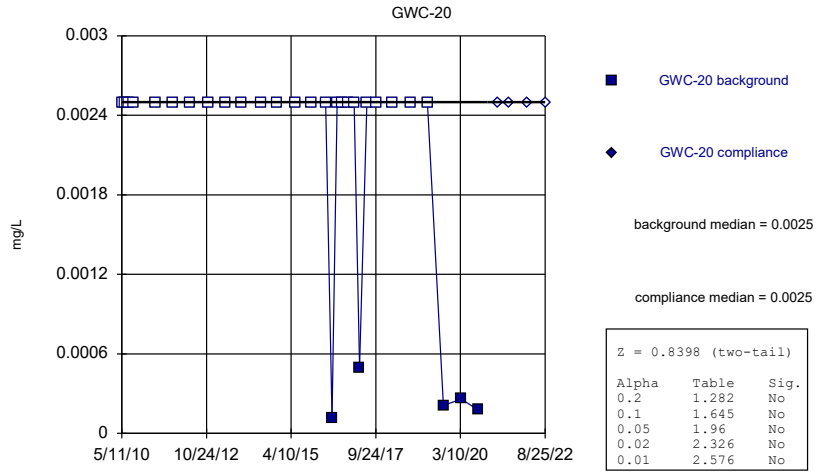
Constituent: Cobalt, Total Analysis Run 5/17/2023 12:17 PM View: Mann-Whitney
Plant Scherer Client: Southern Company Data: Scherer Cell 1-CCR

Mann-Whitney (Wilcoxon Rank Sum)



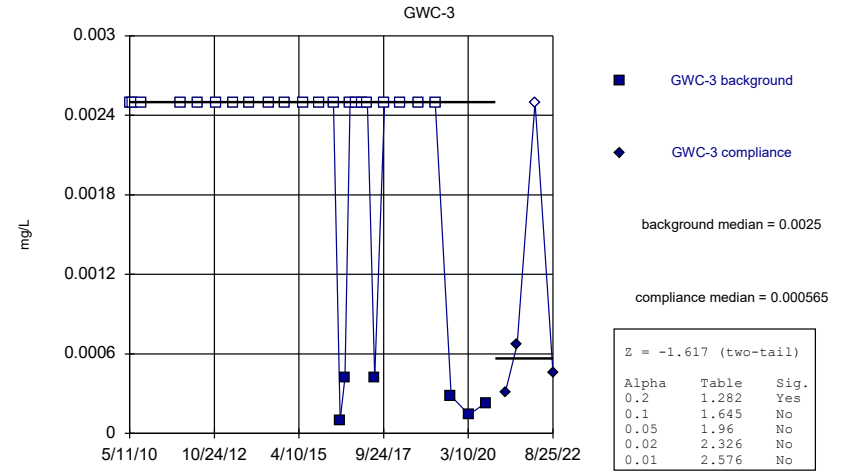
Constituent: Cobalt, Total Analysis Run 5/17/2023 12:17 PM View: Mann-Whitney
Plant Scherer Client: Southern Company Data: Scherer Cell 1-CCR

Mann-Whitney (Wilcoxon Rank Sum)



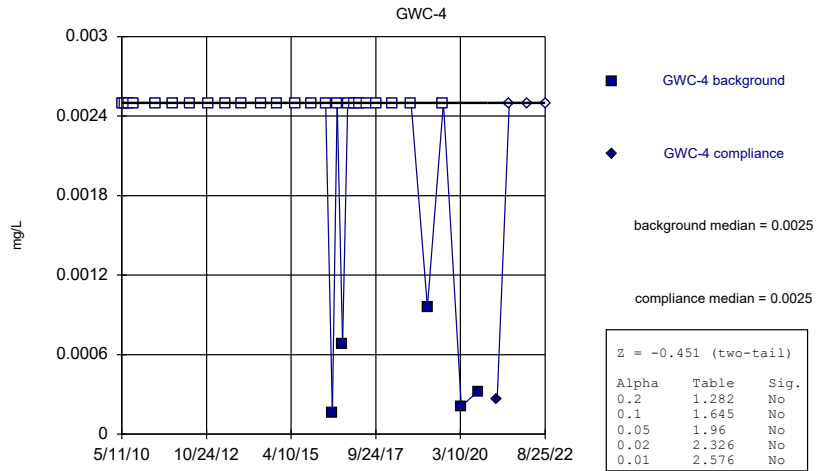
Constituent: Cobalt, Total Analysis Run 5/17/2023 12:17 PM View: Mann-Whitney
Plant Scherer Client: Southern Company Data: Scherer Cell 1-CCR

Mann-Whitney (Wilcoxon Rank Sum)



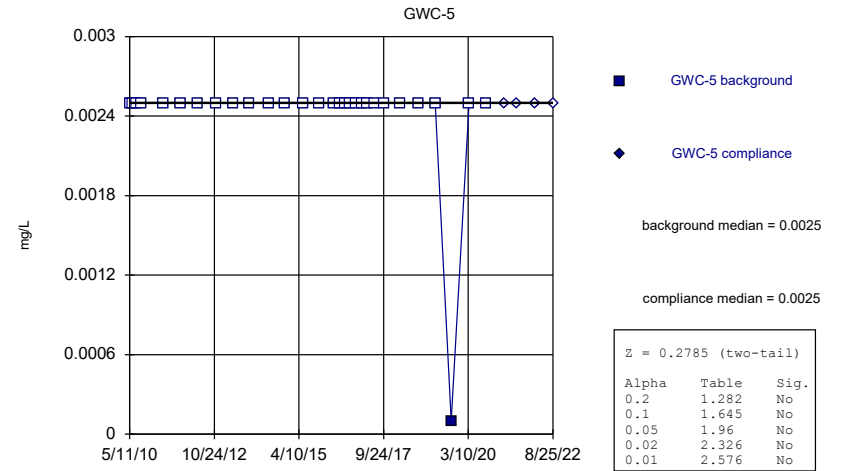
Constituent: Cobalt, Total Analysis Run 5/17/2023 12:17 PM View: Mann-Whitney
Plant Scherer Client: Southern Company Data: Scherer Cell 1-CCR

Mann-Whitney (Wilcoxon Rank Sum)



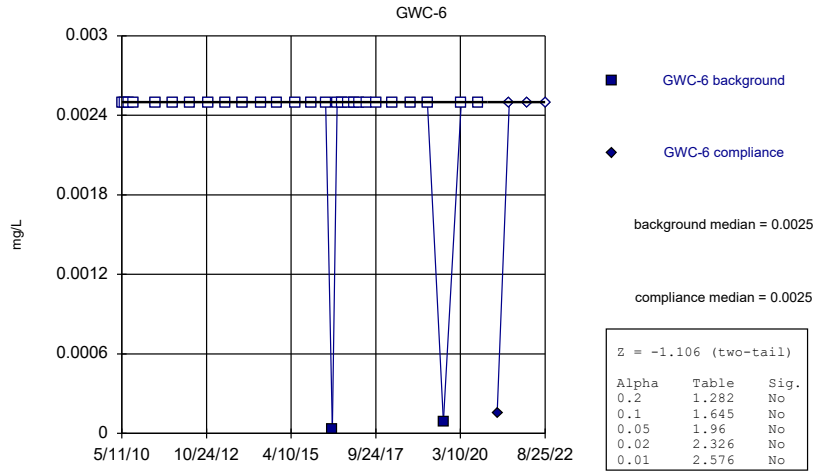
Constituent: Cobalt, Total Analysis Run 5/17/2023 12:17 PM View: Mann-Whitney
Plant Scherer Client: Southern Company Data: Scherer Cell 1-CCR

Mann-Whitney (Wilcoxon Rank Sum)



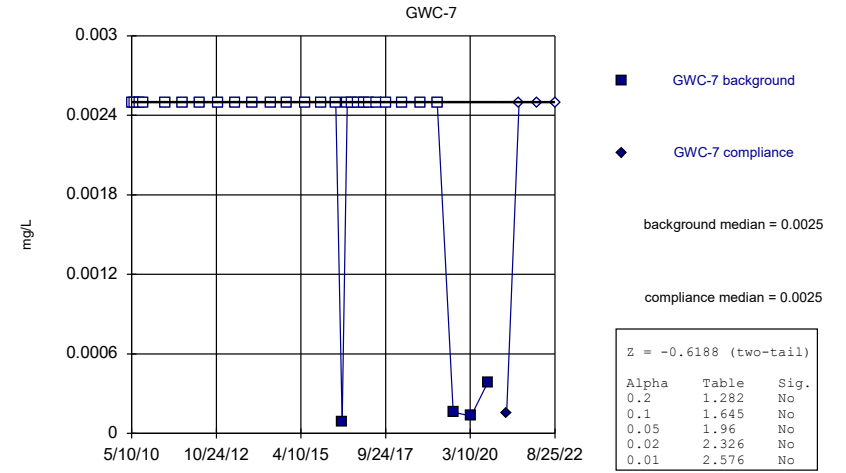
Constituent: Cobalt, Total Analysis Run 5/17/2023 12:17 PM View: Mann-Whitney
Plant Scherer Client: Southern Company Data: Scherer Cell 1-CCR

Mann-Whitney (Wilcoxon Rank Sum)



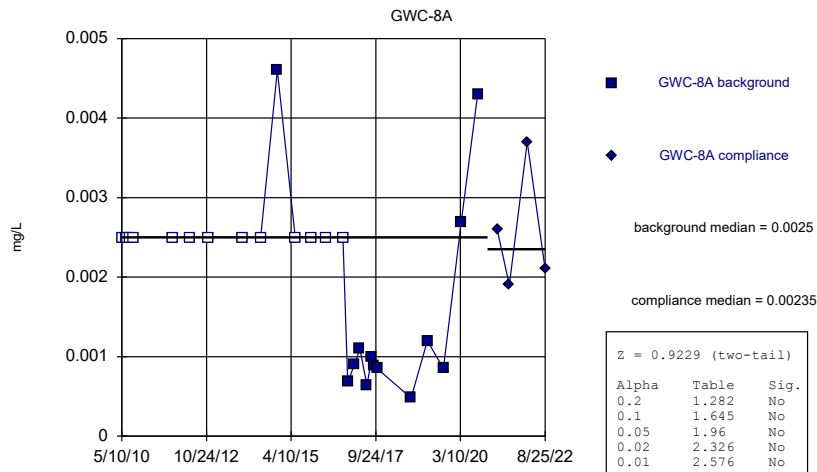
Constituent: Cobalt, Total Analysis Run 5/17/2023 12:17 PM View: Mann-Whitney
Plant Scherer Client: Southern Company Data: Scherer Cell 1-CCR

Mann-Whitney (Wilcoxon Rank Sum)



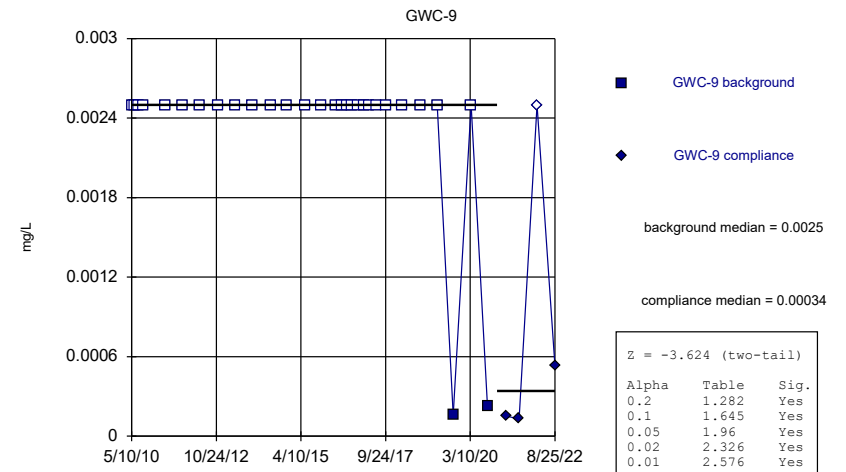
Constituent: Cobalt, Total Analysis Run 5/17/2023 12:17 PM View: Mann-Whitney
Plant Scherer Client: Southern Company Data: Scherer Cell 1-CCR

Mann-Whitney (Wilcoxon Rank Sum)



Constituent: Cobalt, Total Analysis Run 5/17/2023 12:17 PM View: Mann-Whitney
Plant Scherer Client: Southern Company Data: Scherer Cell 1-CCR

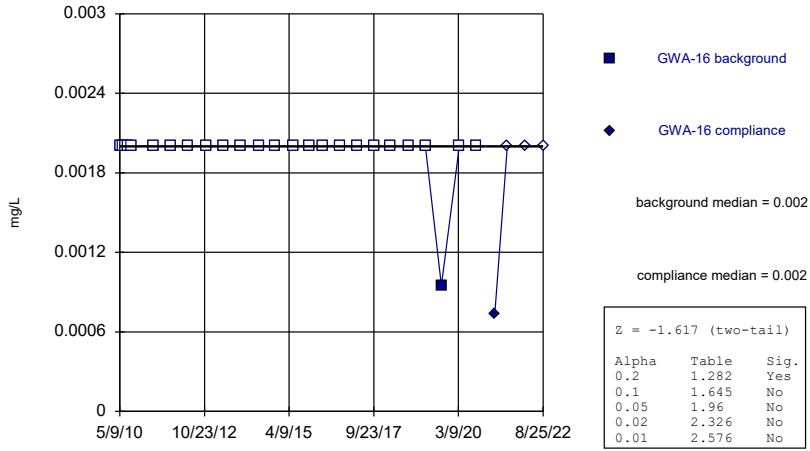
Mann-Whitney (Wilcoxon Rank Sum)



Constituent: Cobalt, Total Analysis Run 5/17/2023 12:17 PM View: Mann-Whitney
Plant Scherer Client: Southern Company Data: Scherer Cell 1-CCR

Mann-Whitney (Wilcoxon Rank Sum)

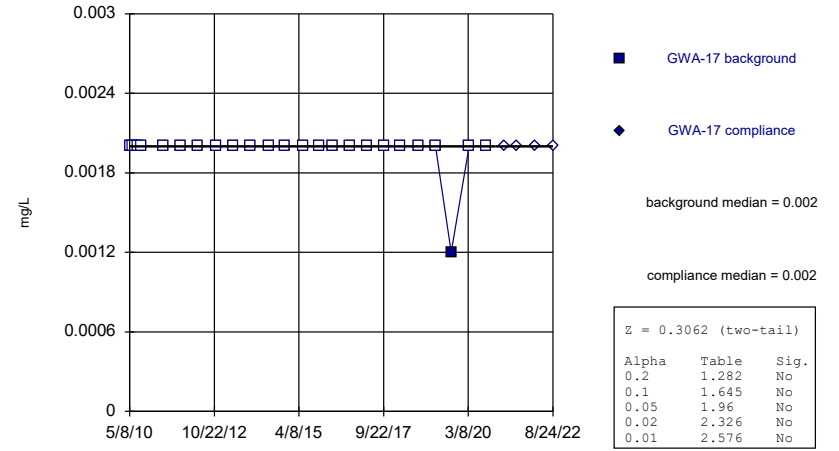
GWA-16 (bg)



Constituent: Copper Analysis Run 5/17/2023 12:17 PM View: Mann-Whitney
Plant Scherer Client: Southern Company Data: Scherer Cell 1-CCR

Mann-Whitney (Wilcoxon Rank Sum)

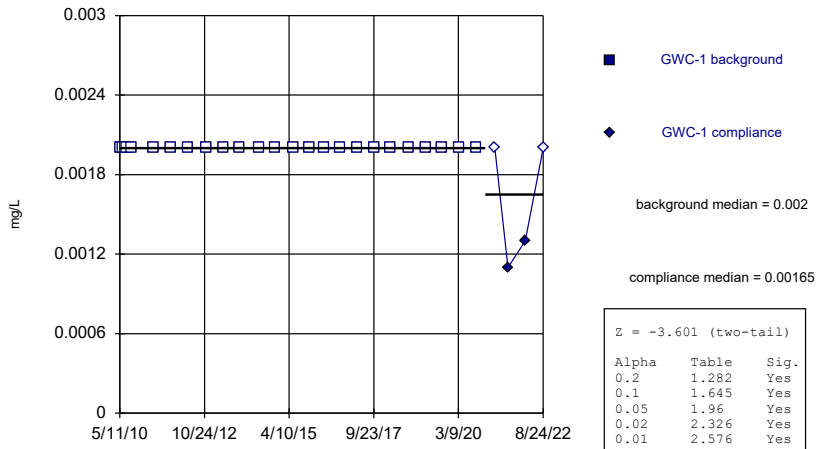
GWA-17 (bg)



Constituent: Copper Analysis Run 5/17/2023 12:17 PM View: Mann-Whitney
Plant Scherer Client: Southern Company Data: Scherer Cell 1-CCR

Mann-Whitney (Wilcoxon Rank Sum)

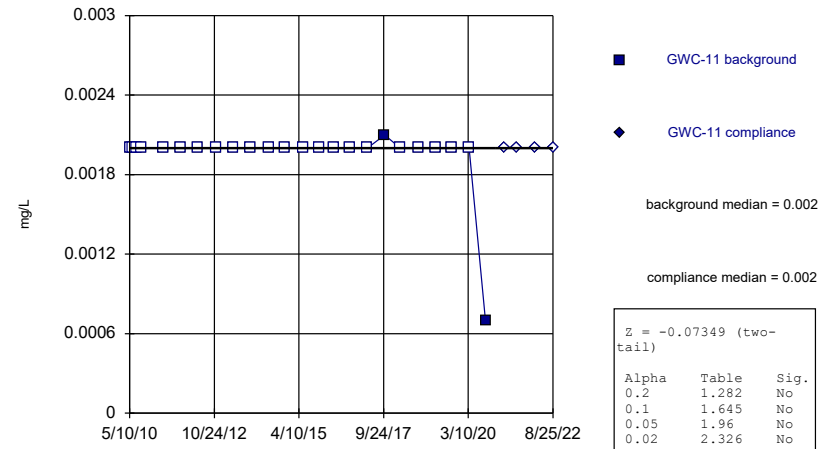
GWC-1



Constituent: Copper Analysis Run 5/17/2023 12:17 PM View: Mann-Whitney
Plant Scherer Client: Southern Company Data: Scherer Cell 1-CCR

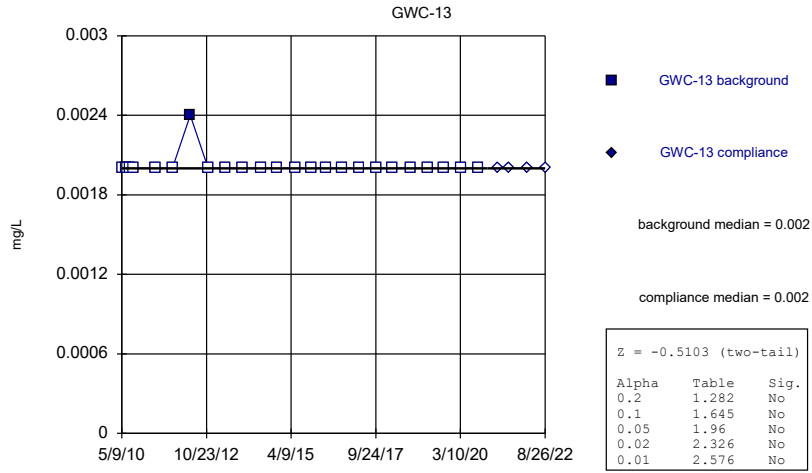
Mann-Whitney (Wilcoxon Rank Sum)

GWC-11



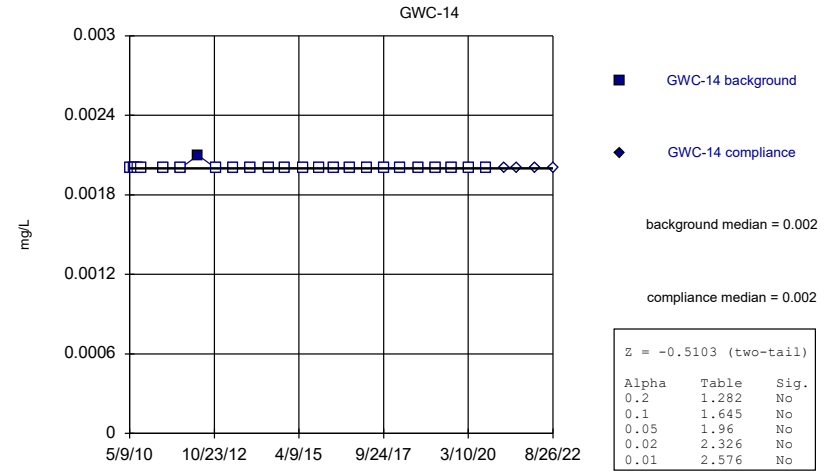
Constituent: Copper Analysis Run 5/17/2023 12:17 PM View: Mann-Whitney
Plant Scherer Client: Southern Company Data: Scherer Cell 1-CCR

Mann-Whitney (Wilcoxon Rank Sum)



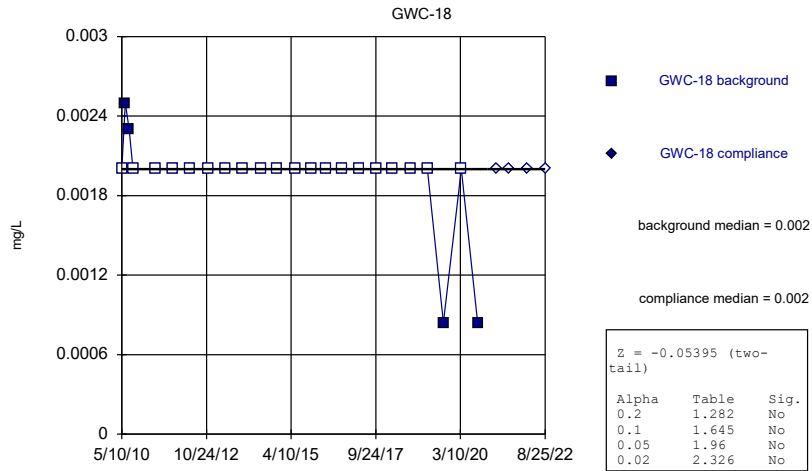
Constituent: Copper Analysis Run 5/17/2023 12:17 PM View: Mann-Whitney
Plant Scherer Client: Southern Company Data: Scherer Cell 1-CCR

Mann-Whitney (Wilcoxon Rank Sum)



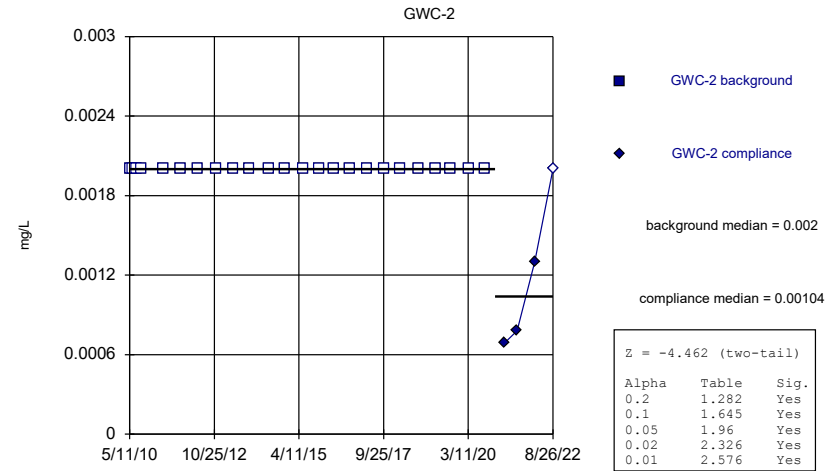
Constituent: Copper Analysis Run 5/17/2023 12:17 PM View: Mann-Whitney
Plant Scherer Client: Southern Company Data: Scherer Cell 1-CCR

Mann-Whitney (Wilcoxon Rank Sum)



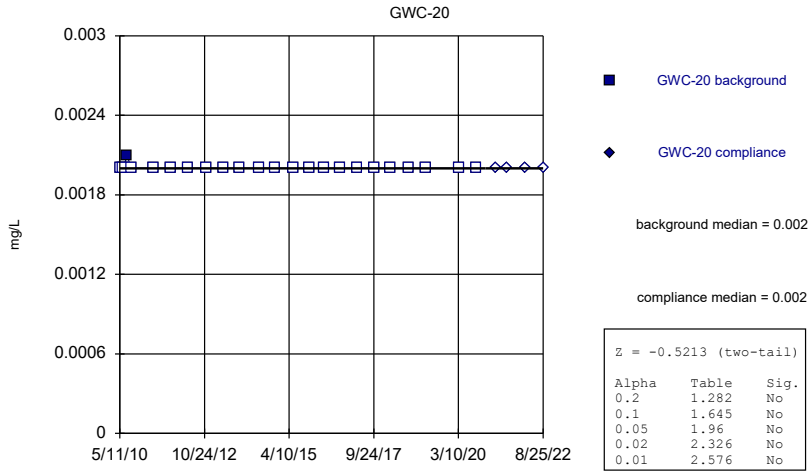
Constituent: Copper Analysis Run 5/17/2023 12:17 PM View: Mann-Whitney
Plant Scherer Client: Southern Company Data: Scherer Cell 1-CCR

Mann-Whitney (Wilcoxon Rank Sum)



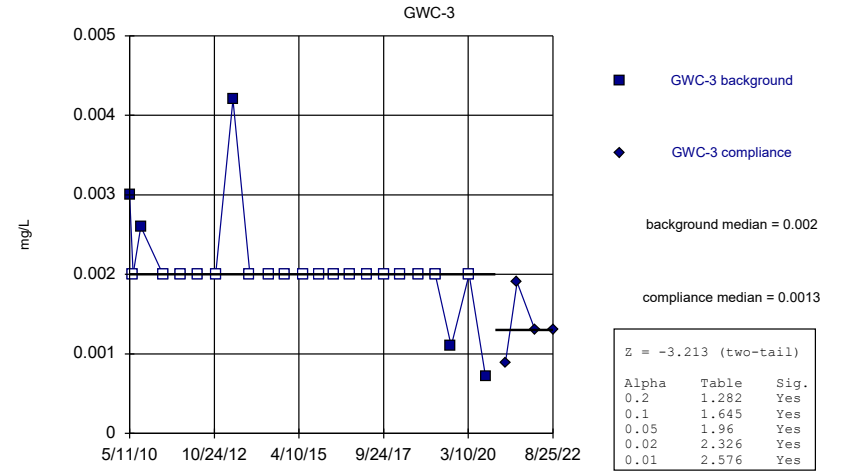
Constituent: Copper Analysis Run 5/17/2023 12:17 PM View: Mann-Whitney
Plant Scherer Client: Southern Company Data: Scherer Cell 1-CCR

Mann-Whitney (Wilcoxon Rank Sum)



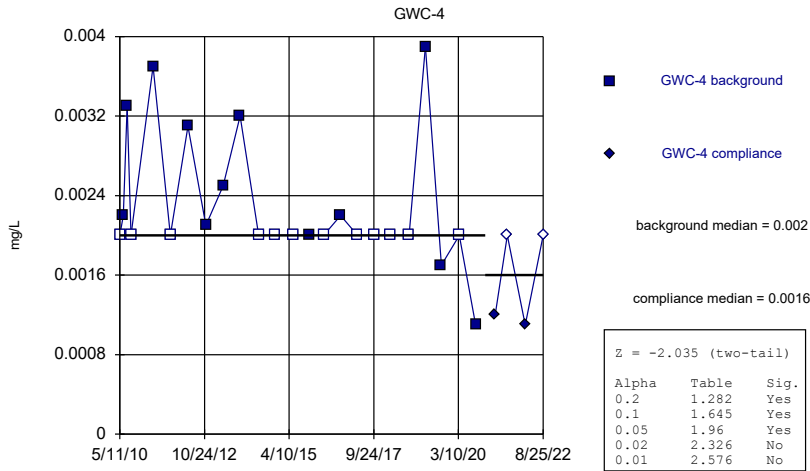
Constituent: Copper Analysis Run 5/17/2023 12:17 PM View: Mann-Whitney
Plant Scherer Client: Southern Company Data: Scherer Cell 1-CCR

Mann-Whitney (Wilcoxon Rank Sum)



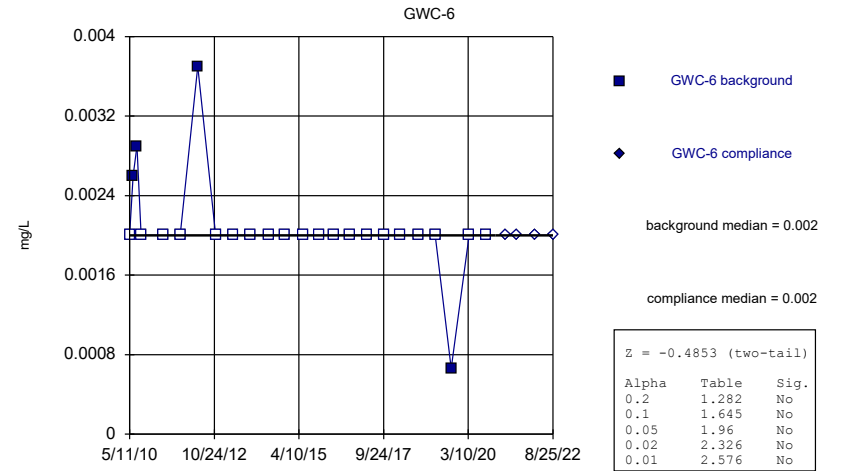
Constituent: Copper Analysis Run 5/17/2023 12:17 PM View: Mann-Whitney
Plant Scherer Client: Southern Company Data: Scherer Cell 1-CCR

Mann-Whitney (Wilcoxon Rank Sum)



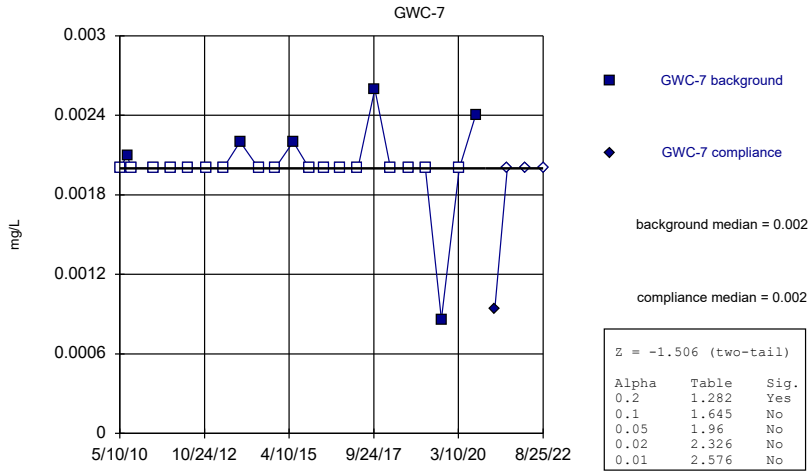
Constituent: Copper Analysis Run 5/17/2023 12:17 PM View: Mann-Whitney
Plant Scherer Client: Southern Company Data: Scherer Cell 1-CCR

Mann-Whitney (Wilcoxon Rank Sum)



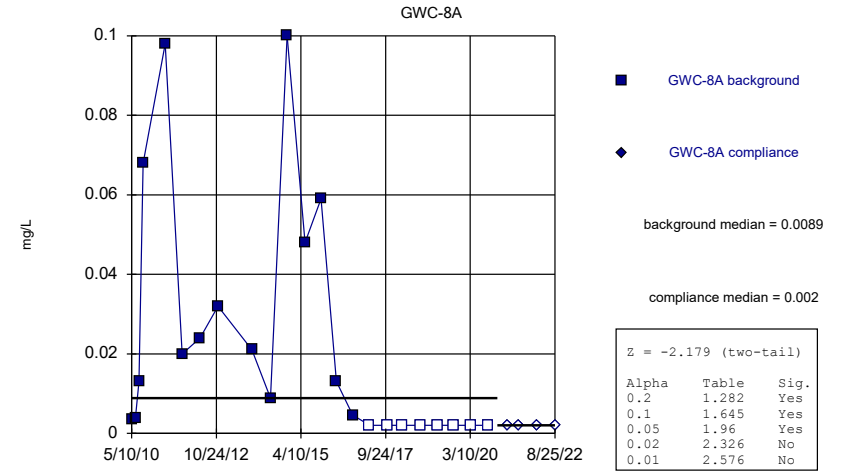
Constituent: Copper Analysis Run 5/17/2023 12:18 PM View: Mann-Whitney
Plant Scherer Client: Southern Company Data: Scherer Cell 1-CCR

Mann-Whitney (Wilcoxon Rank Sum)



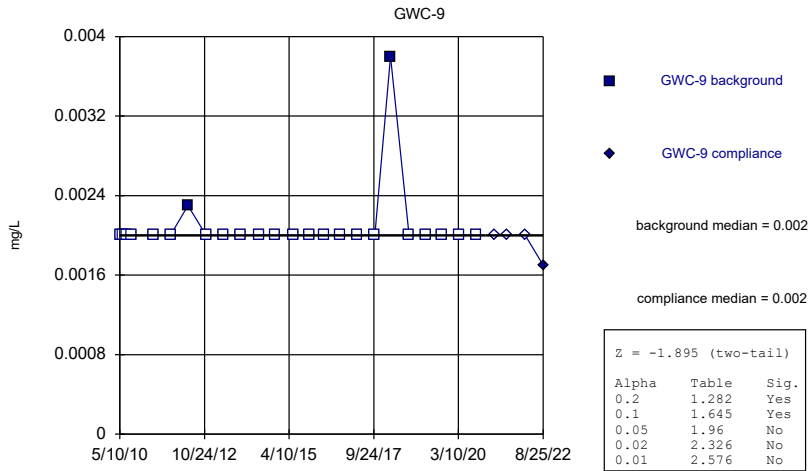
Constituent: Copper Analysis Run 5/17/2023 12:18 PM View: Mann-Whitney
 Plant Scherer Client: Southern Company Data: Scherer Cell 1-CCR

Mann-Whitney (Wilcoxon Rank Sum)



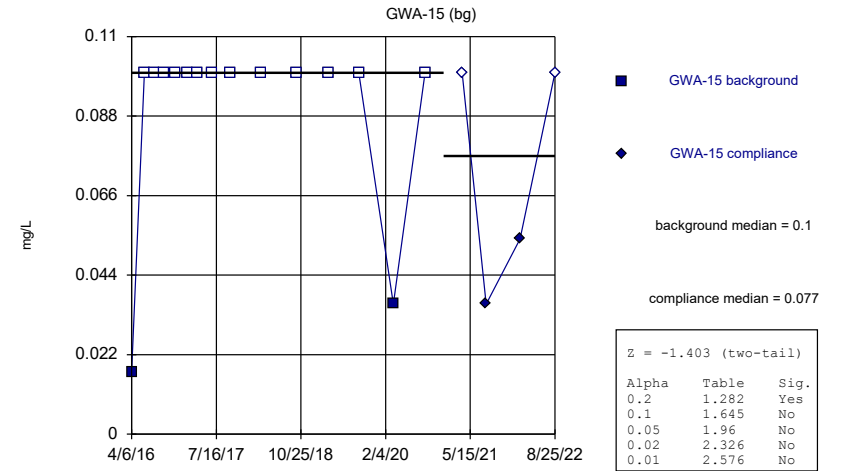
Constituent: Copper Analysis Run 5/17/2023 12:18 PM View: Mann-Whitney
 Plant Scherer Client: Southern Company Data: Scherer Cell 1-CCR

Mann-Whitney (Wilcoxon Rank Sum)



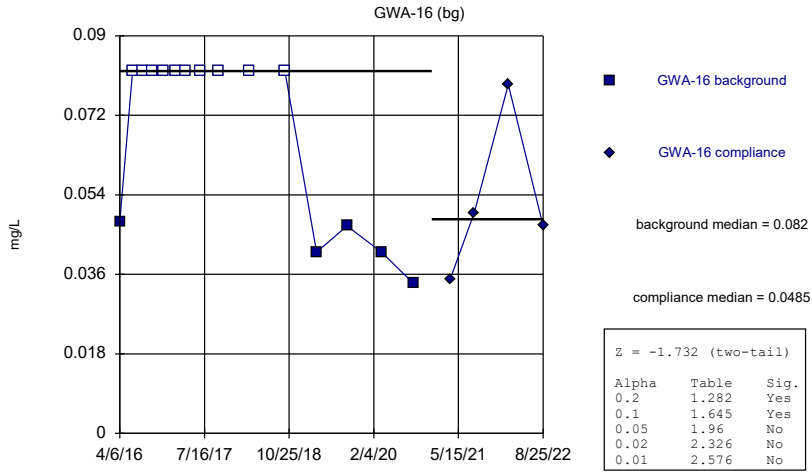
Constituent: Copper Analysis Run 5/17/2023 12:18 PM View: Mann-Whitney
 Plant Scherer Client: Southern Company Data: Scherer Cell 1-CCR

Mann-Whitney (Wilcoxon Rank Sum)



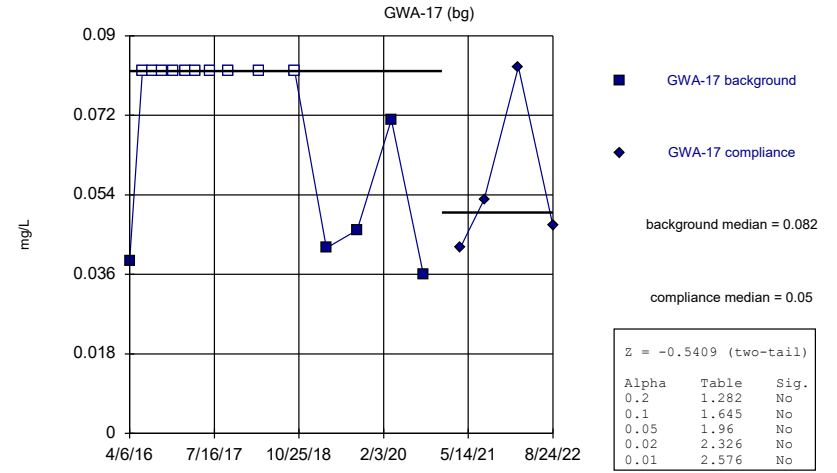
Constituent: Fluoride Analysis Run 5/17/2023 12:18 PM View: Mann-Whitney
 Plant Scherer Client: Southern Company Data: Scherer Cell 1-CCR

Mann-Whitney (Wilcoxon Rank Sum)



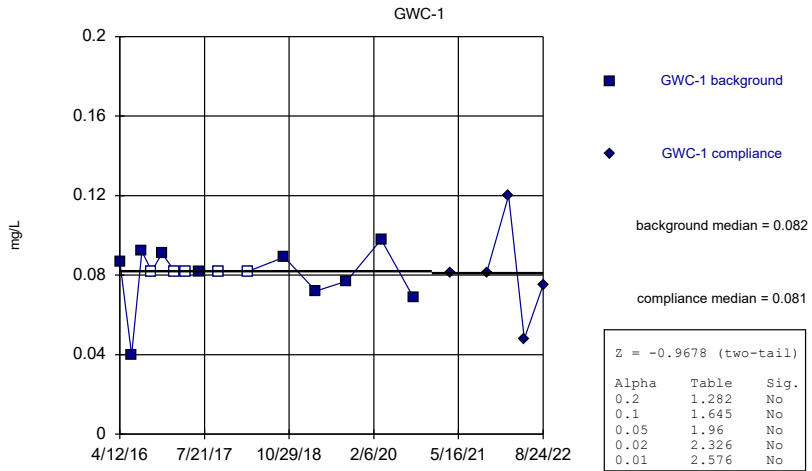
Constituent: Fluoride Analysis Run 5/17/2023 12:18 PM View: Mann-Whitney
Plant Scherer Client: Southern Company Data: Scherer Cell 1-CCR

Mann-Whitney (Wilcoxon Rank Sum)



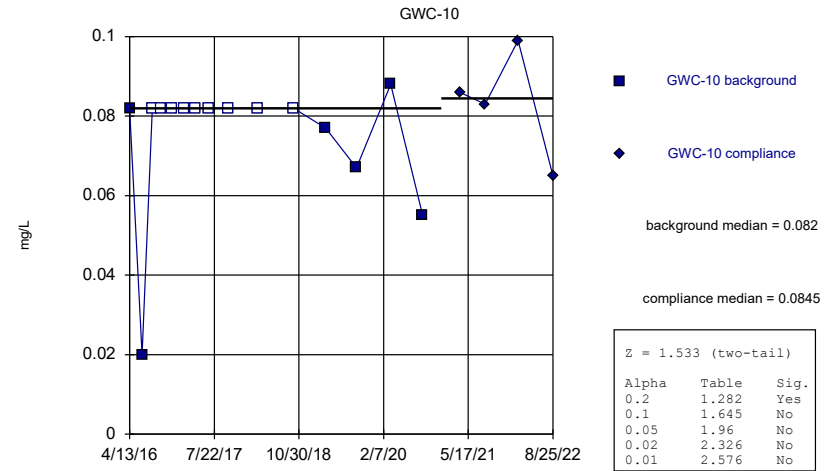
Constituent: Fluoride Analysis Run 5/17/2023 12:18 PM View: Mann-Whitney
Plant Scherer Client: Southern Company Data: Scherer Cell 1-CCR

Mann-Whitney (Wilcoxon Rank Sum)



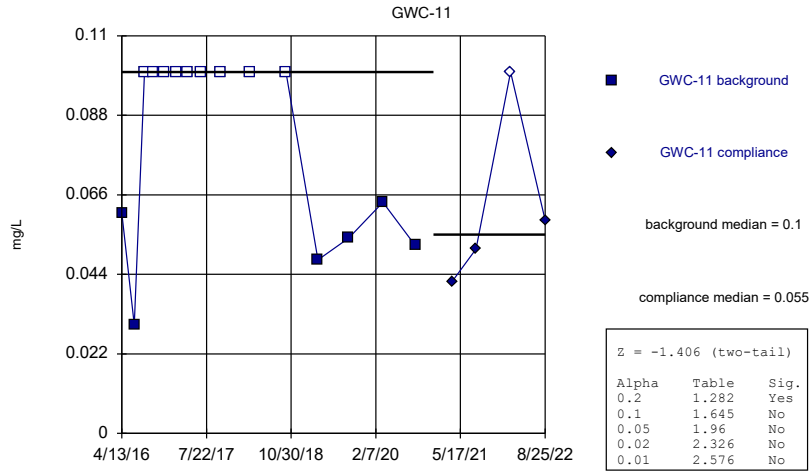
Constituent: Fluoride Analysis Run 5/17/2023 12:18 PM View: Mann-Whitney
Plant Scherer Client: Southern Company Data: Scherer Cell 1-CCR

Mann-Whitney (Wilcoxon Rank Sum)



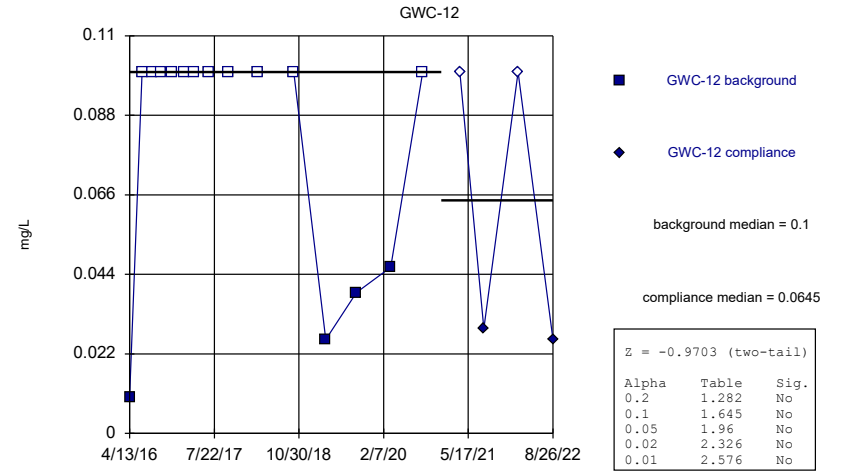
Constituent: Fluoride Analysis Run 5/17/2023 12:18 PM View: Mann-Whitney
Plant Scherer Client: Southern Company Data: Scherer Cell 1-CCR

Mann-Whitney (Wilcoxon Rank Sum)



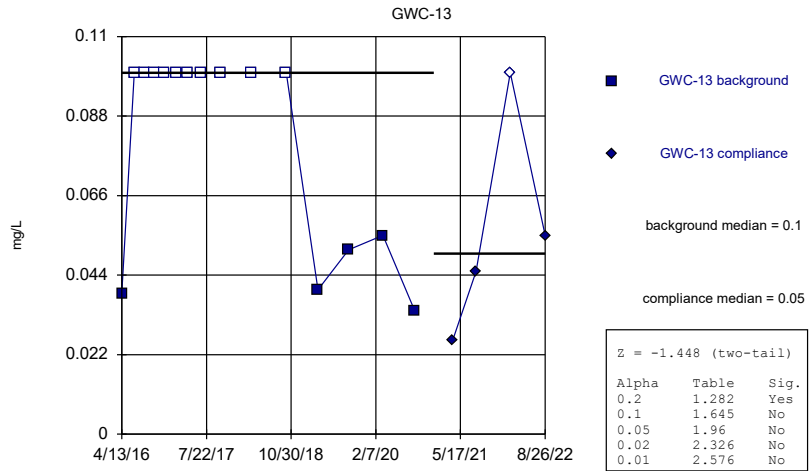
Constituent: Fluoride Analysis Run 5/17/2023 12:18 PM View: Mann-Whitney
Plant Scherer Client: Southern Company Data: Scherer Cell 1-CCR

Mann-Whitney (Wilcoxon Rank Sum)



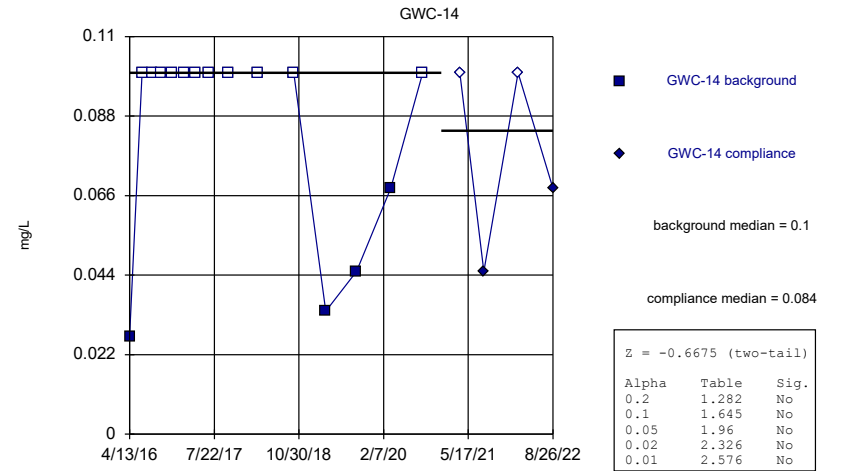
Constituent: Fluoride Analysis Run 5/17/2023 12:18 PM View: Mann-Whitney
Plant Scherer Client: Southern Company Data: Scherer Cell 1-CCR

Mann-Whitney (Wilcoxon Rank Sum)



Constituent: Fluoride Analysis Run 5/17/2023 12:18 PM View: Mann-Whitney
Plant Scherer Client: Southern Company Data: Scherer Cell 1-CCR

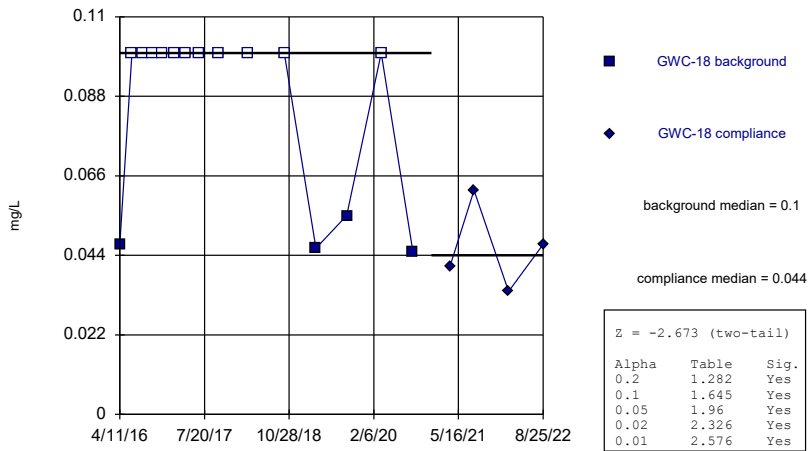
Mann-Whitney (Wilcoxon Rank Sum)



Constituent: Fluoride Analysis Run 5/17/2023 12:18 PM View: Mann-Whitney
Plant Scherer Client: Southern Company Data: Scherer Cell 1-CCR

Mann-Whitney (Wilcoxon Rank Sum)

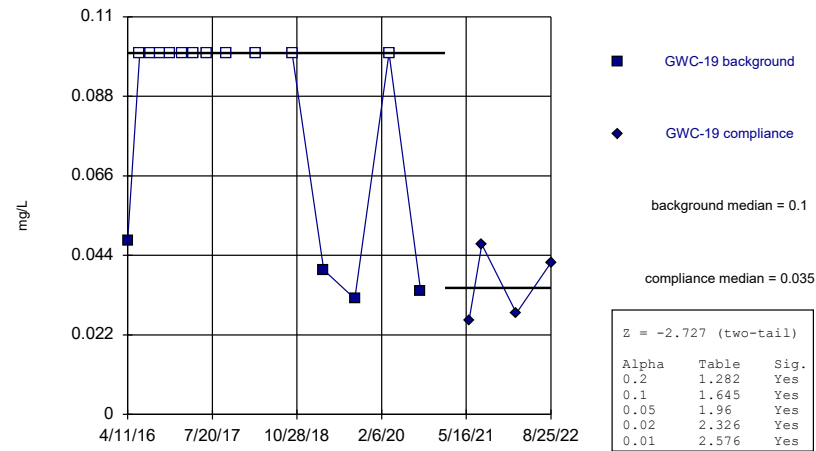
GWC-18



Constituent: Fluoride Analysis Run 5/17/2023 12:18 PM View: Mann-Whitney
Plant Scherer Client: Southern Company Data: Scherer Cell 1-CCR

Mann-Whitney (Wilcoxon Rank Sum)

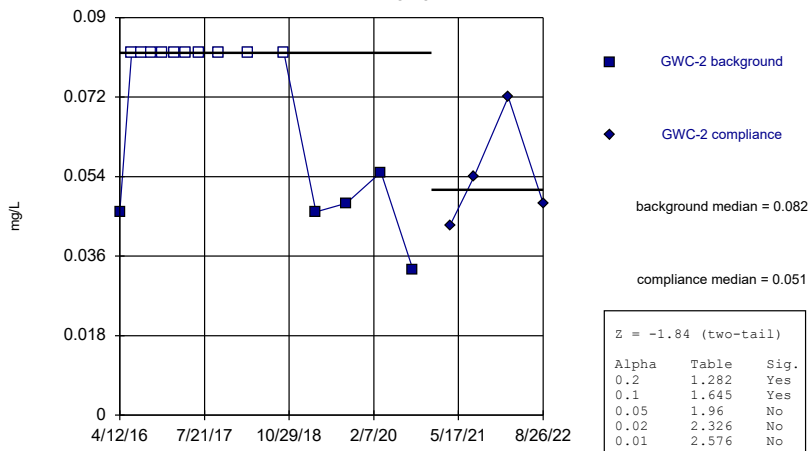
GWC-19



Constituent: Fluoride Analysis Run 5/17/2023 12:18 PM View: Mann-Whitney
Plant Scherer Client: Southern Company Data: Scherer Cell 1-CCR

Mann-Whitney (Wilcoxon Rank Sum)

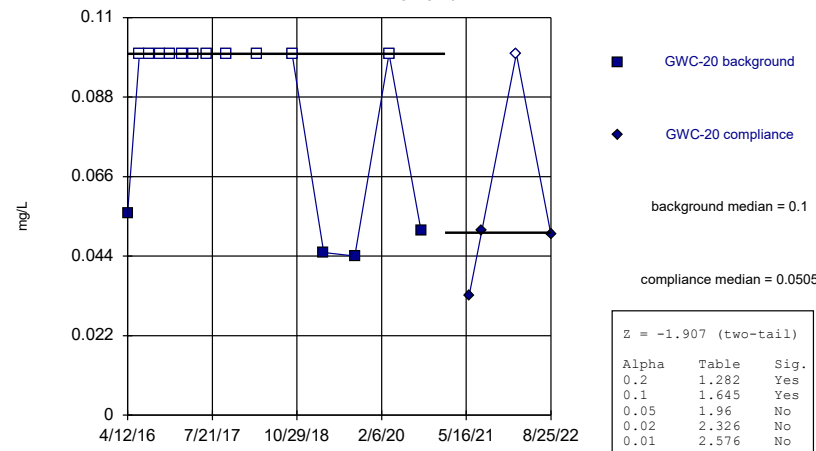
GWC-2



Constituent: Fluoride Analysis Run 5/17/2023 12:18 PM View: Mann-Whitney
Plant Scherer Client: Southern Company Data: Scherer Cell 1-CCR

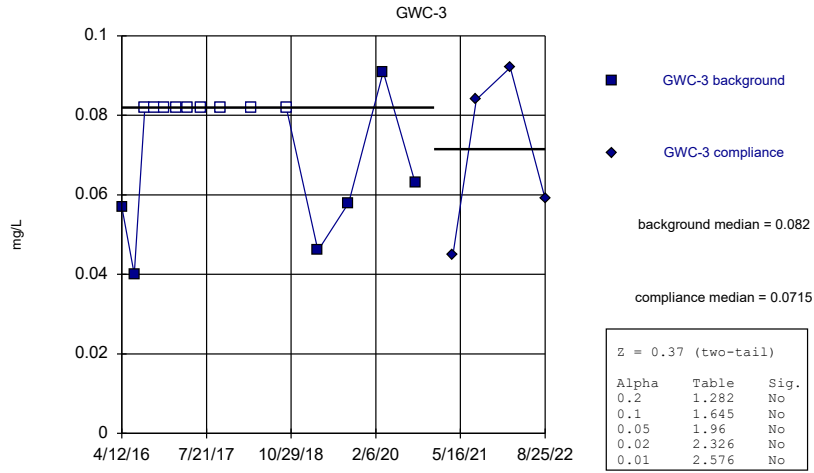
Mann-Whitney (Wilcoxon Rank Sum)

GWC-20



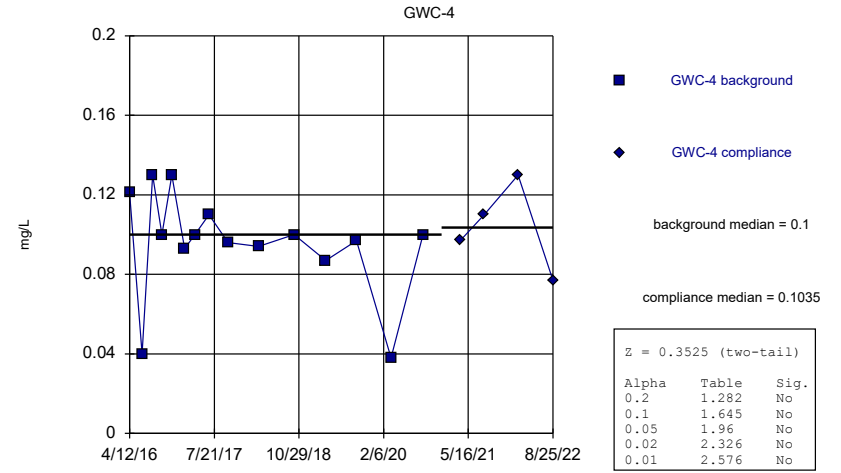
Constituent: Fluoride Analysis Run 5/17/2023 12:18 PM View: Mann-Whitney
Plant Scherer Client: Southern Company Data: Scherer Cell 1-CCR

Mann-Whitney (Wilcoxon Rank Sum)



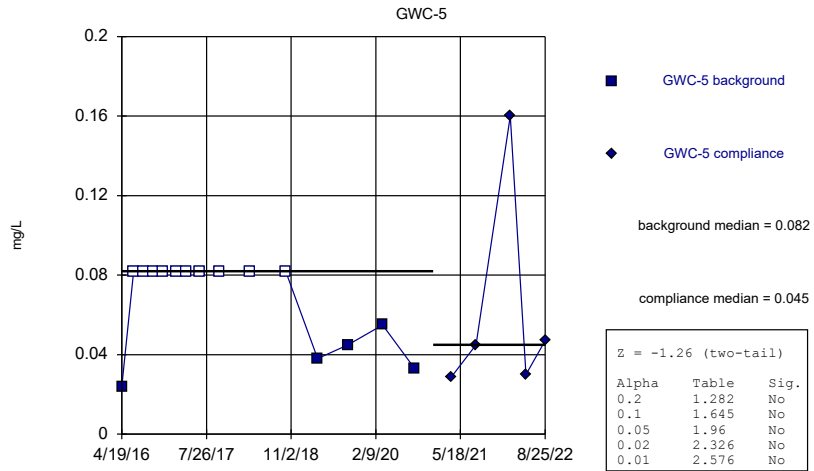
Constituent: Fluoride Analysis Run 5/17/2023 12:18 PM View: Mann-Whitney
Plant Scherer Client: Southern Company Data: Scherer Cell 1-CCR

Mann-Whitney (Wilcoxon Rank Sum)



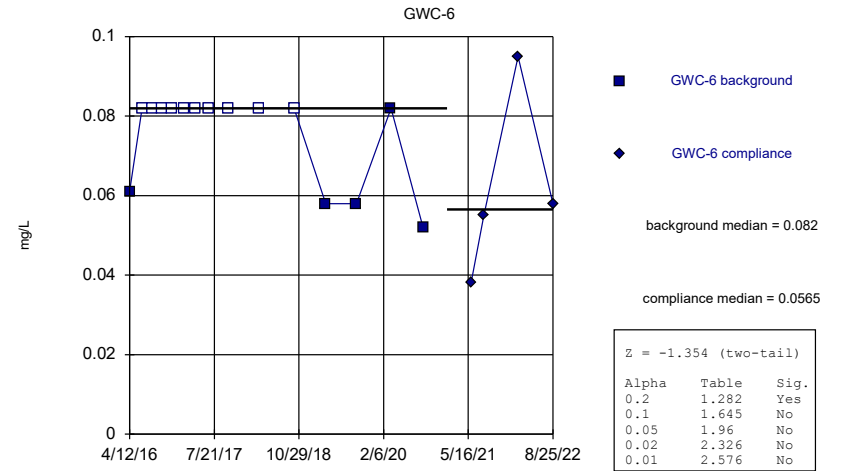
Constituent: Fluoride Analysis Run 5/17/2023 12:18 PM View: Mann-Whitney
Plant Scherer Client: Southern Company Data: Scherer Cell 1-CCR

Mann-Whitney (Wilcoxon Rank Sum)



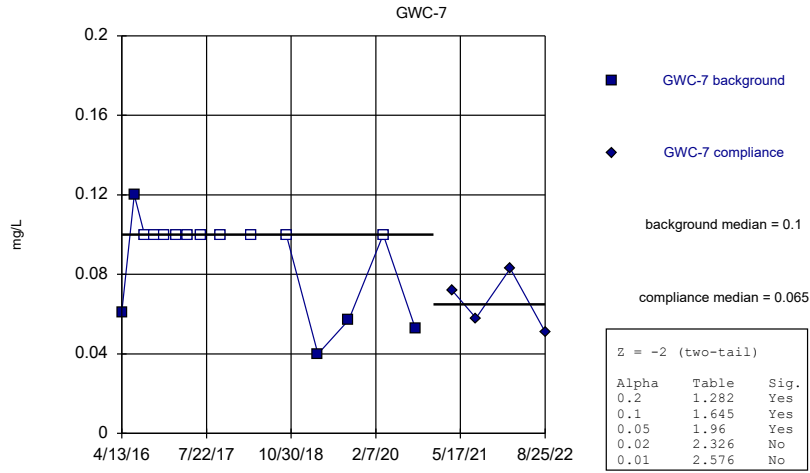
Constituent: Fluoride Analysis Run 5/17/2023 12:18 PM View: Mann-Whitney
Plant Scherer Client: Southern Company Data: Scherer Cell 1-CCR

Mann-Whitney (Wilcoxon Rank Sum)



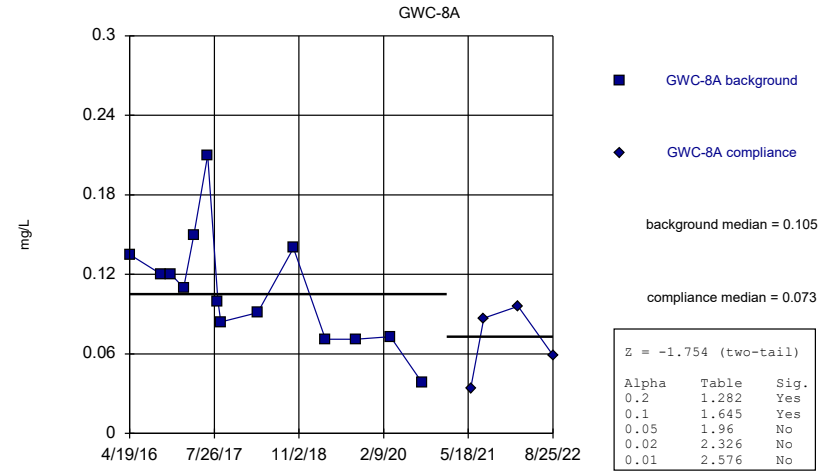
Constituent: Fluoride Analysis Run 5/17/2023 12:18 PM View: Mann-Whitney
Plant Scherer Client: Southern Company Data: Scherer Cell 1-CCR

Mann-Whitney (Wilcoxon Rank Sum)



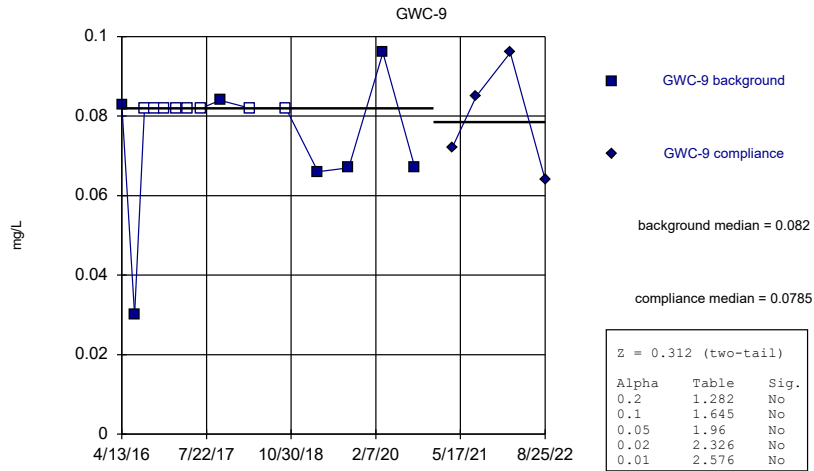
Constituent: Fluoride Analysis Run 5/17/2023 12:18 PM View: Mann-Whitney
 Plant Scherer Client: Southern Company Data: Scherer Cell 1-CCR

Mann-Whitney (Wilcoxon Rank Sum)



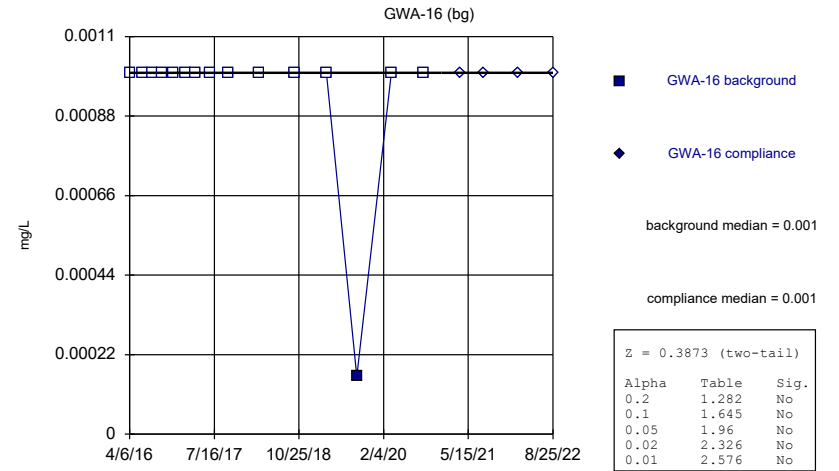
Constituent: Fluoride Analysis Run 5/17/2023 12:18 PM View: Mann-Whitney
 Plant Scherer Client: Southern Company Data: Scherer Cell 1-CCR

Mann-Whitney (Wilcoxon Rank Sum)



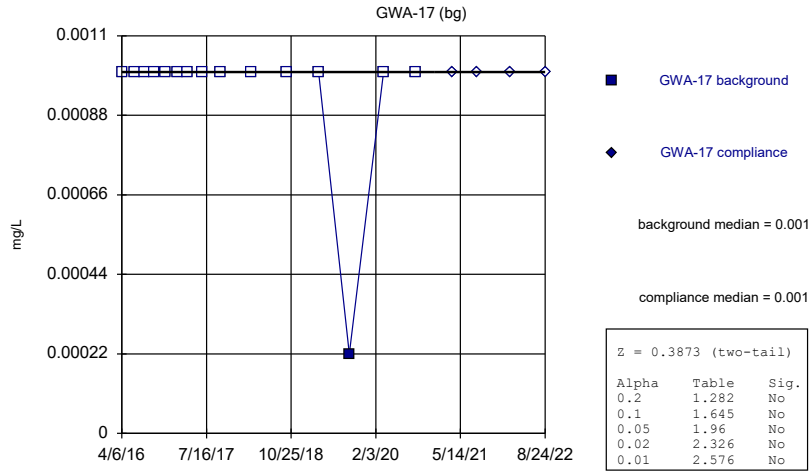
Constituent: Fluoride Analysis Run 5/17/2023 12:18 PM View: Mann-Whitney
 Plant Scherer Client: Southern Company Data: Scherer Cell 1-CCR

Mann-Whitney (Wilcoxon Rank Sum)



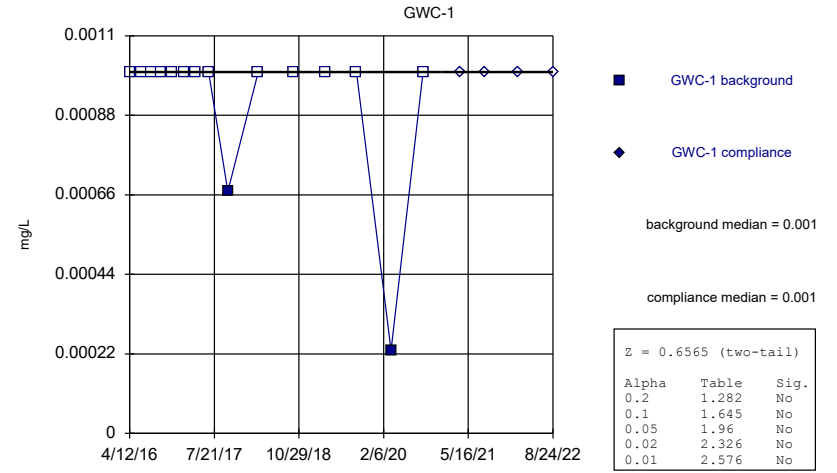
Constituent: Lead, Total Analysis Run 5/17/2023 12:18 PM View: Mann-Whitney
 Plant Scherer Client: Southern Company Data: Scherer Cell 1-CCR

Mann-Whitney (Wilcoxon Rank Sum)



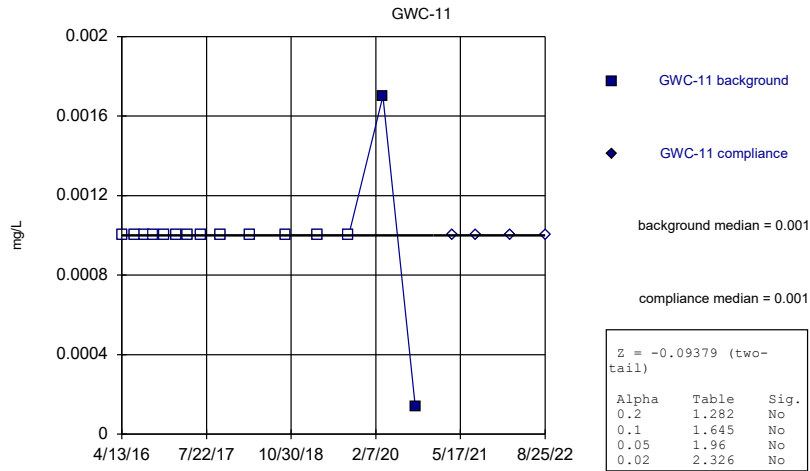
Constituent: Lead, Total Analysis Run 5/17/2023 12:18 PM View: Mann-Whitney
Plant Scherer Client: Southern Company Data: Scherer Cell 1-CCR

Mann-Whitney (Wilcoxon Rank Sum)



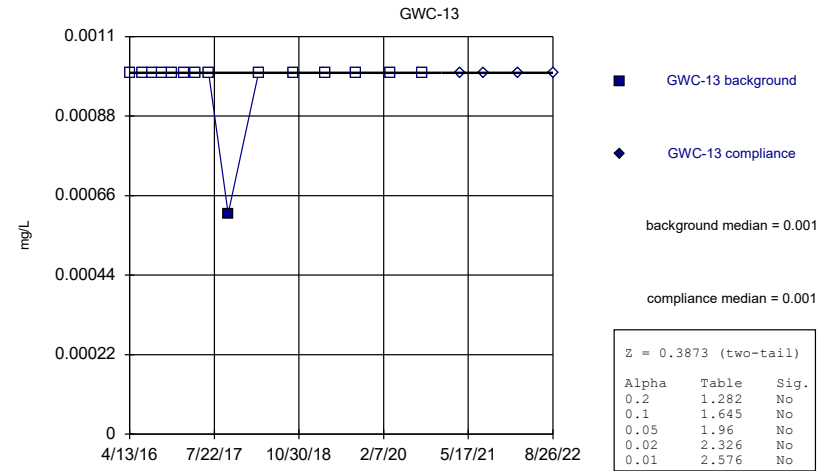
Constituent: Lead, Total Analysis Run 5/17/2023 12:18 PM View: Mann-Whitney
Plant Scherer Client: Southern Company Data: Scherer Cell 1-CCR

Mann-Whitney (Wilcoxon Rank Sum)



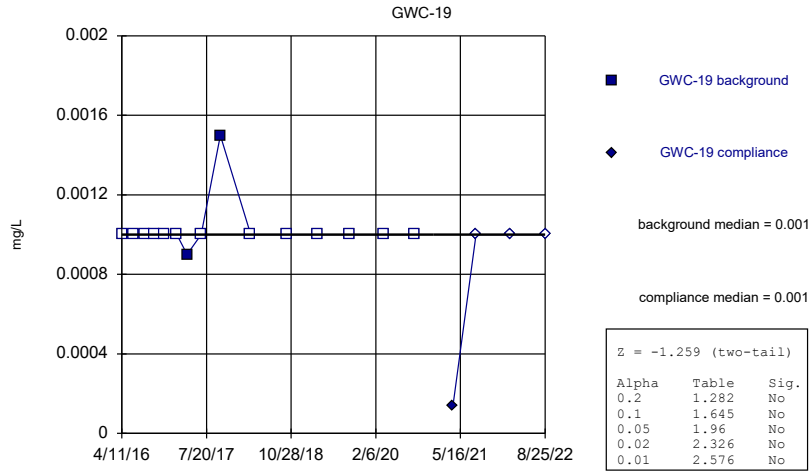
Constituent: Lead, Total Analysis Run 5/17/2023 12:18 PM View: Mann-Whitney
Plant Scherer Client: Southern Company Data: Scherer Cell 1-CCR

Mann-Whitney (Wilcoxon Rank Sum)



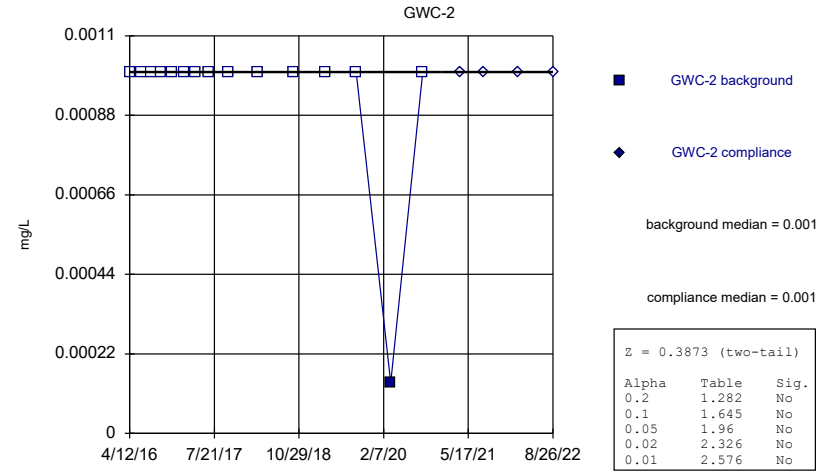
Constituent: Lead, Total Analysis Run 5/17/2023 12:18 PM View: Mann-Whitney
Plant Scherer Client: Southern Company Data: Scherer Cell 1-CCR

Mann-Whitney (Wilcoxon Rank Sum)



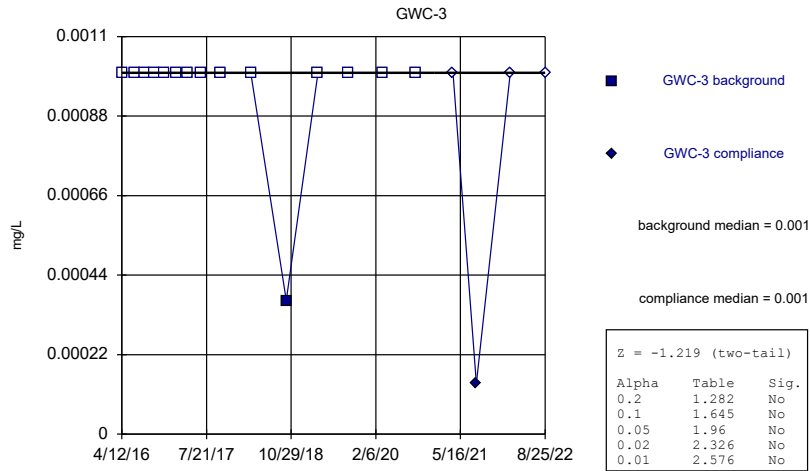
Constituent: Lead, Total Analysis Run 5/17/2023 12:18 PM View: Mann-Whitney
Plant Scherer Client: Southern Company Data: Scherer Cell 1-CCR

Mann-Whitney (Wilcoxon Rank Sum)



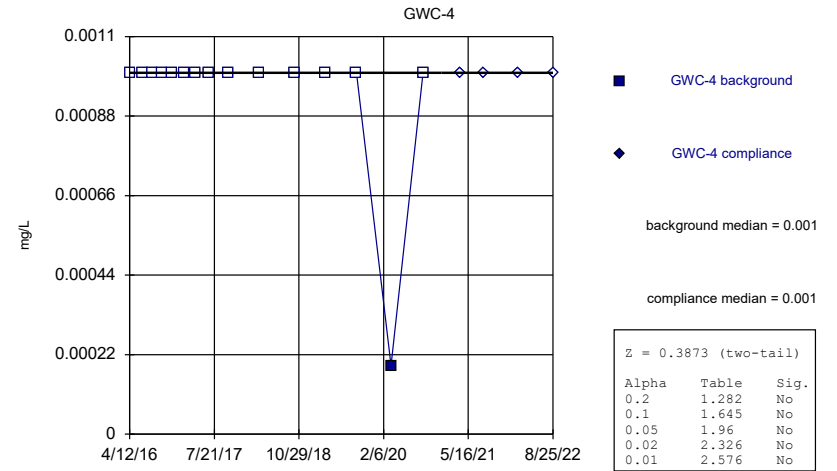
Constituent: Lead, Total Analysis Run 5/17/2023 12:18 PM View: Mann-Whitney
Plant Scherer Client: Southern Company Data: Scherer Cell 1-CCR

Mann-Whitney (Wilcoxon Rank Sum)



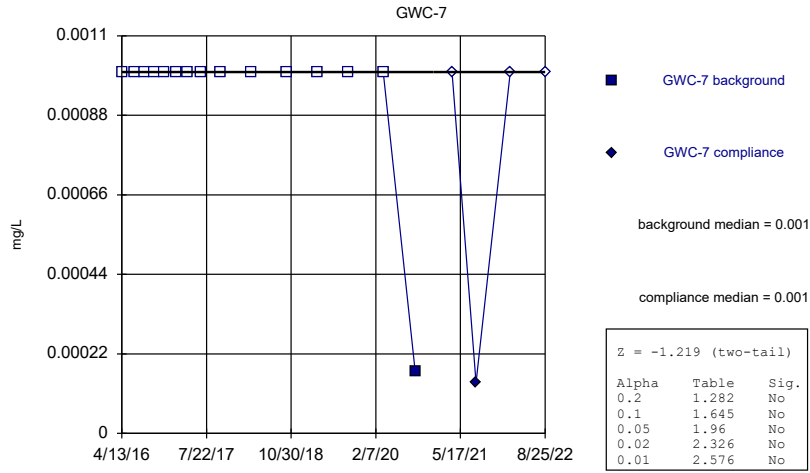
Constituent: Lead, Total Analysis Run 5/17/2023 12:18 PM View: Mann-Whitney
Plant Scherer Client: Southern Company Data: Scherer Cell 1-CCR

Mann-Whitney (Wilcoxon Rank Sum)



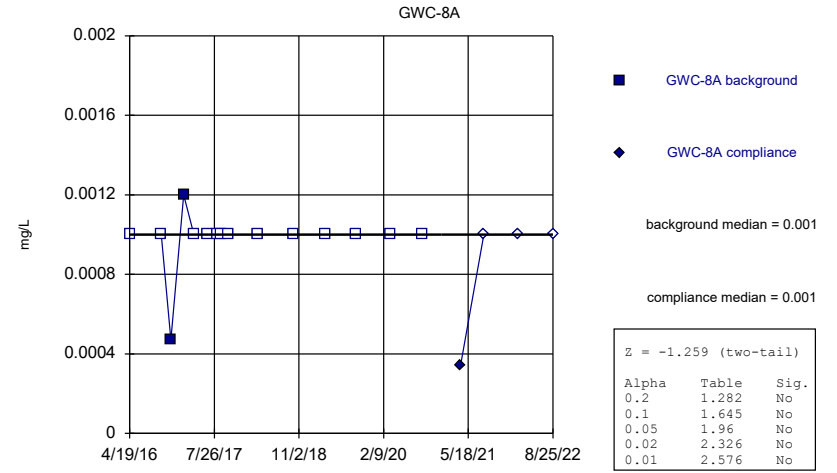
Constituent: Lead, Total Analysis Run 5/17/2023 12:18 PM View: Mann-Whitney
Plant Scherer Client: Southern Company Data: Scherer Cell 1-CCR

Mann-Whitney (Wilcoxon Rank Sum)



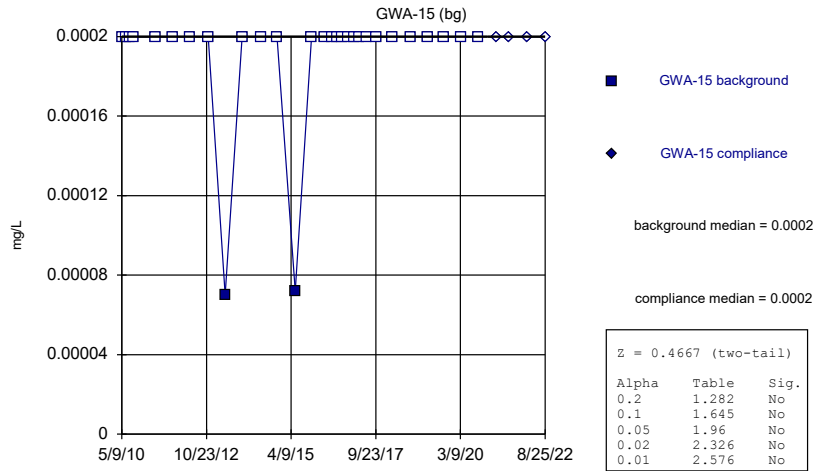
Constituent: Lead, Total Analysis Run 5/17/2023 12:18 PM View: Mann-Whitney
Plant Scherer Client: Southern Company Data: Scherer Cell 1-CCR

Mann-Whitney (Wilcoxon Rank Sum)



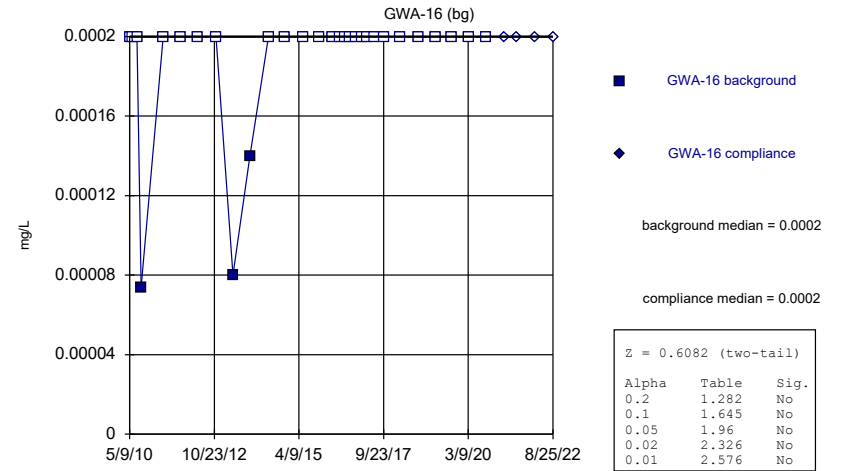
Constituent: Lead, Total Analysis Run 5/17/2023 12:18 PM View: Mann-Whitney
Plant Scherer Client: Southern Company Data: Scherer Cell 1-CCR

Mann-Whitney (Wilcoxon Rank Sum)



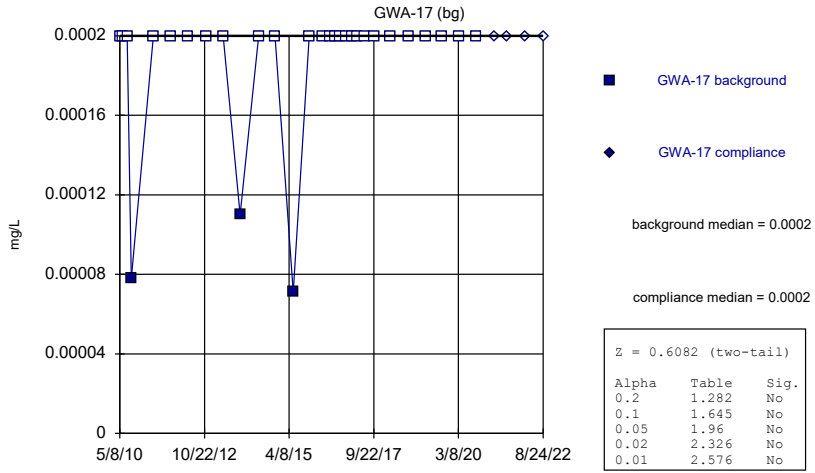
Constituent: Mercury Analysis Run 5/17/2023 12:18 PM View: Mann-Whitney
Plant Scherer Client: Southern Company Data: Scherer Cell 1-CCR

Mann-Whitney (Wilcoxon Rank Sum)



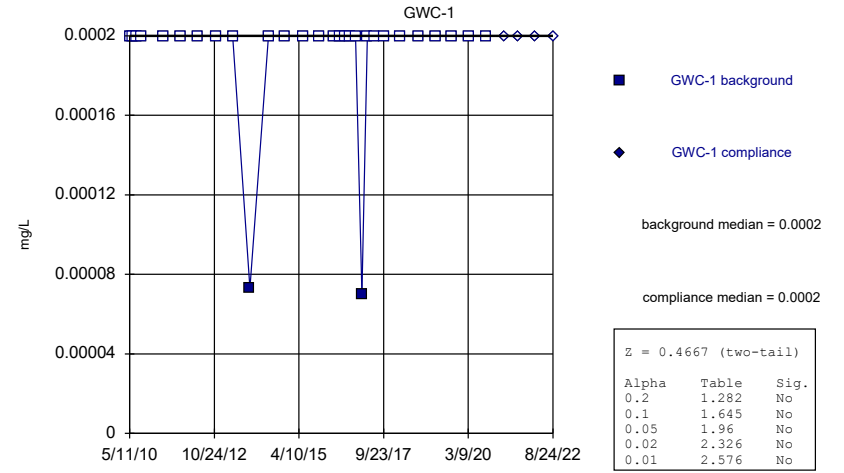
Constituent: Mercury Analysis Run 5/17/2023 12:18 PM View: Mann-Whitney
Plant Scherer Client: Southern Company Data: Scherer Cell 1-CCR

Mann-Whitney (Wilcoxon Rank Sum)



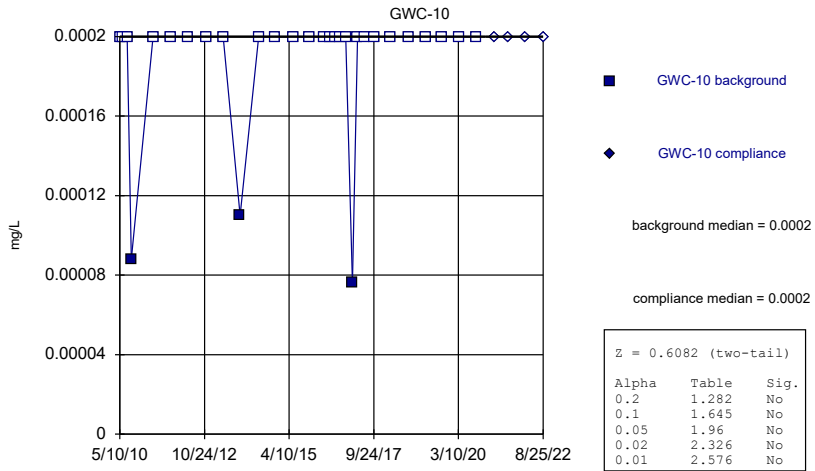
Constituent: Mercury Analysis Run 5/17/2023 12:18 PM View: Mann-Whitney
Plant Scherer Client: Southern Company Data: Scherer Cell 1-CCR

Mann-Whitney (Wilcoxon Rank Sum)



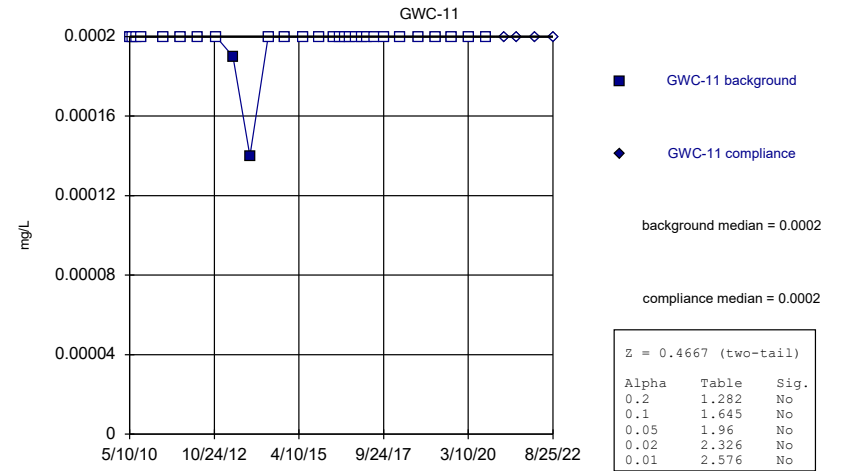
Constituent: Mercury Analysis Run 5/17/2023 12:18 PM View: Mann-Whitney
Plant Scherer Client: Southern Company Data: Scherer Cell 1-CCR

Mann-Whitney (Wilcoxon Rank Sum)



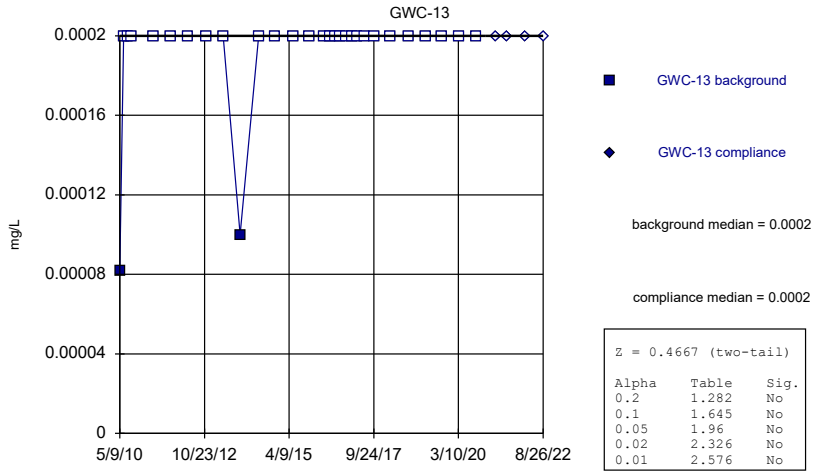
Constituent: Mercury Analysis Run 5/17/2023 12:18 PM View: Mann-Whitney
Plant Scherer Client: Southern Company Data: Scherer Cell 1-CCR

Mann-Whitney (Wilcoxon Rank Sum)



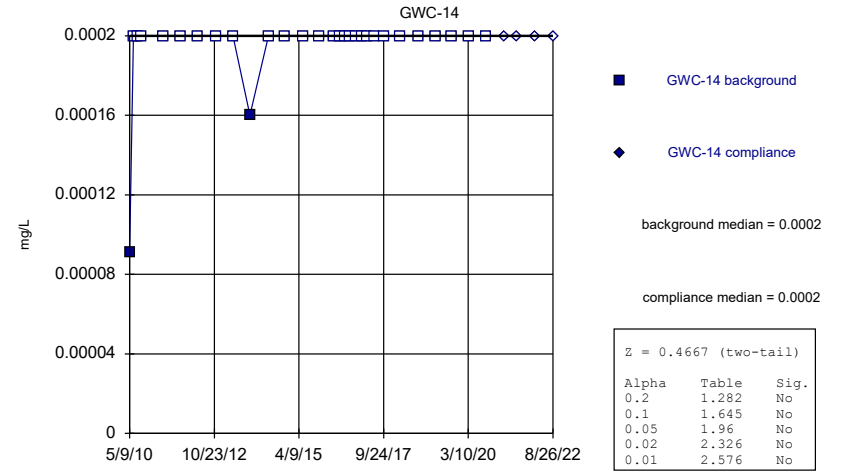
Constituent: Mercury Analysis Run 5/17/2023 12:18 PM View: Mann-Whitney
Plant Scherer Client: Southern Company Data: Scherer Cell 1-CCR

Mann-Whitney (Wilcoxon Rank Sum)



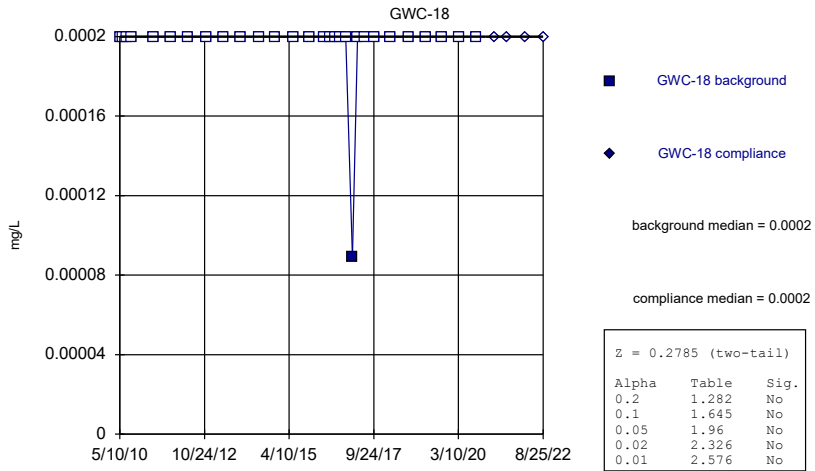
Constituent: Mercury Analysis Run 5/17/2023 12:18 PM View: Mann-Whitney
Plant Scherer Client: Southern Company Data: Scherer Cell 1-CCR

Mann-Whitney (Wilcoxon Rank Sum)



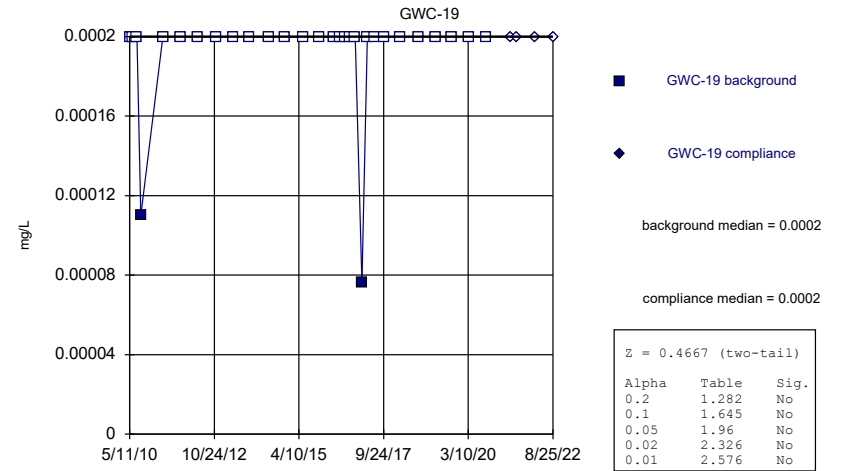
Constituent: Mercury Analysis Run 5/17/2023 12:18 PM View: Mann-Whitney
Plant Scherer Client: Southern Company Data: Scherer Cell 1-CCR

Mann-Whitney (Wilcoxon Rank Sum)



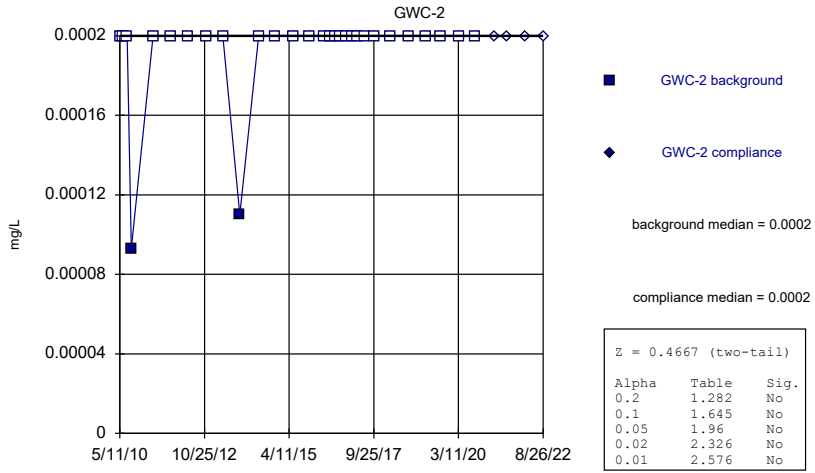
Constituent: Mercury Analysis Run 5/17/2023 12:18 PM View: Mann-Whitney
Plant Scherer Client: Southern Company Data: Scherer Cell 1-CCR

Mann-Whitney (Wilcoxon Rank Sum)



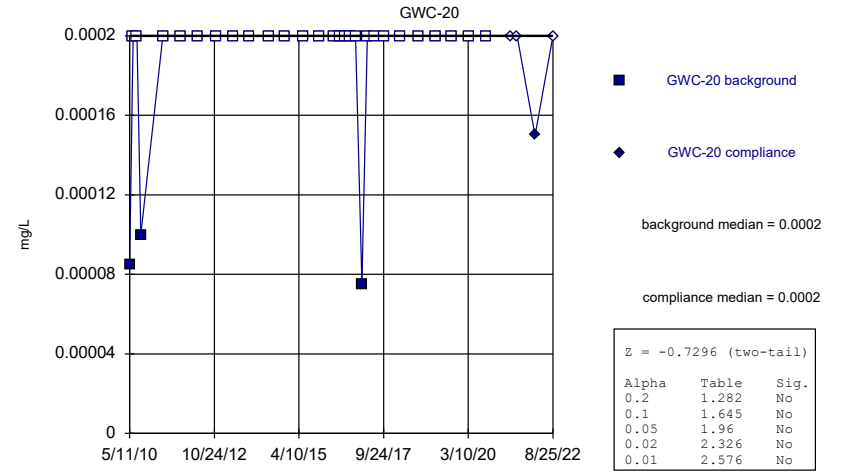
Constituent: Mercury Analysis Run 5/17/2023 12:18 PM View: Mann-Whitney
Plant Scherer Client: Southern Company Data: Scherer Cell 1-CCR

Mann-Whitney (Wilcoxon Rank Sum)



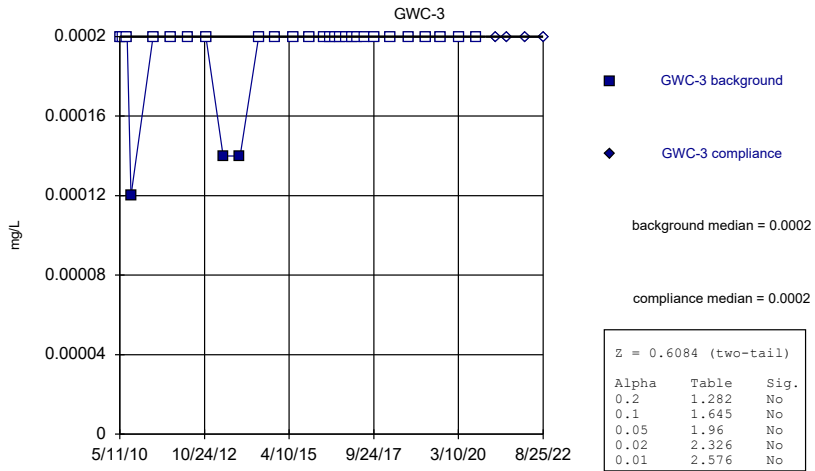
Constituent: Mercury Analysis Run 5/17/2023 12:18 PM View: Mann-Whitney
Plant Scherer Client: Southern Company Data: Scherer Cell 1-CCR

Mann-Whitney (Wilcoxon Rank Sum)



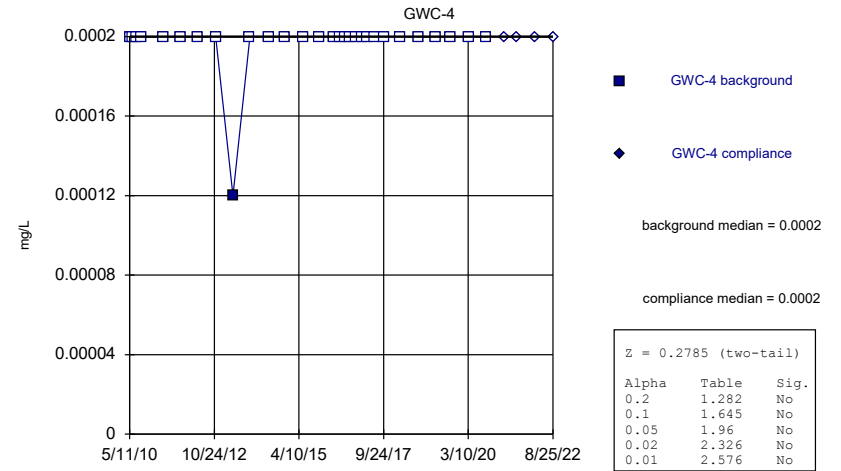
Constituent: Mercury Analysis Run 5/17/2023 12:18 PM View: Mann-Whitney
Plant Scherer Client: Southern Company Data: Scherer Cell 1-CCR

Mann-Whitney (Wilcoxon Rank Sum)



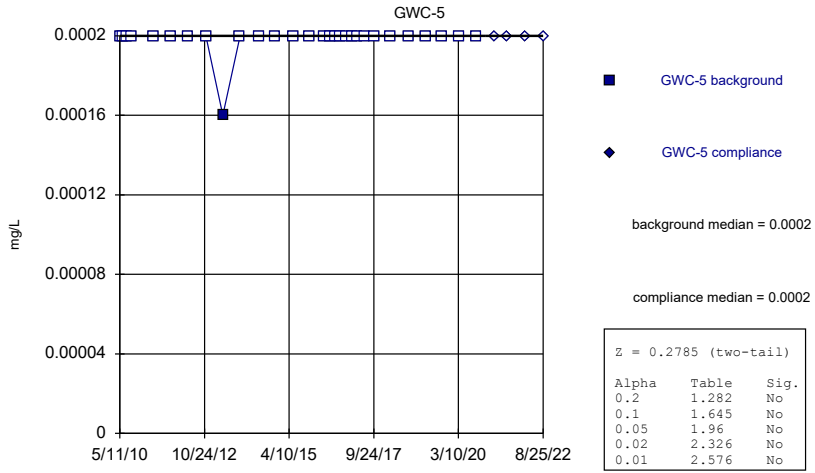
Constituent: Mercury Analysis Run 5/17/2023 12:18 PM View: Mann-Whitney
Plant Scherer Client: Southern Company Data: Scherer Cell 1-CCR

Mann-Whitney (Wilcoxon Rank Sum)



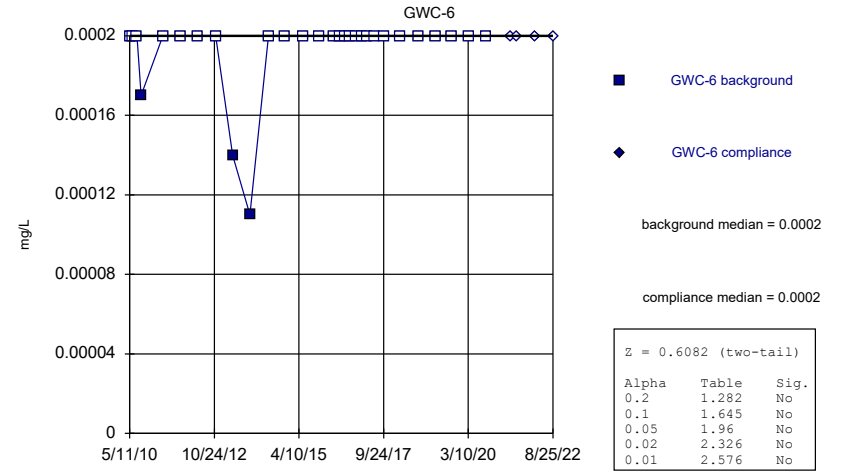
Constituent: Mercury Analysis Run 5/17/2023 12:18 PM View: Mann-Whitney
Plant Scherer Client: Southern Company Data: Scherer Cell 1-CCR

Mann-Whitney (Wilcoxon Rank Sum)



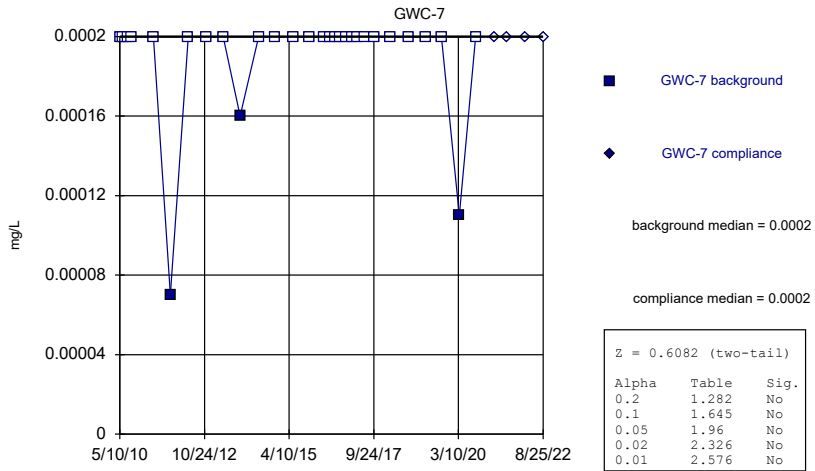
Constituent: Mercury Analysis Run 5/17/2023 12:18 PM View: Mann-Whitney
Plant Scherer Client: Southern Company Data: Scherer Cell 1-CCR

Mann-Whitney (Wilcoxon Rank Sum)



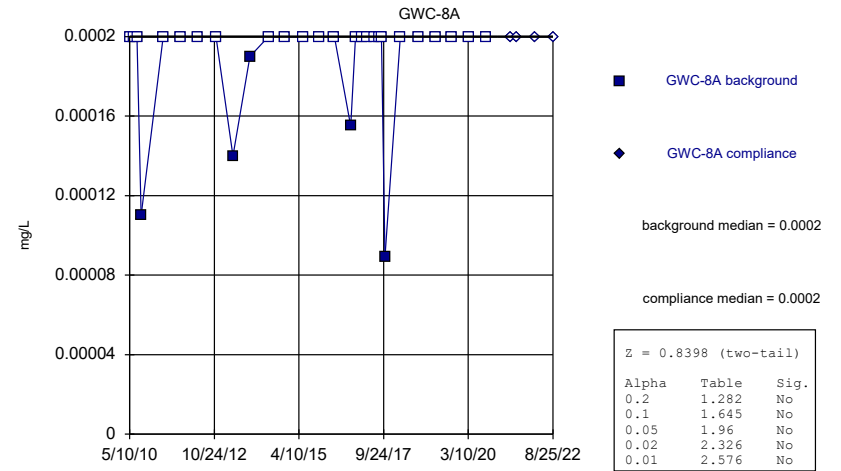
Constituent: Mercury Analysis Run 5/17/2023 12:19 PM View: Mann-Whitney
Plant Scherer Client: Southern Company Data: Scherer Cell 1-CCR

Mann-Whitney (Wilcoxon Rank Sum)



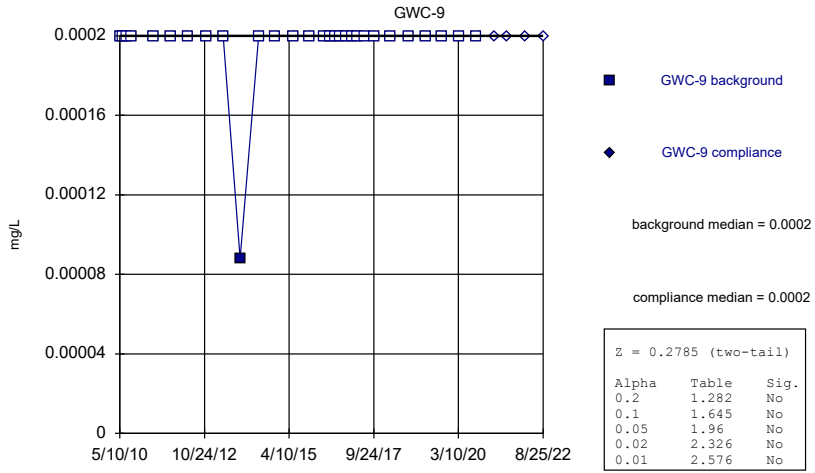
Constituent: Mercury Analysis Run 5/17/2023 12:19 PM View: Mann-Whitney
Plant Scherer Client: Southern Company Data: Scherer Cell 1-CCR

Mann-Whitney (Wilcoxon Rank Sum)



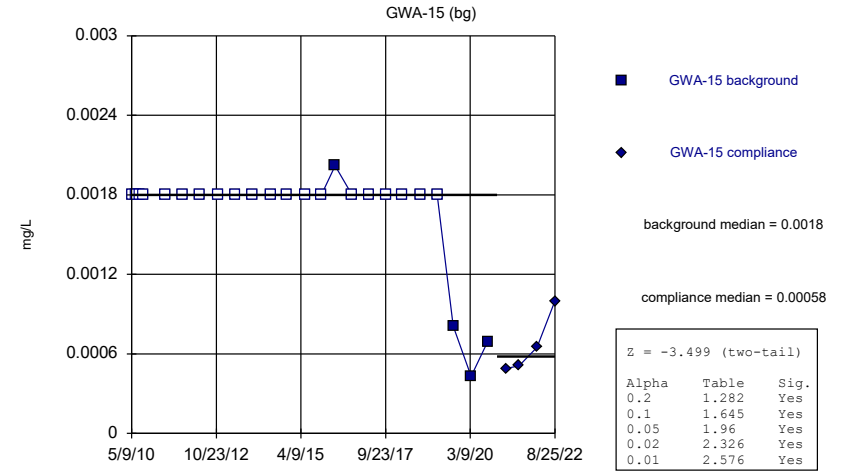
Constituent: Mercury Analysis Run 5/17/2023 12:19 PM View: Mann-Whitney
Plant Scherer Client: Southern Company Data: Scherer Cell 1-CCR

Mann-Whitney (Wilcoxon Rank Sum)



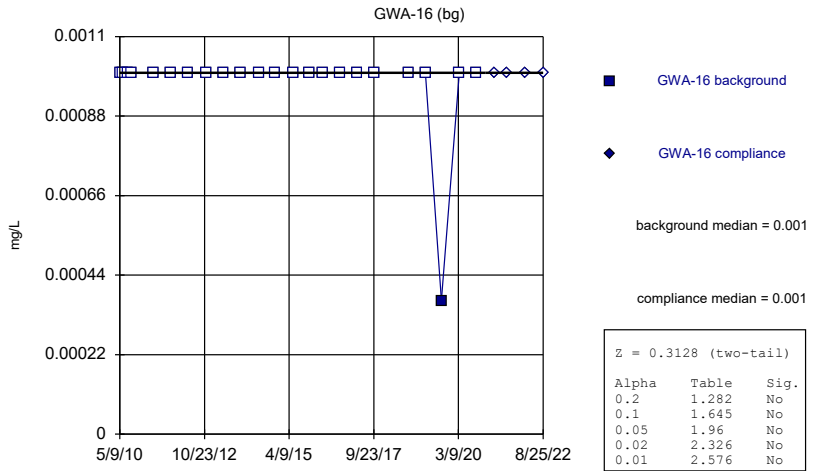
Constituent: Mercury Analysis Run 5/17/2023 12:19 PM View: Mann-Whitney
Plant Scherer Client: Southern Company Data: Scherer Cell 1-CCR

Mann-Whitney (Wilcoxon Rank Sum)



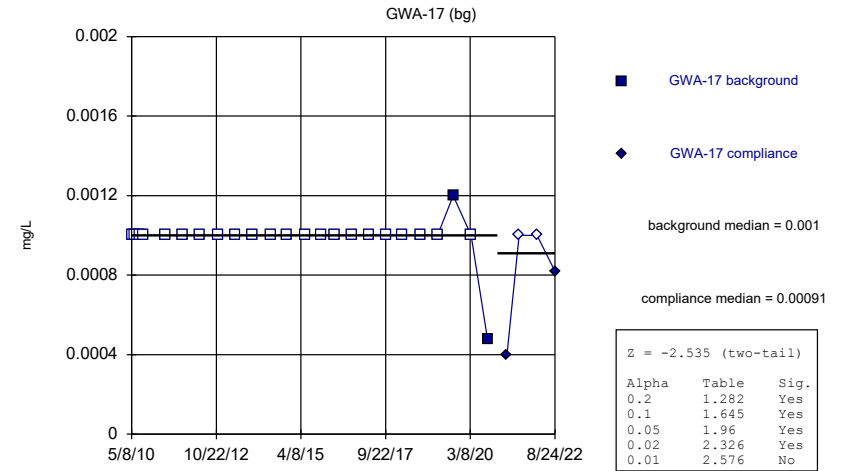
Constituent: Nickel Analysis Run 5/17/2023 12:19 PM View: Mann-Whitney
Plant Scherer Client: Southern Company Data: Scherer Cell 1-CCR

Mann-Whitney (Wilcoxon Rank Sum)



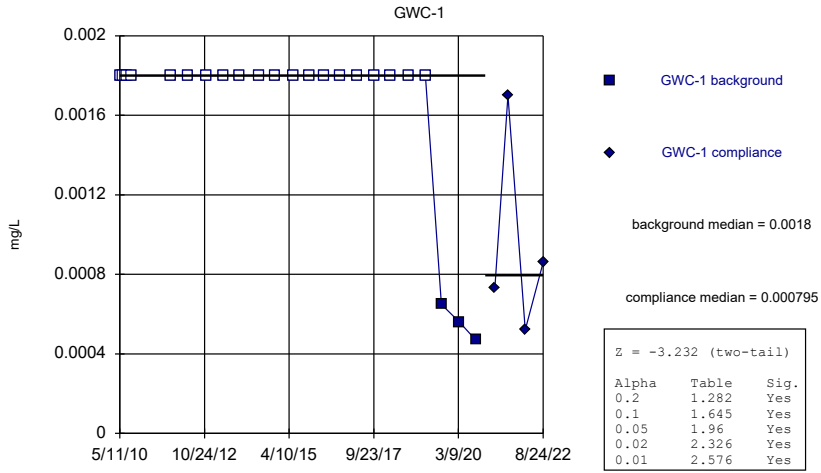
Constituent: Nickel Analysis Run 5/17/2023 12:19 PM View: Mann-Whitney
Plant Scherer Client: Southern Company Data: Scherer Cell 1-CCR

Mann-Whitney (Wilcoxon Rank Sum)



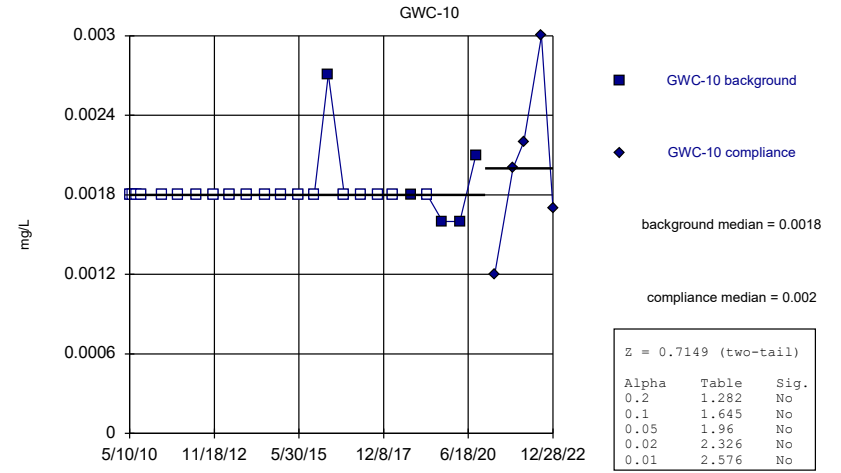
Constituent: Nickel Analysis Run 5/17/2023 12:19 PM View: Mann-Whitney
Plant Scherer Client: Southern Company Data: Scherer Cell 1-CCR

Mann-Whitney (Wilcoxon Rank Sum)



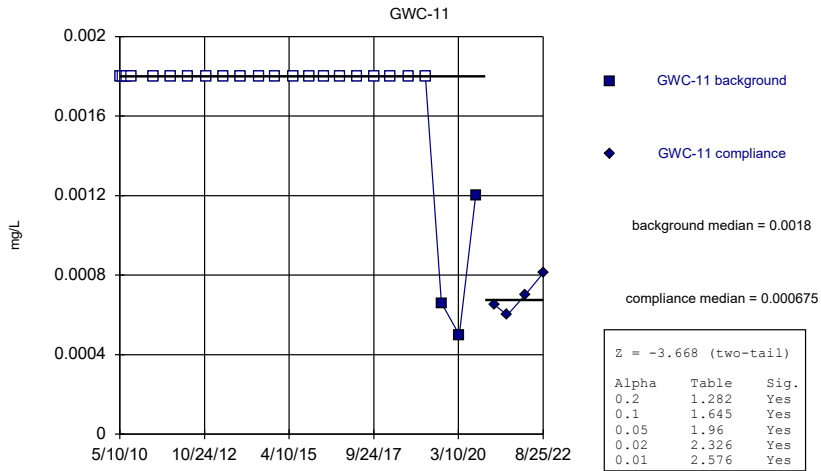
Constituent: Nickel Analysis Run 5/17/2023 12:19 PM View: Mann-Whitney
Plant Scherer Client: Southern Company Data: Scherer Cell 1-CCR

Mann-Whitney (Wilcoxon Rank Sum)



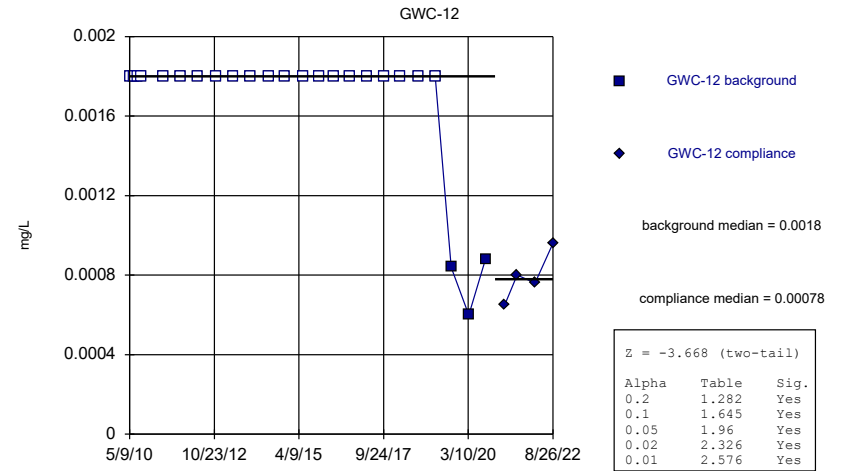
Constituent: Nickel Analysis Run 5/17/2023 12:19 PM View: Mann-Whitney
Plant Scherer Client: Southern Company Data: Scherer Cell 1-CCR

Mann-Whitney (Wilcoxon Rank Sum)



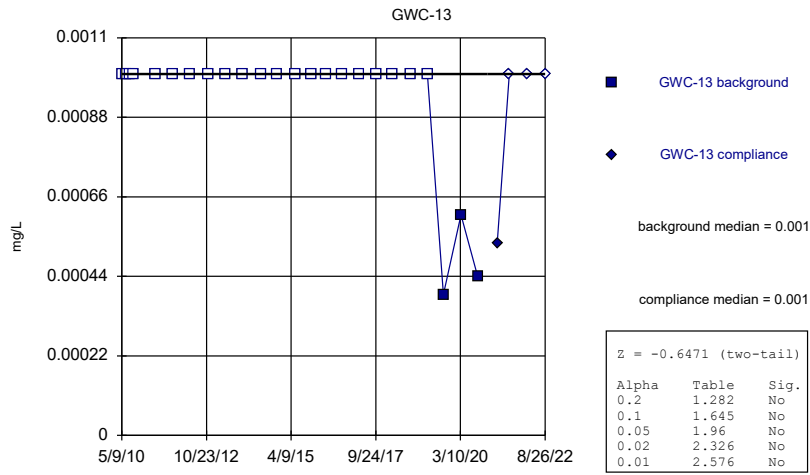
Constituent: Nickel Analysis Run 5/17/2023 12:19 PM View: Mann-Whitney
Plant Scherer Client: Southern Company Data: Scherer Cell 1-CCR

Mann-Whitney (Wilcoxon Rank Sum)



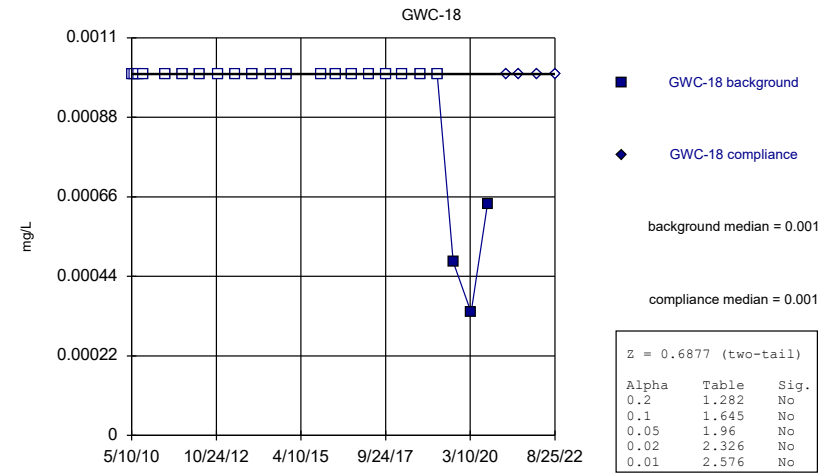
Constituent: Nickel Analysis Run 5/17/2023 12:19 PM View: Mann-Whitney
Plant Scherer Client: Southern Company Data: Scherer Cell 1-CCR

Mann-Whitney (Wilcoxon Rank Sum)



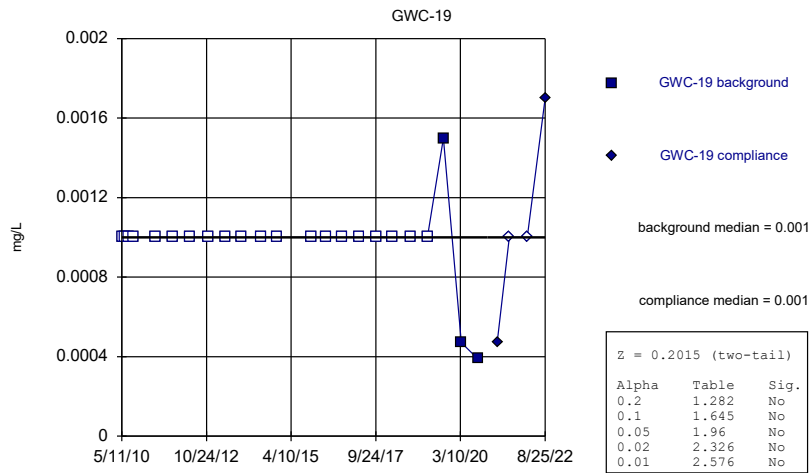
Constituent: Nickel Analysis Run 5/17/2023 12:19 PM View: Mann-Whitney
Plant Scherer Client: Southern Company Data: Scherer Cell 1-CCR

Mann-Whitney (Wilcoxon Rank Sum)



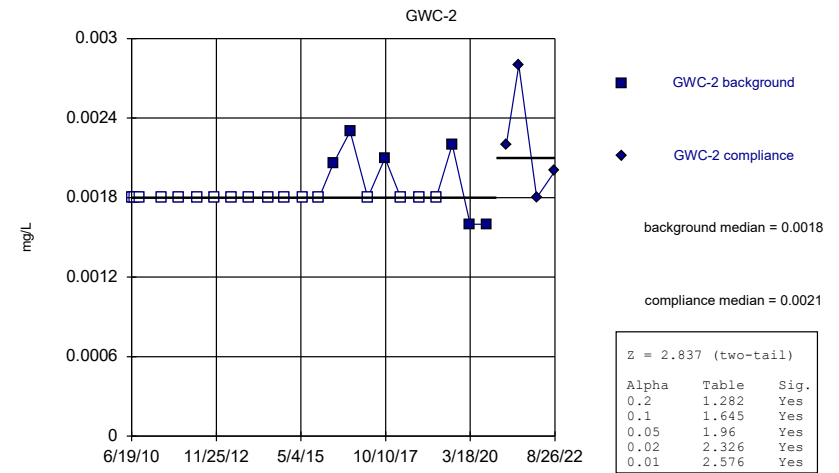
Constituent: Nickel Analysis Run 5/17/2023 12:19 PM View: Mann-Whitney
Plant Scherer Client: Southern Company Data: Scherer Cell 1-CCR

Mann-Whitney (Wilcoxon Rank Sum)



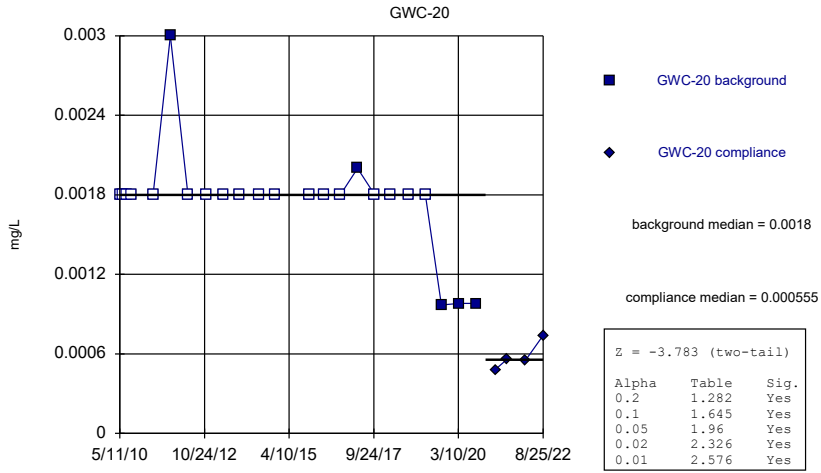
Constituent: Nickel Analysis Run 5/17/2023 12:19 PM View: Mann-Whitney
Plant Scherer Client: Southern Company Data: Scherer Cell 1-CCR

Mann-Whitney (Wilcoxon Rank Sum)



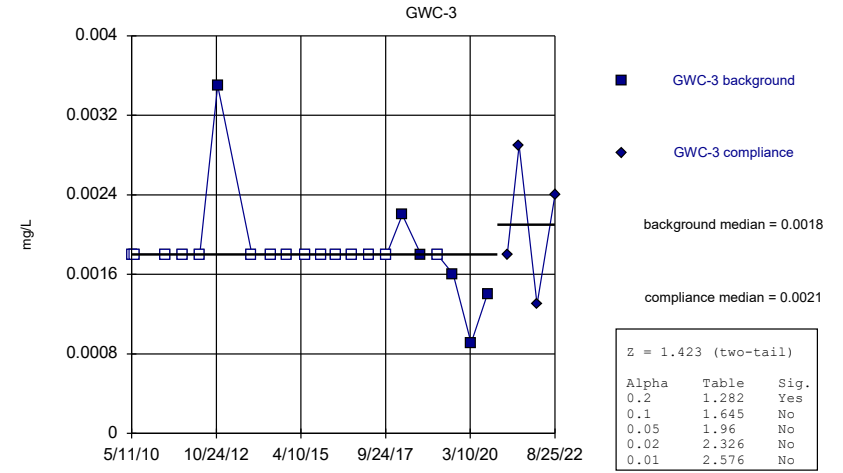
Constituent: Nickel Analysis Run 5/17/2023 12:19 PM View: Mann-Whitney
Plant Scherer Client: Southern Company Data: Scherer Cell 1-CCR

Mann-Whitney (Wilcoxon Rank Sum)



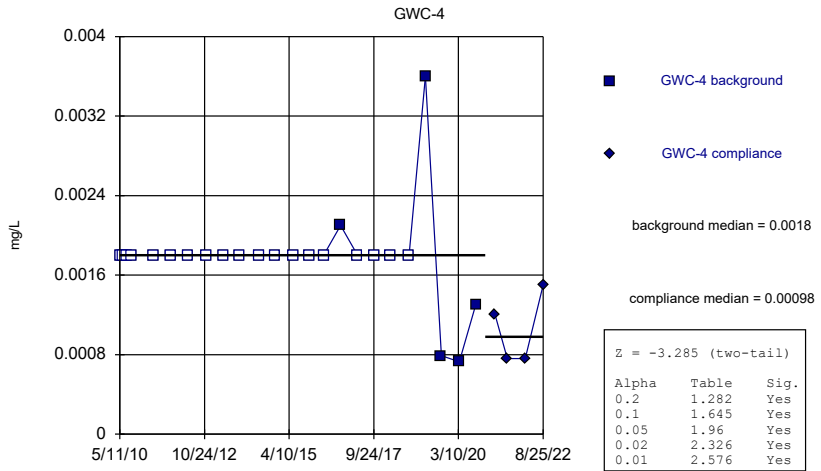
Constituent: Nickel Analysis Run 5/17/2023 12:19 PM View: Mann-Whitney
 Plant Scherer Client: Southern Company Data: Scherer Cell 1-CCR

Mann-Whitney (Wilcoxon Rank Sum)



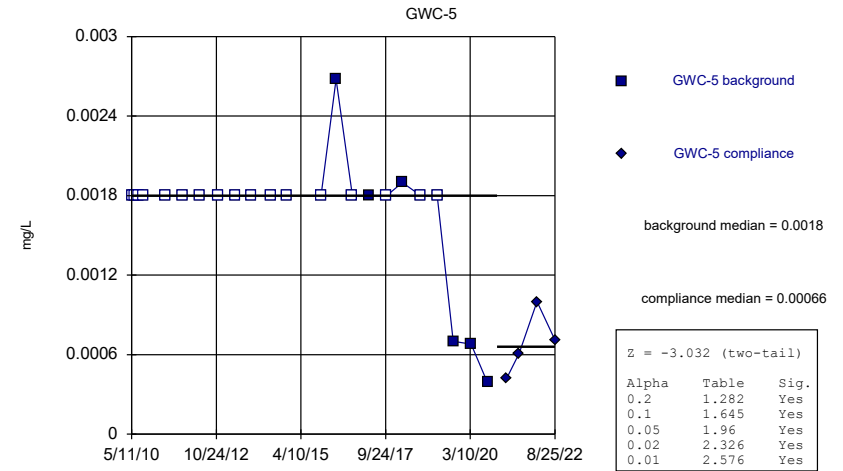
Constituent: Nickel Analysis Run 5/17/2023 12:19 PM View: Mann-Whitney
 Plant Scherer Client: Southern Company Data: Scherer Cell 1-CCR

Mann-Whitney (Wilcoxon Rank Sum)



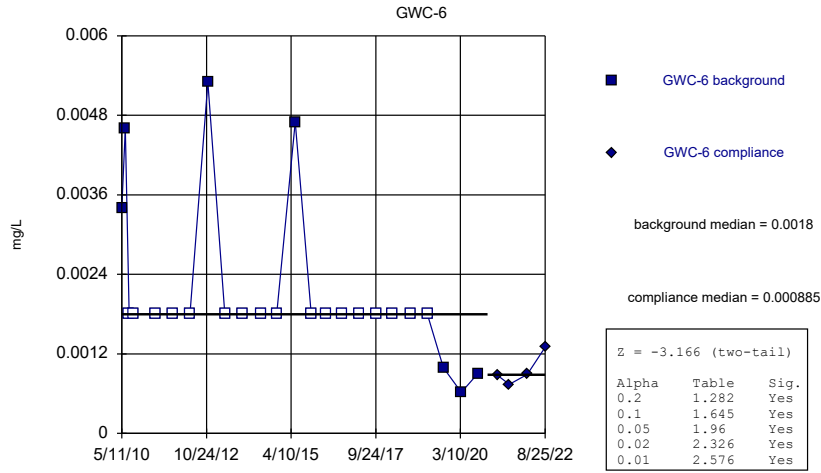
Constituent: Nickel Analysis Run 5/17/2023 12:19 PM View: Mann-Whitney
 Plant Scherer Client: Southern Company Data: Scherer Cell 1-CCR

Mann-Whitney (Wilcoxon Rank Sum)



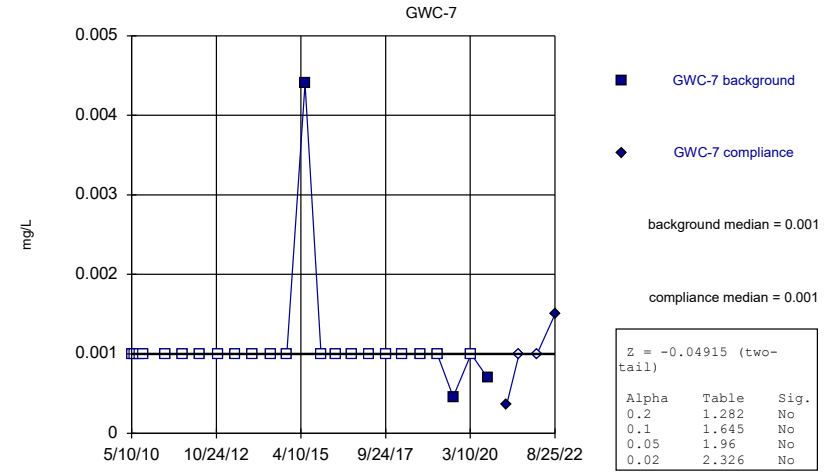
Constituent: Nickel Analysis Run 5/17/2023 12:19 PM View: Mann-Whitney
 Plant Scherer Client: Southern Company Data: Scherer Cell 1-CCR

Mann-Whitney (Wilcoxon Rank Sum)



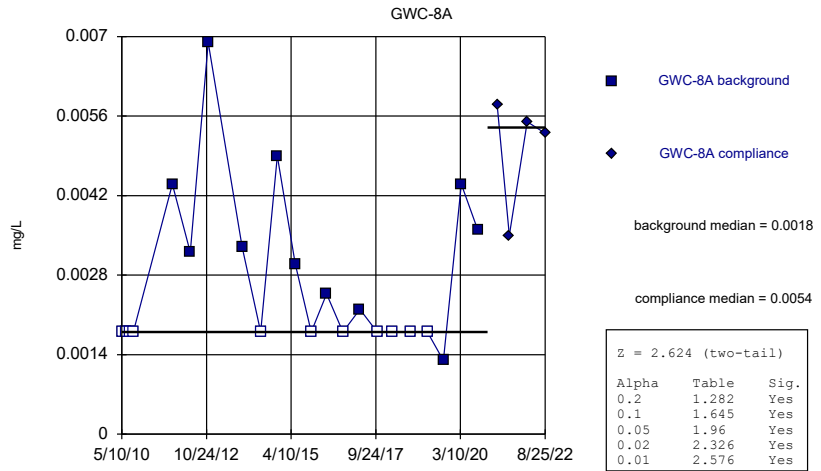
Constituent: Nickel Analysis Run 5/17/2023 12:19 PM View: Mann-Whitney
Plant Scherer Client: Southern Company Data: Scherer Cell 1-CCR

Mann-Whitney (Wilcoxon Rank Sum)



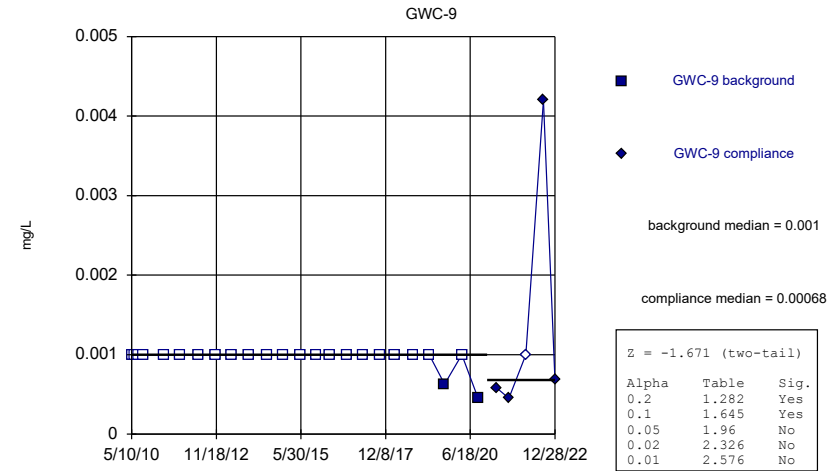
Constituent: Nickel Analysis Run 5/17/2023 12:19 PM View: Mann-Whitney
Plant Scherer Client: Southern Company Data: Scherer Cell 1-CCR

Mann-Whitney (Wilcoxon Rank Sum)



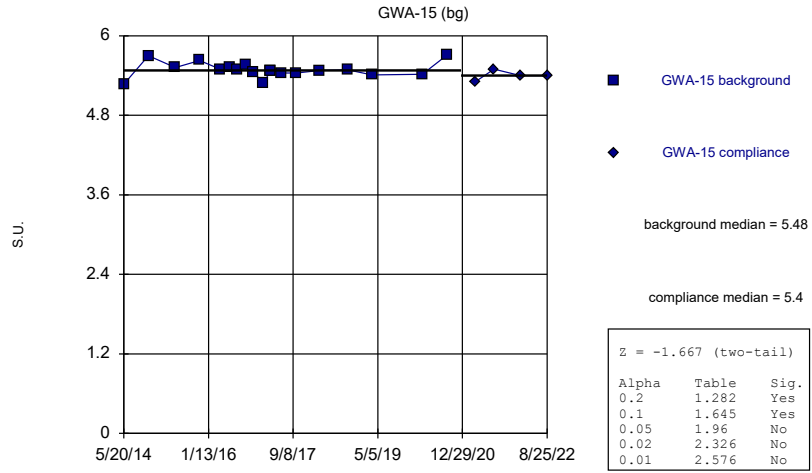
Constituent: Nickel Analysis Run 5/17/2023 12:19 PM View: Mann-Whitney
Plant Scherer Client: Southern Company Data: Scherer Cell 1-CCR

Mann-Whitney (Wilcoxon Rank Sum)



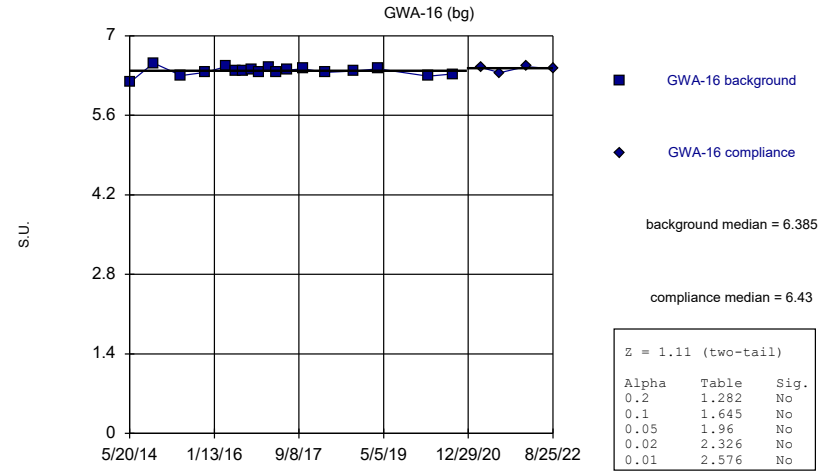
Constituent: Nickel Analysis Run 5/17/2023 12:19 PM View: Mann-Whitney
Plant Scherer Client: Southern Company Data: Scherer Cell 1-CCR

Mann-Whitney (Wilcoxon Rank Sum)



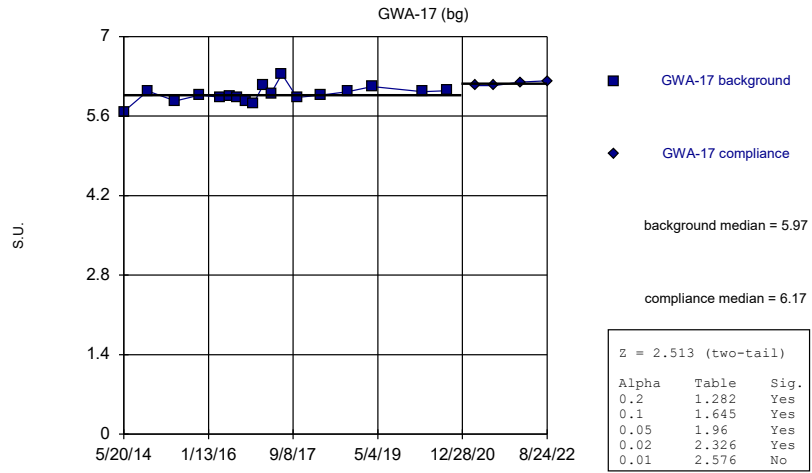
Constituent: pH Analysis Run 5/17/2023 12:19 PM View: Mann-Whitney
 Plant Scherer Client: Southern Company Data: Scherer Cell 1-CCR

Mann-Whitney (Wilcoxon Rank Sum)



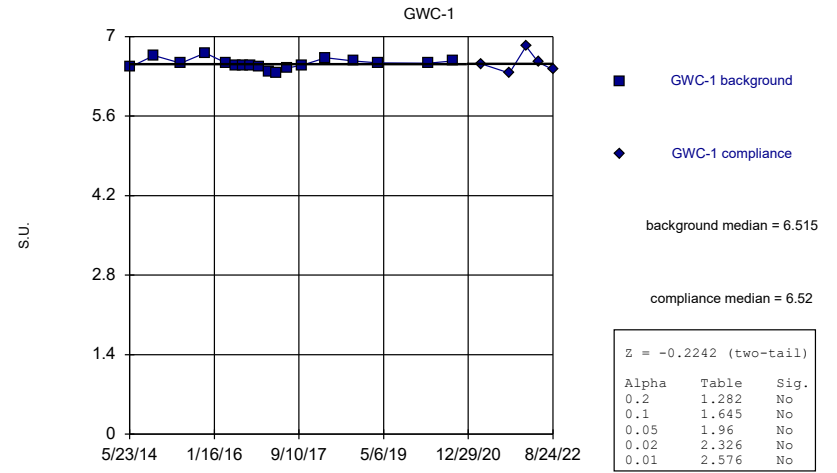
Constituent: pH Analysis Run 5/17/2023 12:19 PM View: Mann-Whitney
 Plant Scherer Client: Southern Company Data: Scherer Cell 1-CCR

Mann-Whitney (Wilcoxon Rank Sum)



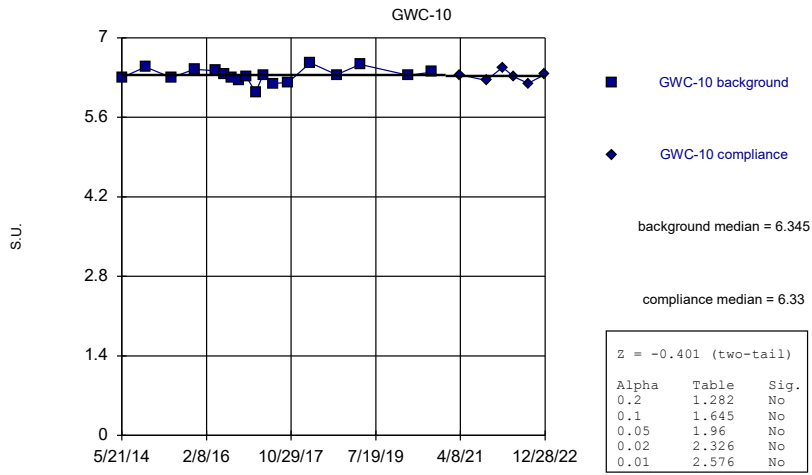
Constituent: pH Analysis Run 5/17/2023 12:19 PM View: Mann-Whitney
 Plant Scherer Client: Southern Company Data: Scherer Cell 1-CCR

Mann-Whitney (Wilcoxon Rank Sum)



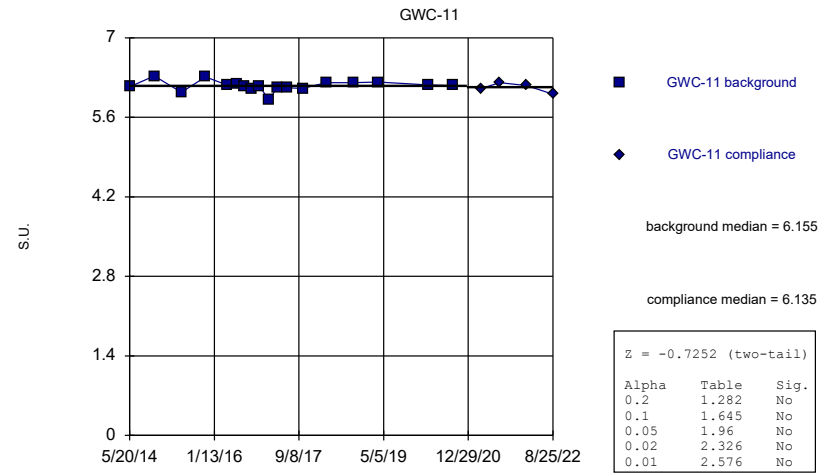
Constituent: pH Analysis Run 5/17/2023 12:19 PM View: Mann-Whitney
 Plant Scherer Client: Southern Company Data: Scherer Cell 1-CCR

Mann-Whitney (Wilcoxon Rank Sum)



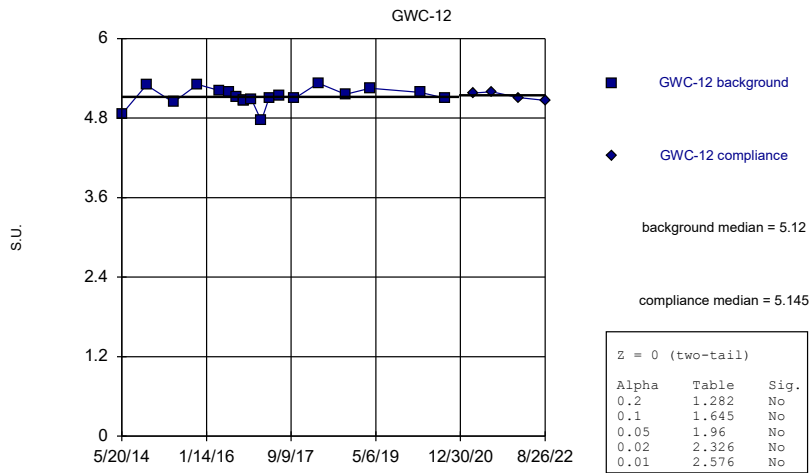
Constituent: pH Analysis Run 5/17/2023 12:19 PM View: Mann-Whitney
 Plant Scherer Client: Southern Company Data: Scherer Cell 1-CCR

Mann-Whitney (Wilcoxon Rank Sum)



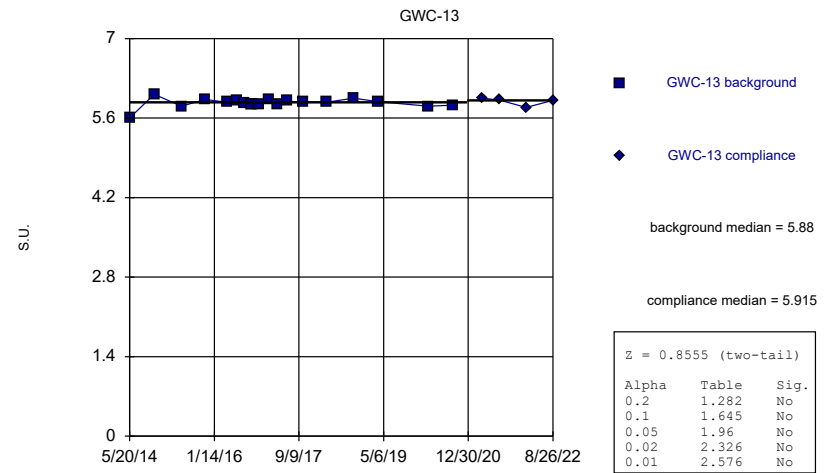
Constituent: pH Analysis Run 5/17/2023 12:19 PM View: Mann-Whitney
 Plant Scherer Client: Southern Company Data: Scherer Cell 1-CCR

Mann-Whitney (Wilcoxon Rank Sum)



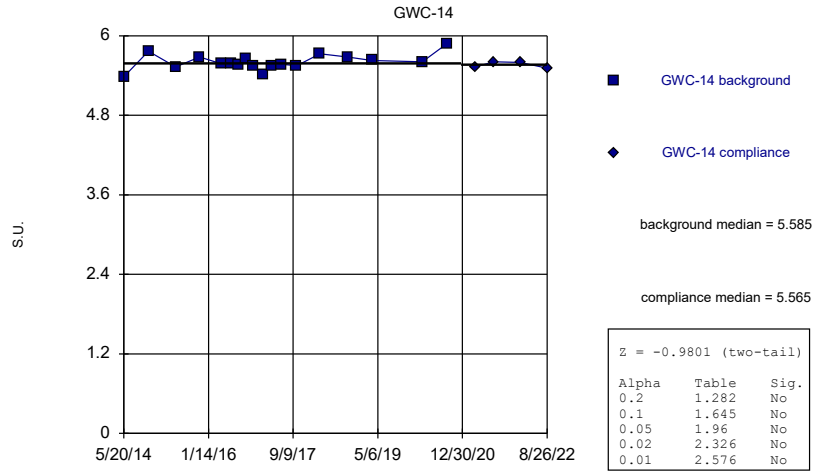
Constituent: pH Analysis Run 5/17/2023 12:19 PM View: Mann-Whitney
 Plant Scherer Client: Southern Company Data: Scherer Cell 1-CCR

Mann-Whitney (Wilcoxon Rank Sum)



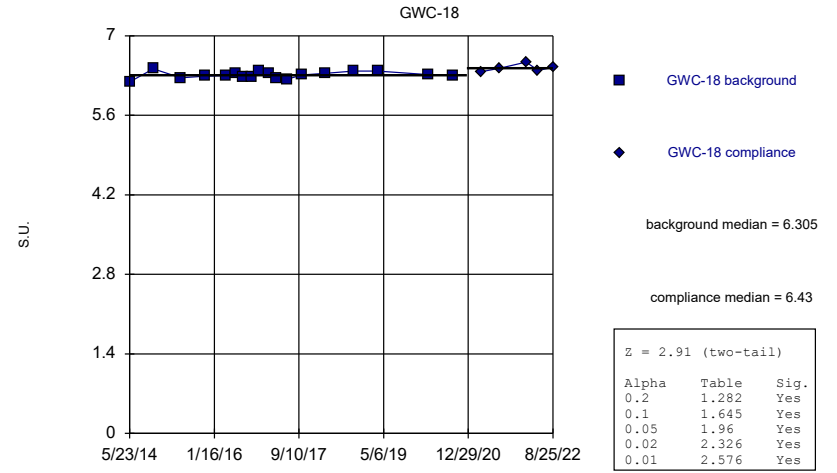
Constituent: pH Analysis Run 5/17/2023 12:19 PM View: Mann-Whitney
 Plant Scherer Client: Southern Company Data: Scherer Cell 1-CCR

Mann-Whitney (Wilcoxon Rank Sum)



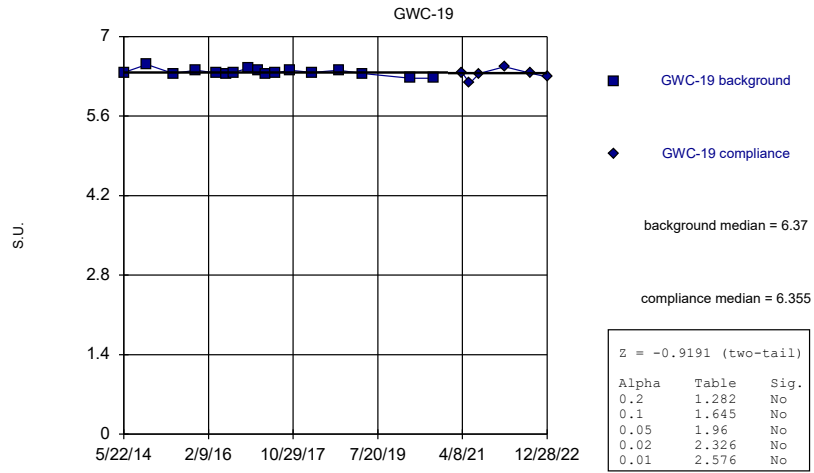
Constituent: pH Analysis Run 5/17/2023 12:19 PM View: Mann-Whitney
Plant Scherer Client: Southern Company Data: Scherer Cell 1-CCR

Mann-Whitney (Wilcoxon Rank Sum)



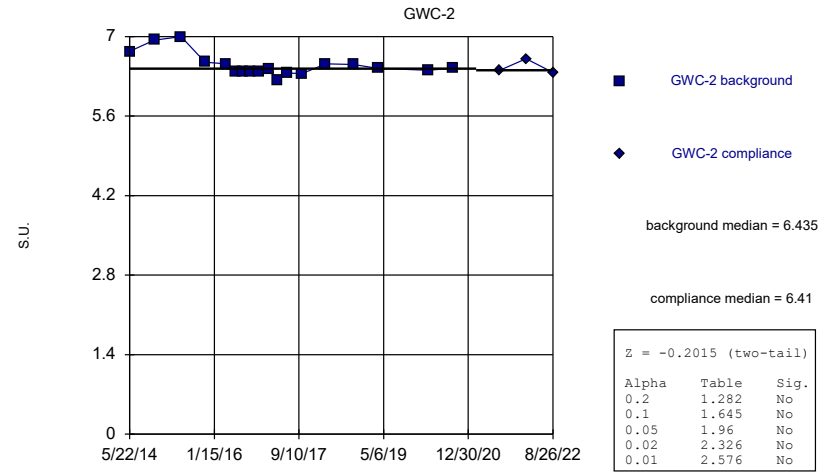
Constituent: pH Analysis Run 5/17/2023 12:19 PM View: Mann-Whitney
Plant Scherer Client: Southern Company Data: Scherer Cell 1-CCR

Mann-Whitney (Wilcoxon Rank Sum)



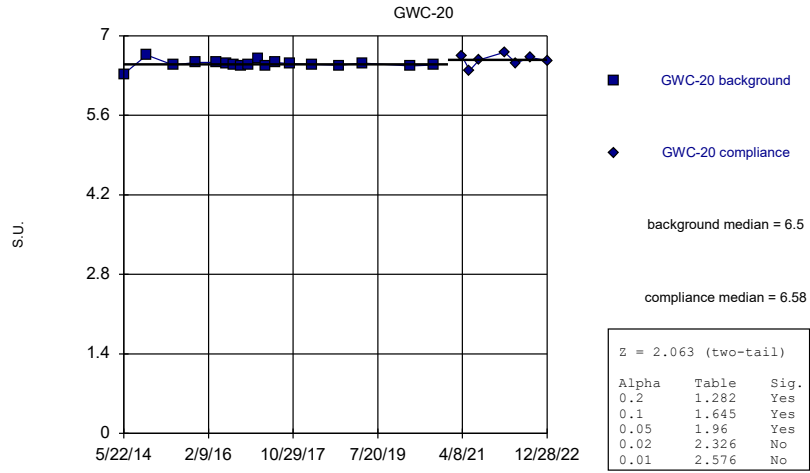
Constituent: pH Analysis Run 5/17/2023 12:19 PM View: Mann-Whitney
Plant Scherer Client: Southern Company Data: Scherer Cell 1-CCR

Mann-Whitney (Wilcoxon Rank Sum)



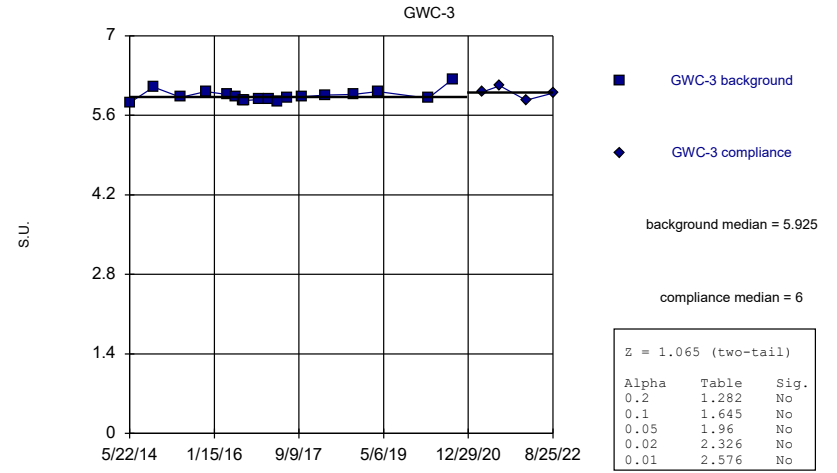
Constituent: pH Analysis Run 5/17/2023 12:19 PM View: Mann-Whitney
Plant Scherer Client: Southern Company Data: Scherer Cell 1-CCR

Mann-Whitney (Wilcoxon Rank Sum)



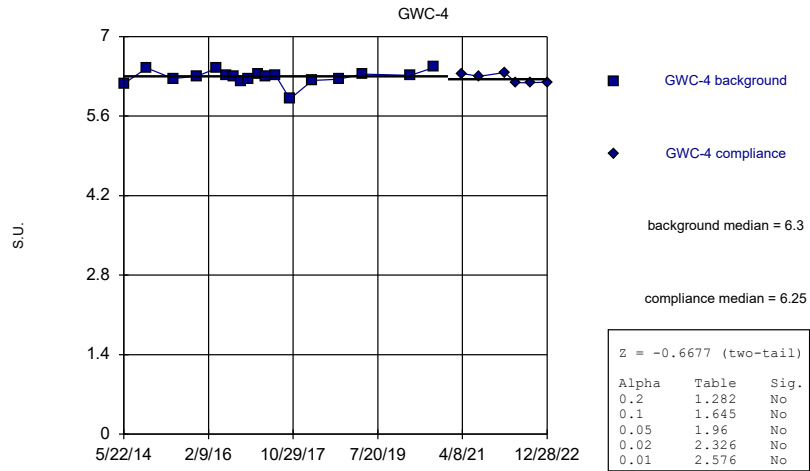
Constituent: pH Analysis Run 5/17/2023 12:19 PM View: Mann-Whitney
 Plant Scherer Client: Southern Company Data: Scherer Cell 1-CCR

Mann-Whitney (Wilcoxon Rank Sum)



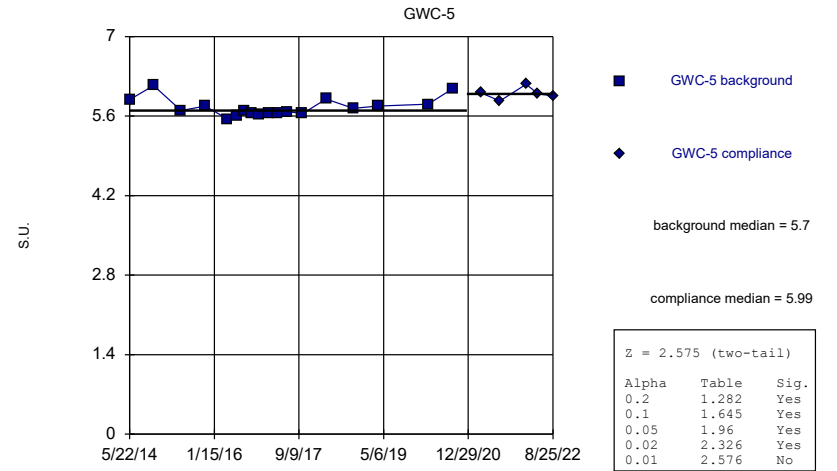
Constituent: pH Analysis Run 5/17/2023 12:19 PM View: Mann-Whitney
 Plant Scherer Client: Southern Company Data: Scherer Cell 1-CCR

Mann-Whitney (Wilcoxon Rank Sum)



Constituent: pH Analysis Run 5/17/2023 12:19 PM View: Mann-Whitney
 Plant Scherer Client: Southern Company Data: Scherer Cell 1-CCR

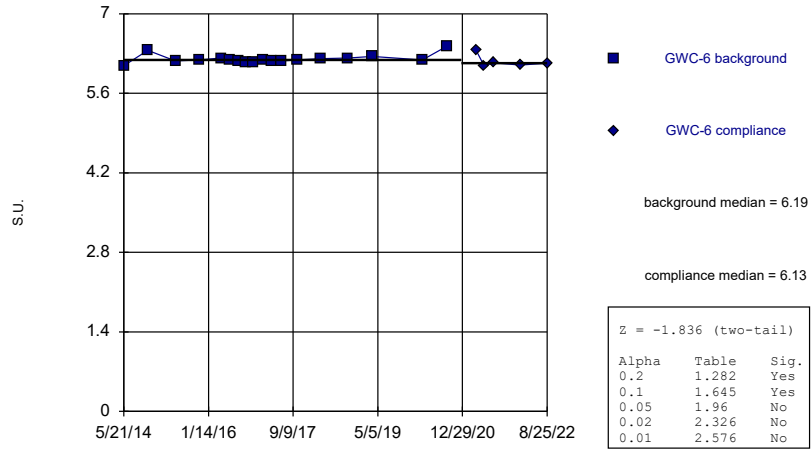
Mann-Whitney (Wilcoxon Rank Sum)



Constituent: pH Analysis Run 5/17/2023 12:19 PM View: Mann-Whitney
 Plant Scherer Client: Southern Company Data: Scherer Cell 1-CCR

Mann-Whitney (Wilcoxon Rank Sum)

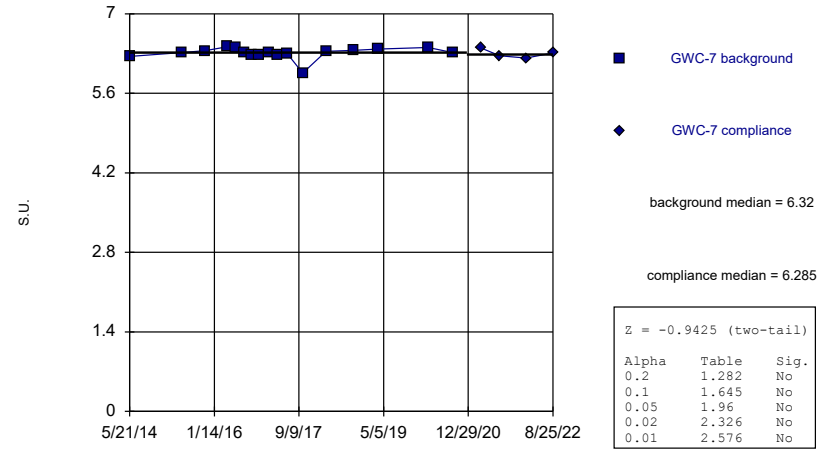
GWC-6



Constituent: pH Analysis Run 5/17/2023 12:19 PM View: Mann-Whitney
 Plant Scherer Client: Southern Company Data: Scherer Cell 1-CCR

Mann-Whitney (Wilcoxon Rank Sum)

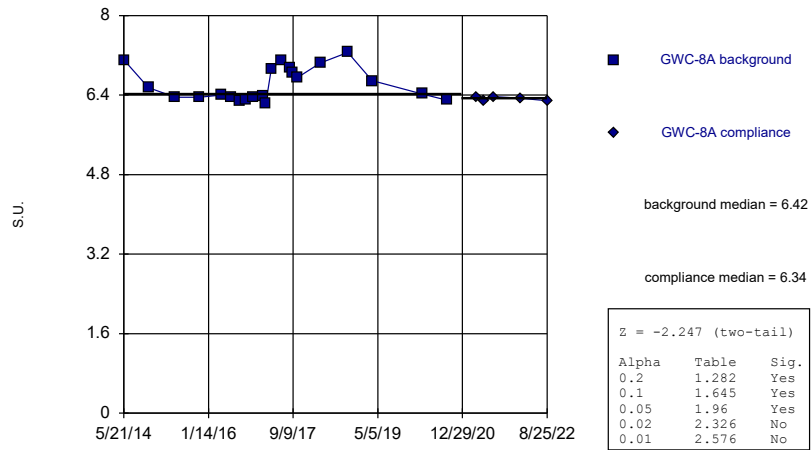
GWC-7



Constituent: pH Analysis Run 5/17/2023 12:19 PM View: Mann-Whitney
 Plant Scherer Client: Southern Company Data: Scherer Cell 1-CCR

Mann-Whitney (Wilcoxon Rank Sum)

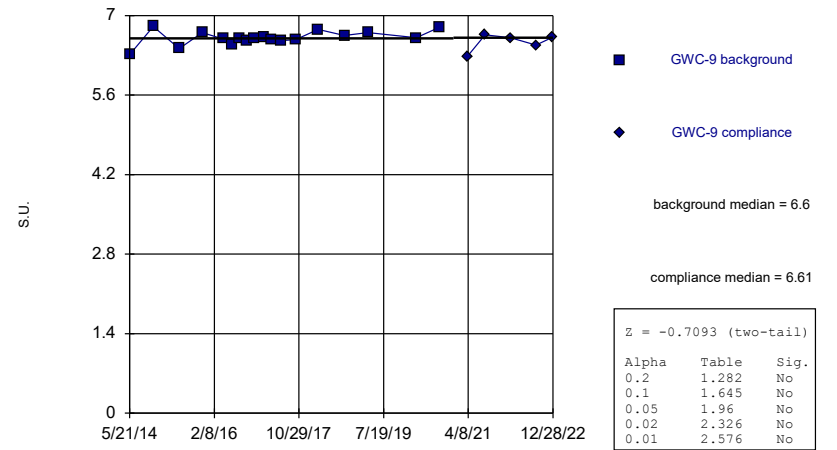
GWC-8A



Constituent: pH Analysis Run 5/17/2023 12:19 PM View: Mann-Whitney
 Plant Scherer Client: Southern Company Data: Scherer Cell 1-CCR

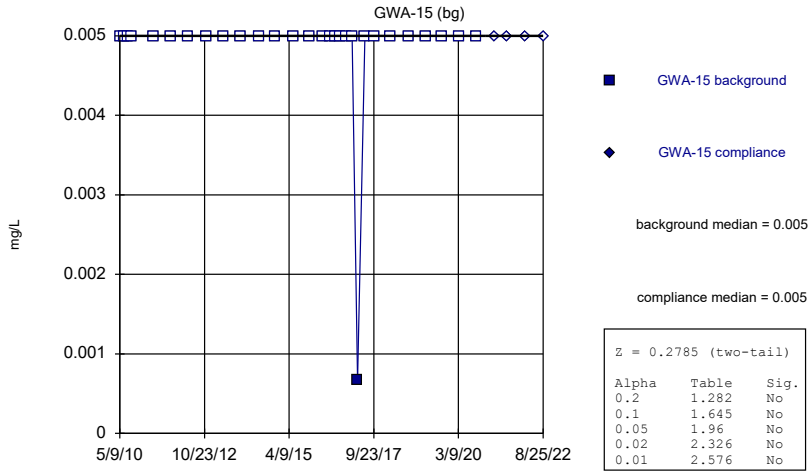
Mann-Whitney (Wilcoxon Rank Sum)

GWC-9



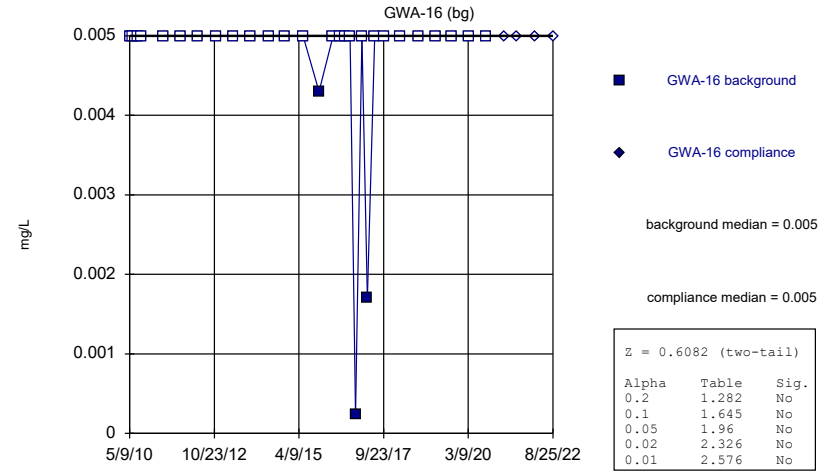
Constituent: pH Analysis Run 5/17/2023 12:19 PM View: Mann-Whitney
 Plant Scherer Client: Southern Company Data: Scherer Cell 1-CCR

Mann-Whitney (Wilcoxon Rank Sum)



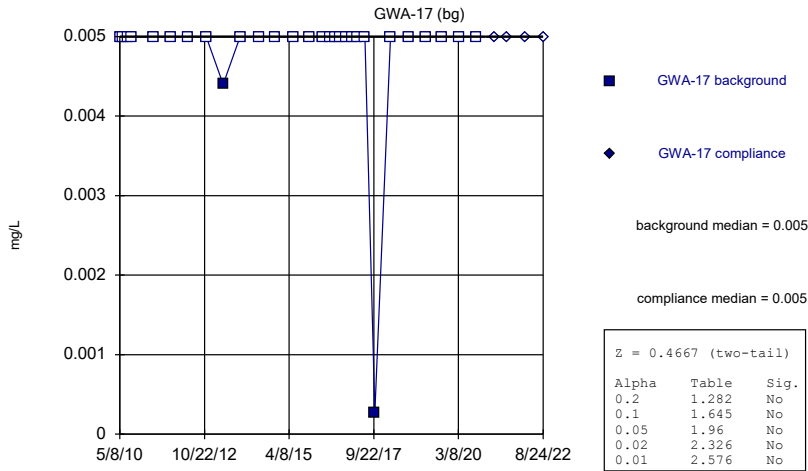
Constituent: Selenium, Total Analysis Run 5/17/2023 12:19 PM View: Mann-Whitney
Plant Scherer Client: Southern Company Data: Scherer Cell 1-CCR

Mann-Whitney (Wilcoxon Rank Sum)



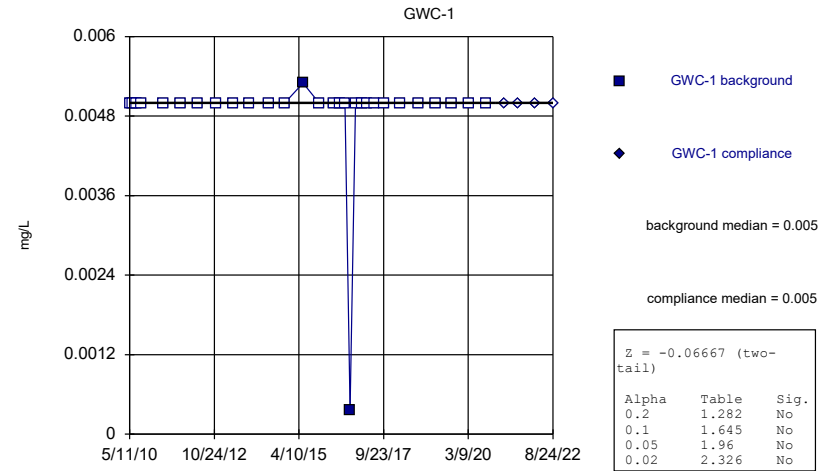
Constituent: Selenium, Total Analysis Run 5/17/2023 12:19 PM View: Mann-Whitney
Plant Scherer Client: Southern Company Data: Scherer Cell 1-CCR

Mann-Whitney (Wilcoxon Rank Sum)



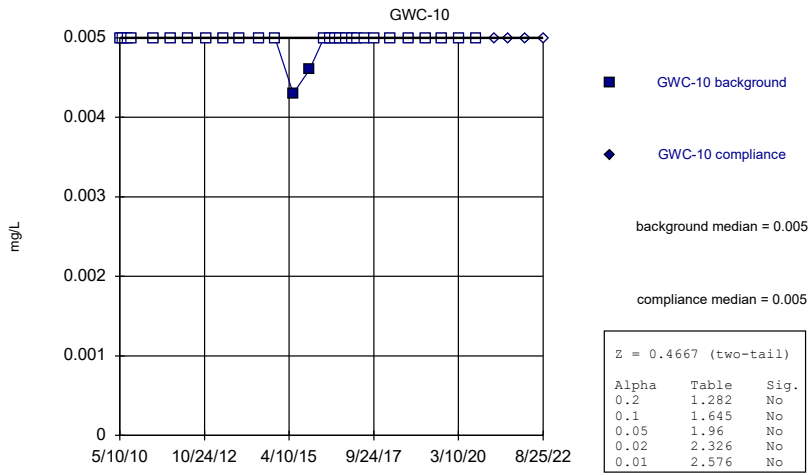
Constituent: Selenium, Total Analysis Run 5/17/2023 12:19 PM View: Mann-Whitney
Plant Scherer Client: Southern Company Data: Scherer Cell 1-CCR

Mann-Whitney (Wilcoxon Rank Sum)



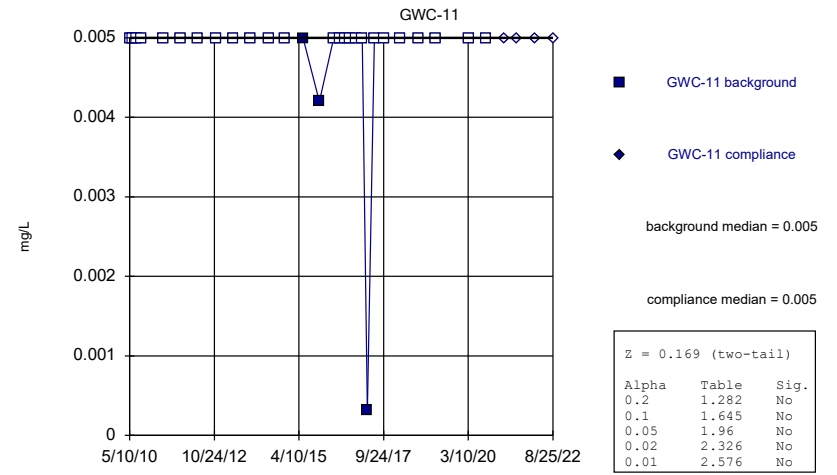
Constituent: Selenium, Total Analysis Run 5/17/2023 12:19 PM View: Mann-Whitney
Plant Scherer Client: Southern Company Data: Scherer Cell 1-CCR

Mann-Whitney (Wilcoxon Rank Sum)



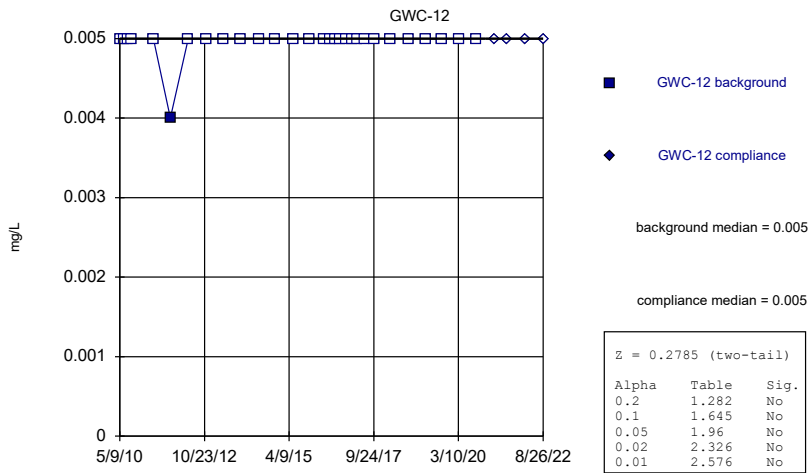
Constituent: Selenium, Total Analysis Run 5/17/2023 12:19 PM View: Mann-Whitney
Plant Scherer Client: Southern Company Data: Scherer Cell 1-CCR

Mann-Whitney (Wilcoxon Rank Sum)



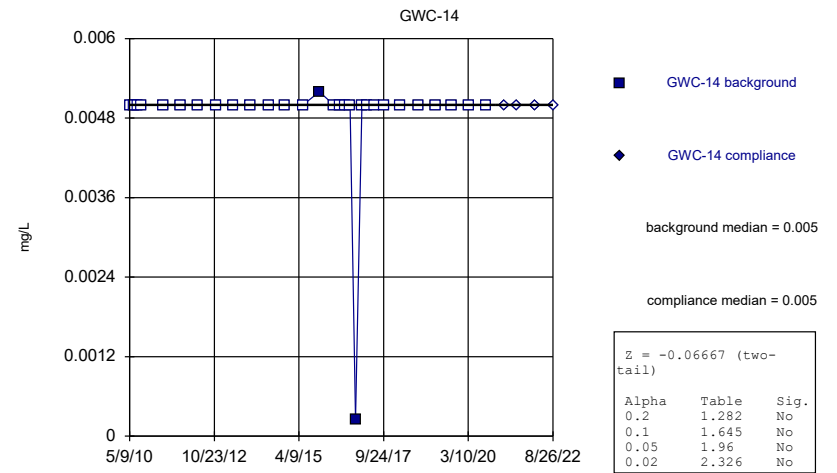
Constituent: Selenium, Total Analysis Run 5/17/2023 12:19 PM View: Mann-Whitney
Plant Scherer Client: Southern Company Data: Scherer Cell 1-CCR

Mann-Whitney (Wilcoxon Rank Sum)



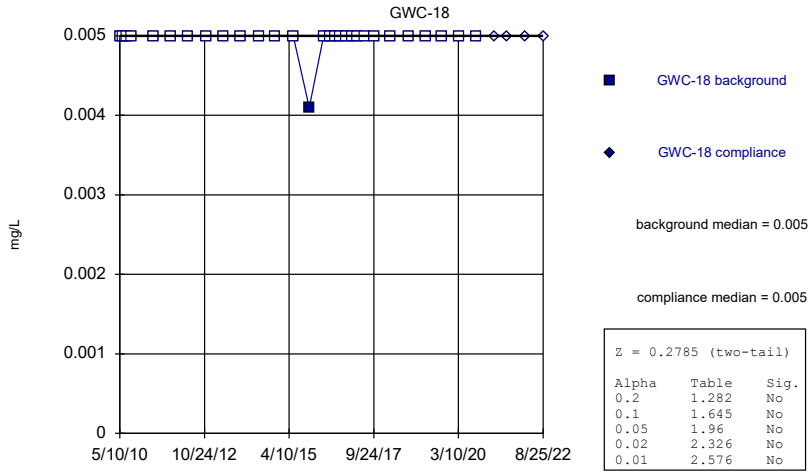
Constituent: Selenium, Total Analysis Run 5/17/2023 12:19 PM View: Mann-Whitney
Plant Scherer Client: Southern Company Data: Scherer Cell 1-CCR

Mann-Whitney (Wilcoxon Rank Sum)



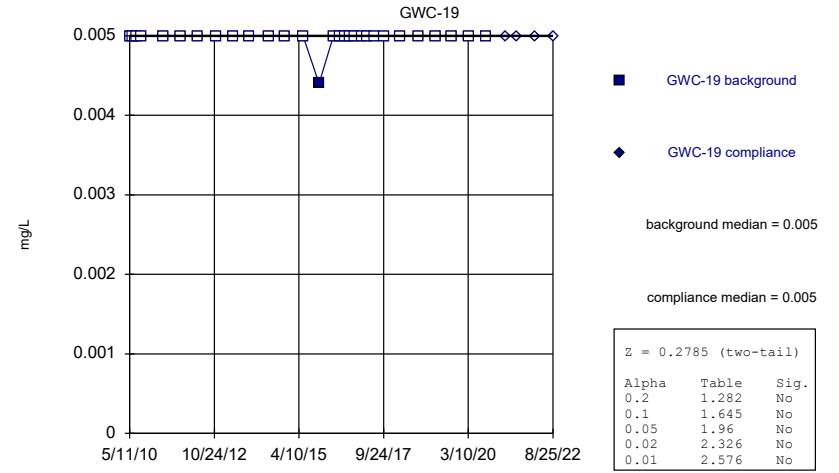
Constituent: Selenium, Total Analysis Run 5/17/2023 12:19 PM View: Mann-Whitney
Plant Scherer Client: Southern Company Data: Scherer Cell 1-CCR

Mann-Whitney (Wilcoxon Rank Sum)



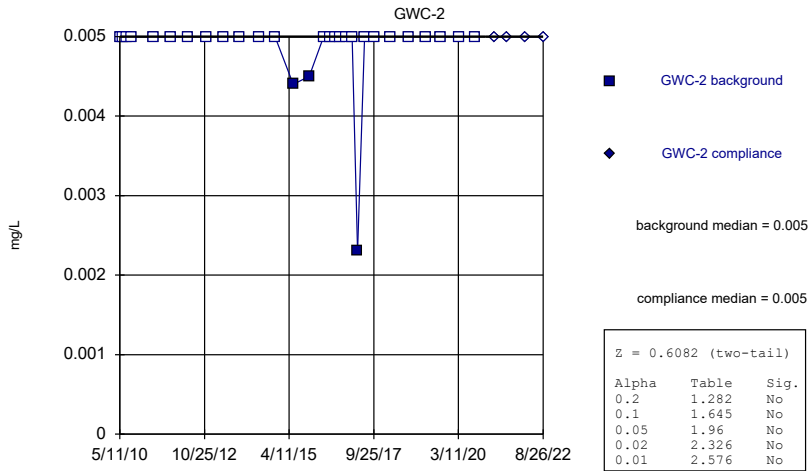
Constituent: Selenium, Total Analysis Run 5/17/2023 12:19 PM View: Mann-Whitney
Plant Scherer Client: Southern Company Data: Scherer Cell 1-CCR

Mann-Whitney (Wilcoxon Rank Sum)



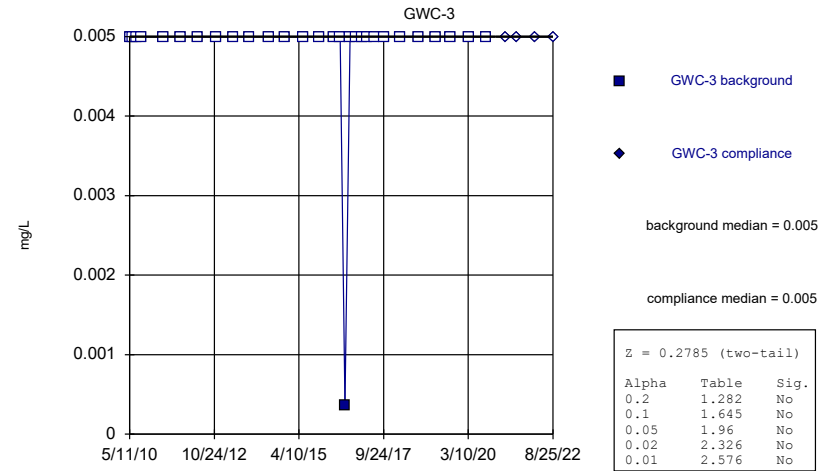
Constituent: Selenium, Total Analysis Run 5/17/2023 12:19 PM View: Mann-Whitney
Plant Scherer Client: Southern Company Data: Scherer Cell 1-CCR

Mann-Whitney (Wilcoxon Rank Sum)



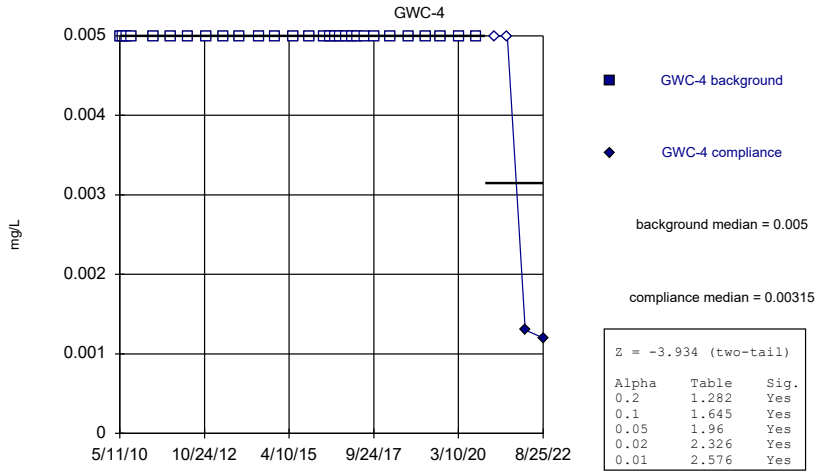
Constituent: Selenium, Total Analysis Run 5/17/2023 12:19 PM View: Mann-Whitney
Plant Scherer Client: Southern Company Data: Scherer Cell 1-CCR

Mann-Whitney (Wilcoxon Rank Sum)



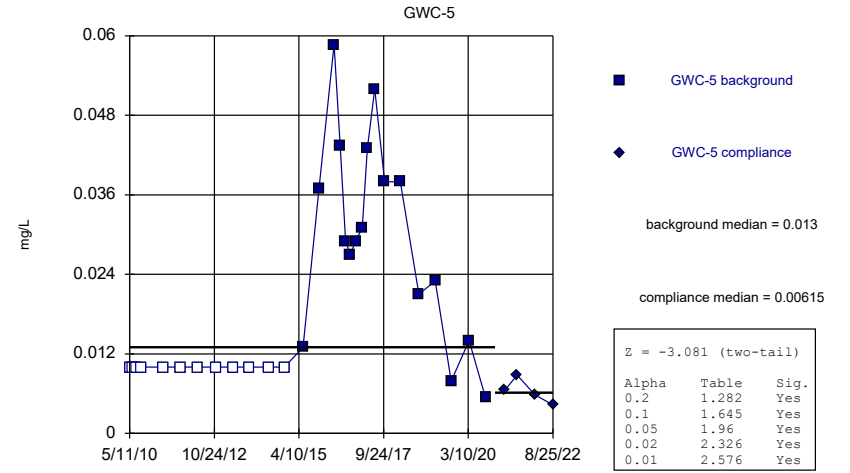
Constituent: Selenium, Total Analysis Run 5/17/2023 12:19 PM View: Mann-Whitney
Plant Scherer Client: Southern Company Data: Scherer Cell 1-CCR

Mann-Whitney (Wilcoxon Rank Sum)



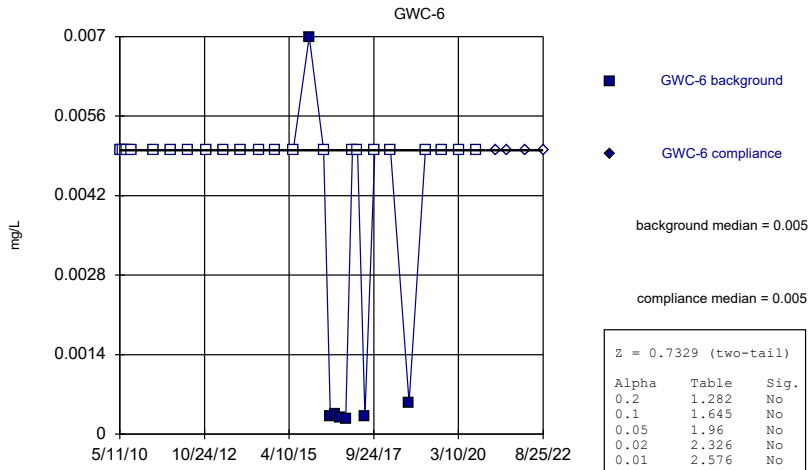
Constituent: Selenium, Total Analysis Run 5/17/2023 12:19 PM View: Mann-Whitney
Plant Scherer Client: Southern Company Data: Scherer Cell 1-CCR

Mann-Whitney (Wilcoxon Rank Sum)



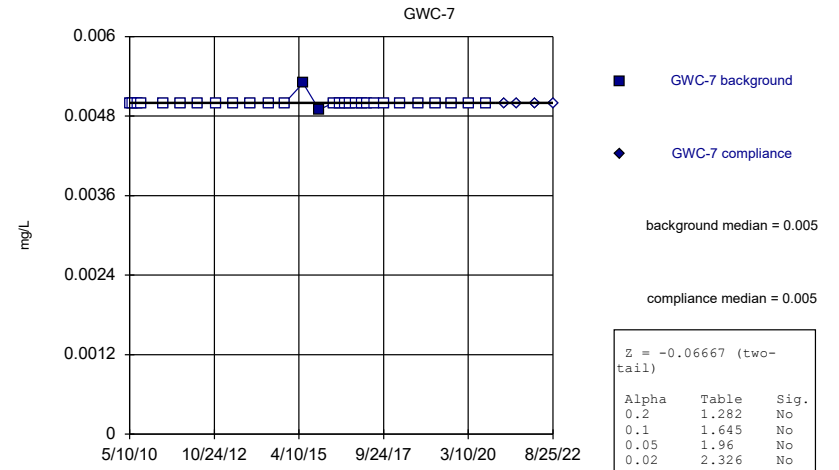
Constituent: Selenium, Total Analysis Run 5/17/2023 12:20 PM View: Mann-Whitney
Plant Scherer Client: Southern Company Data: Scherer Cell 1-CCR

Mann-Whitney (Wilcoxon Rank Sum)



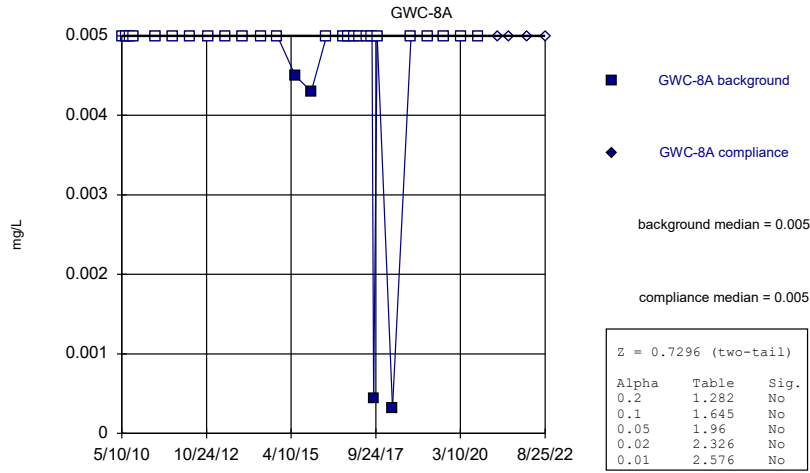
Constituent: Selenium, Total Analysis Run 5/17/2023 12:20 PM View: Mann-Whitney
Plant Scherer Client: Southern Company Data: Scherer Cell 1-CCR

Mann-Whitney (Wilcoxon Rank Sum)



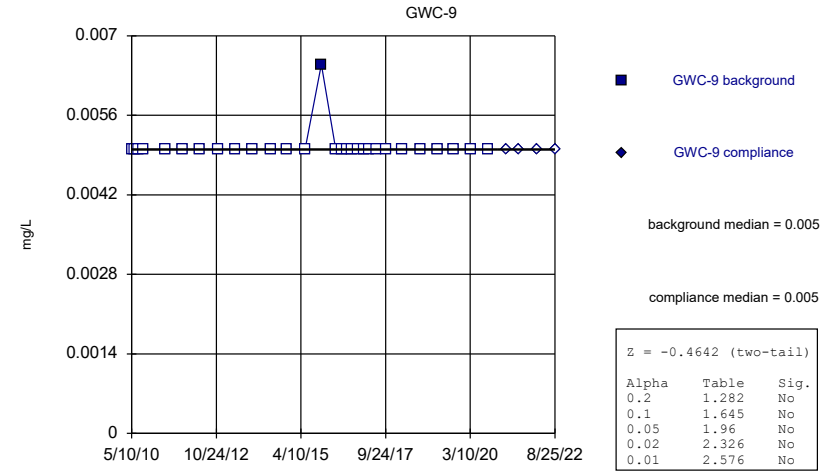
Constituent: Selenium, Total Analysis Run 5/17/2023 12:20 PM View: Mann-Whitney
Plant Scherer Client: Southern Company Data: Scherer Cell 1-CCR

Mann-Whitney (Wilcoxon Rank Sum)



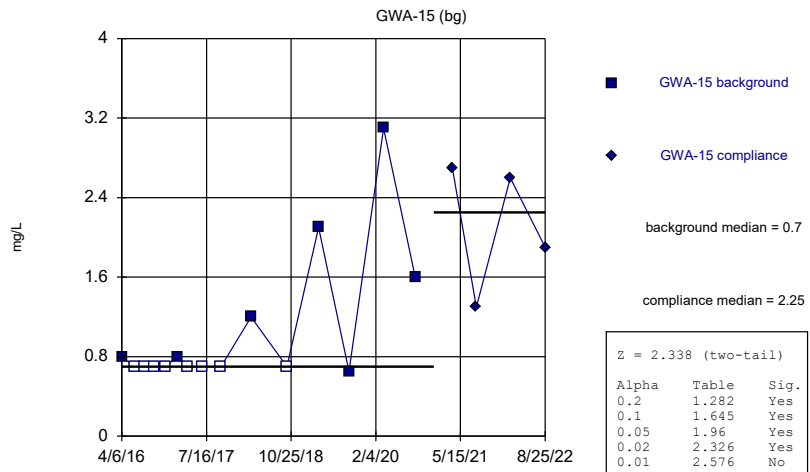
Constituent: Selenium, Total Analysis Run 5/17/2023 12:20 PM View: Mann-Whitney
Plant Scherer Client: Southern Company Data: Scherer Cell 1-CCR

Mann-Whitney (Wilcoxon Rank Sum)



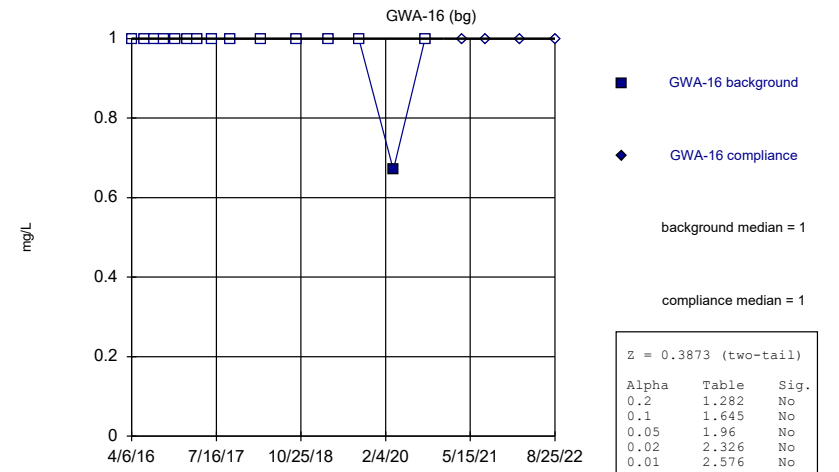
Constituent: Selenium, Total Analysis Run 5/17/2023 12:20 PM View: Mann-Whitney
Plant Scherer Client: Southern Company Data: Scherer Cell 1-CCR

Mann-Whitney (Wilcoxon Rank Sum)



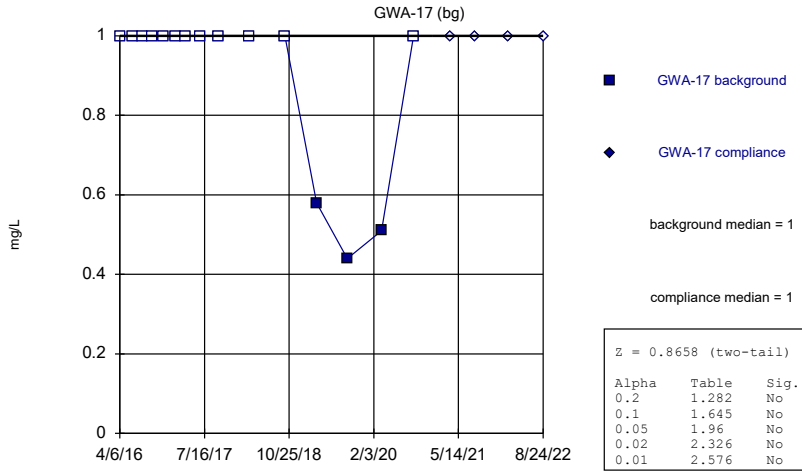
Constituent: Sulfate Analysis Run 5/17/2023 12:20 PM View: Mann-Whitney
Plant Scherer Client: Southern Company Data: Scherer Cell 1-CCR

Mann-Whitney (Wilcoxon Rank Sum)



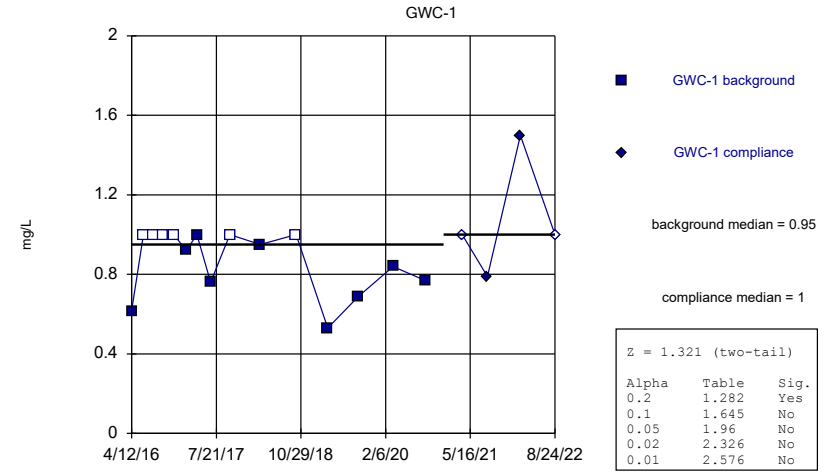
Constituent: Sulfate Analysis Run 5/17/2023 12:20 PM View: Mann-Whitney
Plant Scherer Client: Southern Company Data: Scherer Cell 1-CCR

Mann-Whitney (Wilcoxon Rank Sum)



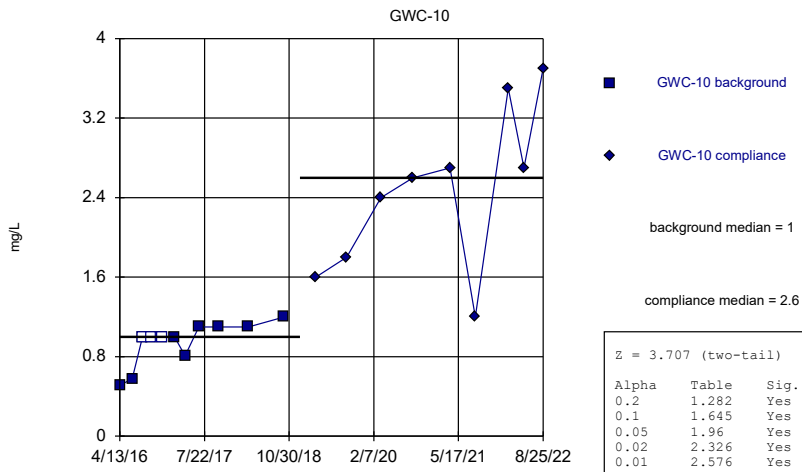
Constituent: Sulfate Analysis Run 5/17/2023 12:20 PM View: Mann-Whitney
Plant Scherer Client: Southern Company Data: Scherer Cell 1-CCR

Mann-Whitney (Wilcoxon Rank Sum)



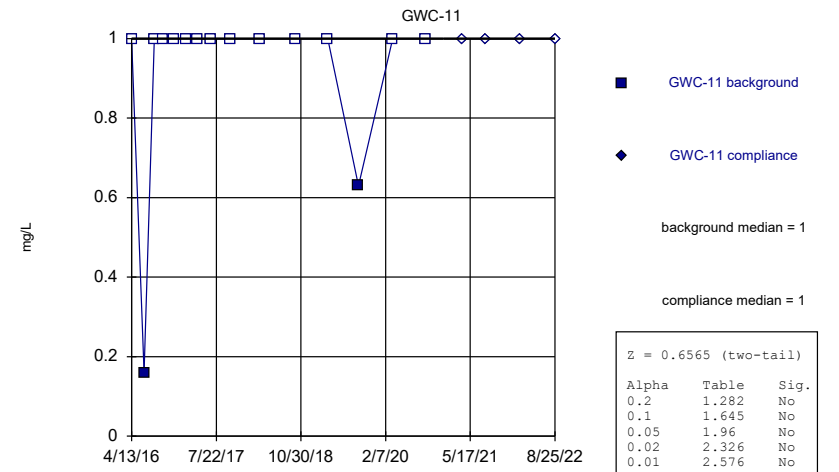
Constituent: Sulfate Analysis Run 5/17/2023 12:20 PM View: Mann-Whitney
Plant Scherer Client: Southern Company Data: Scherer Cell 1-CCR

Mann-Whitney (Wilcoxon Rank Sum)



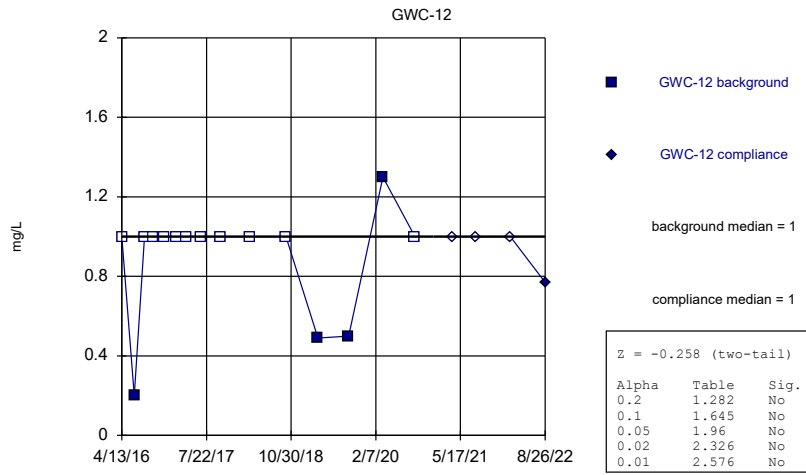
Constituent: Sulfate Analysis Run 5/17/2023 12:20 PM View: Mann-Whitney
Plant Scherer Client: Southern Company Data: Scherer Cell 1-CCR

Mann-Whitney (Wilcoxon Rank Sum)



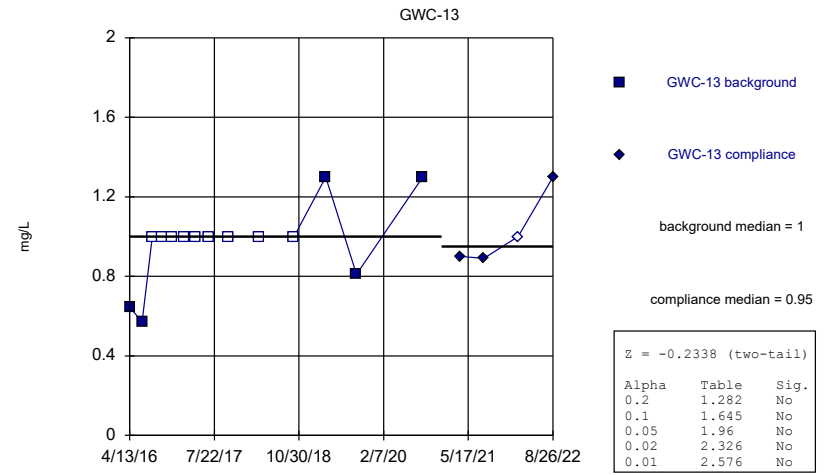
Constituent: Sulfate Analysis Run 5/17/2023 12:20 PM View: Mann-Whitney
Plant Scherer Client: Southern Company Data: Scherer Cell 1-CCR

Mann-Whitney (Wilcoxon Rank Sum)



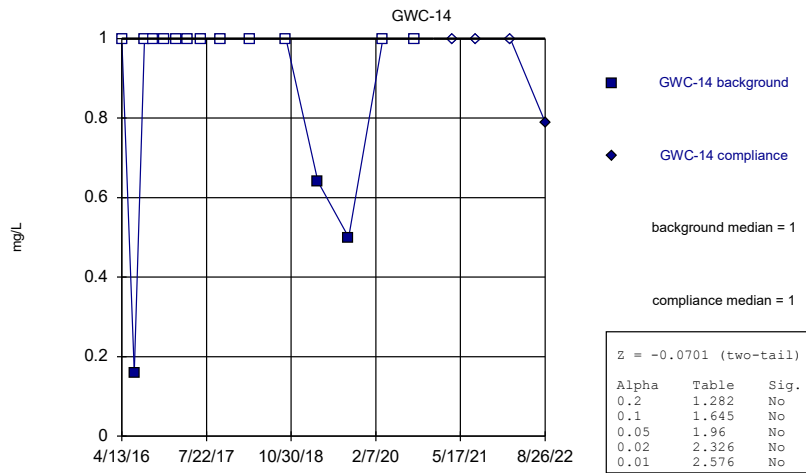
Constituent: Sulfate Analysis Run 5/17/2023 12:20 PM View: Mann-Whitney
Plant Scherer Client: Southern Company Data: Scherer Cell 1-CCR

Mann-Whitney (Wilcoxon Rank Sum)



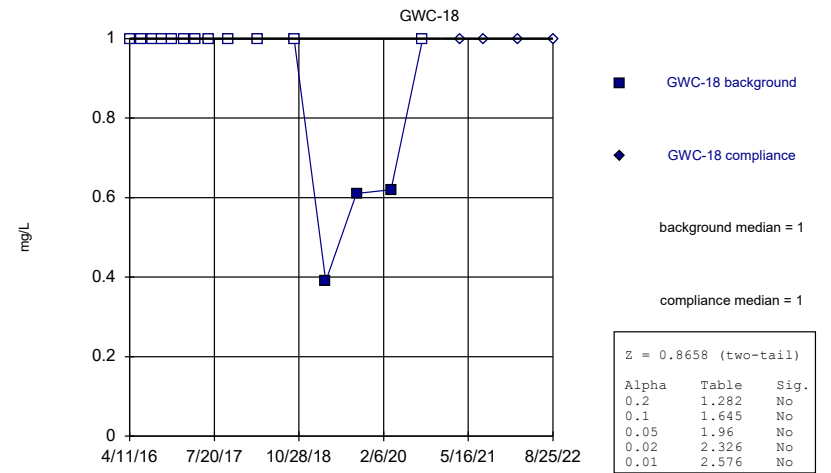
Constituent: Sulfate Analysis Run 5/17/2023 12:20 PM View: Mann-Whitney
Plant Scherer Client: Southern Company Data: Scherer Cell 1-CCR

Mann-Whitney (Wilcoxon Rank Sum)



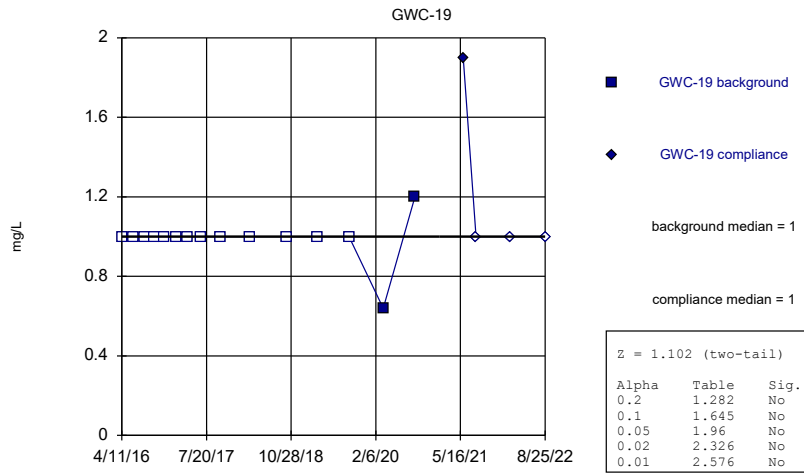
Constituent: Sulfate Analysis Run 5/17/2023 12:20 PM View: Mann-Whitney
Plant Scherer Client: Southern Company Data: Scherer Cell 1-CCR

Mann-Whitney (Wilcoxon Rank Sum)



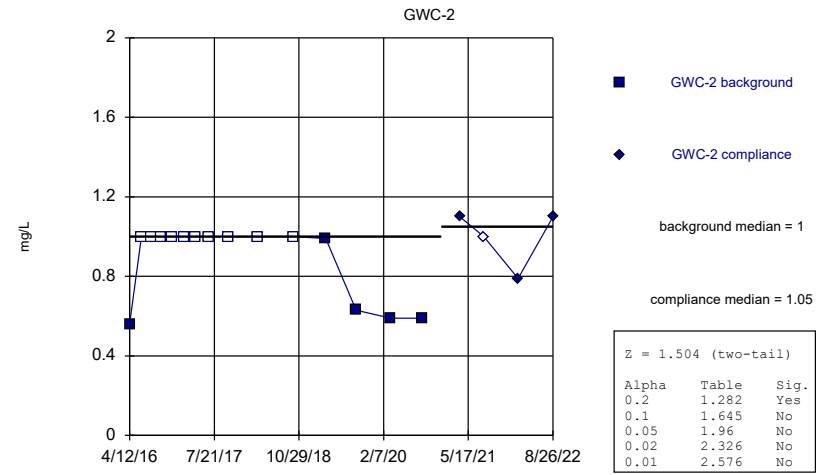
Constituent: Sulfate Analysis Run 5/17/2023 12:20 PM View: Mann-Whitney
Plant Scherer Client: Southern Company Data: Scherer Cell 1-CCR

Mann-Whitney (Wilcoxon Rank Sum)



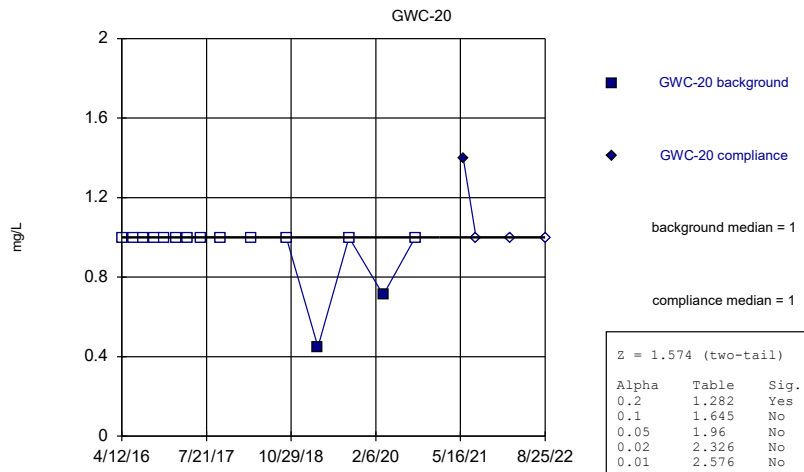
Constituent: Sulfate Analysis Run 5/17/2023 12:20 PM View: Mann-Whitney
Plant Scherer Client: Southern Company Data: Scherer Cell 1-CCR

Mann-Whitney (Wilcoxon Rank Sum)



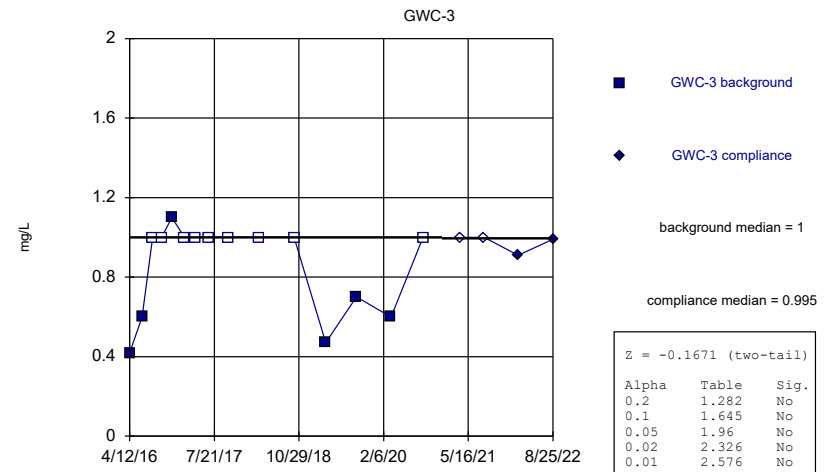
Constituent: Sulfate Analysis Run 5/17/2023 12:20 PM View: Mann-Whitney
Plant Scherer Client: Southern Company Data: Scherer Cell 1-CCR

Mann-Whitney (Wilcoxon Rank Sum)



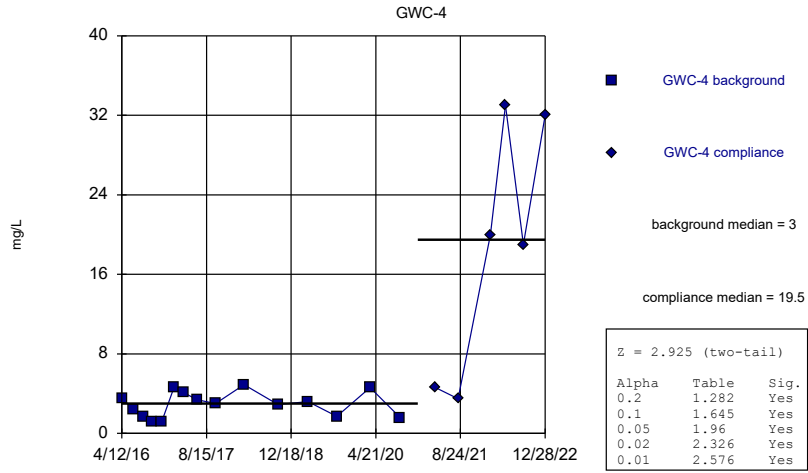
Constituent: Sulfate Analysis Run 5/17/2023 12:20 PM View: Mann-Whitney
Plant Scherer Client: Southern Company Data: Scherer Cell 1-CCR

Mann-Whitney (Wilcoxon Rank Sum)



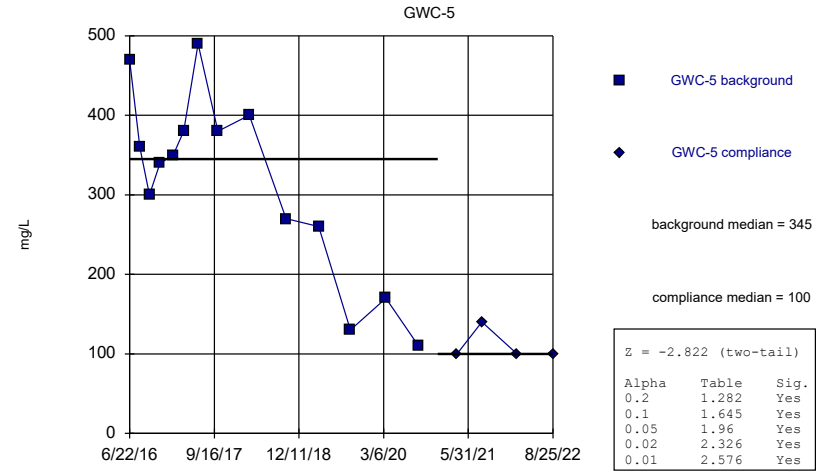
Constituent: Sulfate Analysis Run 5/17/2023 12:20 PM View: Mann-Whitney
Plant Scherer Client: Southern Company Data: Scherer Cell 1-CCR

Mann-Whitney (Wilcoxon Rank Sum)



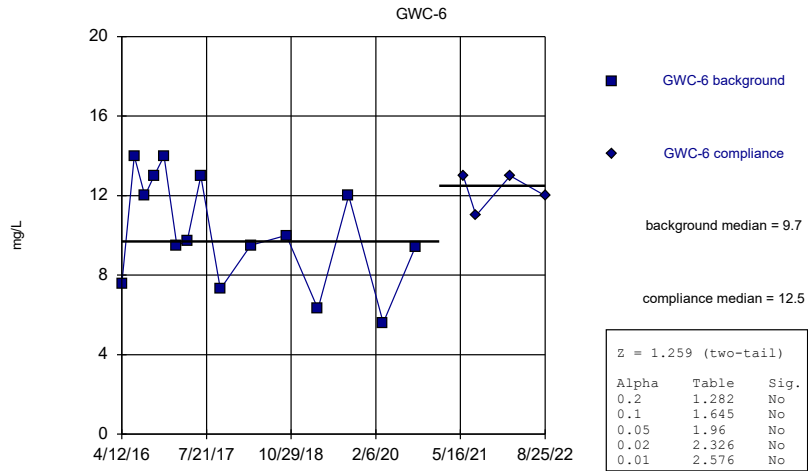
Constituent: Sulfate Analysis Run 5/17/2023 12:20 PM View: Mann-Whitney
 Plant Scherer Client: Southern Company Data: Scherer Cell 1-CCR

Mann-Whitney (Wilcoxon Rank Sum)



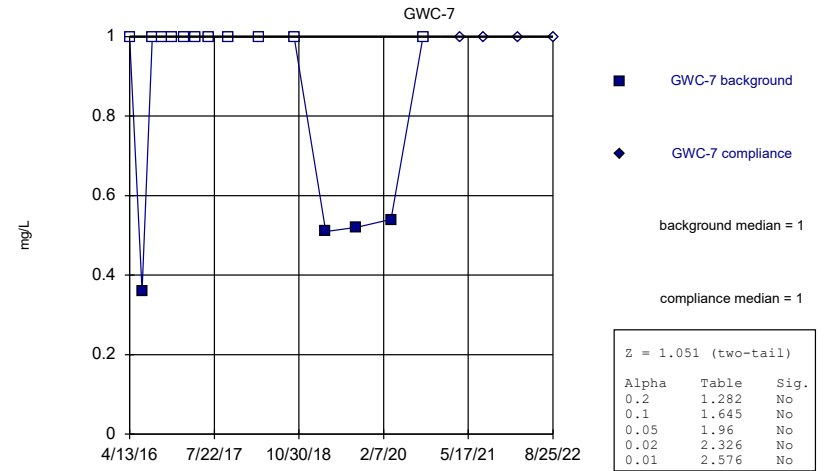
Constituent: Sulfate Analysis Run 5/17/2023 12:20 PM View: Mann-Whitney
 Plant Scherer Client: Southern Company Data: Scherer Cell 1-CCR

Mann-Whitney (Wilcoxon Rank Sum)



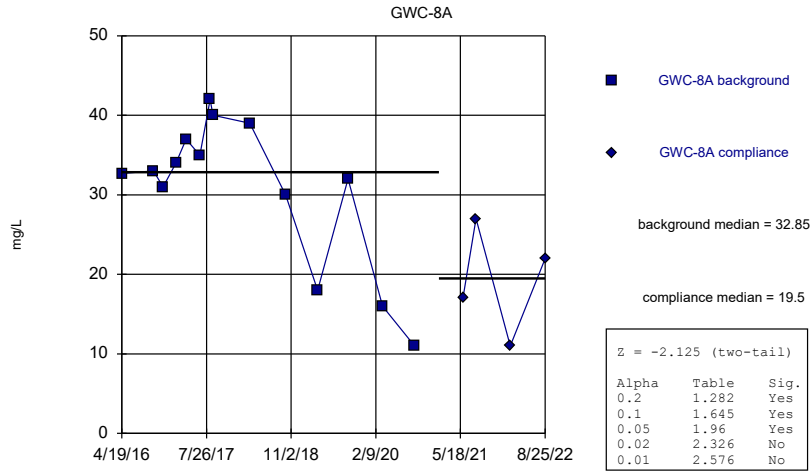
Constituent: Sulfate Analysis Run 5/17/2023 12:20 PM View: Mann-Whitney
 Plant Scherer Client: Southern Company Data: Scherer Cell 1-CCR

Mann-Whitney (Wilcoxon Rank Sum)



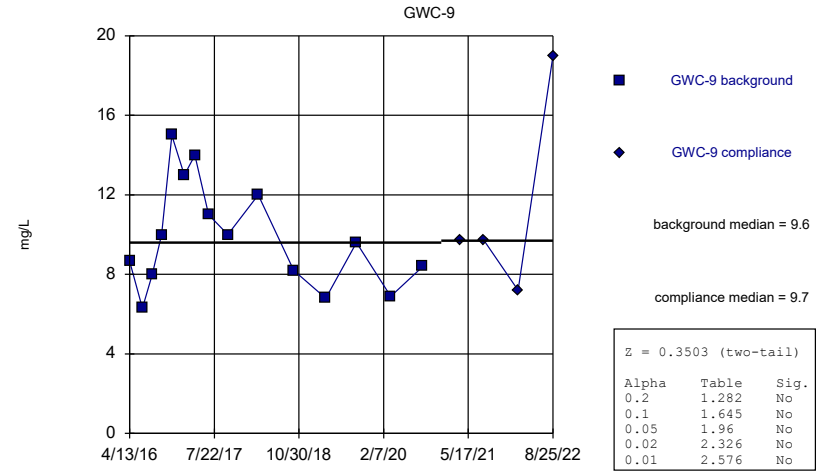
Constituent: Sulfate Analysis Run 5/17/2023 12:20 PM View: Mann-Whitney
 Plant Scherer Client: Southern Company Data: Scherer Cell 1-CCR

Mann-Whitney (Wilcoxon Rank Sum)



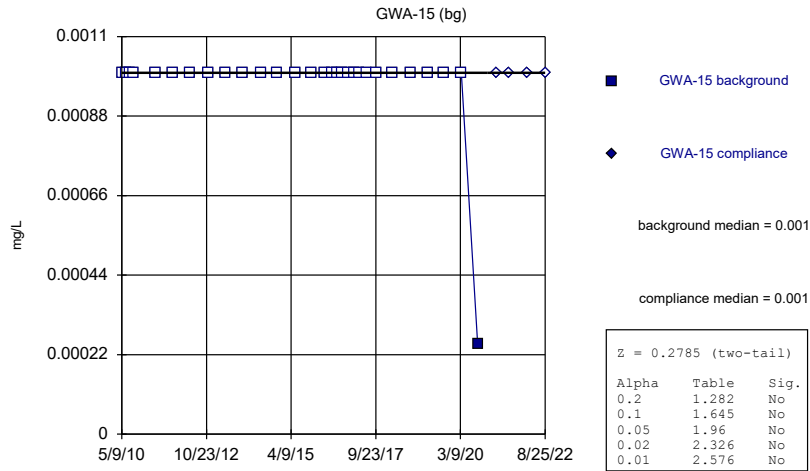
Constituent: Sulfate Analysis Run 5/17/2023 12:20 PM View: Mann-Whitney
 Plant Scherer Client: Southern Company Data: Scherer Cell 1-CCR

Mann-Whitney (Wilcoxon Rank Sum)



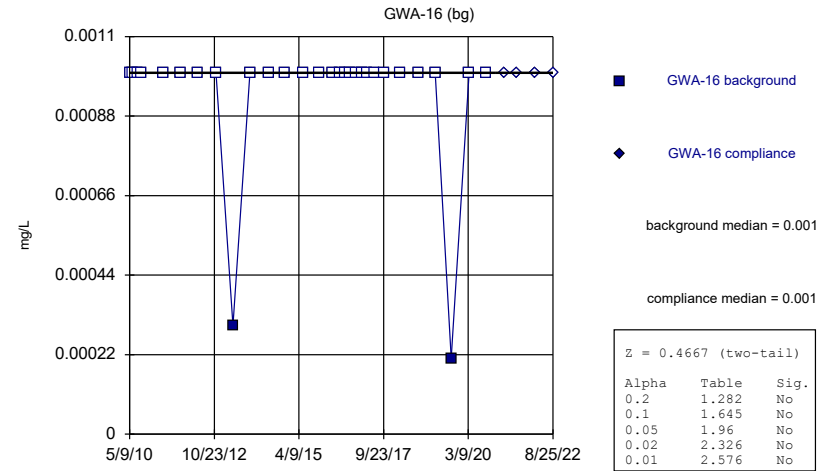
Constituent: Sulfate Analysis Run 5/17/2023 12:20 PM View: Mann-Whitney
 Plant Scherer Client: Southern Company Data: Scherer Cell 1-CCR

Mann-Whitney (Wilcoxon Rank Sum)



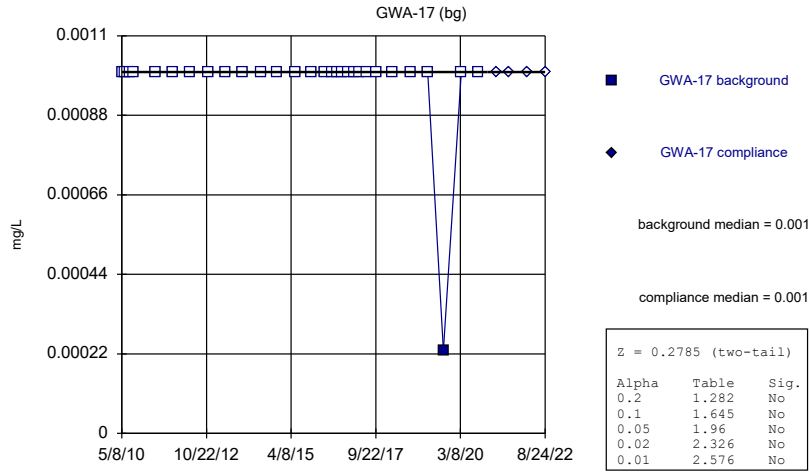
Constituent: Thallium, Total Analysis Run 5/17/2023 12:20 PM View: Mann-Whitney
 Plant Scherer Client: Southern Company Data: Scherer Cell 1-CCR

Mann-Whitney (Wilcoxon Rank Sum)



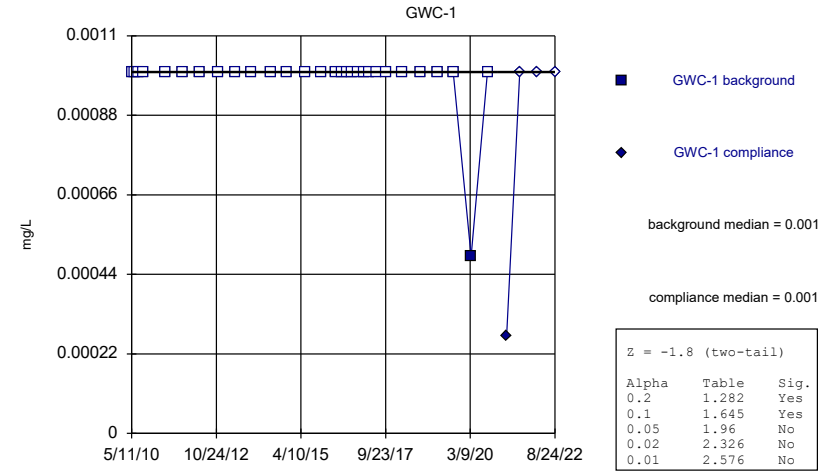
Constituent: Thallium, Total Analysis Run 5/17/2023 12:20 PM View: Mann-Whitney
 Plant Scherer Client: Southern Company Data: Scherer Cell 1-CCR

Mann-Whitney (Wilcoxon Rank Sum)



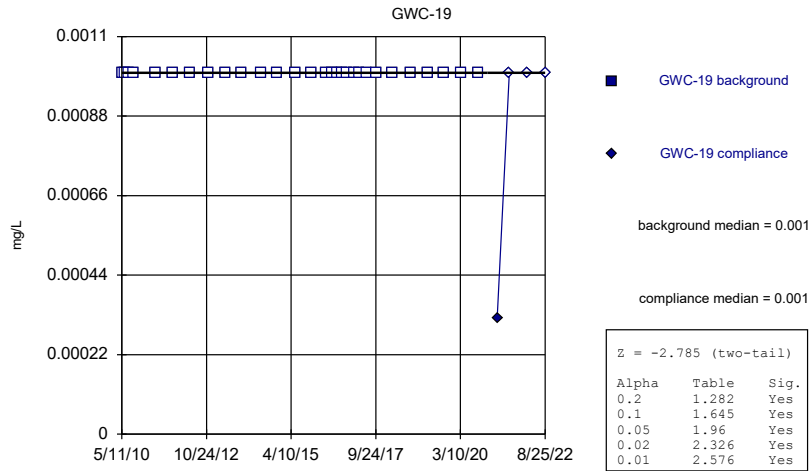
Constituent: Thallium, Total Analysis Run 5/17/2023 12:20 PM View: Mann-Whitney
Plant Scherer Client: Southern Company Data: Scherer Cell 1-CCR

Mann-Whitney (Wilcoxon Rank Sum)



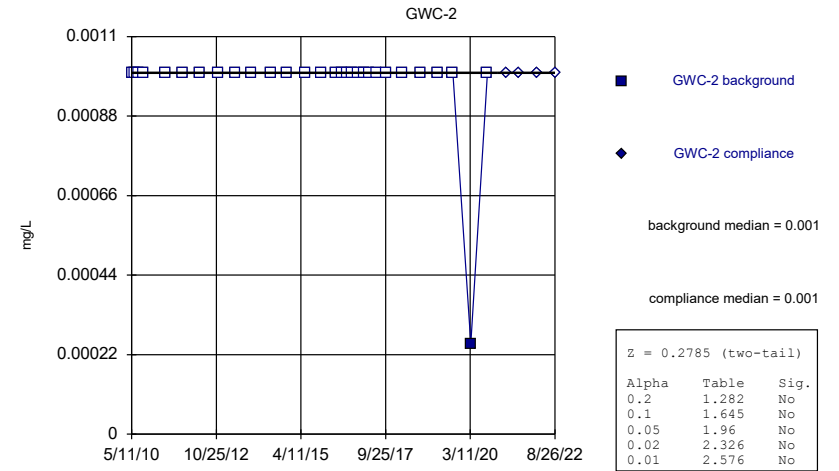
Constituent: Thallium, Total Analysis Run 5/17/2023 12:20 PM View: Mann-Whitney
Plant Scherer Client: Southern Company Data: Scherer Cell 1-CCR

Mann-Whitney (Wilcoxon Rank Sum)



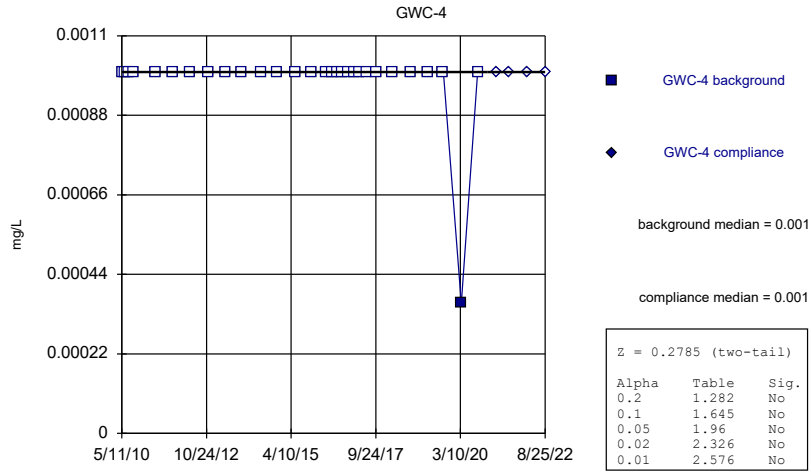
Constituent: Thallium, Total Analysis Run 5/17/2023 12:20 PM View: Mann-Whitney
Plant Scherer Client: Southern Company Data: Scherer Cell 1-CCR

Mann-Whitney (Wilcoxon Rank Sum)



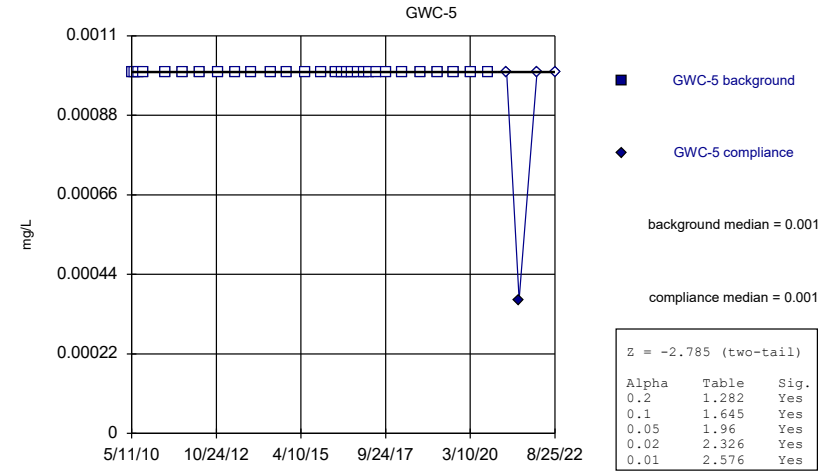
Constituent: Thallium, Total Analysis Run 5/17/2023 12:20 PM View: Mann-Whitney
Plant Scherer Client: Southern Company Data: Scherer Cell 1-CCR

Mann-Whitney (Wilcoxon Rank Sum)



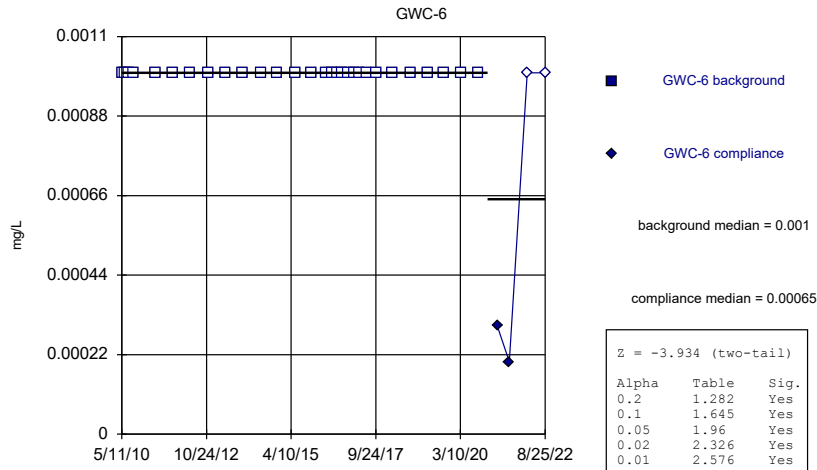
Constituent: Thallium, Total Analysis Run 5/17/2023 12:20 PM View: Mann-Whitney
Plant Scherer Client: Southern Company Data: Scherer Cell 1-CCR

Mann-Whitney (Wilcoxon Rank Sum)



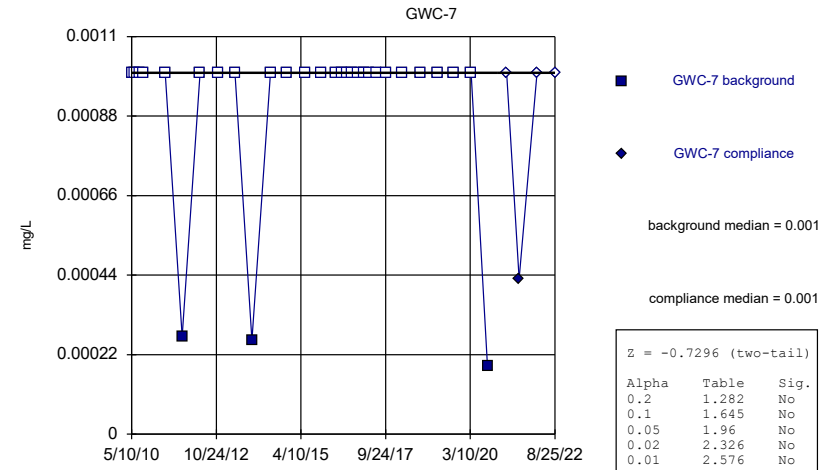
Constituent: Thallium, Total Analysis Run 5/17/2023 12:20 PM View: Mann-Whitney
Plant Scherer Client: Southern Company Data: Scherer Cell 1-CCR

Mann-Whitney (Wilcoxon Rank Sum)



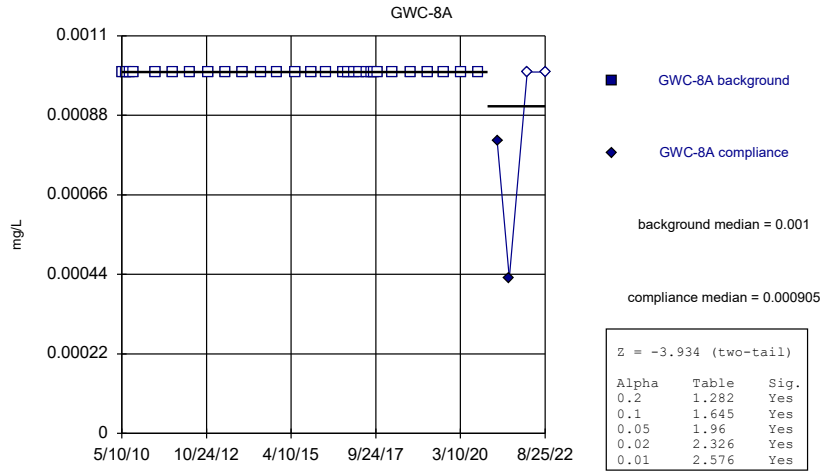
Constituent: Thallium, Total Analysis Run 5/17/2023 12:20 PM View: Mann-Whitney
Plant Scherer Client: Southern Company Data: Scherer Cell 1-CCR

Mann-Whitney (Wilcoxon Rank Sum)



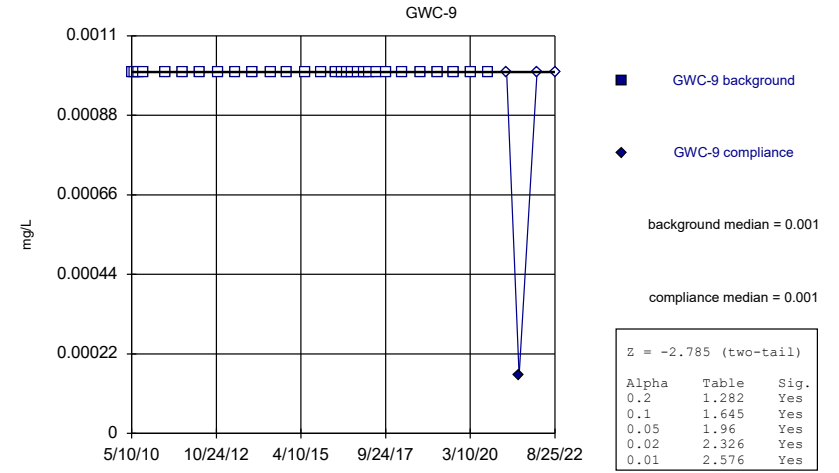
Constituent: Thallium, Total Analysis Run 5/17/2023 12:20 PM View: Mann-Whitney
Plant Scherer Client: Southern Company Data: Scherer Cell 1-CCR

Mann-Whitney (Wilcoxon Rank Sum)



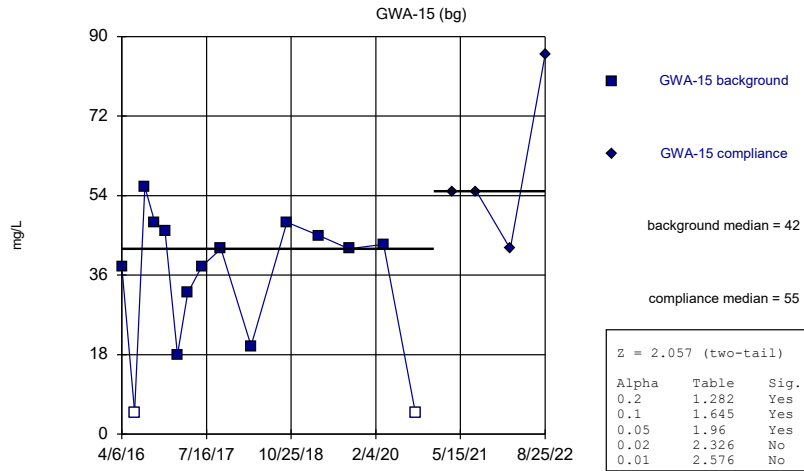
Constituent: Thallium, Total Analysis Run 5/17/2023 12:20 PM View: Mann-Whitney
Plant Scherer Client: Southern Company Data: Scherer Cell 1-CCR

Mann-Whitney (Wilcoxon Rank Sum)



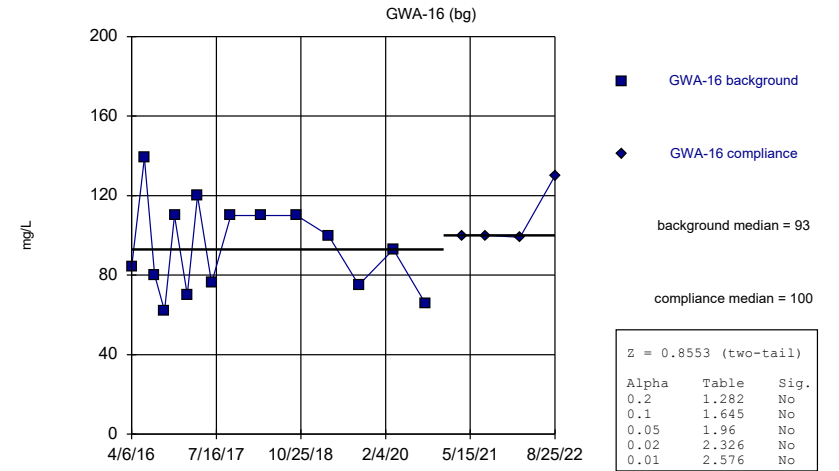
Constituent: Thallium, Total Analysis Run 5/17/2023 12:20 PM View: Mann-Whitney
Plant Scherer Client: Southern Company Data: Scherer Cell 1-CCR

Mann-Whitney (Wilcoxon Rank Sum)



Constituent: Total Dissolved Solids Analysis Run 5/17/2023 12:20 PM View: Mann-Whitney
Plant Scherer Client: Southern Company Data: Scherer Cell 1-CCR

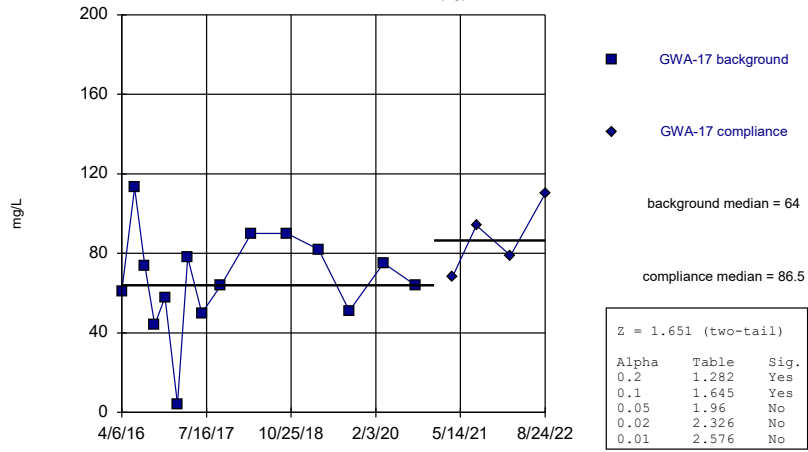
Mann-Whitney (Wilcoxon Rank Sum)



Constituent: Total Dissolved Solids Analysis Run 5/17/2023 12:20 PM View: Mann-Whitney
Plant Scherer Client: Southern Company Data: Scherer Cell 1-CCR

Mann-Whitney (Wilcoxon Rank Sum)

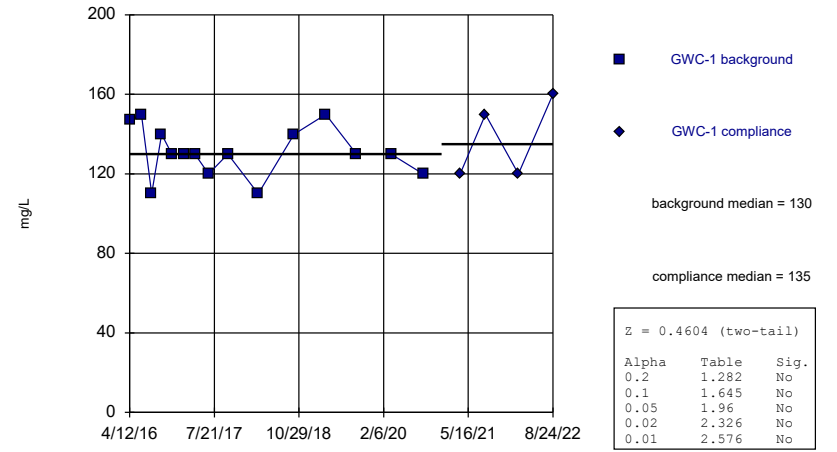
GWA-17 (bg)



Constituent: Total Dissolved Solids Analysis Run 5/17/2023 12:20 PM View: Mann-Whitney
 Plant Scherer Client: Southern Company Data: Scherer Cell 1-CCR

Mann-Whitney (Wilcoxon Rank Sum)

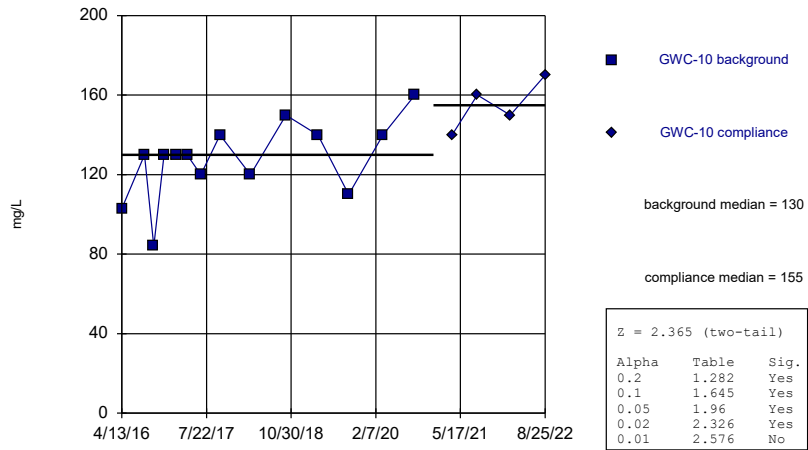
GWC-1



Constituent: Total Dissolved Solids Analysis Run 5/17/2023 12:20 PM View: Mann-Whitney
 Plant Scherer Client: Southern Company Data: Scherer Cell 1-CCR

Mann-Whitney (Wilcoxon Rank Sum)

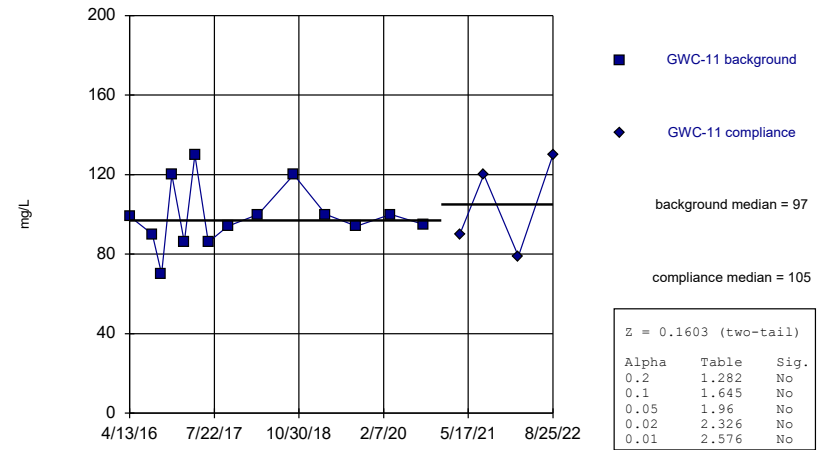
GWC-10



Constituent: Total Dissolved Solids Analysis Run 5/17/2023 12:20 PM View: Mann-Whitney
 Plant Scherer Client: Southern Company Data: Scherer Cell 1-CCR

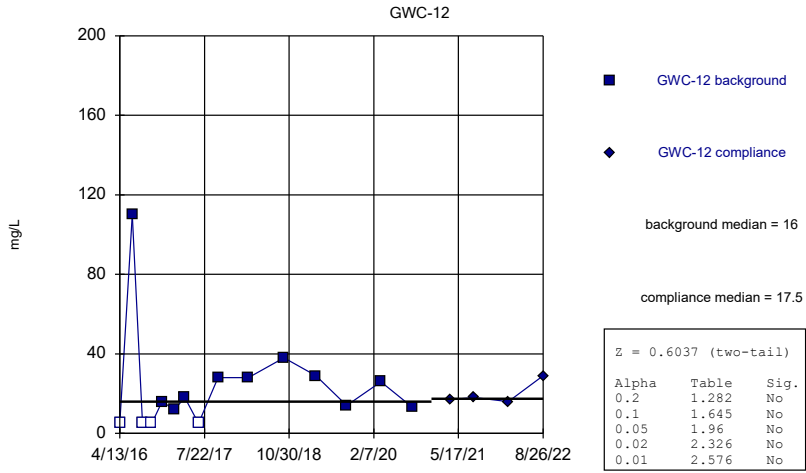
Mann-Whitney (Wilcoxon Rank Sum)

GWC-11



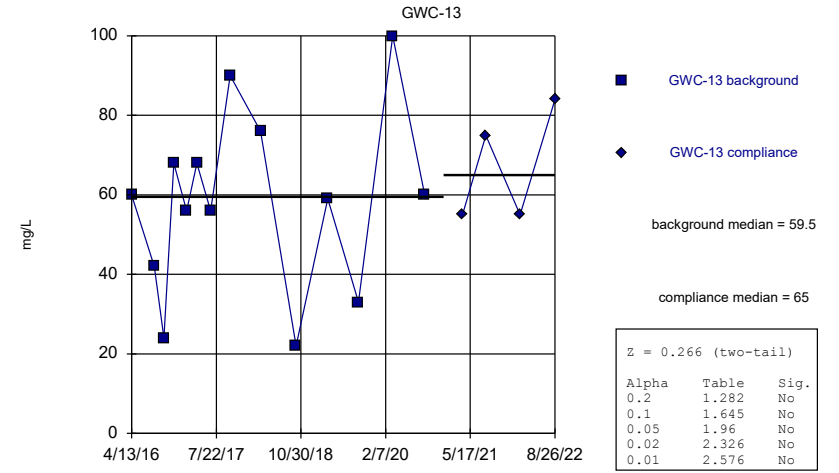
Constituent: Total Dissolved Solids Analysis Run 5/17/2023 12:20 PM View: Mann-Whitney
 Plant Scherer Client: Southern Company Data: Scherer Cell 1-CCR

Mann-Whitney (Wilcoxon Rank Sum)



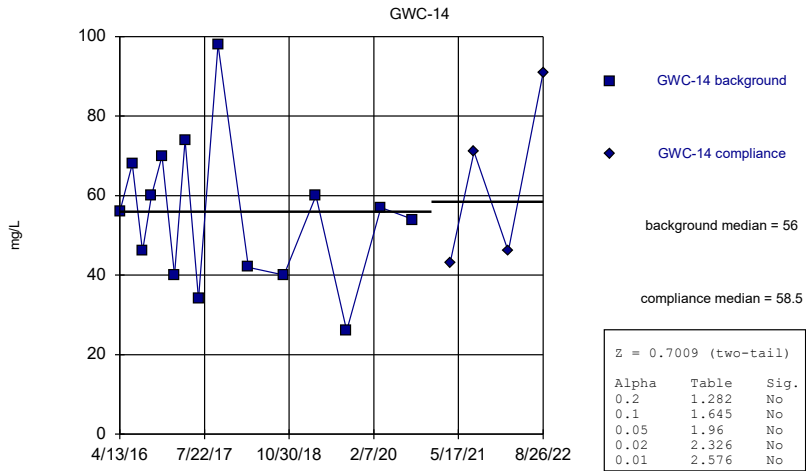
Constituent: Total Dissolved Solids Analysis Run 5/17/2023 12:20 PM View: Mann-Whitney
Plant Scherer Client: Southern Company Data: Scherer Cell 1-CCR

Mann-Whitney (Wilcoxon Rank Sum)



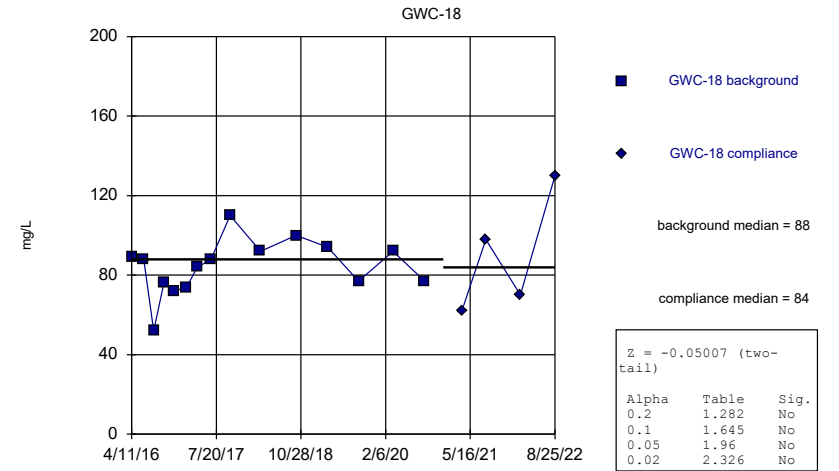
Constituent: Total Dissolved Solids Analysis Run 5/17/2023 12:20 PM View: Mann-Whitney
Plant Scherer Client: Southern Company Data: Scherer Cell 1-CCR

Mann-Whitney (Wilcoxon Rank Sum)



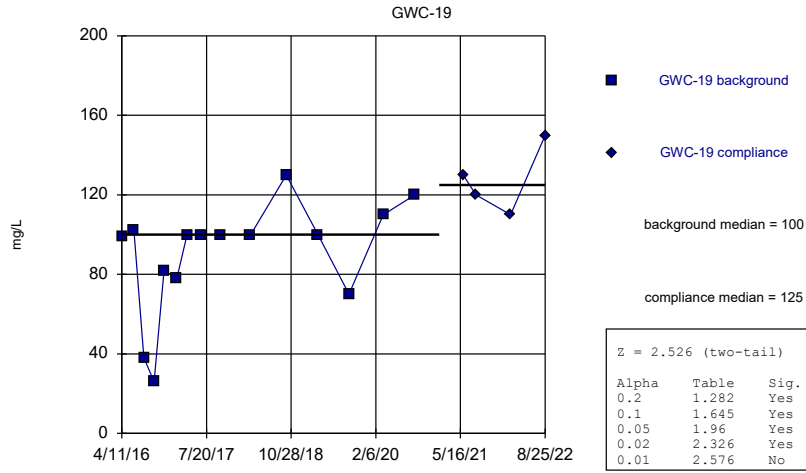
Constituent: Total Dissolved Solids Analysis Run 5/17/2023 12:20 PM View: Mann-Whitney
Plant Scherer Client: Southern Company Data: Scherer Cell 1-CCR

Mann-Whitney (Wilcoxon Rank Sum)



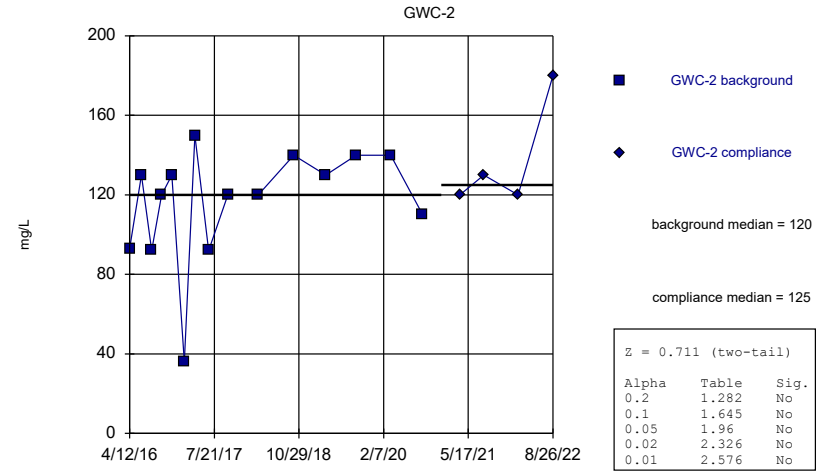
Constituent: Total Dissolved Solids Analysis Run 5/17/2023 12:20 PM View: Mann-Whitney
Plant Scherer Client: Southern Company Data: Scherer Cell 1-CCR

Mann-Whitney (Wilcoxon Rank Sum)



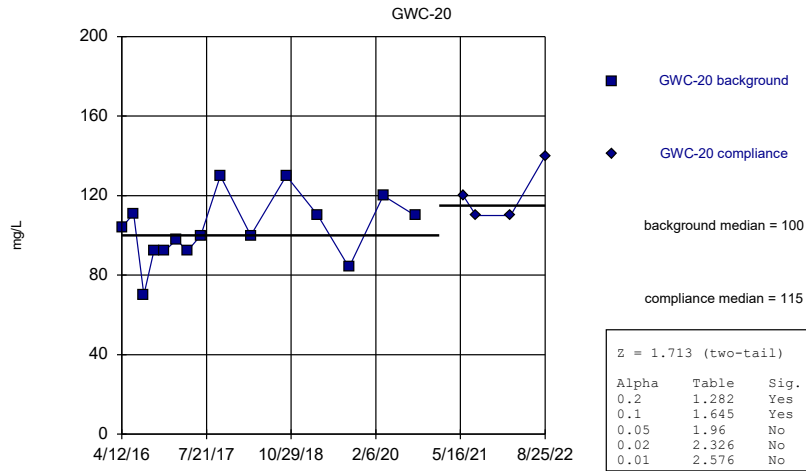
Constituent: Total Dissolved Solids Analysis Run 5/17/2023 12:20 PM View: Mann-Whitney
Plant Scherer Client: Southern Company Data: Scherer Cell 1-CCR

Mann-Whitney (Wilcoxon Rank Sum)



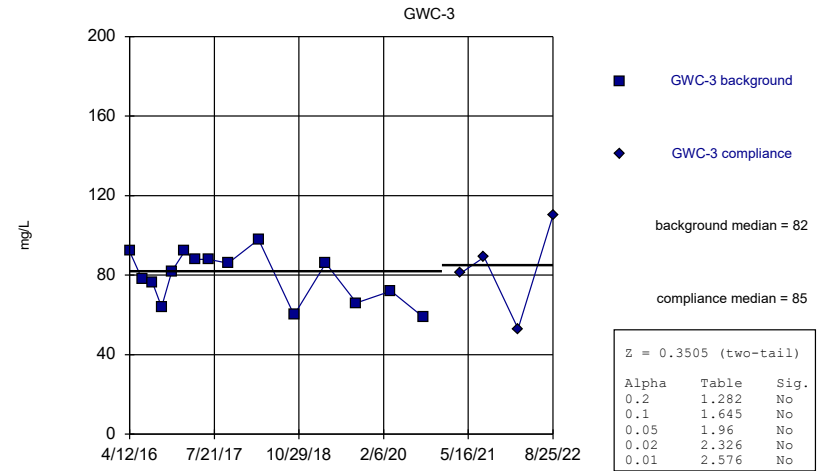
Constituent: Total Dissolved Solids Analysis Run 5/17/2023 12:20 PM View: Mann-Whitney
Plant Scherer Client: Southern Company Data: Scherer Cell 1-CCR

Mann-Whitney (Wilcoxon Rank Sum)



Constituent: Total Dissolved Solids Analysis Run 5/17/2023 12:20 PM View: Mann-Whitney
Plant Scherer Client: Southern Company Data: Scherer Cell 1-CCR

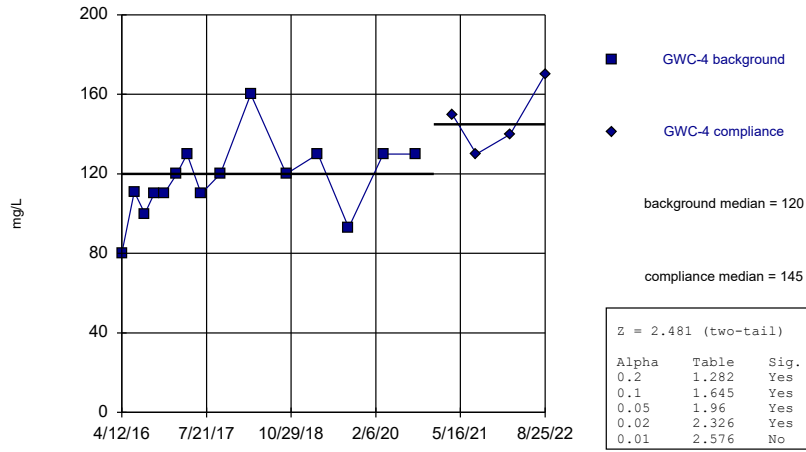
Mann-Whitney (Wilcoxon Rank Sum)



Constituent: Total Dissolved Solids Analysis Run 5/17/2023 12:20 PM View: Mann-Whitney
Plant Scherer Client: Southern Company Data: Scherer Cell 1-CCR

Mann-Whitney (Wilcoxon Rank Sum)

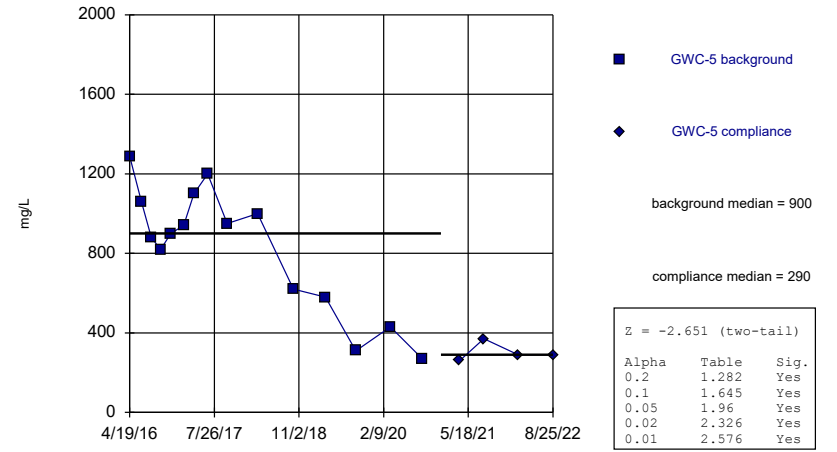
GWC-4



Constituent: Total Dissolved Solids Analysis Run 5/17/2023 12:20 PM View: Mann-Whitney
Plant Scherer Client: Southern Company Data: Scherer Cell 1-CCR

Mann-Whitney (Wilcoxon Rank Sum)

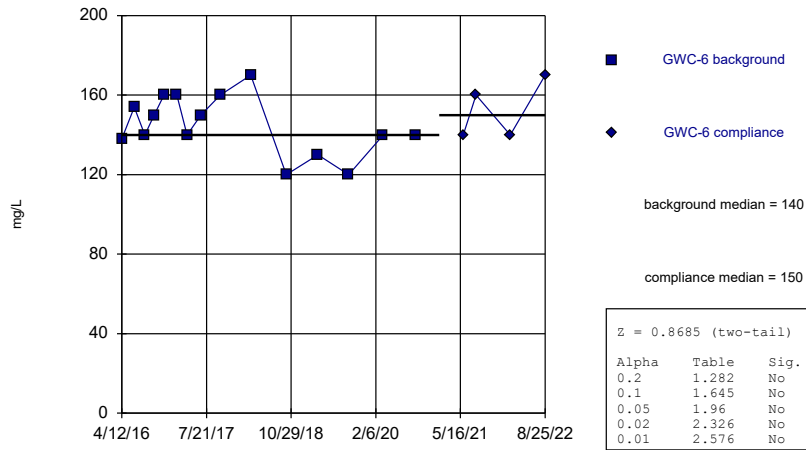
GWC-5



Constituent: Total Dissolved Solids Analysis Run 5/17/2023 12:21 PM View: Mann-Whitney
Plant Scherer Client: Southern Company Data: Scherer Cell 1-CCR

Mann-Whitney (Wilcoxon Rank Sum)

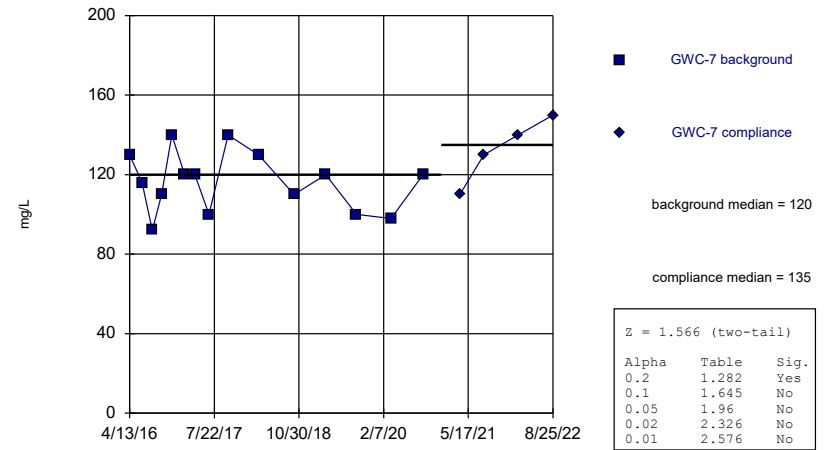
GWC-6



Constituent: Total Dissolved Solids Analysis Run 5/17/2023 12:21 PM View: Mann-Whitney
Plant Scherer Client: Southern Company Data: Scherer Cell 1-CCR

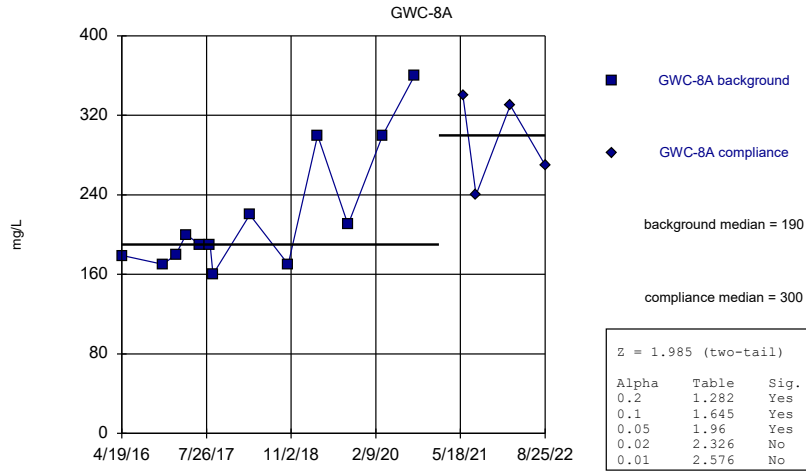
Mann-Whitney (Wilcoxon Rank Sum)

GWC-7



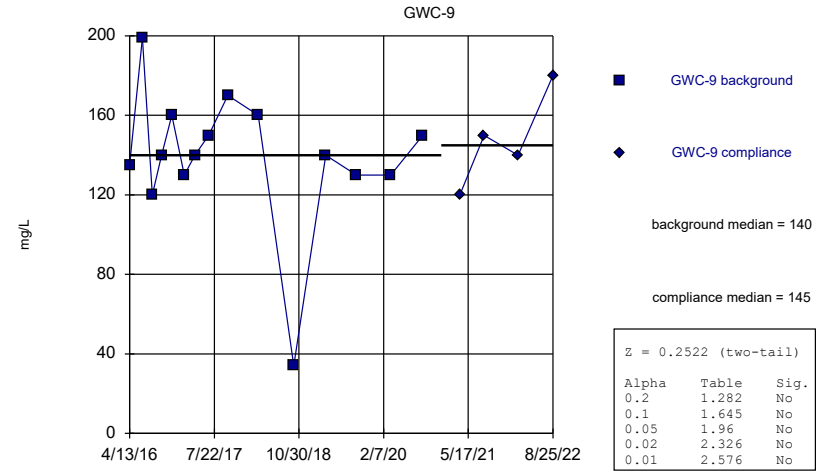
Constituent: Total Dissolved Solids Analysis Run 5/17/2023 12:21 PM View: Mann-Whitney
Plant Scherer Client: Southern Company Data: Scherer Cell 1-CCR

Mann-Whitney (Wilcoxon Rank Sum)



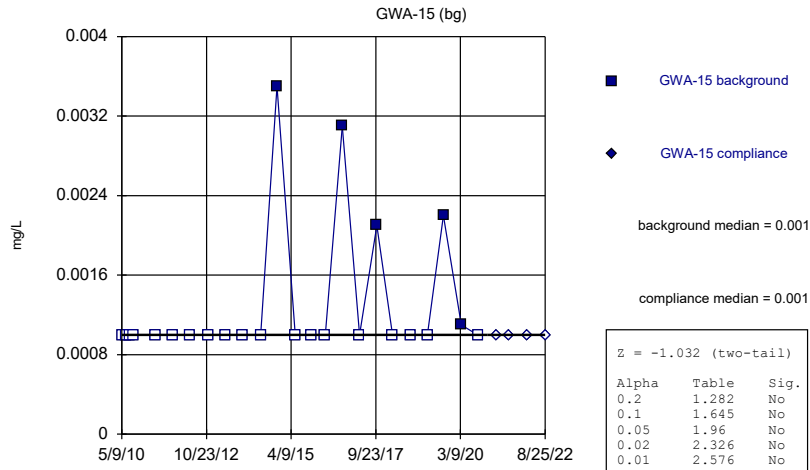
Constituent: Total Dissolved Solids Analysis Run 5/17/2023 12:21 PM View: Mann-Whitney
Plant Scherer Client: Southern Company Data: Scherer Cell 1-CCR

Mann-Whitney (Wilcoxon Rank Sum)



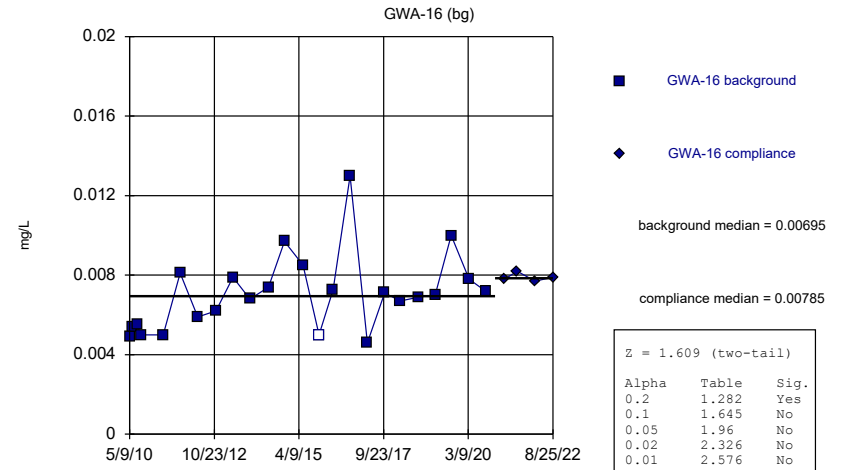
Constituent: Total Dissolved Solids Analysis Run 5/17/2023 12:21 PM View: Mann-Whitney
Plant Scherer Client: Southern Company Data: Scherer Cell 1-CCR

Mann-Whitney (Wilcoxon Rank Sum)



Constituent: Vanadium Analysis Run 5/17/2023 12:21 PM View: Mann-Whitney
Plant Scherer Client: Southern Company Data: Scherer Cell 1-CCR

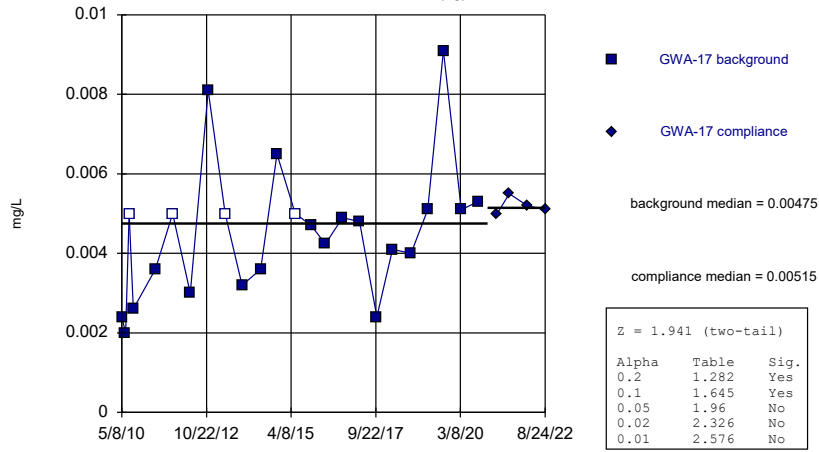
Mann-Whitney (Wilcoxon Rank Sum)



Constituent: Vanadium Analysis Run 5/17/2023 12:21 PM View: Mann-Whitney
Plant Scherer Client: Southern Company Data: Scherer Cell 1-CCR

Mann-Whitney (Wilcoxon Rank Sum)

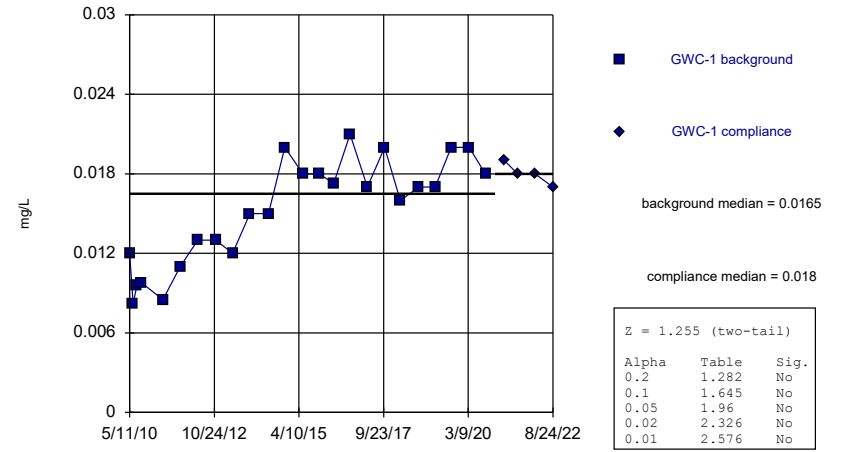
GWA-17 (bg)



Constituent: Vanadium Analysis Run 5/17/2023 12:21 PM View: Mann-Whitney
Plant Scherer Client: Southern Company Data: Scherer Cell 1-CCR

Mann-Whitney (Wilcoxon Rank Sum)

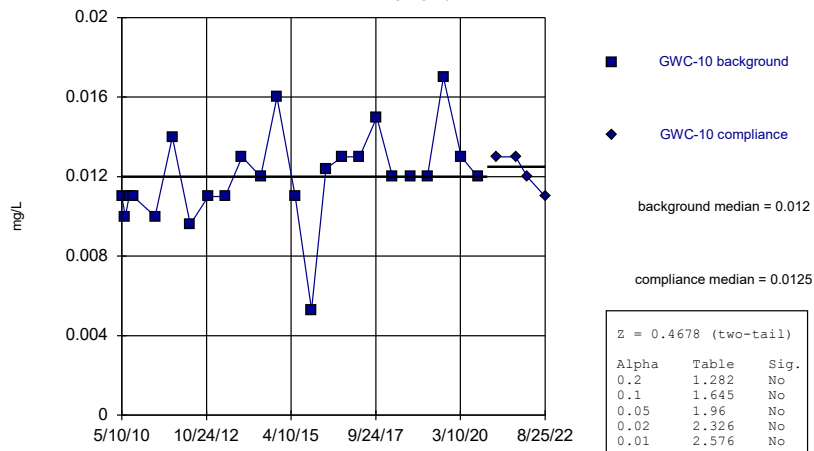
GWC-1



Constituent: Vanadium Analysis Run 5/17/2023 12:21 PM View: Mann-Whitney
Plant Scherer Client: Southern Company Data: Scherer Cell 1-CCR

Mann-Whitney (Wilcoxon Rank Sum)

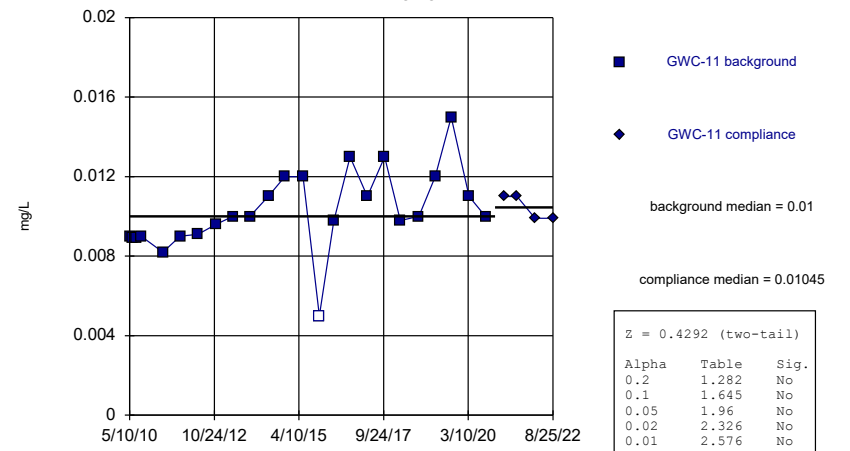
GWC-10



Constituent: Vanadium Analysis Run 5/17/2023 12:21 PM View: Mann-Whitney
Plant Scherer Client: Southern Company Data: Scherer Cell 1-CCR

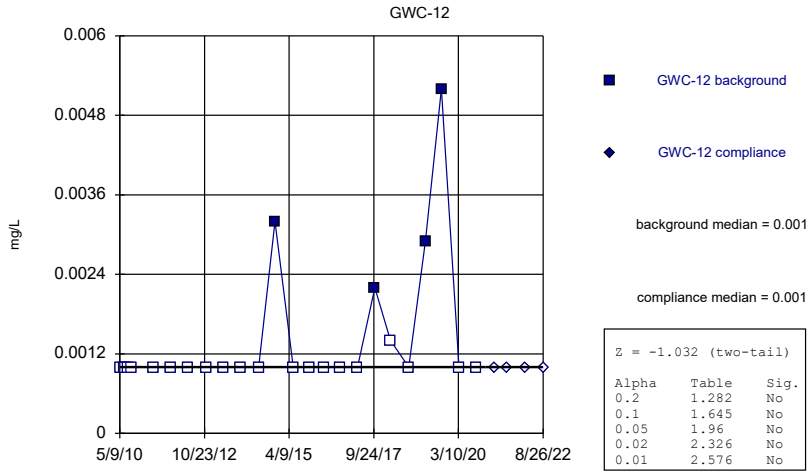
Mann-Whitney (Wilcoxon Rank Sum)

GWC-11



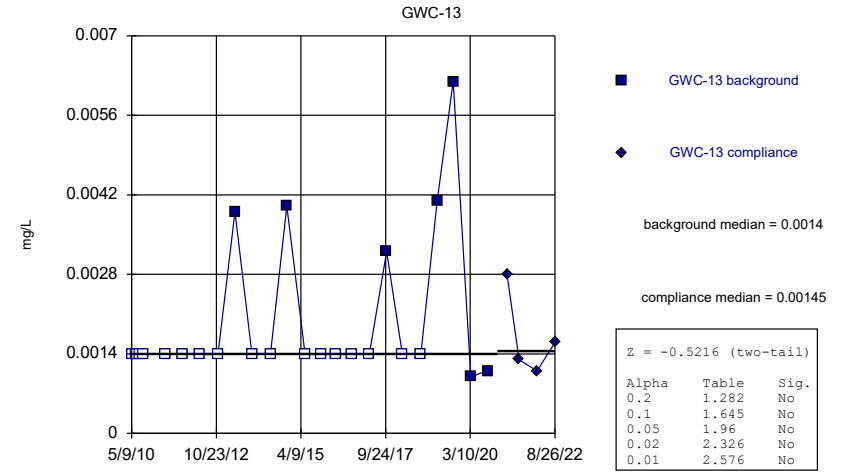
Constituent: Vanadium Analysis Run 5/17/2023 12:21 PM View: Mann-Whitney
Plant Scherer Client: Southern Company Data: Scherer Cell 1-CCR

Mann-Whitney (Wilcoxon Rank Sum)



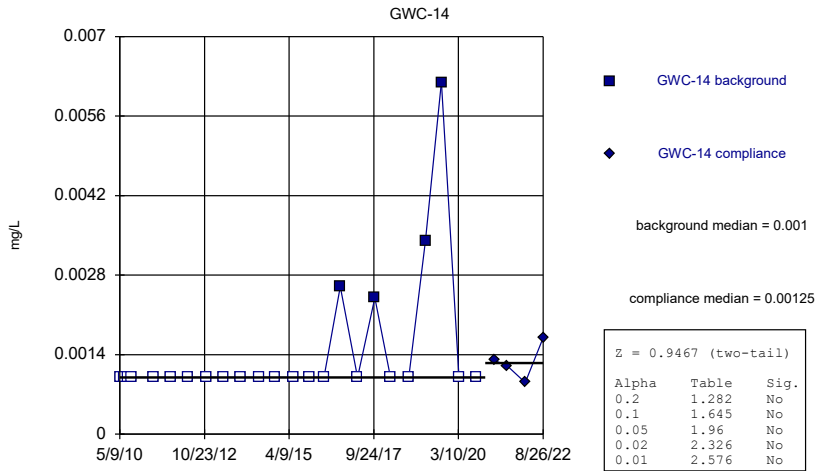
Constituent: Vanadium Analysis Run 5/17/2023 12:21 PM View: Mann-Whitney
Plant Scherer Client: Southern Company Data: Scherer Cell 1-CCR

Mann-Whitney (Wilcoxon Rank Sum)



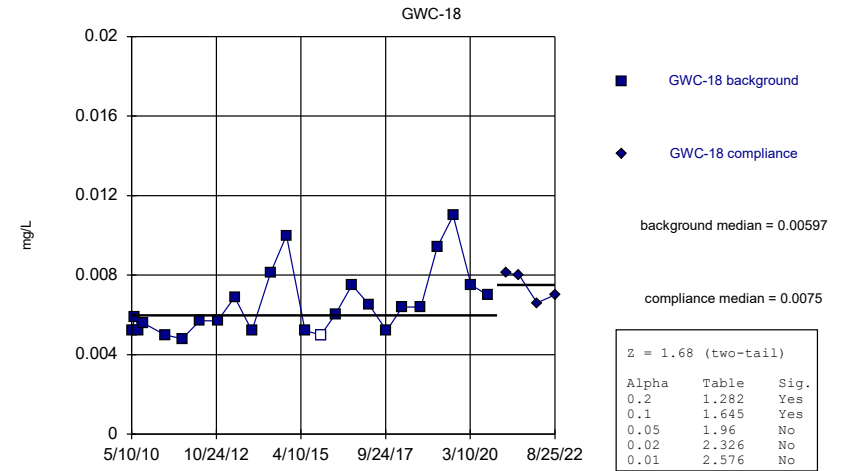
Constituent: Vanadium Analysis Run 5/17/2023 12:21 PM View: Mann-Whitney
Plant Scherer Client: Southern Company Data: Scherer Cell 1-CCR

Mann-Whitney (Wilcoxon Rank Sum)



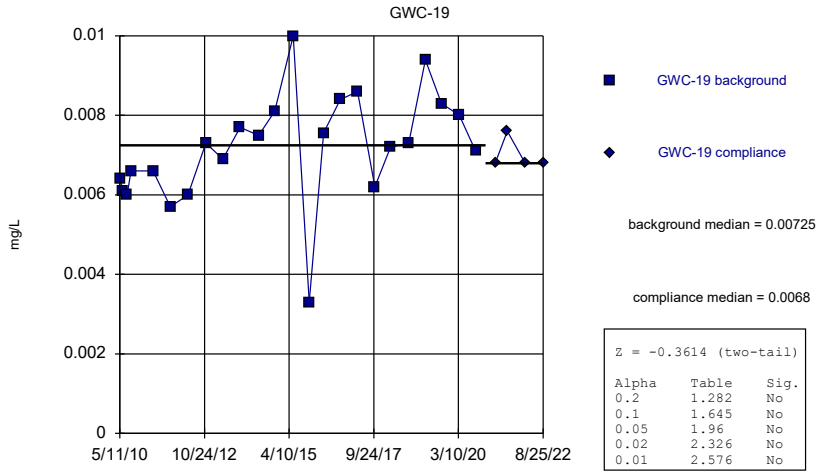
Constituent: Vanadium Analysis Run 5/17/2023 12:21 PM View: Mann-Whitney
Plant Scherer Client: Southern Company Data: Scherer Cell 1-CCR

Mann-Whitney (Wilcoxon Rank Sum)



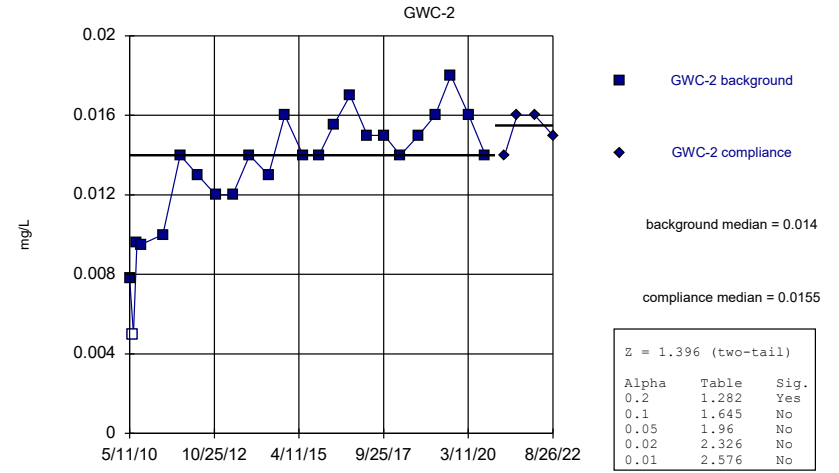
Constituent: Vanadium Analysis Run 5/17/2023 12:21 PM View: Mann-Whitney
Plant Scherer Client: Southern Company Data: Scherer Cell 1-CCR

Mann-Whitney (Wilcoxon Rank Sum)



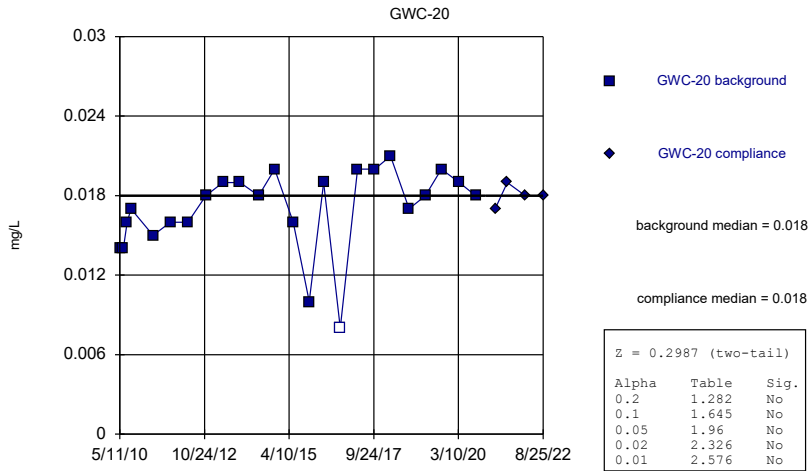
Constituent: Vanadium Analysis Run 5/17/2023 12:21 PM View: Mann-Whitney
Plant Scherer Client: Southern Company Data: Scherer Cell 1-CCR

Mann-Whitney (Wilcoxon Rank Sum)



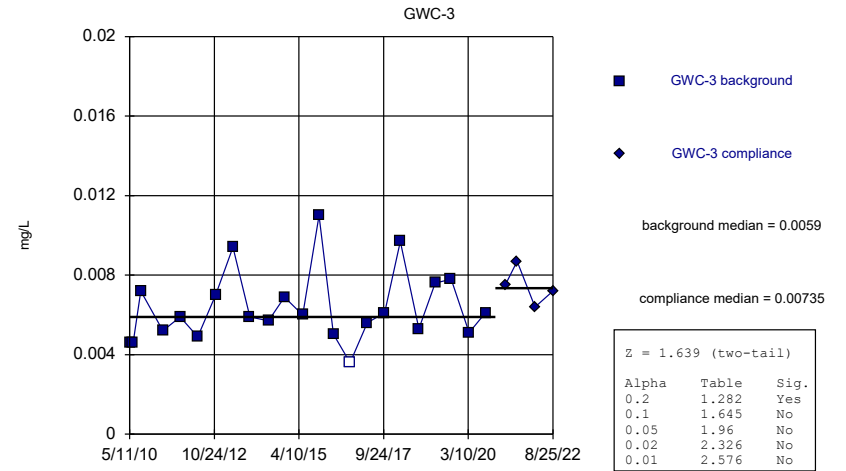
Constituent: Vanadium Analysis Run 5/17/2023 12:21 PM View: Mann-Whitney
Plant Scherer Client: Southern Company Data: Scherer Cell 1-CCR

Mann-Whitney (Wilcoxon Rank Sum)



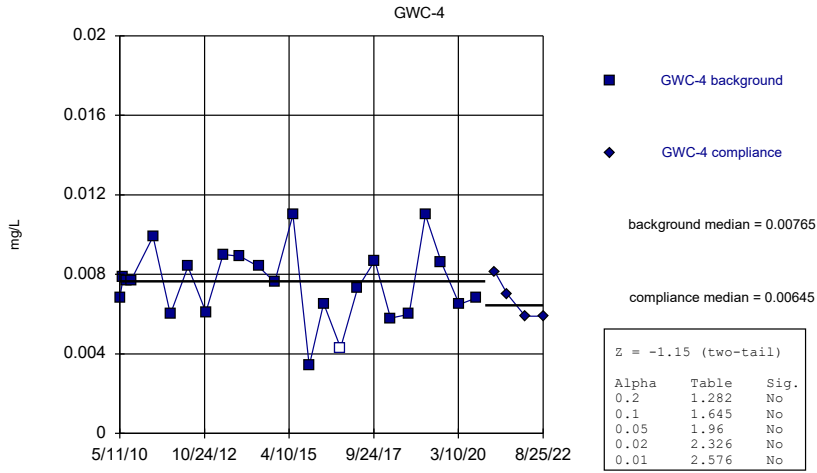
Constituent: Vanadium Analysis Run 5/17/2023 12:21 PM View: Mann-Whitney
Plant Scherer Client: Southern Company Data: Scherer Cell 1-CCR

Mann-Whitney (Wilcoxon Rank Sum)



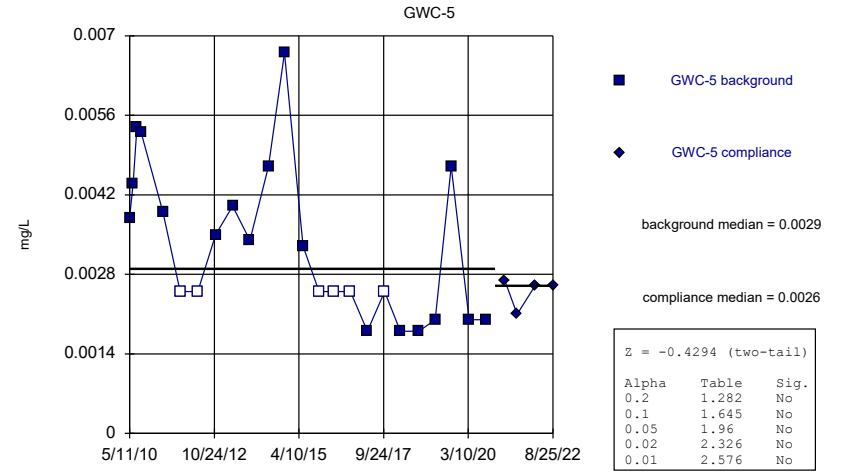
Constituent: Vanadium Analysis Run 5/17/2023 12:21 PM View: Mann-Whitney
Plant Scherer Client: Southern Company Data: Scherer Cell 1-CCR

Mann-Whitney (Wilcoxon Rank Sum)



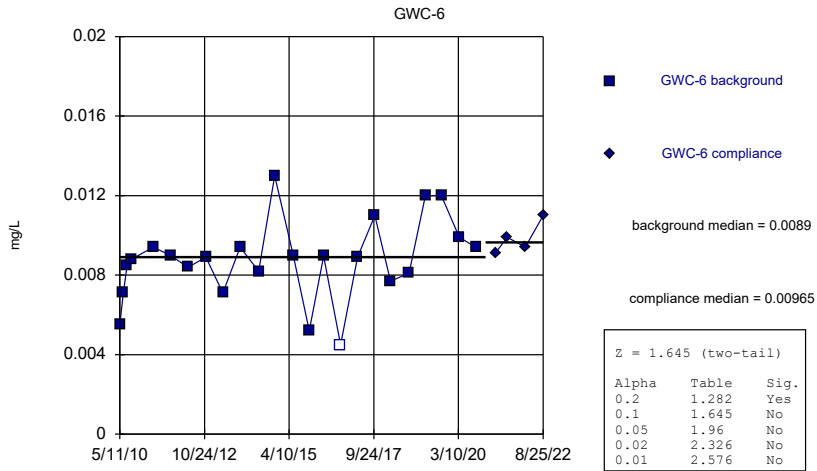
Constituent: Vanadium Analysis Run 5/17/2023 12:21 PM View: Mann-Whitney
Plant Scherer Client: Southern Company Data: Scherer Cell 1-CCR

Mann-Whitney (Wilcoxon Rank Sum)



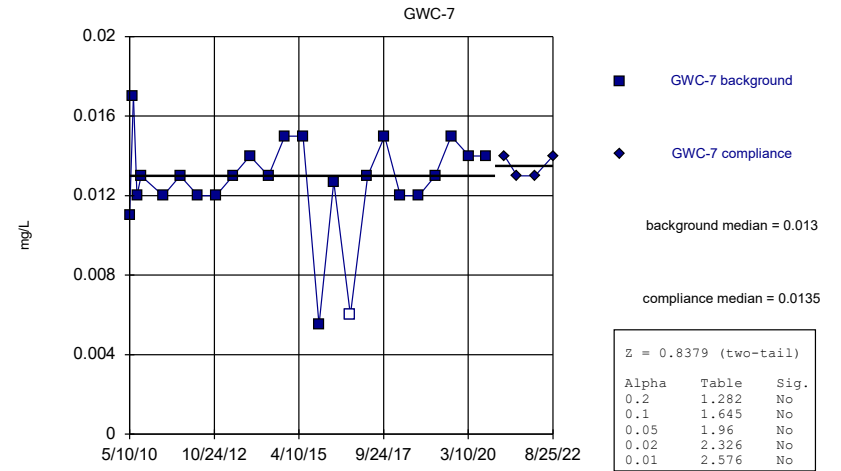
Constituent: Vanadium Analysis Run 5/17/2023 12:21 PM View: Mann-Whitney
Plant Scherer Client: Southern Company Data: Scherer Cell 1-CCR

Mann-Whitney (Wilcoxon Rank Sum)



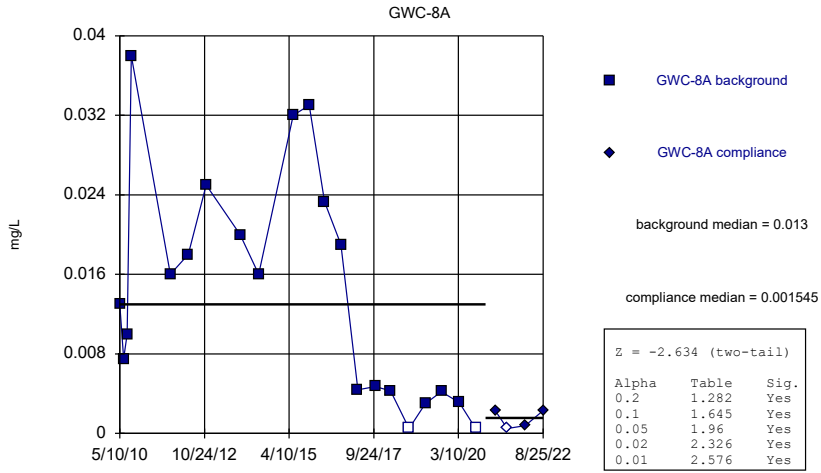
Constituent: Vanadium Analysis Run 5/17/2023 12:21 PM View: Mann-Whitney
Plant Scherer Client: Southern Company Data: Scherer Cell 1-CCR

Mann-Whitney (Wilcoxon Rank Sum)



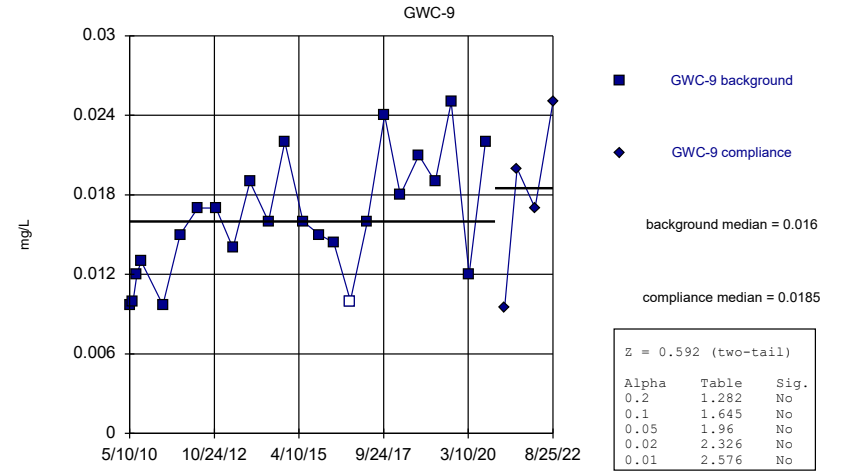
Constituent: Vanadium Analysis Run 5/17/2023 12:21 PM View: Mann-Whitney
Plant Scherer Client: Southern Company Data: Scherer Cell 1-CCR

Mann-Whitney (Wilcoxon Rank Sum)



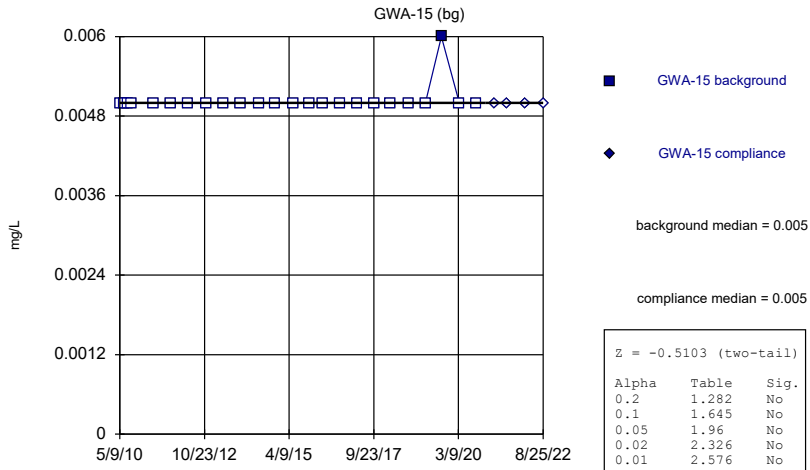
Constituent: Vanadium Analysis Run 5/17/2023 12:21 PM View: Mann-Whitney
Plant Scherer Client: Southern Company Data: Scherer Cell 1-CCR

Mann-Whitney (Wilcoxon Rank Sum)



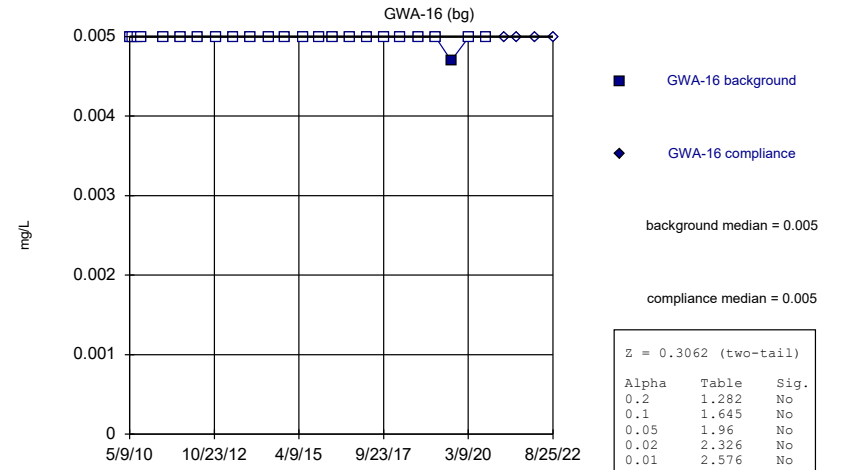
Constituent: Vanadium Analysis Run 5/17/2023 12:21 PM View: Mann-Whitney
Plant Scherer Client: Southern Company Data: Scherer Cell 1-CCR

Mann-Whitney (Wilcoxon Rank Sum)



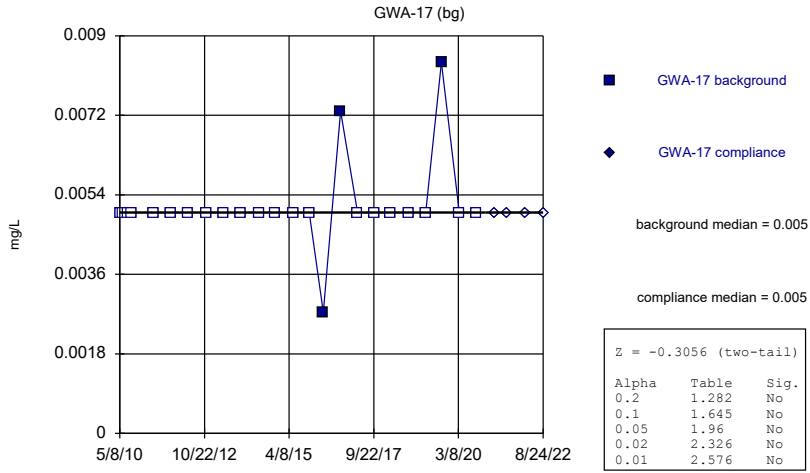
Constituent: Zinc Analysis Run 5/17/2023 12:21 PM View: Mann-Whitney
Plant Scherer Client: Southern Company Data: Scherer Cell 1-CCR

Mann-Whitney (Wilcoxon Rank Sum)



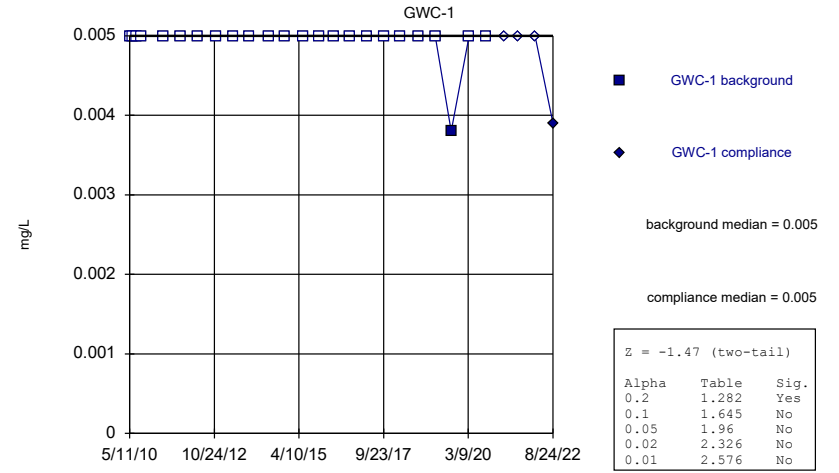
Constituent: Zinc Analysis Run 5/17/2023 12:21 PM View: Mann-Whitney
Plant Scherer Client: Southern Company Data: Scherer Cell 1-CCR

Mann-Whitney (Wilcoxon Rank Sum)



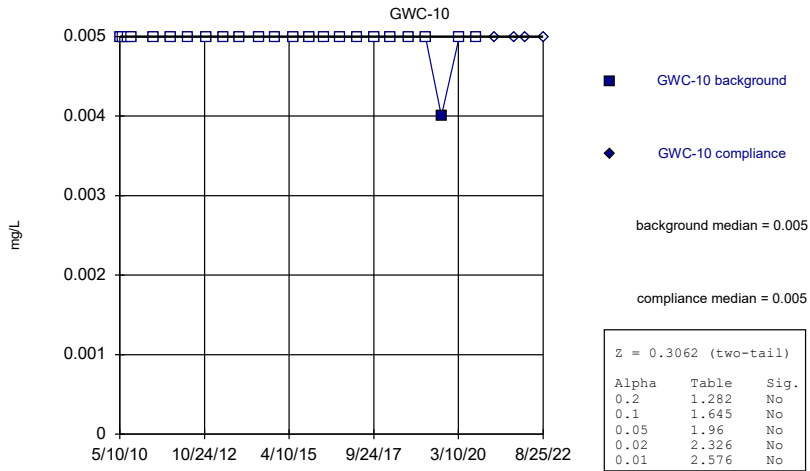
Constituent: Zinc Analysis Run 5/17/2023 12:21 PM View: Mann-Whitney
 Plant Scherer Client: Southern Company Data: Scherer Cell 1-CCR

Mann-Whitney (Wilcoxon Rank Sum)



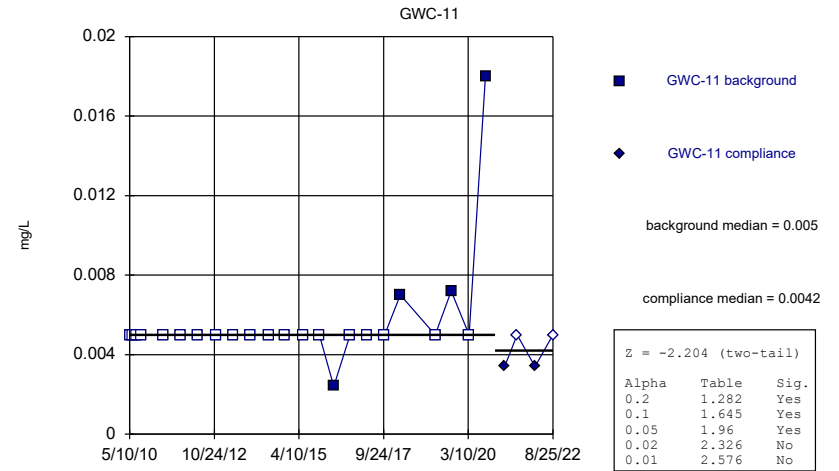
Constituent: Zinc Analysis Run 5/17/2023 12:21 PM View: Mann-Whitney
 Plant Scherer Client: Southern Company Data: Scherer Cell 1-CCR

Mann-Whitney (Wilcoxon Rank Sum)



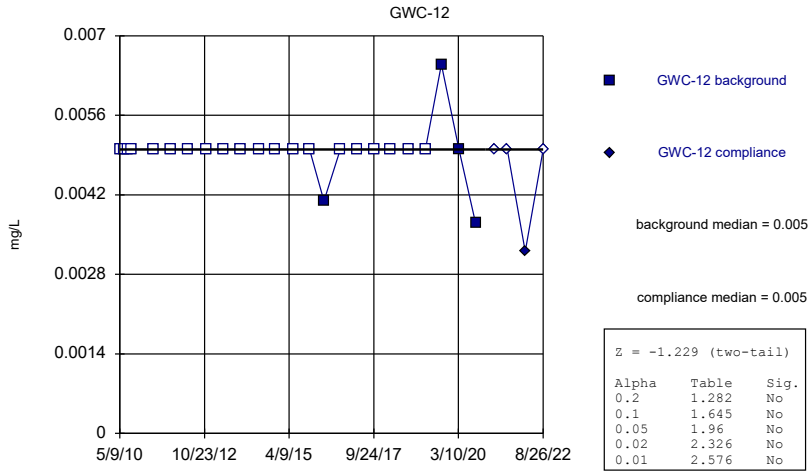
Constituent: Zinc Analysis Run 5/17/2023 12:21 PM View: Mann-Whitney
 Plant Scherer Client: Southern Company Data: Scherer Cell 1-CCR

Mann-Whitney (Wilcoxon Rank Sum)



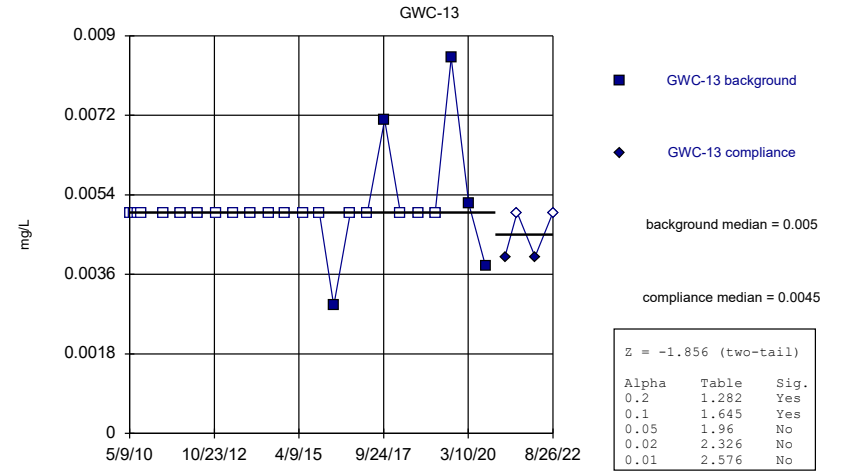
Constituent: Zinc Analysis Run 5/17/2023 12:21 PM View: Mann-Whitney
 Plant Scherer Client: Southern Company Data: Scherer Cell 1-CCR

Mann-Whitney (Wilcoxon Rank Sum)



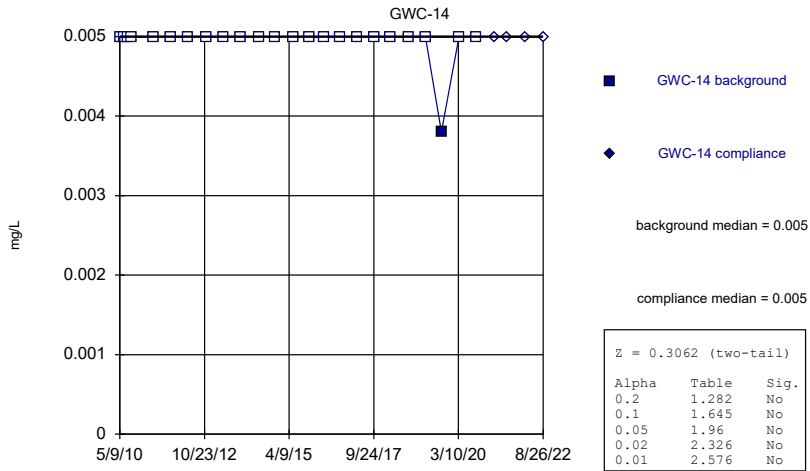
Constituent: Zinc Analysis Run 5/17/2023 12:21 PM View: Mann-Whitney
 Plant Scherer Client: Southern Company Data: Scherer Cell 1-CCR

Mann-Whitney (Wilcoxon Rank Sum)



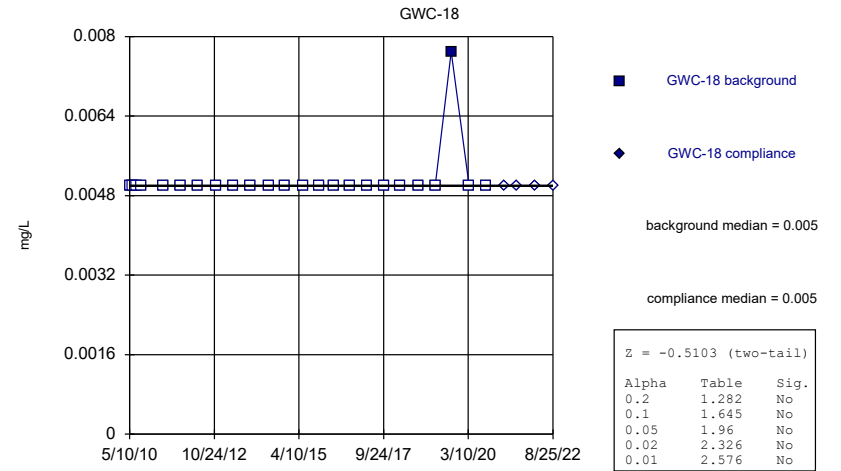
Constituent: Zinc Analysis Run 5/17/2023 12:21 PM View: Mann-Whitney
 Plant Scherer Client: Southern Company Data: Scherer Cell 1-CCR

Mann-Whitney (Wilcoxon Rank Sum)



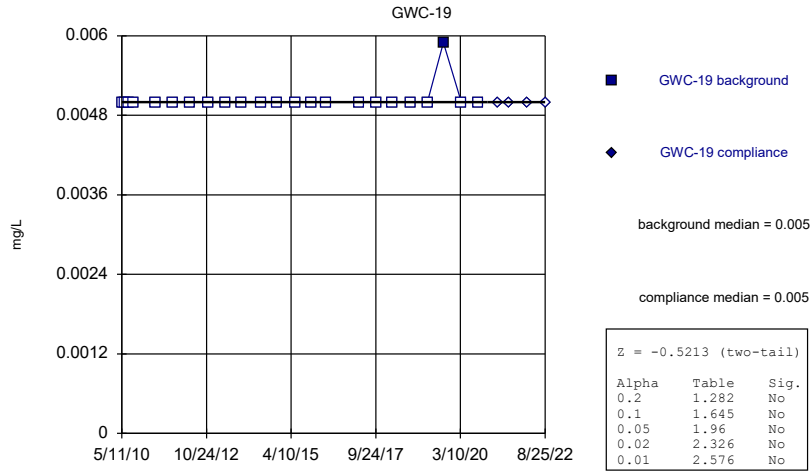
Constituent: Zinc Analysis Run 5/17/2023 12:21 PM View: Mann-Whitney
 Plant Scherer Client: Southern Company Data: Scherer Cell 1-CCR

Mann-Whitney (Wilcoxon Rank Sum)



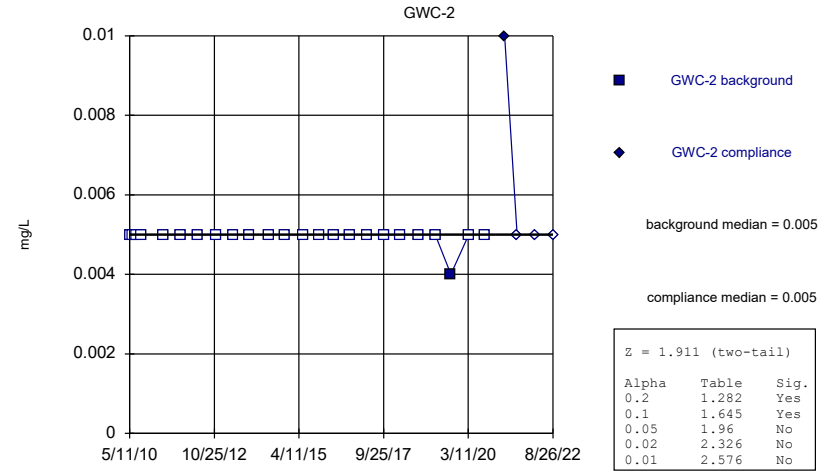
Constituent: Zinc Analysis Run 5/17/2023 12:21 PM View: Mann-Whitney
 Plant Scherer Client: Southern Company Data: Scherer Cell 1-CCR

Mann-Whitney (Wilcoxon Rank Sum)



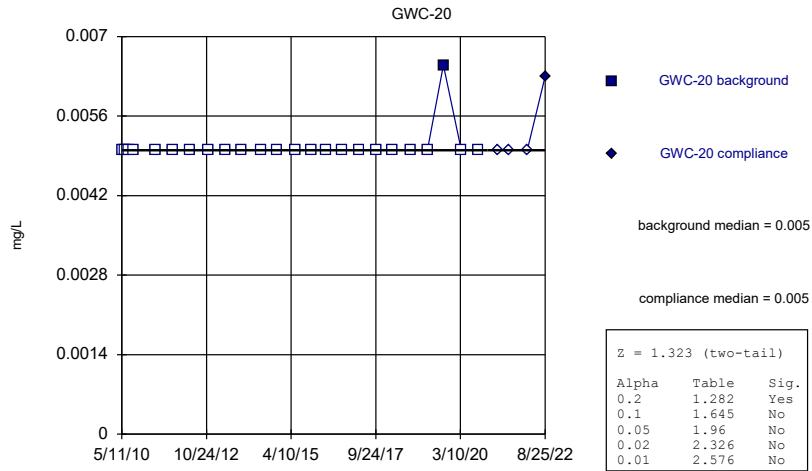
Constituent: Zinc Analysis Run 5/17/2023 12:21 PM View: Mann-Whitney
Plant Scherer Client: Southern Company Data: Scherer Cell 1-CCR

Mann-Whitney (Wilcoxon Rank Sum)



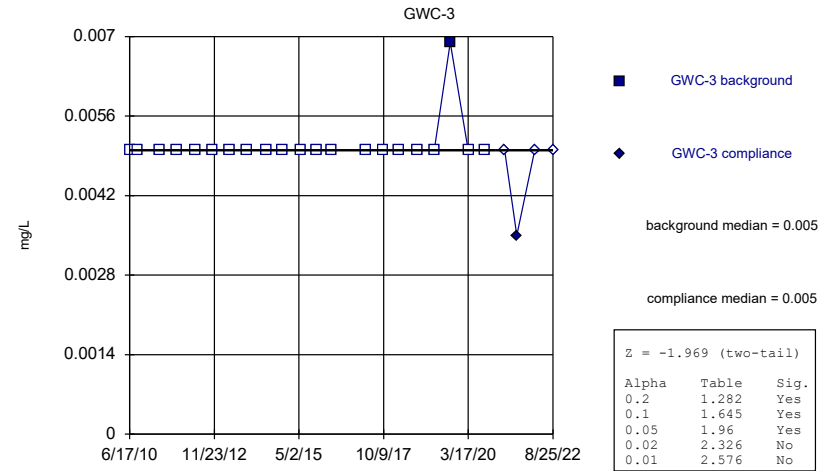
Constituent: Zinc Analysis Run 5/17/2023 12:21 PM View: Mann-Whitney
Plant Scherer Client: Southern Company Data: Scherer Cell 1-CCR

Mann-Whitney (Wilcoxon Rank Sum)



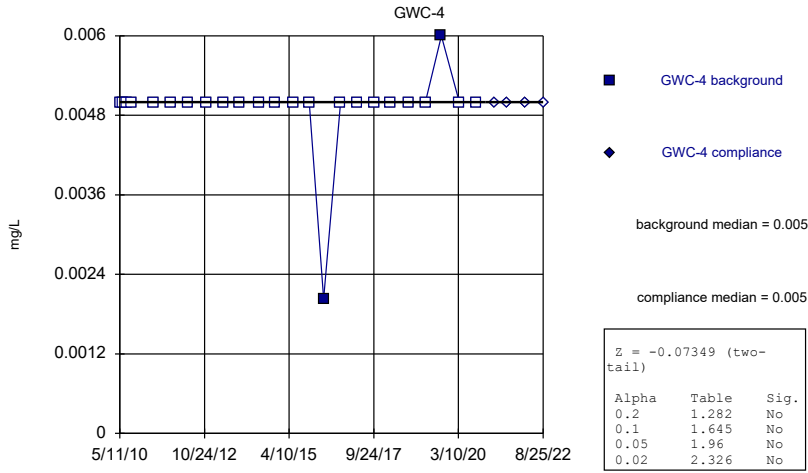
Constituent: Zinc Analysis Run 5/17/2023 12:21 PM View: Mann-Whitney
Plant Scherer Client: Southern Company Data: Scherer Cell 1-CCR

Mann-Whitney (Wilcoxon Rank Sum)



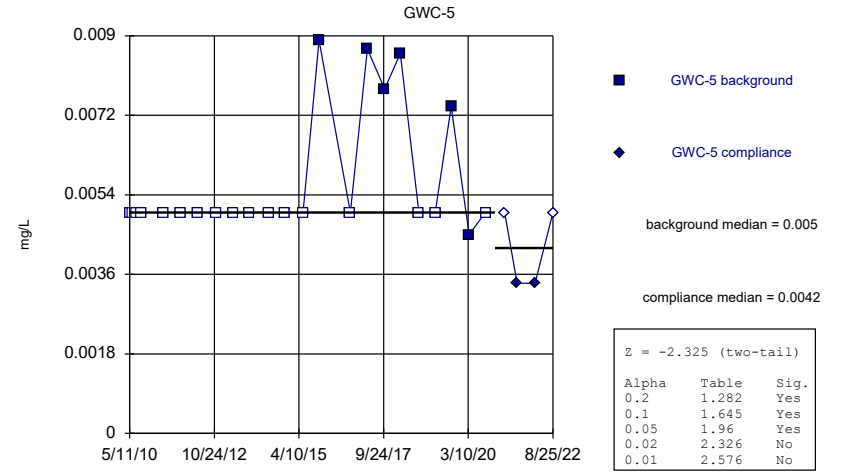
Constituent: Zinc Analysis Run 5/17/2023 12:21 PM View: Mann-Whitney
Plant Scherer Client: Southern Company Data: Scherer Cell 1-CCR

Mann-Whitney (Wilcoxon Rank Sum)



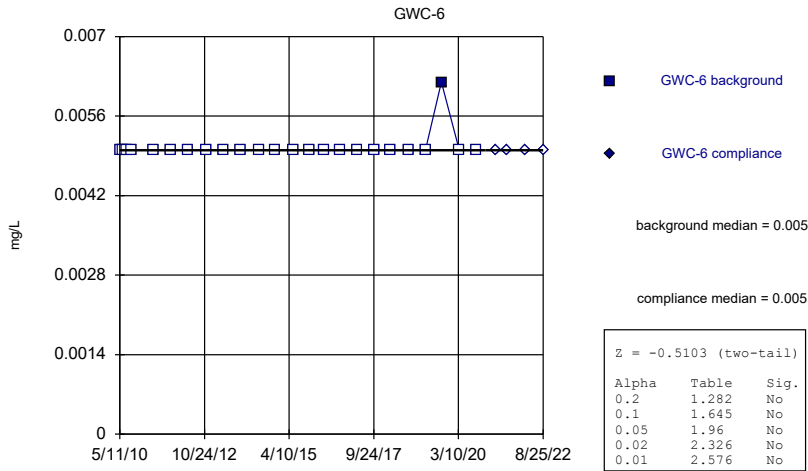
Constituent: Zinc Analysis Run 5/17/2023 12:21 PM View: Mann-Whitney
Plant Scherer Client: Southern Company Data: Scherer Cell 1-CCR

Mann-Whitney (Wilcoxon Rank Sum)



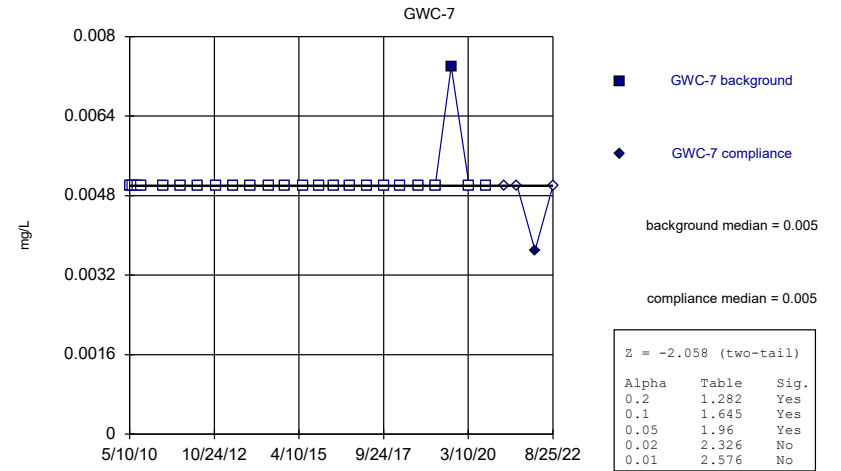
Constituent: Zinc Analysis Run 5/17/2023 12:21 PM View: Mann-Whitney
Plant Scherer Client: Southern Company Data: Scherer Cell 1-CCR

Mann-Whitney (Wilcoxon Rank Sum)



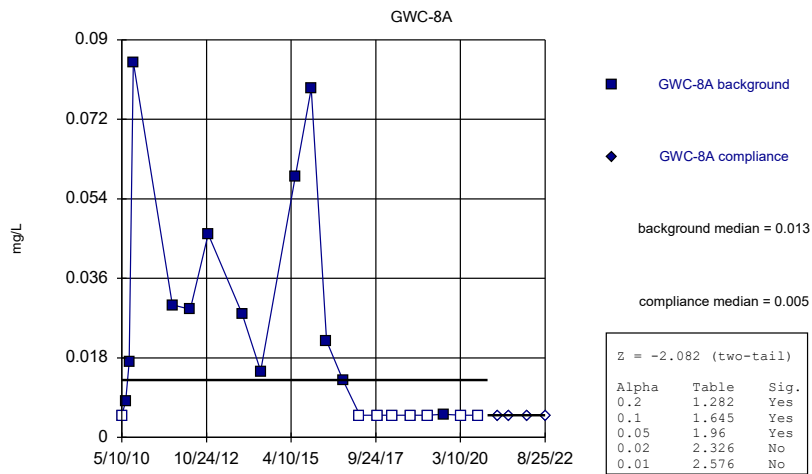
Constituent: Zinc Analysis Run 5/17/2023 12:21 PM View: Mann-Whitney
Plant Scherer Client: Southern Company Data: Scherer Cell 1-CCR

Mann-Whitney (Wilcoxon Rank Sum)



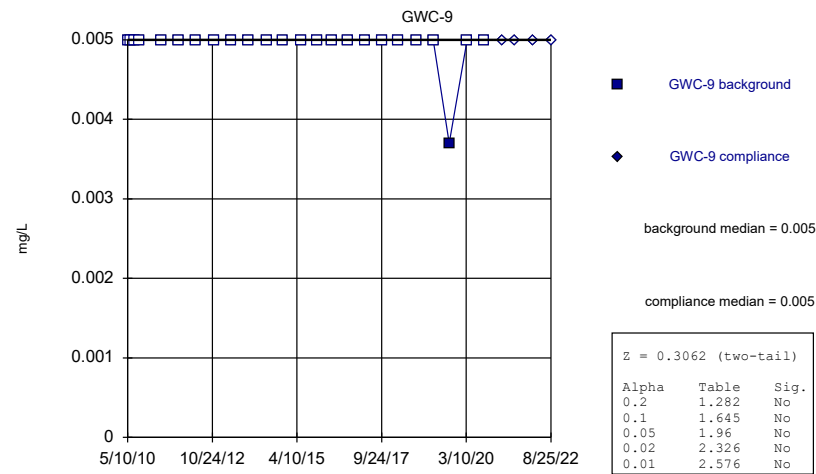
Constituent: Zinc Analysis Run 5/17/2023 12:21 PM View: Mann-Whitney
Plant Scherer Client: Southern Company Data: Scherer Cell 1-CCR

Mann-Whitney (Wilcoxon Rank Sum)



Constituent: Zinc Analysis Run 5/17/2023 12:21 PM View: Mann-Whitney
 Plant Scherer Client: Southern Company Data: Scherer Cell 1-CCR

Mann-Whitney (Wilcoxon Rank Sum)



Constituent: Zinc Analysis Run 5/17/2023 12:21 PM View: Mann-Whitney
 Plant Scherer Client: Southern Company Data: Scherer Cell 1-CCR

Mann-Whitney (Wilcoxon Rank Sum)

Constituent: Antimony, Total (mg/L) Analysis Run 5/17/2023 12:23 PM View: Mann-Whitney

Plant Scherer Client: Southern Company Data: Scherer Cell 1-CCR

	GWA-16	GWA-16
5/9/2010	<0.002	
6/16/2010	<0.002	
7/27/2010	<0.002	
9/7/2010	<0.002	
4/29/2011	<0.002	
10/28/2011	<0.002	
5/2/2012	<0.002	
11/9/2012	<0.002	
5/8/2013	<0.002	
11/6/2013	<0.002	
5/20/2014	<0.002	
11/8/2014	<0.002	
5/22/2015	<0.002	
11/9/2015	<0.002	
4/6/2016	<0.002	
6/15/2016	<0.002	
8/10/2016	<0.002	
10/4/2016	<0.002	
11/29/2016	<0.002	
2/7/2017	0.001 (J)	
4/4/2017	<0.002	
6/20/2017	<0.002	
10/5/2017	<0.002	
3/20/2018	<0.002	
10/2/2018	<0.002	
3/26/2019	<0.002	
9/10/2019	<0.002	
3/18/2020	<0.002	
9/9/2020	<0.002	
4/1/2021		<0.002
8/11/2021		<0.002
2/15/2022		<0.002
8/25/2022		<0.002

Mann-Whitney (Wilcoxon Rank Sum)

Constituent: Antimony, Total (mg/L) Analysis Run 5/17/2023 12:23 PM View: Mann-Whitney
Plant Scherer Client: Southern Company Data: Scherer Cell 1-CCR

	GWC-12	GWC-12
5/9/2010	<0.002	
6/18/2010	<0.002	
7/27/2010	<0.002	
9/8/2010	<0.002	
4/29/2011	<0.002	
10/28/2011	<0.002	
5/3/2012	<0.002	
11/10/2012	<0.002	
5/9/2013	<0.002	
11/6/2013	<0.002	
5/20/2014	<0.002	
11/12/2014	<0.002	
5/23/2015	<0.002	
11/12/2015	<0.002	
4/13/2016	0.000646 (JD)	
6/21/2016	<0.002	
8/15/2016	<0.002	
10/5/2016	<0.002	
12/1/2016	<0.002	
2/8/2017	<0.002	
4/5/2017	<0.002	
6/20/2017	<0.002	
10/5/2017	<0.002	
3/21/2018	<0.002 (D)	
10/2/2018	<0.002	
3/26/2019	<0.002	
9/11/2019	<0.002	
3/18/2020	<0.002	
9/10/2020	<0.002	
4/1/2021		<0.002
8/11/2021		<0.002
2/16/2022		<0.002
8/26/2022		<0.002

Mann-Whitney (Wilcoxon Rank Sum)

Constituent: Antimony, Total (mg/L) Analysis Run 5/17/2023 12:23 PM View: Mann-Whitney

Plant Scherer Client: Southern Company Data: Scherer Cell 1-CCR

	GWC-18	GWC-18
5/10/2010	<0.002	
6/16/2010	<0.002	
7/26/2010	<0.002	
9/7/2010	<0.002	
4/29/2011	<0.002	
10/28/2011	<0.002	
5/2/2012	<0.002	
11/9/2012	<0.002	
5/8/2013	<0.002	
11/6/2013	<0.002	
5/23/2014	<0.002	
11/8/2014	<0.002	
5/22/2015	<0.002	
11/10/2015	<0.002	
4/11/2016	<0.002	
6/16/2016	0.00018 (J)	
8/11/2016	<0.002	
10/5/2016	<0.002	
11/29/2016	<0.002	
2/8/2017	<0.002	
4/6/2017	<0.002	
6/21/2017	<0.002	
10/5/2017	<0.002	
3/20/2018	<0.002	
10/2/2018	<0.002	
3/26/2019	<0.002	
9/11/2019	0.00039 (J)	
3/18/2020	<0.002	
9/9/2020	<0.002	
4/1/2021		<0.002
8/11/2021		<0.002
2/16/2022		<0.002
8/25/2022		<0.002

Mann-Whitney (Wilcoxon Rank Sum)

Constituent: Antimony, Total (mg/L) Analysis Run 5/17/2023 12:23 PM View: Mann-Whitney

Plant Scherer Client: Southern Company Data: Scherer Cell 1-CCR

	GWC-19	GWC-19
5/11/2010	<0.002	
6/16/2010	<0.002	
7/27/2010	<0.002	
9/7/2010	<0.002	
4/29/2011	<0.002	
10/28/2011	<0.002	
5/2/2012	<0.002	
11/9/2012	<0.002	
5/9/2013	<0.002	
11/6/2013	<0.002	
5/22/2014	<0.002	
11/8/2014	<0.002	
5/23/2015	<0.002	
11/10/2015	<0.002	
4/11/2016	<0.002	
6/16/2016	0.00014 (J)	
8/11/2016	<0.002	
10/5/2016	<0.002	
11/29/2016	<0.002	
2/8/2017	<0.002	
4/5/2017	<0.002	
6/21/2017	<0.002	
10/5/2017	<0.002	
3/20/2018	<0.002	
10/2/2018	<0.002	
3/26/2019	<0.002	
9/12/2019	<0.002	
3/19/2020	<0.002	
9/9/2020	<0.002	
4/5/2021		<0.002
8/11/2021		<0.002
2/16/2022		<0.002
8/25/2022		<0.002

Mann-Whitney (Wilcoxon Rank Sum)

Constituent: Antimony, Total (mg/L) Analysis Run 5/17/2023 12:23 PM View: Mann-Whitney

Plant Scherer Client: Southern Company Data: Scherer Cell 1-CCR

	GWC-2	GWC-2
5/11/2010	<0.002	
6/19/2010	<0.002	
7/27/2010	<0.002	
9/9/2010	<0.002	
4/28/2011	<0.002	
10/28/2011	<0.002	
5/3/2012	<0.002	
11/9/2012	<0.002	
5/9/2013	<0.002	
11/5/2013	<0.002	
5/22/2014	<0.002	
11/13/2014	<0.002	
5/24/2015	<0.002	
11/11/2015	<0.002	
4/12/2016	<0.002	
6/16/2016	<0.002	
8/11/2016	<0.002	
10/4/2016	<0.002	
11/30/2016	<0.002	
2/7/2017	<0.002	
4/6/2017	<0.002	
6/20/2017	<0.002	
10/4/2017	<0.002	
3/20/2018	<0.002	
10/2/2018	<0.002	
3/26/2019	<0.002	
9/10/2019	0.00042 (J)	
3/18/2020	<0.002	
9/9/2020	<0.002	
4/1/2021		0.0013 (J)
8/12/2021		<0.002
2/15/2022		<0.002
8/26/2022		<0.002

Mann-Whitney (Wilcoxon Rank Sum)

Constituent: Antimony, Total (mg/L) Analysis Run 5/17/2023 12:23 PM View: Mann-Whitney

Plant Scherer Client: Southern Company Data: Scherer Cell 1-CCR

	GWC-3	GWC-3
5/11/2010	<0.002	
6/17/2010	<0.002	
7/28/2010	<0.002	
9/7/2010	<0.002	
4/29/2011	<0.002	
10/28/2011	<0.002	
5/3/2012	<0.002	
11/9/2012	<0.002	
5/10/2013	<0.002	
11/6/2013	<0.002	
5/22/2014	<0.002	
11/9/2014	<0.002	
5/22/2015	<0.002	
11/10/2015	<0.002	
4/12/2016	<0.002 (D)	
6/20/2016	0.0002 (J)	
8/12/2016	<0.002	
10/5/2016	<0.002	
11/30/2016	<0.002	
2/8/2017	<0.002	
4/6/2017	<0.002	
6/21/2017	<0.002	
10/5/2017	<0.002	
3/21/2018	<0.002	
10/3/2018	<0.002	
3/26/2019	<0.002	
9/10/2019	<0.002	
3/18/2020	<0.002	
9/10/2020	<0.002	
4/6/2021		<0.002
8/12/2021		<0.002
2/15/2022		<0.002
8/25/2022		<0.002

Mann-Whitney (Wilcoxon Rank Sum)

Constituent: Antimony, Total (mg/L) Analysis Run 5/17/2023 12:23 PM View: Mann-Whitney

Plant Scherer Client: Southern Company Data: Scherer Cell 1-CCR

	GWC-4	GWC-4
5/11/2010	<0.002	
6/17/2010	<0.002	
7/28/2010	<0.002	
9/8/2010	<0.002	
4/28/2011	<0.002	
10/29/2011	<0.002	
5/3/2012	<0.002	
11/10/2012	<0.002	
5/10/2013	<0.002	
11/6/2013	<0.002	
5/22/2014	<0.002	
11/9/2014	<0.002	
5/22/2015	<0.002	
11/11/2015	<0.002	
4/12/2016	<0.002	
6/20/2016	<0.002	
8/12/2016	<0.002	
10/6/2016	<0.002	
11/30/2016	<0.002	
2/8/2017	<0.002	
4/6/2017	<0.002	
6/22/2017	<0.002	
10/6/2017	<0.002	
3/21/2018	<0.002	
10/3/2018	<0.002	
3/26/2019	<0.002	
9/10/2019	<0.002	
3/19/2020	<0.002	
9/10/2020	<0.002	
4/2/2021		<0.002
8/12/2021		<0.002
2/15/2022		<0.002
8/25/2022		0.00058 (J)

Mann-Whitney (Wilcoxon Rank Sum)

Constituent: Antimony, Total (mg/L) Analysis Run 5/17/2023 12:23 PM View: Mann-Whitney

Plant Scherer Client: Southern Company Data: Scherer Cell 1-CCR

	GWC-7	GWC-7
5/10/2010	<0.002	
6/18/2010	<0.002	
7/28/2010	<0.002	
9/9/2010	<0.002	
4/30/2011	<0.002	
10/29/2011	<0.002	
5/4/2012	<0.002	
11/10/2012	<0.002	
5/9/2013	<0.002	
11/7/2013	<0.002	
5/21/2014	<0.002	
11/12/2014	<0.002	
5/24/2015	<0.002	
11/11/2015	<0.002	
4/13/2016	<0.002 (D)	
6/20/2016	0.0002 (J)	
8/15/2016	<0.002	
10/6/2016	<0.002	
12/1/2016	<0.002	
2/9/2017	<0.002	
4/7/2017	<0.002	
6/22/2017	<0.002	
10/6/2017	<0.002	
3/22/2018	<0.002	
10/4/2018	<0.002	
3/27/2019	<0.002	
9/11/2019	<0.002	
3/19/2020	<0.002	
9/10/2020	<0.002	
4/1/2021		<0.002
8/11/2021		<0.002
2/15/2022		<0.002
8/25/2022		<0.002

Mann-Whitney (Wilcoxon Rank Sum)

Constituent: Barium, T Total (mg/L) Analysis Run 5/17/2023 12:23 PM View: Mann-Whitney

Plant Scherer Client: Southern Company Data: Scherer Cell 1-CCR

	GWA-15	GWA-15
5/9/2010	0.01 (J)	
6/18/2010	0.01 (J)	
7/28/2010	0.011 (J)	
9/9/2010	0.011 (J)	
4/30/2011	0.0091 (J)	
10/28/2011	0.0096 (J)	
5/2/2012	0.012	
11/9/2012	0.012 (V)	
5/8/2013	0.01	
11/5/2013	0.0098 (J)	
5/20/2014	0.0081 (J)	
11/12/2014	0.0098 (J)	
5/22/2015	0.0088 (J)	
11/11/2015	0.011	
4/6/2016	0.00959 (J)	
6/15/2016	0.0091 (J)	
8/10/2016	0.009	
10/4/2016	<0.0092	
11/30/2016	0.011	
2/7/2017	0.0099	
4/4/2017	0.0092	
6/20/2017	0.0099	
10/4/2017	0.0098	
3/20/2018	0.01	
10/2/2018	0.0099	
3/26/2019	0.0099	
9/10/2019	0.011	
3/18/2020	0.01	
9/9/2020	0.01	
4/1/2021		0.0092 (J)
8/11/2021		0.01
2/15/2022		0.012
8/25/2022		0.012

Mann-Whitney (Wilcoxon Rank Sum)

Constituent: Barium, T Total (mg/L) Analysis Run 5/17/2023 12:23 PM View: Mann-Whitney

Plant Scherer Client: Southern Company Data: Scherer Cell 1-CCR

	GWA-16	GWA-16
5/9/2010	0.031 (J)	
6/16/2010	0.029 (J)	
7/27/2010	0.029 (J)	
9/7/2010	0.028 (J)	
4/29/2011	0.026 (J)	
10/28/2011	0.025	
5/2/2012	0.025	
11/9/2012	0.028 (V)	
5/8/2013	0.029	
11/6/2013	0.026	
5/20/2014	0.025	
11/8/2014	0.026	
5/22/2015	0.026	
11/9/2015	0.024	
4/6/2016	0.026	
6/15/2016	0.023	
8/10/2016	0.022	
10/4/2016	0.024	
11/29/2016	0.023	
2/7/2017	0.024	
4/4/2017	0.022	
6/20/2017	0.025	
10/5/2017	0.023	
3/20/2018	0.023	
10/2/2018	0.023	
3/26/2019	0.024	
9/10/2019	0.039	
3/18/2020	0.027	
9/9/2020	0.024	
4/1/2021		0.024
8/11/2021		0.023
2/15/2022		0.024
8/25/2022		0.025

Mann-Whitney (Wilcoxon Rank Sum)

Constituent: Barium, T Total (mg/L) Analysis Run 5/17/2023 12:23 PM View: Mann-Whitney

Plant Scherer Client: Southern Company Data: Scherer Cell 1-CCR

	GWA-17	GWA-17
5/8/2010	0.048 (J)	
6/16/2010	0.044 (J)	
7/26/2010	0.042 (J)	
9/7/2010	0.04 (J)	
4/29/2011	0.038 (J)	
10/28/2011	0.034	
5/2/2012	0.03	
11/9/2012	0.039 (V)	
5/8/2013	0.034	
11/6/2013	0.032	
5/20/2014	0.03	
11/8/2014	0.031	
5/22/2015	0.033	
11/9/2015	0.034	
4/6/2016	0.0347	
6/15/2016	0.029	
8/10/2016	0.027	
10/5/2016	<0.029	
11/29/2016	0.024	
2/7/2017	0.029	
4/4/2017	0.03	
6/20/2017	0.036	
10/5/2017	0.027	
3/20/2018	0.027	
10/2/2018	0.027	
3/26/2019	0.031	
9/10/2019	0.051	
3/18/2020	0.031	
9/9/2020	0.033	
4/1/2021		0.029
8/11/2021		0.029
2/15/2022		0.031
8/24/2022		0.031

Mann-Whitney (Wilcoxon Rank Sum)

Constituent: Barium, T Total (mg/L) Analysis Run 5/17/2023 12:23 PM View: Mann-Whitney

Plant Scherer Client: Southern Company Data: Scherer Cell 1-CCR

	GWC-1	GWC-1
5/11/2010	0.054 (J)	
6/17/2010	0.054 (J)	
7/27/2010	0.054 (J)	
9/9/2010	0.046 (J)	
4/28/2011	0.057 (J)	
10/29/2011	0.046	
5/3/2012	0.049	
11/9/2012	0.045 (V)	
5/9/2013	0.053	
11/5/2013	0.045	
5/23/2014	0.043	
11/13/2014	0.046	
5/23/2015	0.046	
11/11/2015	0.047	
4/12/2016	0.0474	
6/16/2016	0.044	
8/11/2016	0.04	
10/4/2016	0.048	
11/30/2016	0.043	
2/7/2017	0.042	
4/5/2017	0.041	
6/20/2017	0.046	
10/4/2017	0.044	
3/20/2018	0.042	
10/2/2018	0.043	
3/26/2019	0.044	
9/10/2019	0.046	
3/18/2020	0.049	
9/9/2020	0.046	
4/1/2021		0.047
8/18/2021		0.049
2/15/2022		0.052
8/24/2022		0.043

Mann-Whitney (Wilcoxon Rank Sum)

Constituent: Barium, T Total (mg/L) Analysis Run 5/17/2023 12:23 PM View: Mann-Whitney

Plant Scherer Client: Southern Company Data: Scherer Cell 1-CCR

	GWC-10	GWC-10
5/10/2010	0.024 (J)	
6/16/2010	0.022 (J)	
7/28/2010	0.023 (J)	
9/8/2010	0.023 (J)	
4/29/2011	0.022 (J)	
10/27/2011	0.022	
5/4/2012	0.019	
11/11/2012	0.025 (V)	
5/9/2013	0.024	
11/5/2013	0.025	
5/21/2014	0.024	
11/12/2014	0.026	
5/23/2015	0.026	
11/12/2015	0.026	
4/13/2016	0.0258 (D)	
6/21/2016	0.0286	
8/15/2016	0.024	
10/5/2016	<0.028	
12/1/2016	0.028	
2/8/2017	0.027	
4/6/2017	0.027	
6/21/2017	0.031	
10/5/2017	0.029	
3/21/2018	<0.028 (X)	
10/2/2018	0.029	
3/27/2019		0.027
9/11/2019		0.033
3/18/2020		0.036
9/9/2020		0.036
4/1/2021		0.034
10/18/2021		0.031
2/15/2022		0.036
8/25/2022		0.035

Mann-Whitney (Wilcoxon Rank Sum)

Constituent: Barium, T Total (mg/L) Analysis Run 5/17/2023 12:23 PM View: Mann-Whitney

Plant Scherer Client: Southern Company Data: Scherer Cell 1-CCR

	GWC-11	GWC-11
5/10/2010	0.018 (J)	
6/16/2010	0.018 (J)	
7/27/2010	0.018 (J)	
9/8/2010	0.017 (J)	
4/29/2011	0.016 (J)	
10/27/2011	0.015	
5/4/2012	0.014	
11/10/2012	0.016 (V)	
5/9/2013	0.016	
11/6/2013	0.016	
5/20/2014	0.016	
11/12/2014	0.017	
5/24/2015	0.017	
11/12/2015	0.016	
4/13/2016	0.0159 (D)	
6/21/2016	0.018	
8/15/2016	0.015	
10/5/2016	<0.016	
12/1/2016	0.016	
2/8/2017	0.015	
4/6/2017	0.016	
6/20/2017	0.016	
10/5/2017	0.016	
3/21/2018	<0.016 (X)	
10/2/2018	0.016	
3/27/2019	0.015	
9/11/2019	0.017	
3/18/2020	0.019	
9/10/2020	0.02	
4/1/2021		0.018
8/11/2021		0.017
2/16/2022		0.018
8/25/2022		0.018

Mann-Whitney (Wilcoxon Rank Sum)

Constituent: Barium, T Total (mg/L) Analysis Run 5/17/2023 12:23 PM View: Mann-Whitney

Plant Scherer Client: Southern Company Data: Scherer Cell 1-CCR

	GWC-12	GWC-12
5/9/2010	0.017 (J)	
6/18/2010	0.014 (J)	
7/27/2010	0.015 (J)	
9/8/2010	0.013 (J)	
4/29/2011	0.016 (J)	
10/28/2011	0.013	
5/3/2012	0.012	
11/10/2012	0.015 (V)	
5/9/2013	0.015	
11/6/2013	0.015	
5/20/2014	0.015	
11/12/2014	0.018	
5/23/2015	0.016	
11/12/2015	0.015	
4/13/2016	0.0166 (D)	
6/21/2016	0.0173	
8/15/2016	0.015	
10/5/2016	<0.017	
12/1/2016	0.016	
2/8/2017	0.016	
4/5/2017	0.016	
6/20/2017	0.017	
10/5/2017	0.017	
3/21/2018	<0.017 (X)	
10/2/2018	0.016	
3/26/2019	0.017	
9/11/2019	0.017	
3/18/2020	0.018	
9/10/2020	0.019	
4/1/2021		0.018
8/11/2021		0.018
2/16/2022		0.018
8/26/2022		0.018

Mann-Whitney (Wilcoxon Rank Sum)

Constituent: Barium, T Total (mg/L) Analysis Run 5/17/2023 12:23 PM View: Mann-Whitney

Plant Scherer Client: Southern Company Data: Scherer Cell 1-CCR

	GWC-13	GWC-13
5/9/2010	0.029 (J)	
6/18/2010	0.028 (J)	
7/29/2010	0.029 (J)	
9/9/2010	0.028 (J)	
4/26/2011	0.038 (J)	
10/28/2011	0.026	
5/4/2012	0.024	
11/11/2012	0.027 (V)	
5/8/2013	0.045	
11/7/2013	0.026	
5/20/2014	0.024	
11/12/2014	0.029	
5/24/2015	0.027	
11/12/2015	0.029	
4/13/2016	0.029 (D)	
6/21/2016	0.0306	
8/15/2016	0.026	
10/7/2016	0.031	
12/1/2016	0.031	
2/9/2017	0.032	
4/6/2017	0.029	
6/22/2017	0.034	
10/6/2017	0.031	
3/22/2018	0.034	
10/3/2018	0.03	
3/26/2019		0.035
9/11/2019		0.035
3/18/2020		0.058
9/10/2020		0.037
4/6/2021		0.038
8/11/2021		0.037
2/16/2022		0.035
8/26/2022		0.035

Mann-Whitney (Wilcoxon Rank Sum)

Constituent: Barium, T Total (mg/L) Analysis Run 5/17/2023 12:23 PM View: Mann-Whitney

Plant Scherer Client: Southern Company Data: Scherer Cell 1-CCR

	GWC-14	GWC-14
5/9/2010	0.01 (J)	
6/18/2010	0.0097 (J)	
7/28/2010	0.0096 (J)	
9/9/2010	0.01 (J)	
4/30/2011	0.0096 (J)	
10/28/2011	0.0064 (O)	
5/3/2012	0.0054 (O)	
11/10/2012	0.0094 (J)	
5/8/2013	0.0093 (J)	
11/5/2013	0.009 (J)	
5/20/2014	0.009 (J)	
11/12/2014	0.0098 (J)	
5/24/2015	0.0096 (J)	
11/11/2015	0.0092 (J)	
4/13/2016	0.00929 (JD)	
6/21/2016	0.0106	
8/15/2016	0.0077	
10/4/2016	<0.0091	
12/1/2016	0.0089	
2/7/2017	0.0089	
4/6/2017	0.0085	
6/20/2017	0.0097	
10/5/2017	0.0096	
3/20/2018	0.0091	
10/2/2018	0.0096	
3/26/2019	0.0092	
9/11/2019	0.011	
3/18/2020	0.0099 (J)	
9/9/2020	0.01	
4/1/2021		0.0095 (J)
8/11/2021		0.012
2/16/2022		0.011
8/26/2022		0.011

Mann-Whitney (Wilcoxon Rank Sum)

Constituent: Barium, T Total (mg/L) Analysis Run 5/17/2023 12:23 PM View: Mann-Whitney
Plant Scherer Client: Southern Company Data: Scherer Cell 1-CCR

	GWC-18	GWC-18
5/10/2010	0.039 (J)	
6/16/2010	0.041 (J)	
7/26/2010	0.04 (J)	
9/7/2010	0.038 (J)	
4/29/2011	0.034 (J)	
10/28/2011	0.035	
5/2/2012	0.038	
11/9/2012	0.035 (V)	
5/8/2013	0.037	
11/6/2013	0.036 (V)	
5/23/2014	0.036	
11/8/2014	0.038	
5/22/2015	0.035	
11/10/2015	0.032	
4/11/2016	0.0352	
6/16/2016	0.033	
8/11/2016	0.035	
10/5/2016	<0.032	
11/29/2016	0.034	
2/8/2017	0.032	
4/6/2017	0.031	
6/21/2017	0.035	
10/5/2017	0.034	
3/20/2018	0.033	
10/2/2018	0.032	
3/26/2019	0.033	
9/11/2019	0.035	
3/18/2020	0.036	
9/9/2020	0.036	
4/1/2021		0.035
8/11/2021		0.037
2/16/2022		0.034
8/25/2022		0.035

Mann-Whitney (Wilcoxon Rank Sum)

Constituent: Barium, T Total (mg/L) Analysis Run 5/17/2023 12:23 PM View: Mann-Whitney

Plant Scherer Client: Southern Company Data: Scherer Cell 1-CCR

	GWC-19	GWC-19
5/11/2010	0.018 (J)	
6/16/2010	0.017 (J)	
7/27/2010	0.016 (J)	
9/7/2010	0.017 (J)	
4/29/2011	0.018 (J)	
10/28/2011	0.016	
5/2/2012	0.018	
11/9/2012	0.017 (V)	
5/9/2013	0.017	
11/6/2013	0.018 (V)	
5/22/2014	0.016	
11/8/2014	0.018	
5/23/2015	0.018	
11/10/2015	0.017	
4/11/2016	0.0191	
6/16/2016	0.017	
8/11/2016	0.015	
10/5/2016	<0.018	
11/29/2016	0.017	
2/8/2017	0.017	
4/5/2017	0.017	
6/21/2017	0.019	
10/5/2017	0.018	
3/20/2018	0.019	
10/2/2018	0.018	
3/26/2019		0.018
9/12/2019		0.026
3/19/2020		0.025
9/9/2020		0.026
4/5/2021		0.028
8/11/2021		0.031
2/16/2022		0.027
8/25/2022		0.03

Mann-Whitney (Wilcoxon Rank Sum)

Constituent: Barium, T Total (mg/L) Analysis Run 5/17/2023 12:23 PM View: Mann-Whitney

Plant Scherer Client: Southern Company Data: Scherer Cell 1-CCR

	GWC-2	GWC-2
5/11/2010	0.048 (J)	
6/19/2010	0.033 (J)	
7/27/2010	0.047 (J)	
9/9/2010	0.045 (J)	
4/28/2011	0.048 (J)	
10/28/2011	0.044	
5/3/2012	0.047	
11/9/2012	0.055 (V)	
5/9/2013	0.049	
11/5/2013	0.045	
5/22/2014	0.04	
11/13/2014	0.045	
5/24/2015	0.045	
11/11/2015	0.045	
4/12/2016	0.0519	
6/16/2016	0.045	
8/11/2016	0.04	
10/4/2016	0.044	
11/30/2016	0.044	
2/7/2017	0.044	
4/6/2017	0.041	
6/20/2017	0.045	
10/4/2017	0.047	
3/20/2018	0.045	
10/2/2018	0.044	
3/26/2019	0.045	
9/10/2019	0.047	
3/18/2020	0.048	
9/9/2020	0.047	
4/1/2021		0.044
8/12/2021		0.048
2/15/2022		0.048
8/26/2022		0.045

Mann-Whitney (Wilcoxon Rank Sum)

Constituent: Barium, T Total (mg/L) Analysis Run 5/17/2023 12:23 PM View: Mann-Whitney

Plant Scherer Client: Southern Company Data: Scherer Cell 1-CCR

	GWC-20	GWC-20
5/11/2010	0.032 (J)	
6/17/2010	0.031 (J)	
7/27/2010	0.035 (J)	
9/7/2010	0.032 (J)	
4/29/2011	0.031 (J)	
10/28/2011	0.03	
5/3/2012	0.032	
11/10/2012	0.028 (V)	
5/9/2013	0.029	
11/6/2013	0.03 (V)	
5/22/2014	0.029	
11/9/2014	0.032	
5/24/2015	0.029	
11/10/2015	0.026	
4/12/2016	0.033	
6/16/2016	0.028	
8/11/2016	0.026	
10/5/2016	0.03	
11/30/2016	0.03	
2/8/2017	0.033	
4/6/2017	0.033	
6/21/2017	0.03	
10/5/2017	0.028	
3/21/2018	<0.03 (X)	
10/3/2018	0.028	
3/26/2019	0.03	
9/12/2019	0.035	
3/19/2020	0.032	
9/10/2020	0.031	
4/5/2021		0.029
8/11/2021		0.031
2/16/2022		0.03
8/25/2022		0.031

Mann-Whitney (Wilcoxon Rank Sum)

Constituent: Barium, T Total (mg/L) Analysis Run 5/17/2023 12:23 PM View: Mann-Whitney

Plant Scherer Client: Southern Company Data: Scherer Cell 1-CCR

	GWC-3	GWC-3
5/11/2010	0.039	
6/17/2010	0.017	
7/28/2010	0.071 (O)	
9/7/2010	0.026	
4/29/2011	0.016	
10/28/2011	0.014	
5/3/2012	0.017	
11/9/2012	0.022 (V)	
5/10/2013	0.025	
11/6/2013	0.015	
5/22/2014	0.016	
11/9/2014	0.017	
5/22/2015	0.017	
11/10/2015	0.018	
4/12/2016	0.0169 (D)	
6/20/2016	0.014	
8/12/2016	0.018	
10/5/2016	0.015	
11/30/2016	0.018	
2/8/2017	0.018	
4/6/2017	0.017	
6/21/2017	0.02	
10/5/2017	0.017	
3/21/2018	<0.018 (X)	
10/3/2018	0.016	
3/26/2019	0.015	
9/10/2019	0.014	
3/18/2020	0.013	
9/10/2020	0.015	
4/6/2021		0.014
8/12/2021		0.019
2/15/2022		0.013
8/25/2022		0.013

Mann-Whitney (Wilcoxon Rank Sum)

Constituent: Barium, T Total (mg/L) Analysis Run 5/17/2023 12:23 PM View: Mann-Whitney

Plant Scherer Client: Southern Company Data: Scherer Cell 1-CCR

	GWC-4	GWC-4
5/11/2010	0.031 (J)	
6/17/2010	0.033 (J)	
7/28/2010	0.033 (J)	
9/8/2010	0.033 (J)	
4/28/2011	0.039 (J)	
10/29/2011	0.029	
5/3/2012	0.036	
11/10/2012	0.032 (V)	
5/10/2013	0.035	
11/6/2013	0.037	
5/22/2014	0.031	
11/9/2014	0.034	
5/22/2015	0.039	
11/11/2015	0.042	
4/12/2016	0.0386	
6/20/2016	0.031	
8/12/2016	0.033	
10/6/2016	0.042	
11/30/2016	0.04	
2/8/2017	0.042	
4/6/2017	0.041	
6/22/2017	0.047	
10/6/2017	0.045	
3/21/2018	0.045	
10/3/2018	0.042	
3/26/2019	0.053	
9/10/2019	0.037	
3/19/2020	0.045	
9/10/2020	0.045	
4/2/2021		0.047
8/12/2021		0.049
2/15/2022		0.055
5/12/2022		0.06 (R)
8/25/2022		0.054
12/28/2022		0.065 (R)

Mann-Whitney (Wilcoxon Rank Sum)

Constituent: Barium, T Total (mg/L) Analysis Run 5/17/2023 12:23 PM View: Mann-Whitney

Plant Scherer Client: Southern Company Data: Scherer Cell 1-CCR

	GWC-5	GWC-5
5/11/2010	0.034 (J)	
6/18/2010	0.028 (J)	
7/27/2010	0.026 (J)	
9/9/2010	0.022 (J)	
4/29/2011	0.016 (J)	
10/28/2011	0.014	
5/4/2012	0.017	
11/10/2012	0.014 (V)	
5/9/2013	0.016	
11/6/2013	0.016	
5/22/2014	0.016	
11/9/2014	0.018	
5/24/2015	0.11	
11/11/2015	0.12	
4/19/2016	0.099	
6/22/2016	0.074	
8/16/2016	0.045	
10/6/2016	0.046	
12/1/2016	0.046	
2/9/2017	0.055	
4/6/2017	0.057	
6/21/2017	0.062	
10/5/2017	0.052	
3/22/2018	0.048	
10/3/2018	0.036	
3/27/2019	0.038	
9/11/2019	0.039	
3/18/2020	0.04	
9/9/2020	0.033	
4/1/2021		0.04
8/12/2021		0.036
2/15/2022		0.038
8/25/2022		0.031

Mann-Whitney (Wilcoxon Rank Sum)

Constituent: Barium, T Total (mg/L) Analysis Run 5/17/2023 12:23 PM View: Mann-Whitney

Plant Scherer Client: Southern Company Data: Scherer Cell 1-CCR

	GWC-6	GWC-6
5/11/2010	0.053 (J)	
6/18/2010	0.055 (J)	
7/27/2010	0.053 (J)	
9/9/2010	0.05 (J)	
4/30/2011	0.05 (J)	
10/29/2011	0.045	
5/4/2012	0.051	
11/10/2012	0.048 (V)	
5/9/2013	0.048	
11/7/2013	0.049	
5/21/2014	0.048	
11/9/2014	0.053	
5/24/2015	0.061	
11/11/2015	0.063	
4/12/2016	0.0626	
6/20/2016	0.057	
8/12/2016	0.053	
10/6/2016	0.053	
11/30/2016	0.06	
2/9/2017	0.054	
4/6/2017	0.055	
6/21/2017	0.063	
10/6/2017	0.054	
3/21/2018	0.056	
10/3/2018	0.051	
3/26/2019	0.052	
9/11/2019	0.059	
3/18/2020	0.05	
9/10/2020	0.056	
4/5/2021		0.054
8/11/2021		0.054
2/15/2022		0.057
8/25/2022		0.055

Mann-Whitney (Wilcoxon Rank Sum)

Constituent: Barium, T Total (mg/L) Analysis Run 5/17/2023 12:23 PM View: Mann-Whitney

Plant Scherer Client: Southern Company Data: Scherer Cell 1-CCR

	GWC-7	GWC-7
5/10/2010	0.029 (J)	
6/18/2010	0.044 (J)	
7/28/2010	0.028 (J)	
9/9/2010	0.029 (J)	
4/30/2011	0.025 (J)	
10/29/2011	0.026	
5/4/2012	0.032	
11/10/2012	0.028 (V)	
5/9/2013	0.03	
11/7/2013	0.031	
5/21/2014	0.029	
11/12/2014	0.031	
5/24/2015	0.039	
11/11/2015	0.032	
4/13/2016	0.0328 (D)	
6/20/2016	0.03	
8/15/2016	0.033	
10/6/2016	0.032	
12/1/2016	0.034	
2/9/2017	0.032	
4/7/2017	0.031	
6/22/2017	0.035	
10/6/2017	0.034	
3/22/2018	0.035	
10/4/2018	0.031	
3/27/2019	0.033	
9/11/2019	0.035	
3/19/2020	0.036	
9/10/2020	0.039	
4/1/2021		0.036
8/11/2021		0.036
2/15/2022		0.035
8/25/2022		0.035

Mann-Whitney (Wilcoxon Rank Sum)

Constituent: Barium, T Total (mg/L) Analysis Run 5/17/2023 12:23 PM View: Mann-Whitney

Plant Scherer Client: Southern Company Data: Scherer Cell 1-CCR

	GWC-8A	GWC-8A
5/10/2010	0.05 (J)	
6/19/2010	0.045 (J)	
7/28/2010	0.046 (J)	
9/8/2010	0.071 (J)	
4/30/2011	0.098 (J)	
10/27/2011	0.048	
5/4/2012	0.055	
11/11/2012	0.05 (V)	
5/10/2013	0.12	
11/7/2013	0.044	
5/21/2014	0.037	
11/13/2014	0.085	
5/23/2015	0.054	
11/11/2015	0.059	
4/19/2016	0.0415	
10/10/2016	0.034	
12/1/2016	0.037	
2/9/2017	0.043	
4/7/2017	0.019	
6/21/2017	0.017	
8/15/2017	0.021	
9/1/2017	0.02	
10/9/2017	0.019	
3/22/2018	0.019	
10/4/2018	0.012	
3/27/2019	0.025	
9/11/2019	0.022	
3/18/2020	0.043	
9/9/2020	0.053	
4/5/2021		0.045
8/12/2021		0.026
2/15/2022		0.048
8/25/2022		0.03

Mann-Whitney (Wilcoxon Rank Sum)

Constituent: Barium, T Total (mg/L) Analysis Run 5/17/2023 12:23 PM View: Mann-Whitney

Plant Scherer Client: Southern Company Data: Scherer Cell 1-CCR

	GWC-9	GWC-9
5/10/2010	0.026 (J)	
6/16/2010	0.026 (J)	
7/27/2010	0.029 (J)	
9/8/2010	0.027 (J)	
4/29/2011	0.02 (J)	
10/27/2011	0.02	
5/3/2012	0.021	
11/11/2012	0.028 (V)	
5/9/2013	0.026	
11/6/2013	0.026	
5/21/2014	0.023	
11/12/2014	0.038	
5/23/2015	0.021	
11/12/2015	0.02	
4/13/2016	0.0164 (D)	
6/22/2016	0.0238	
8/15/2016	0.02	
10/6/2016	0.021	
12/1/2016	0.025	
2/8/2017	0.017	
4/6/2017	0.019	
6/21/2017	0.026	
10/5/2017	0.022	
3/21/2018	<0.021 (X)	
10/2/2018	0.023	
3/27/2019	0.018	
9/11/2019	0.028	
3/18/2020	0.013	
9/9/2020	0.025	
4/1/2021		0.018
8/12/2021		0.023
2/15/2022		0.023
8/25/2022		0.04

Mann-Whitney (Wilcoxon Rank Sum)

Constituent: Beryllium, Total (mg/L) Analysis Run 5/17/2023 12:23 PM View: Mann-Whitney

Plant Scherer Client: Southern Company Data: Scherer Cell 1-CCR

	GWA-17	GWA-17
5/8/2010	<0.0025	
6/16/2010	<0.0025	
7/26/2010	<0.0025	
9/7/2010	<0.0025	
4/29/2011	<0.0025	
10/28/2011	<0.0025	
5/2/2012	<0.0025	
11/9/2012	0.0021	
5/8/2013	<0.0025	
11/6/2013	<0.0025	
5/20/2014	<0.0025	
11/8/2014	<0.0025	
5/22/2015	<0.0025	
11/9/2015	<0.0025	
4/6/2016	<0.0025	
6/15/2016	<0.0025	
8/10/2016	<0.0025	
10/5/2016	<0.0025	
11/29/2016	<0.0025	
2/7/2017	<0.0025	
4/4/2017	<0.0025	
6/20/2017	<0.0025	
10/5/2017	<0.0025	
3/20/2018	<0.0025	
10/2/2018	<0.0025	
3/26/2019	<0.0025	
9/10/2019	<0.0025	
3/18/2020	<0.0025	
9/9/2020	<0.0025	
4/1/2021		<0.0025
8/11/2021		<0.0025
2/15/2022		<0.0025
8/24/2022		<0.0025

Mann-Whitney (Wilcoxon Rank Sum)

Constituent: Beryllium, Total (mg/L) Analysis Run 5/17/2023 12:23 PM View: Mann-Whitney
Plant Scherer Client: Southern Company Data: Scherer Cell 1-CCR

	GWC-5	GWC-5
5/11/2010	<0.0025	
6/18/2010	<0.0025	
7/27/2010	<0.0025	
9/9/2010	<0.0025	
4/29/2011	<0.0025	
10/28/2011	<0.0025	
5/4/2012	<0.0025	
11/10/2012	<0.0025	
5/9/2013	<0.0025	
11/6/2013	<0.0025	
5/22/2014	<0.0025	
11/9/2014	<0.0025	
5/24/2015	<0.0025	
11/11/2015	<0.0025	
4/19/2016	<0.0025	
6/22/2016	<0.0025	
8/16/2016	<0.0025	
10/6/2016	<0.0025	
12/1/2016	<0.0025	
2/9/2017	<0.0025	
4/6/2017	<0.0025	
6/21/2017	<0.0025	
10/5/2017	<0.0025	
3/22/2018	<0.0025	
10/3/2018	<0.0025	
3/27/2019	<0.0025	
9/11/2019	<0.0025	
3/18/2020	<0.0025	
9/9/2020	<0.0025	
4/1/2021		<0.0025
8/12/2021		0.00022 (J)
2/15/2022		<0.0025
8/25/2022		<0.0025

Mann-Whitney (Wilcoxon Rank Sum)

Constituent: Beryllium, Total (mg/L) Analysis Run 5/17/2023 12:23 PM View: Mann-Whitney

Plant Scherer Client: Southern Company Data: Scherer Cell 1-CCR

	GWC-7	GWC-7
5/10/2010	<0.0025	
6/18/2010	<0.0025	
7/28/2010	<0.0025	
9/9/2010	<0.0025	
4/30/2011	<0.0025	
10/29/2011	<0.0025	
5/4/2012	<0.0025	
11/10/2012	<0.0025	
5/9/2013	<0.0025	
11/7/2013	<0.0025	
5/21/2014	<0.0025	
11/12/2014	<0.0025	
5/24/2015	<0.0025	
11/11/2015	<0.0025	
4/13/2016	<0.0025 (D)	
6/20/2016	<0.0025	
8/15/2016	<0.0025	
10/6/2016	<0.0025	
12/1/2016	<0.0025	
2/9/2017	<0.0025	
4/7/2017	<0.0025	
6/22/2017	<0.0025	
10/6/2017	<0.0025	
3/22/2018	<0.0025	
10/4/2018	<0.0025	
3/27/2019	<0.0025	
9/11/2019	<0.0025	
3/19/2020	<0.0025	
9/10/2020	0.00018 (J)	
4/1/2021		<0.0025
8/11/2021		<0.0025
2/15/2022		<0.0025
8/25/2022		<0.0025

Mann-Whitney (Wilcoxon Rank Sum)

Constituent: Beryllium, Total (mg/L) Analysis Run 5/17/2023 12:23 PM View: Mann-Whitney

Plant Scherer Client: Southern Company Data: Scherer Cell 1-CCR

	GWC-8A	GWC-8A
5/10/2010	<0.0025	
6/19/2010	<0.0025	
7/28/2010	<0.0025	
9/8/2010	<0.0025	
4/30/2011	<0.0025	
10/27/2011	<0.0025	
5/4/2012	<0.0025	
11/11/2012	<0.0025	
5/10/2013	<0.0025	
11/7/2013	<0.0025	
5/21/2014	<0.0025	
11/13/2014	<0.0025	
5/23/2015	<0.0025	
11/11/2015	<0.0025	
4/19/2016	<0.0025	
10/10/2016	<0.0025	
12/1/2016	<0.0025	
2/9/2017	<0.0025	
4/7/2017	<0.0025	
6/21/2017	<0.0025	
8/15/2017	<0.0025	
9/1/2017	<0.0025	
10/9/2017	<0.0025	
3/22/2018	<0.0025	
10/4/2018	<0.0025	
3/27/2019	<0.0025	
9/11/2019	<0.0025	
3/18/2020	<0.0025	
9/9/2020	<0.0025	
4/5/2021		0.00038 (J)
8/12/2021		<0.0025
2/15/2022		<0.0025
8/25/2022		<0.0025

Mann-Whitney (Wilcoxon Rank Sum)

Constituent: Boron (mg/L) Analysis Run 5/17/2023 12:23 PM View: Mann-Whitney
Plant Scherer Client: Southern Company Data: Scherer Cell 1-CCR

	GWA-17	GWA-17
4/6/2016	<0.08	
6/15/2016	0.0028 (J)	
8/10/2016	<0.08	
10/5/2016	<0.08	
11/29/2016	<0.08	
2/7/2017	<0.08	
4/4/2017	<0.08	
6/20/2017	<0.08	
10/5/2017	<0.08	
3/20/2018	<0.08	
10/2/2018	<0.08	
3/26/2019	<0.08	
9/10/2019	<0.08	
3/18/2020	<0.08	
9/9/2020	<0.08	
4/1/2021		<0.08
8/11/2021		<0.08
2/15/2022		<0.08
8/24/2022		<0.08

Mann-Whitney (Wilcoxon Rank Sum)

Constituent: Boron (mg/L) Analysis Run 5/17/2023 12:23 PM View: Mann-Whitney
Plant Scherer Client: Southern Company Data: Scherer Cell 1-CCR

	GWC-1	GWC-1
4/12/2016	<0.08	
6/16/2016	<0.08	
8/11/2016	<0.08	
10/4/2016	<0.08	
11/30/2016	<0.08	
2/7/2017	<0.08	
4/5/2017	<0.08	
6/20/2017	<0.08	
10/4/2017	<0.08	
3/20/2018	<0.08	
10/2/2018	<0.08	
3/26/2019	<0.08	
9/10/2019	<0.08	
3/18/2020	<0.08	
9/9/2020	<0.08	
4/1/2021		0.053 (J)
8/18/2021		<0.08
2/15/2022		<0.08
8/24/2022		<0.08

Mann-Whitney (Wilcoxon Rank Sum)

Constituent: Boron (mg/L) Analysis Run 5/17/2023 12:23 PM View: Mann-Whitney
Plant Scherer Client: Southern Company Data: Scherer Cell 1-CCR

	GWC-10	GWC-10
4/13/2016	<0.08 (D)	
6/21/2016	<0.08	
8/15/2016	<0.08	
10/5/2016	<0.08	
12/1/2016	<0.08	
2/8/2017	<0.08	
4/6/2017	<0.08	
6/21/2017	<0.08	
10/5/2017	<0.08	
3/21/2018	<0.08	
10/2/2018	<0.08	
3/27/2019	<0.08	
9/11/2019	<0.08	
3/18/2020	<0.08	
9/9/2020	<0.08	
4/1/2021		<0.08
8/17/2021		<0.08
2/15/2022		<0.08
8/25/2022		0.11
12/28/2022		0.098 (R)

Mann-Whitney (Wilcoxon Rank Sum)

Constituent: Boron (mg/L) Analysis Run 5/17/2023 12:23 PM View: Mann-Whitney
Plant Scherer Client: Southern Company Data: Scherer Cell 1-CCR

	GWC-13	GWC-13
4/13/2016	<0.08 (D)	
6/21/2016	<0.08	
8/15/2016	<0.08	
10/7/2016	<0.08	
12/1/2016	<0.08	
2/9/2017	<0.08	
4/6/2017	<0.08	
6/22/2017	<0.08	
10/6/2017	<0.08	
3/22/2018	<0.08	
10/3/2018	<0.08	
3/26/2019	<0.08	
9/11/2019	<0.08	
3/18/2020	<0.08	
9/10/2020	<0.08	
4/6/2021		0.056 (J)
8/11/2021		<0.08
2/16/2022		<0.08
8/26/2022		<0.08

Mann-Whitney (Wilcoxon Rank Sum)

Constituent: Boron (mg/L) Analysis Run 5/17/2023 12:23 PM View: Mann-Whitney
Plant Scherer Client: Southern Company Data: Scherer Cell 1-CCR

	GWC-20	GWC-20
4/12/2016	<0.08	
6/16/2016	<0.08	
8/11/2016	<0.08	
10/5/2016	<0.08	
11/30/2016	<0.08	
2/8/2017	<0.08	
4/6/2017	<0.08	
6/21/2017	<0.08	
10/5/2017	<0.08	
3/21/2018	<0.08	
10/3/2018	<0.08	
3/26/2019	<0.08	
9/12/2019	<0.08	
3/19/2020	<0.08	
9/10/2020	<0.08	
4/5/2021		<0.08
8/11/2021		<0.08
2/16/2022		<0.08
8/25/2022		0.12
12/28/2022		<0.08 (R)

Mann-Whitney (Wilcoxon Rank Sum)

Constituent: Boron (mg/L) Analysis Run 5/17/2023 12:23 PM View: Mann-Whitney
Plant Scherer Client: Southern Company Data: Scherer Cell 1-CCR

	GWC-3	GWC-3
4/12/2016	<0.08 (D)	
6/20/2016	<0.08	
8/12/2016	<0.08	
10/5/2016	<0.08	
11/30/2016	<0.08	
2/8/2017	<0.08	
4/6/2017	<0.08	
6/21/2017	<0.08	
10/5/2017	<0.08	
3/21/2018	<0.08	
10/3/2018	<0.08	
3/26/2019	<0.08	
9/10/2019	<0.08	
3/18/2020	<0.08	
9/10/2020	<0.08	
4/6/2021		0.078 (J)
8/12/2021		<0.08
2/15/2022		<0.08
8/25/2022		<0.08

Mann-Whitney (Wilcoxon Rank Sum)

Constituent: Boron (mg/L) Analysis Run 5/17/2023 12:23 PM View: Mann-Whitney
Plant Scherer Client: Southern Company Data: Scherer Cell 1-CCR

	GWC-5	GWC-5
4/19/2016	<0.1	
6/22/2016	0.238	
8/16/2016	0.39	
10/6/2016	0.34	
12/1/2016	0.37	
2/9/2017	0.38	
4/6/2017	0.4	
6/21/2017	0.39	
10/5/2017	0.47	
3/22/2018	0.48	
10/3/2018	0.47	
3/27/2019	0.33	
9/11/2019	0.31	
3/18/2020	0.26	
9/9/2020	0.24	
4/1/2021		0.23
8/12/2021		0.19
2/15/2022		0.19
8/25/2022		0.19

Mann-Whitney (Wilcoxon Rank Sum)

Constituent: Boron (mg/L) Analysis Run 5/17/2023 12:23 PM View: Mann-Whitney
Plant Scherer Client: Southern Company Data: Scherer Cell 1-CCR

	GWC-6	GWC-6
4/12/2016	<0.08	
6/20/2016	<0.08	
8/12/2016	<0.08	
10/6/2016	<0.08	
11/30/2016	<0.08	
2/9/2017	<0.08	
4/6/2017	<0.08	
6/21/2017	<0.08	
10/6/2017	<0.08	
3/21/2018	<0.08	
10/3/2018	<0.08	
3/26/2019	<0.08	
9/11/2019	<0.08	
3/18/2020	<0.08	
9/10/2020	<0.08	
4/5/2021		0.042 (J)
8/11/2021		0.057 (J)
2/15/2022		<0.08
8/25/2022		<0.08

Mann-Whitney (Wilcoxon Rank Sum)

Constituent: Boron (mg/L) Analysis Run 5/17/2023 12:23 PM View: Mann-Whitney
Plant Scherer Client: Southern Company Data: Scherer Cell 1-CCR

	GWC-7	GWC-7
4/13/2016	<0.08 (D)	
6/20/2016	<0.08	
8/15/2016	<0.08	
10/6/2016	<0.08	
12/1/2016	<0.08	
2/9/2017	<0.08	
4/7/2017	<0.08	
6/22/2017	<0.08	
10/6/2017	<0.08	
3/22/2018	<0.08	
10/4/2018	<0.08	
3/27/2019	<0.08	
9/11/2019	<0.08	
3/19/2020	<0.08	
9/10/2020	<0.08	
4/1/2021		<0.08
8/11/2021		0.056 (J)
2/15/2022		<0.08
8/25/2022		<0.08

Mann-Whitney (Wilcoxon Rank Sum)

Constituent: Boron (mg/L) Analysis Run 5/17/2023 12:23 PM View: Mann-Whitney

Plant Scherer Client: Southern Company Data: Scherer Cell 1-CCR

	GWC-8A	GWC-8A
4/19/2016	0.145	
10/10/2016	0.12	
12/1/2016	0.12	
2/9/2017	0.13	
4/7/2017	0.21	
6/21/2017	0.23	
8/15/2017	0.27	
9/1/2017	0.24	
3/22/2018	0.25	
10/4/2018	0.21	
3/27/2019	0.16	
9/11/2019	0.21	
3/18/2020	0.16	
9/9/2020	0.13	
4/5/2021		0.18
8/12/2021		0.23
2/15/2022		0.13
8/25/2022		0.18

Mann-Whitney (Wilcoxon Rank Sum)

Constituent: Boron (mg/L) Analysis Run 5/17/2023 12:23 PM View: Mann-Whitney
Plant Scherer Client: Southern Company Data: Scherer Cell 1-CCR

	GWC-9	GWC-9
4/13/2016	0.0774 (JD)	
6/22/2016	0.0663 (J)	
8/15/2016	0.093	
10/6/2016	0.096	
12/1/2016	0.12	
2/8/2017	0.094	
4/6/2017	0.11	
6/21/2017	0.1	
10/5/2017	0.083	
3/21/2018	0.089	
10/2/2018	0.083	
3/27/2019	0.067	
9/11/2019	0.083	
3/18/2020	0.058 (J)	
9/9/2020	0.088	
4/1/2021		0.059 (J)
8/12/2021		0.1
2/15/2022		0.07 (J)
8/25/2022		0.13

Mann-Whitney (Wilcoxon Rank Sum)

Constituent: Cadmium, Total (mg/L) Analysis Run 5/17/2023 12:23 PM View: Mann-Whitney

Plant Scherer Client: Southern Company Data: Scherer Cell 1-CCR

	GWA-17	GWA-17
5/8/2010	<0.0025	
6/16/2010	<0.0025	
7/26/2010	<0.0025	
9/7/2010	<0.0025	
4/29/2011	<0.0025	
10/28/2011	<0.0025	
5/2/2012	<0.0025	
11/9/2012	<0.0025	
5/8/2013	<0.0025	
11/6/2013	<0.0025	
5/20/2014	<0.0025	
11/8/2014	<0.0025	
5/22/2015	<0.0025	
11/9/2015	<0.0025	
4/6/2016	<0.0025	
6/15/2016	<0.0025	
8/10/2016	<0.0025	
10/5/2016	<0.0025	
11/29/2016	<0.0025	
2/7/2017	<0.0025	
4/4/2017	<0.0025	
6/20/2017	<0.0025	
10/5/2017	<0.0025	
3/20/2018	<0.0025	
10/2/2018	<0.0025	
3/26/2019	<0.0025	
9/10/2019	0.00013 (J)	
3/18/2020	<0.0025	
9/9/2020	<0.0025	
4/1/2021		<0.0025
8/11/2021		<0.0025
2/15/2022		<0.0025
8/24/2022		<0.0025

Mann-Whitney (Wilcoxon Rank Sum)

Constituent: Cadmium, Total (mg/L) Analysis Run 5/17/2023 12:23 PM View: Mann-Whitney

Plant Scherer Client: Southern Company Data: Scherer Cell 1-CCR

	GWC-11	GWC-11
5/10/2010	<0.0025	
6/16/2010	<0.0025	
7/27/2010	<0.0025	
9/8/2010	<0.0025	
4/29/2011	<0.0025	
10/27/2011	<0.0025	
5/4/2012	<0.0025	
11/10/2012	<0.0025	
5/9/2013	<0.0025	
11/6/2013	<0.0025	
5/20/2014	<0.0025	
11/12/2014	<0.0025	
5/24/2015	<0.0025	
11/12/2015	<0.0025	
4/13/2016	<0.0025 (D)	
6/21/2016	<0.0025	
8/15/2016	<0.0025	
10/5/2016	<0.0025	
12/1/2016	<0.0025	
2/8/2017	<0.0025	
4/6/2017	<0.0025	
6/20/2017	<0.0025	
10/5/2017	<0.0025	
3/21/2018	<0.0025	
10/2/2018	<0.0025	
3/27/2019	<0.0025	
9/11/2019	<0.0025	
3/18/2020	<0.0025	
9/10/2020	0.001 (J)	
4/1/2021		<0.0025
8/11/2021		<0.0025
2/16/2022		<0.0025
8/25/2022		<0.0025

Mann-Whitney (Wilcoxon Rank Sum)

Constituent: Cadmium, Total (mg/L) Analysis Run 5/17/2023 12:23 PM View: Mann-Whitney

Plant Scherer Client: Southern Company Data: Scherer Cell 1-CCR

	GWC-2	GWC-2
5/11/2010	<0.0025	
6/19/2010	<0.0025	
7/27/2010	<0.0025	
9/9/2010	<0.0025	
4/28/2011	<0.0025	
10/28/2011	<0.0025	
5/3/2012	<0.0025	
11/9/2012	<0.0025	
5/9/2013	<0.0025	
11/5/2013	<0.0025	
5/22/2014	<0.0025	
11/13/2014	<0.0025	
5/24/2015	<0.0025	
11/11/2015	<0.0025	
4/12/2016	<0.0025	
6/16/2016	<0.0025	
8/11/2016	<0.0025	
10/4/2016	<0.0025	
11/30/2016	<0.0025	
2/7/2017	<0.0025	
4/6/2017	<0.0025	
6/20/2017	<0.0025	
10/4/2017	<0.0025	
3/20/2018	<0.0025	
10/2/2018	<0.0025	
3/26/2019	<0.0025	
9/10/2019	<0.0025	
3/18/2020	<0.0025	
9/9/2020	<0.0025	
4/1/2021		0.00038 (J)
8/12/2021		<0.0025
2/15/2022		<0.0025
8/26/2022		<0.0025

Mann-Whitney (Wilcoxon Rank Sum)

Constituent: Cadmium, Total (mg/L) Analysis Run 5/17/2023 12:23 PM View: Mann-Whitney

Plant Scherer Client: Southern Company Data: Scherer Cell 1-CCR

	GWC-8A	GWC-8A
5/10/2010	<0.0025	
6/19/2010	<0.0025	
7/28/2010	<0.0025	
9/8/2010	0.001	
4/30/2011	0.0014	
10/27/2011	0.0011	
5/4/2012	<0.0025	
11/11/2012	<0.0025	
5/10/2013	0.0016	
11/7/2013	0.001	
5/21/2014	<0.0025	
11/13/2014	<0.0025	
5/23/2015	<0.0025	
11/11/2015	<0.0025	
4/19/2016	0.000379 (J)	
10/10/2016	<0.0025	
12/1/2016	<0.0025	
2/9/2017	0.00037 (J)	
4/7/2017	<0.0025	
6/21/2017	<0.0025	
8/15/2017	<0.0025	
9/1/2017	<0.0025	
10/9/2017	<0.0025	
3/22/2018	<0.0025	
10/4/2018	<0.0025	
3/27/2019	<0.0025	
9/11/2019	<0.0025	
3/18/2020	<0.0025	
9/9/2020	<0.0025	
4/5/2021		0.0003 (J)
8/12/2021		<0.0025
2/15/2022		<0.0025
8/25/2022		<0.0025

Mann-Whitney (Wilcoxon Rank Sum)

Constituent: Calcium (mg/L) Analysis Run 5/17/2023 12:23 PM View: Mann-Whitney

Plant Scherer Client: Southern Company Data: Scherer Cell 1-CCR

	GWA-15	GWA-15
4/6/2016	3.62	
6/15/2016	4.5	
8/10/2016	3.8	
10/4/2016	5.3	
11/30/2016	4.7	
2/7/2017	3.8	
4/4/2017	3.8	
6/20/2017	4.1	
10/4/2017	4.6	
3/20/2018	4.2 (D)	
10/2/2018	4.2	
3/26/2019	4	
9/10/2019	4.8	
3/18/2020	3.8	
9/9/2020	4	
4/1/2021		4
8/11/2021		4.1
2/15/2022		3.6
8/25/2022		4.9

Mann-Whitney (Wilcoxon Rank Sum)

Constituent: Calcium (mg/L) Analysis Run 5/17/2023 12:23 PM View: Mann-Whitney

Plant Scherer Client: Southern Company Data: Scherer Cell 1-CCR

	GWA-16	GWA-16
4/6/2016	12.1	
6/15/2016	11.8	
8/10/2016	10	
10/4/2016	14	
11/29/2016	10	
2/7/2017	12	
4/4/2017	11	
6/20/2017	11	
10/5/2017	13	
3/20/2018	12	
10/2/2018	11	
3/26/2019	11	
9/10/2019	12	
3/18/2020	12	
9/9/2020	11	
4/1/2021		12
8/11/2021		11
2/15/2022		10
8/25/2022		13

Mann-Whitney (Wilcoxon Rank Sum)

Constituent: Calcium (mg/L) Analysis Run 5/17/2023 12:23 PM View: Mann-Whitney

Plant Scherer Client: Southern Company Data: Scherer Cell 1-CCR

	GWA-17	GWA-17
4/6/2016	6.58	
6/15/2016	6.9	
8/10/2016	5.5	
10/5/2016	6.8	
11/29/2016	4.8	
2/7/2017	7.8	
4/4/2017	6.4	
6/20/2017	7	
10/5/2017	6.6	
3/20/2018	6.6	
10/2/2018	5.8	
3/26/2019	6.7	
9/10/2019	7.5	
3/18/2020	7.3	
9/9/2020	7.3	
4/1/2021		7.8
8/11/2021		7.3
2/15/2022		7.1
8/24/2022		8.9

Mann-Whitney (Wilcoxon Rank Sum)

Constituent: Calcium (mg/L) Analysis Run 5/17/2023 12:23 PM View: Mann-Whitney

Plant Scherer Client: Southern Company Data: Scherer Cell 1-CCR

	GWC-1	GWC-1
4/12/2016	17.1	
6/16/2016	19.8	
8/11/2016	15	
10/4/2016	17	
11/30/2016	16	
2/7/2017	17	
4/5/2017	16	
6/20/2017	17	
10/4/2017	19	
3/20/2018	18	
10/2/2018	16	
3/26/2019	16	
9/10/2019	17	
3/18/2020	19	
9/9/2020	17	
4/1/2021		18
8/18/2021		18
2/15/2022		16
8/24/2022		17

Mann-Whitney (Wilcoxon Rank Sum)

Constituent: Calcium (mg/L) Analysis Run 5/17/2023 12:23 PM View: Mann-Whitney

Plant Scherer Client: Southern Company Data: Scherer Cell 1-CCR

	GWC-10	GWC-10
4/13/2016	15.6 (D)	
6/21/2016	14.4	
8/15/2016	14	
10/5/2016	17	
12/1/2016	15	
2/8/2017	17	
4/6/2017	16	
6/21/2017	16 (D)	
10/5/2017	19	
3/21/2018	17	
10/2/2018	17	
3/27/2019	16	
9/11/2019	18	
3/18/2020	20	
9/9/2020	20	
4/1/2021		19
8/17/2021		18
2/15/2022		17
8/25/2022		20

Mann-Whitney (Wilcoxon Rank Sum)

Constituent: Calcium (mg/L) Analysis Run 5/17/2023 12:23 PM View: Mann-Whitney

Plant Scherer Client: Southern Company Data: Scherer Cell 1-CCR

	GWC-11	GWC-11
4/13/2016	12.8 (D)	
6/21/2016	11.6	
8/15/2016	11	
10/5/2016	14	
12/1/2016	12	
2/8/2017	13	
4/6/2017	12	
6/20/2017	13	
10/5/2017	14	
3/21/2018	13	
10/2/2018	12	
3/27/2019	12	
9/11/2019	13	
3/18/2020	14	
9/10/2020	13	
4/1/2021		13
8/11/2021		13
2/16/2022		12
8/25/2022		14

Mann-Whitney (Wilcoxon Rank Sum)

Constituent: Calcium (mg/L) Analysis Run 5/17/2023 12:23 PM View: Mann-Whitney

Plant Scherer Client: Southern Company Data: Scherer Cell 1-CCR

	GWC-12	GWC-12
4/13/2016	1.18 (D)	
6/21/2016	1.12	
8/15/2016	0.95	
10/5/2016	1	
12/1/2016	0.92	
2/8/2017	1.2	
4/5/2017	1.1	
6/20/2017	0.96	
10/5/2017	1.1	
3/21/2018	1.3 (D)	
10/2/2018	0.86	
3/26/2019	1.1	
9/11/2019	0.94	
3/18/2020	1.6	
9/10/2020	1.1	
4/1/2021		1.2
8/11/2021		1
2/16/2022		1.1
8/26/2022		0.99

Mann-Whitney (Wilcoxon Rank Sum)

Constituent: Calcium (mg/L) Analysis Run 5/17/2023 12:23 PM View: Mann-Whitney

Plant Scherer Client: Southern Company Data: Scherer Cell 1-CCR

	GWC-13	GWC-13
4/13/2016	5.71 (D)	
6/21/2016	5.54	
8/15/2016	5.8	
10/7/2016	6.1	
12/1/2016	5.8	
2/9/2017	6.3	
4/6/2017	5.8	
6/22/2017	6.4 (D)	
10/6/2017	7.4	
3/22/2018	6.8	
10/3/2018	6.4	
3/26/2019	6.3	
9/11/2019	7	
3/18/2020	9.3	
9/10/2020	6.7	
4/6/2021		7.4
8/11/2021		6.7
2/16/2022		6.7
8/26/2022		7.5

Mann-Whitney (Wilcoxon Rank Sum)

Constituent: Calcium (mg/L) Analysis Run 5/17/2023 12:23 PM View: Mann-Whitney

Plant Scherer Client: Southern Company Data: Scherer Cell 1-CCR

	GWC-14	GWC-14
4/13/2016	6.55 (D)	
6/21/2016	6.04	
8/15/2016	5.9	
10/4/2016	6.6	
12/1/2016	5.4	
2/7/2017	6.1	
4/6/2017	6.1	
6/20/2017	6.6	
10/5/2017	7.2	
3/20/2018	6.6	
10/2/2018	6.5	
3/26/2019	6.4	
9/11/2019	7.3	
3/18/2020	6.9	
9/9/2020	6.5	
4/1/2021		6.2
8/11/2021		6.9
2/16/2022		6.3
8/26/2022		7

Mann-Whitney (Wilcoxon Rank Sum)

Constituent: Calcium (mg/L) Analysis Run 5/17/2023 12:23 PM View: Mann-Whitney

Plant Scherer Client: Southern Company Data: Scherer Cell 1-CCR

	GWC-18	GWC-18
4/11/2016	10.5	
6/16/2016	11.6	
8/11/2016	10	
10/5/2016	11	
11/29/2016	9.6	
2/8/2017	10	
4/6/2017	9.7	
6/21/2017	9.7 (D)	
10/5/2017	11	
3/20/2018	11	
10/2/2018	9.6	
3/26/2019	9.6	
9/11/2019	10	
3/18/2020	11	
9/9/2020	10	
4/1/2021		11
8/11/2021		10
2/16/2022		9.7
8/25/2022		11

Mann-Whitney (Wilcoxon Rank Sum)

Constituent: Calcium (mg/L) Analysis Run 5/17/2023 12:23 PM View: Mann-Whitney

Plant Scherer Client: Southern Company Data: Scherer Cell 1-CCR

	GWC-19	GWC-19
4/11/2016	10.4	
6/16/2016	12.2	
8/11/2016	9.5	
10/5/2016	11	
11/29/2016	9.8	
2/8/2017	10	
4/5/2017	10	
6/21/2017	10 (D)	
10/5/2017	12	
3/20/2018	12	
10/2/2018	11	
3/26/2019	11	
9/12/2019	14	
3/19/2020	14	
9/9/2020	15	
4/5/2021		15
10/7/2021		17
2/16/2022		15
8/25/2022		18
12/28/2022		19 (R)

Mann-Whitney (Wilcoxon Rank Sum)

Constituent: Calcium (mg/L) Analysis Run 5/17/2023 12:23 PM View: Mann-Whitney

Plant Scherer Client: Southern Company Data: Scherer Cell 1-CCR

	GWC-2	GWC-2
4/12/2016	17	
6/16/2016	19.7	
8/11/2016	15	
10/4/2016	18	
11/30/2016	16	
2/7/2017	18	
4/6/2017	16	
6/20/2017	17	
10/4/2017	19	
3/20/2018	18	
10/2/2018	16	
3/26/2019	17	
9/10/2019	18	
3/18/2020	18	
9/9/2020	17	
4/1/2021		17
8/12/2021		17
2/15/2022		16
8/26/2022		18

Mann-Whitney (Wilcoxon Rank Sum)

Constituent: Calcium (mg/L) Analysis Run 5/17/2023 12:23 PM View: Mann-Whitney

Plant Scherer Client: Southern Company Data: Scherer Cell 1-CCR

	GWC-20	GWC-20
4/12/2016	13.5	
6/16/2016	15	
8/11/2016	12	
10/5/2016	14	
11/30/2016	12	
2/8/2017	14	
4/6/2017	13	
6/21/2017	13 (D)	
10/5/2017	15	
3/21/2018	14	
10/3/2018	13	
3/26/2019	12	
9/12/2019	14	
3/19/2020	14	
9/10/2020	13	
4/5/2021		14
8/11/2021		14
2/16/2022		13
8/25/2022		15

Mann-Whitney (Wilcoxon Rank Sum)

Constituent: Calcium (mg/L) Analysis Run 5/17/2023 12:23 PM View: Mann-Whitney

Plant Scherer Client: Southern Company Data: Scherer Cell 1-CCR

	GWC-3	GWC-3
4/12/2016	8.52 (D)	
6/20/2016	7.7	
8/12/2016	7.3	
10/5/2016	8.4	
11/30/2016	8	
2/8/2017	9.3	
4/6/2017	8.1	
6/21/2017	9.2 (D)	
10/5/2017	10	
3/21/2018	9.3	
10/3/2018	7.5	
3/26/2019	7.3	
9/10/2019	6.6	
3/18/2020	5.9	
9/10/2020	6.3	
4/6/2021		7.4
8/12/2021		6.6
2/15/2022		6
8/25/2022		5.5

Mann-Whitney (Wilcoxon Rank Sum)

Constituent: Calcium (mg/L) Analysis Run 5/17/2023 12:23 PM View: Mann-Whitney

Plant Scherer Client: Southern Company Data: Scherer Cell 1-CCR

	GWC-4	GWC-4
4/12/2016	11	
6/20/2016	10.1	
8/12/2016	9.9	
10/6/2016	12	
11/30/2016	11	
2/8/2017	13	
4/6/2017	12	
6/22/2017	13 (D)	
10/6/2017	15	
3/21/2018	15	
10/3/2018	13	
3/26/2019	13	
9/10/2019	12	
3/19/2020	14	
9/10/2020	13	
4/2/2021		15
8/12/2021		13
2/15/2022		15
8/25/2022		17
12/28/2022		20 (R)

Mann-Whitney (Wilcoxon Rank Sum)

Constituent: Calcium (mg/L) Analysis Run 5/17/2023 12:23 PM View: Mann-Whitney

Plant Scherer Client: Southern Company Data: Scherer Cell 1-CCR

	GWC-5	GWC-5
4/19/2016	198	
6/22/2016	132	
8/16/2016	94	
10/6/2016	100	
12/1/2016	100	
2/9/2017	120	
4/6/2017	140	
6/21/2017	160 (D)	
10/5/2017	130	
3/22/2018	130	
10/3/2018	88	
3/27/2019	75	
9/11/2019	46	
3/18/2020	61	
9/9/2020	35	
4/1/2021		40
8/12/2021		46
2/15/2022		36
8/25/2022		37

Mann-Whitney (Wilcoxon Rank Sum)

Constituent: Calcium (mg/L) Analysis Run 5/17/2023 12:23 PM View: Mann-Whitney

Plant Scherer Client: Southern Company Data: Scherer Cell 1-CCR

	GWC-6	GWC-6
4/12/2016	17.8	
6/20/2016	19.5	
8/12/2016	17	
10/6/2016	19	
11/30/2016	19	
2/9/2017	18	
4/6/2017	18	
6/21/2017	19 (D)	
10/6/2017	19	
3/21/2018	19	
10/3/2018	16	
3/26/2019	16	
9/11/2019	19	
3/18/2020	15	
9/10/2020	16	
4/5/2021		16
8/11/2021		16
2/15/2022		15
8/25/2022		19

Mann-Whitney (Wilcoxon Rank Sum)

Constituent: Calcium (mg/L) Analysis Run 5/17/2023 12:23 PM View: Mann-Whitney

Plant Scherer Client: Southern Company Data: Scherer Cell 1-CCR

	GWC-7	GWC-7
4/13/2016	14 (D)	
6/20/2016	13.8	
8/15/2016	13	
10/6/2016	14	
12/1/2016	13	
2/9/2017	14	
4/7/2017	14	
6/22/2017	14 (D)	
10/6/2017	16	
3/22/2018	15	
10/4/2018	13	
3/27/2019	14	
9/11/2019	14	
3/19/2020	15	
9/10/2020	15	
4/1/2021		15
8/11/2021		14
2/15/2022		13
8/25/2022		16

Mann-Whitney (Wilcoxon Rank Sum)

Constituent: Calcium (mg/L) Analysis Run 5/17/2023 12:23 PM View: Mann-Whitney

Plant Scherer Client: Southern Company Data: Scherer Cell 1-CCR

	GWC-8A	GWC-8A
4/19/2016	20	
10/10/2016	19	
12/1/2016	18	
2/9/2017	20	
4/7/2017	27	
6/21/2017	27 (D)	
8/15/2017	29	
9/1/2017	32	
3/22/2018	30	
10/4/2018	37	
3/27/2019		47
9/11/2019		37
3/18/2020		53
9/9/2020		64
4/5/2021		52
8/12/2021		37
2/15/2022		49
8/25/2022		39

Mann-Whitney (Wilcoxon Rank Sum)

Constituent: Calcium (mg/L) Analysis Run 5/17/2023 12:23 PM View: Mann-Whitney

Plant Scherer Client: Southern Company Data: Scherer Cell 1-CCR

	GWC-9	GWC-9
4/13/2016	18 (D)	
6/22/2016	16.7	
8/15/2016	16	
10/6/2016	17	
12/1/2016	17	
2/8/2017	18	
4/6/2017	17	
6/21/2017	17 (D)	
10/5/2017	19	
3/21/2018	19	
10/2/2018	16	
3/27/2019	16	
9/11/2019	17	
3/18/2020	16	
9/9/2020	16	
4/1/2021		16
8/12/2021		18
2/15/2022		16
8/25/2022		21
12/28/2022		18 (R)

Mann-Whitney (Wilcoxon Rank Sum)

Constituent: Chloride (mg/L) Analysis Run 5/17/2023 12:23 PM View: Mann-Whitney

Plant Scherer Client: Southern Company Data: Scherer Cell 1-CCR

	GWA-15	GWA-15
4/6/2016	5.342	
6/15/2016	5.2	
8/10/2016	5.5	
10/4/2016	5.4	
11/30/2016	5.4	
2/7/2017	5.1	
4/4/2017	5.1	
6/20/2017	5.2	
10/4/2017	5.2	
3/20/2018	5.6 (D)	
10/2/2018	6.3	
3/26/2019	5.5	
9/10/2019	5.2	
3/18/2020	5.4	
9/9/2020	6.1	
4/1/2021		7
8/11/2021		7.2
2/15/2022		6.5
8/25/2022		6.9

Mann-Whitney (Wilcoxon Rank Sum)

Constituent: Chloride (mg/L) Analysis Run 5/17/2023 12:23 PM View: Mann-Whitney

Plant Scherer Client: Southern Company Data: Scherer Cell 1-CCR

	GWA-16	GWA-16
4/6/2016	1.789	
6/15/2016	2.1	
8/10/2016	1.8	
10/4/2016	1.7	
11/29/2016	1.7	
2/7/2017	1.6	
4/4/2017	1.6	
6/20/2017	1.6	
10/5/2017	1.5	
3/20/2018	1.5	
10/2/2018	1.6	
3/26/2019	1.5	
9/10/2019	1.4	
3/18/2020	1.7	
9/9/2020	1.6	
4/1/2021		1.8
8/11/2021		1.8
2/15/2022		1.6
8/25/2022		1.6

Mann-Whitney (Wilcoxon Rank Sum)

Constituent: Chloride (mg/L) Analysis Run 5/17/2023 12:23 PM View: Mann-Whitney

Plant Scherer Client: Southern Company Data: Scherer Cell 1-CCR

	GWA-17	GWA-17
4/6/2016	1.69	
6/15/2016	1.9	
8/10/2016	1.7	
10/5/2016	1.6	
11/29/2016	1.7	
2/7/2017	1.6	
4/4/2017	1.5	
6/20/2017	1.5	
10/5/2017	1.5	
3/20/2018	1.4	
10/2/2018	1.5	
3/26/2019	1.3	
9/10/2019	1.3	
3/18/2020	2	
9/9/2020	1.3	
4/1/2021		1.5
8/11/2021		1.4
2/15/2022		1.4
8/24/2022		1.4

Mann-Whitney (Wilcoxon Rank Sum)

Constituent: Chloride (mg/L) Analysis Run 5/17/2023 12:23 PM View: Mann-Whitney

Plant Scherer Client: Southern Company Data: Scherer Cell 1-CCR

	GWC-1	GWC-1
4/12/2016	4.32	
6/16/2016	3.8	
8/11/2016	4	
10/4/2016	3.6	
11/30/2016	3.8	
2/7/2017	4.3	
4/5/2017	4.1	
6/20/2017	3.9	
10/4/2017	3.6	
3/20/2018	3.9	
10/2/2018	3.7	
3/26/2019	3.6	
9/10/2019	2.9	
3/18/2020	4.2	
9/9/2020	3.9	
4/1/2021		4.2
8/18/2021		4
2/15/2022		4
8/24/2022		3.6

Mann-Whitney (Wilcoxon Rank Sum)

Constituent: Chloride (mg/L) Analysis Run 5/17/2023 12:23 PM View: Mann-Whitney

Plant Scherer Client: Southern Company Data: Scherer Cell 1-CCR

	GWC-10	GWC-10
4/13/2016	2.04 (D)	
6/21/2016	2.2	
8/15/2016	2.2	
10/5/2016	2.1	
12/1/2016	2.1	
2/8/2017	2.3	
4/6/2017	2.2	
6/21/2017	2.3	
10/5/2017	2.3	
3/21/2018	2.3	
10/2/2018	2.6	
3/27/2019	2.4	
9/11/2019	2.9	
3/18/2020	4.1	
9/9/2020	4.3	
4/1/2021		4.4
8/17/2021		3.1
2/15/2022		4.6
8/25/2022		5

Mann-Whitney (Wilcoxon Rank Sum)

Constituent: Chloride (mg/L) Analysis Run 5/17/2023 12:23 PM View: Mann-Whitney

Plant Scherer Client: Southern Company Data: Scherer Cell 1-CCR

	GWC-11	GWC-11
4/13/2016	1.78 (D)	
6/21/2016	2	
8/15/2016	1.9	
10/5/2016	1.8	
12/1/2016	1.8	
2/8/2017	1.8	
4/6/2017	1.7	
6/20/2017	1.7	
10/5/2017	1.7	
3/21/2018	1.6	
10/2/2018	1.7	
3/27/2019	1.5	
9/11/2019	1.8	
3/18/2020	1.9	
9/10/2020	1.9	
4/1/2021		1.9
8/11/2021		1.8
2/16/2022		1.7
8/25/2022		1.8

Mann-Whitney (Wilcoxon Rank Sum)

Constituent: Chloride (mg/L) Analysis Run 5/17/2023 12:23 PM View: Mann-Whitney

Plant Scherer Client: Southern Company Data: Scherer Cell 1-CCR

	GWC-12	GWC-12
4/13/2016	1.8 (D)	
6/21/2016	2	
8/15/2016	1.8	
10/5/2016	1.7	
12/1/2016	1.7	
2/8/2017	1.7	
4/5/2017	1.7	
6/20/2017	1.6	
10/5/2017	1.6	
3/21/2018	1.6 (D)	
10/2/2018	1.6	
3/26/2019	1.7	
9/11/2019	1.9	
3/18/2020	2.1	
9/10/2020	1.8	
4/1/2021		2
8/11/2021		1.8
2/16/2022		1.9
8/26/2022		1.7

Mann-Whitney (Wilcoxon Rank Sum)

Constituent: Chloride (mg/L) Analysis Run 5/17/2023 12:23 PM View: Mann-Whitney

Plant Scherer Client: Southern Company Data: Scherer Cell 1-CCR

	GWC-13	GWC-13
4/13/2016	1.82 (D)	
6/21/2016	1.9	
8/15/2016	1.6	
10/7/2016	1.5	
12/1/2016	1.4	
2/9/2017	1.5	
4/6/2017	1.4	
6/22/2017	1.5	
10/6/2017	1.3	
3/22/2018	1.4	
10/3/2018	1.5	
3/26/2019	1.6	
9/11/2019	1.5	
3/18/2020	1.6	
9/10/2020	1.7	
4/6/2021		1.8
8/11/2021		1.6
2/16/2022		1.5
8/26/2022		1.5

Mann-Whitney (Wilcoxon Rank Sum)

Constituent: Chloride (mg/L) Analysis Run 5/17/2023 12:23 PM View: Mann-Whitney

Plant Scherer Client: Southern Company Data: Scherer Cell 1-CCR

	GWC-14	GWC-14
4/13/2016	2.71 (D)	
6/21/2016	3	
8/15/2016	3.1	
10/4/2016	3	
12/1/2016	3.1	
2/7/2017	2.9	
4/6/2017	2.7	
6/20/2017	2.9	
10/5/2017	2.8	
3/20/2018	2.7	
10/2/2018	3	
3/26/2019	2.5	
9/11/2019	3.1	
3/18/2020	3	
9/9/2020	2.9	
4/1/2021		3.8
8/11/2021		3.7
2/16/2022		3.2
8/26/2022		3.3

Mann-Whitney (Wilcoxon Rank Sum)

Constituent: Chloride (mg/L) Analysis Run 5/17/2023 12:23 PM View: Mann-Whitney

Plant Scherer Client: Southern Company Data: Scherer Cell 1-CCR

	GWC-18	GWC-18
4/11/2016	2.53	
6/16/2016	2.5	
8/11/2016	2.6	
10/5/2016	2.5	
11/29/2016	2.4	
2/8/2017	2.5	
4/6/2017	2.4	
6/21/2017	2.4	
10/5/2017	2.3	
3/20/2018	2.3	
10/2/2018	2.5	
3/26/2019	2.7	
9/11/2019	2.6	
3/18/2020	2.7	
9/9/2020	2.8	
4/1/2021		2.8
8/11/2021		2.9
2/16/2022		2.7
8/25/2022		2.8

Mann-Whitney (Wilcoxon Rank Sum)

Constituent: Chloride (mg/L) Analysis Run 5/17/2023 12:23 PM View: Mann-Whitney

Plant Scherer Client: Southern Company Data: Scherer Cell 1-CCR

	GWC-19	GWC-19
4/11/2016	1.84	
6/16/2016	1.9	
8/11/2016	1.9	
10/5/2016	1.7	
11/29/2016	1.7	
2/8/2017	1.7	
4/5/2017	1.7	
6/21/2017	1.7	
10/5/2017	1.6	
3/20/2018	1.6	
10/2/2018	1.7	
3/26/2019	1.8	
9/12/2019	1.5	
3/19/2020	2.2	
9/9/2020	2.4	
6/1/2021		2.6
8/11/2021		2.8
2/16/2022		2.4
8/25/2022		2.4

Mann-Whitney (Wilcoxon Rank Sum)

Constituent: Chloride (mg/L) Analysis Run 5/17/2023 12:23 PM View: Mann-Whitney

Plant Scherer Client: Southern Company Data: Scherer Cell 1-CCR

	GWC-2	GWC-2
4/12/2016	2.34	
6/16/2016	2.4	
8/11/2016	2.4	
10/4/2016	2.2	
11/30/2016	2.2	
2/7/2017	2.1	
4/6/2017	2.1	
6/20/2017	2.1	
10/4/2017	2	
3/20/2018	2	
10/2/2018	2	
3/26/2019	1.9	
9/10/2019	1.7	
3/18/2020	2.4	
9/9/2020	2	
4/1/2021		2.5
8/12/2021		2.5
2/15/2022		2.2
8/26/2022		2.1

Mann-Whitney (Wilcoxon Rank Sum)

Constituent: Chloride (mg/L) Analysis Run 5/17/2023 12:23 PM View: Mann-Whitney
Plant Scherer Client: Southern Company Data: Scherer Cell 1-CCR

	GWC-20	GWC-20
4/12/2016	2.03	
6/16/2016	2.2	
8/11/2016	2.1	
10/5/2016	1.9	
11/30/2016	2	
2/8/2017	2	
4/6/2017	<1	
6/21/2017	1.9	
10/5/2017	1.9	
3/21/2018	1.8	
10/3/2018	2	
3/26/2019	1.9	
9/12/2019	1.6	
3/19/2020	2.2	
9/10/2020	2.1	
6/1/2021		2.1
8/11/2021		2.1
2/16/2022		2
8/25/2022		2.1

Mann-Whitney (Wilcoxon Rank Sum)

Constituent: Chloride (mg/L) Analysis Run 5/17/2023 12:23 PM View: Mann-Whitney

Plant Scherer Client: Southern Company Data: Scherer Cell 1-CCR

	GWC-3	GWC-3
4/12/2016	3.04 (D)	
6/20/2016	3.1	
8/16/2016	3.2	
10/5/2016	3.2	
11/30/2016	3.3	
2/8/2017	3.5	
4/6/2017	3.4	
6/21/2017	3.5	
10/5/2017	3.5	
3/21/2018	3.4	
10/3/2018	3.5	
3/26/2019	3	
9/10/2019	2.5	
3/18/2020	2.8	
9/10/2020	2.7	
4/6/2021		2.9
8/12/2021		3.3
2/15/2022		2.7
8/25/2022		3.2

Mann-Whitney (Wilcoxon Rank Sum)

Constituent: Chloride (mg/L) Analysis Run 5/17/2023 12:23 PM View: Mann-Whitney

Plant Scherer Client: Southern Company Data: Scherer Cell 1-CCR

	GWC-4	GWC-4
4/12/2016	4.57	
6/20/2016	3.1	
8/16/2016	3.2	
10/6/2016	3.4	
11/30/2016	4.1	
2/8/2017	7.2	
4/6/2017	7.4	
6/22/2017	7.8	
10/6/2017	9.1	
3/21/2018	13	
10/3/2018	13	
3/26/2019	9.2	
9/10/2019	5.1	
3/19/2020	8.7	
9/10/2020	9.7	
4/2/2021		11
8/12/2021		12
2/15/2022		11
8/25/2022		11

Mann-Whitney (Wilcoxon Rank Sum)

Constituent: Chloride (mg/L) Analysis Run 5/17/2023 12:23 PM View: Mann-Whitney

Plant Scherer Client: Southern Company Data: Scherer Cell 1-CCR

	GWC-5	GWC-5
4/19/2016	124 (o)	
6/22/2016	81	
8/16/2016	71	
10/6/2016	68	
12/1/2016	74	
2/9/2017	76	
4/6/2017	92	
6/21/2017	100	
10/5/2017	67	
3/22/2018	74	
10/3/2018	46	
3/27/2019	42	
9/11/2019	19	
3/18/2020	30	
9/9/2020	8.7	
4/1/2021		18
8/12/2021		22
2/15/2022		16
8/25/2022		12

Mann-Whitney (Wilcoxon Rank Sum)

Constituent: Chloride (mg/L) Analysis Run 5/17/2023 12:23 PM View: Mann-Whitney

Plant Scherer Client: Southern Company Data: Scherer Cell 1-CCR

	GWC-6	GWC-6
6/20/2016	6.8	
8/16/2016	7.6	
10/6/2016	7.3	
11/30/2016	7.1	
2/9/2017	5.8	
4/6/2017	5.7	
6/21/2017	6.1	
10/6/2017	5.1	
3/21/2018	5.4	
10/3/2018	5.7	
3/26/2019	4.2	
9/11/2019	7.2	
3/18/2020	4	
9/10/2020	6.3	
6/2/2021		6.3
8/11/2021		6.5
2/15/2022		6.1
8/25/2022		6.2

Mann-Whitney (Wilcoxon Rank Sum)

Constituent: Chloride (mg/L) Analysis Run 5/17/2023 12:23 PM View: Mann-Whitney

Plant Scherer Client: Southern Company Data: Scherer Cell 1-CCR

	GWC-7	GWC-7
4/13/2016	1.68 (D)	
6/20/2016	2	
8/15/2016	1.8	
10/6/2016	1.7	
12/1/2016	1.7	
2/9/2017	1.7	
4/7/2017	1.7	
6/22/2017	1.6	
10/6/2017	1.6	
3/22/2018	1.6	
10/4/2018	1.7	
3/27/2019	1.7	
9/11/2019	2.1	
3/19/2020	2.1	
9/10/2020	2.5	
4/1/2021		2.9
8/11/2021		3
2/15/2022		2.7
8/25/2022		3

Mann-Whitney (Wilcoxon Rank Sum)

Constituent: Chloride (mg/L) Analysis Run 5/17/2023 12:23 PM View: Mann-Whitney

Plant Scherer Client: Southern Company Data: Scherer Cell 1-CCR

	GWC-8A	GWC-8A
4/19/2016	6.9	
10/10/2016	7.2	
12/1/2016	7.1	
2/9/2017	7.2	
4/7/2017	7.5	
6/21/2017	7.6	
8/15/2017	7.8	
9/1/2017	7.6	
3/22/2018	7	
10/4/2018	6.1	
3/27/2019	6.6	
9/11/2019	7	
3/18/2020	8.5	
9/9/2020	11	
6/1/2021		9.4
8/12/2021		7.8
2/15/2022		9.1
8/25/2022		7.5

Mann-Whitney (Wilcoxon Rank Sum)

Constituent: Chloride (mg/L) Analysis Run 5/17/2023 12:23 PM View: Mann-Whitney

Plant Scherer Client: Southern Company Data: Scherer Cell 1-CCR

	GWC-9	GWC-9
4/13/2016	3.64 (D)	
6/22/2016	3.8	
8/15/2016	3.7	
10/6/2016	3.4	
12/1/2016	4	
2/8/2017	4	
4/6/2017	4	
6/21/2017	3.3	
10/5/2017	3.3	
3/21/2018	3.6	
10/2/2018	3.1	
3/27/2019	3	
9/11/2019	3.4	
3/18/2020	3.4	
9/9/2020	3.2	
4/1/2021		4.3
8/12/2021		4.1
2/15/2022		3.7
8/25/2022		4.2

Mann-Whitney (Wilcoxon Rank Sum)

Constituent: Chromium, Total (mg/L) Analysis Run 5/17/2023 12:23 PM View: Mann-Whitney

Plant Scherer Client: Southern Company Data: Scherer Cell 1-CCR

	GWA-15	GWA-15
5/9/2010	<0.002	
6/18/2010	<0.002	
7/28/2010	<0.002	
9/9/2010	<0.002	
4/30/2011	<0.002	
10/28/2011	<0.002	
5/2/2012	<0.002	
11/9/2012	<0.002	
5/8/2013	<0.002	
11/5/2013	0.0036	
5/20/2014	<0.002	
11/12/2014	<0.002	
5/22/2015	<0.002	
11/11/2015	<0.002	
4/6/2016	<0.002	
6/15/2016	<0.002	
8/10/2016	<0.002	
10/4/2016	<0.002	
11/30/2016	<0.002	
2/7/2017	<0.002	
4/4/2017	<0.002	
6/20/2017	<0.002	
10/4/2017	<0.002	
3/20/2018	<0.002 (D)	
10/2/2018	<0.002	
3/26/2019	<0.002	
9/10/2019	0.0023 (J)	
3/18/2020	<0.002	
9/9/2020	<0.002	
4/1/2021		<0.002
8/11/2021		<0.002
2/15/2022		<0.002
8/25/2022		<0.002

Mann-Whitney (Wilcoxon Rank Sum)

Constituent: Chromium, Total (mg/L) Analysis Run 5/17/2023 12:23 PM View: Mann-Whitney

Plant Scherer Client: Southern Company Data: Scherer Cell 1-CCR

	GWA-16	GWA-16
5/9/2010	0.003 (J)	
6/16/2010	0.0042 (J)	
7/27/2010	0.0048 (J)	
9/7/2010	0.0037 (J)	
4/29/2011	0.0046 (J)	
10/28/2011	0.005	
5/2/2012	0.0052	
11/9/2012	0.0054	
5/8/2013	0.0058	
11/6/2013	0.0062 (J)	
5/20/2014	0.0047 (J)	
11/8/2014	0.0064 (J)	
5/22/2015	0.0059 (J)	
11/9/2015	0.0043 (J)	
4/6/2016	0.00457 (J)	
6/15/2016	<0.01	
8/10/2016	0.0042	
10/4/2016	0.0052	
11/29/2016	0.004	
2/7/2017	0.004	
4/4/2017	0.0021 (J)	
6/20/2017	0.0046	
10/5/2017	0.005	
3/20/2018	0.0044	
10/2/2018	0.0043	
3/26/2019	0.0046	
9/10/2019	0.0076	
3/18/2020	0.0044	
9/9/2020	0.005	
4/1/2021		0.0053
8/11/2021		0.0059
2/15/2022		0.0056
8/25/2022		0.0056

Mann-Whitney (Wilcoxon Rank Sum)

Constituent: Chromium, Total (mg/L) Analysis Run 5/17/2023 12:23 PM View: Mann-Whitney

Plant Scherer Client: Southern Company Data: Scherer Cell 1-CCR

	GWA-17	GWA-17
5/8/2010	0.0032 (J)	
6/16/2010	0.0037 (J)	
7/26/2010	0.0058	
9/7/2010	0.0078	
4/29/2011	0.005	
10/28/2011	0.0068	
5/2/2012	0.0065	
11/9/2012	0.006	
5/8/2013	0.0074	
11/6/2013	0.0082 (J)	
5/20/2014	0.0051 (J)	
11/8/2014	0.0074 (J)	
5/22/2015	0.0084 (J)	
11/9/2015	0.009 (J)	
4/6/2016	0.00779 (J)	
6/15/2016	<0.01	
8/10/2016	0.0068	
10/5/2016	0.0076	
11/29/2016	0.0045	
2/7/2017	0.0067	
4/4/2017	0.0079	
6/20/2017	0.0084	
10/5/2017	0.0061	
3/20/2018	0.006	
10/2/2018	0.0061	
3/26/2019	0.0065	
9/10/2019	0.012	
3/18/2020	0.0083	
9/9/2020	0.0088	
4/1/2021		0.0082
8/11/2021		0.0089
2/15/2022		0.0084
8/24/2022		0.0076

Mann-Whitney (Wilcoxon Rank Sum)

Constituent: Chromium, Total (mg/L) Analysis Run 5/17/2023 12:23 PM View: Mann-Whitney

Plant Scherer Client: Southern Company Data: Scherer Cell 1-CCR

	GWC-1	GWC-1
5/11/2010	0.0077	
6/17/2010	0.0053	
7/27/2010	0.0085	
9/9/2010	0.0076	
4/28/2011	0.0048 (J)	
10/29/2011	0.0093	
5/3/2012	0.01	
11/9/2012	0.009	
5/9/2013	0.0085	
11/5/2013	0.015	
5/23/2014	0.012	
11/13/2014	0.011	
5/23/2015	0.012	
11/11/2015	0.014	
4/12/2016	0.0135	
6/16/2016	0.014	
8/11/2016	0.013	
10/4/2016	0.014	
11/30/2016	0.013	
2/7/2017	0.013	
4/5/2017	0.014	
6/20/2017	0.013	
10/4/2017	0.015	
3/20/2018	0.013	
10/2/2018	0.014	
3/26/2019	0.013	
9/10/2019	0.018	
3/18/2020	0.014	
9/9/2020	0.014	
4/1/2021		0.014
8/18/2021		0.014
2/15/2022		0.011
8/24/2022		0.014

Mann-Whitney (Wilcoxon Rank Sum)

Constituent: Chromium, Total (mg/L) Analysis Run 5/17/2023 12:23 PM View: Mann-Whitney

Plant Scherer Client: Southern Company Data: Scherer Cell 1-CCR

	GWC-10	GWC-10
5/10/2010	0.011	
6/16/2010	0.0095	
7/28/2010	0.01	
9/8/2010	0.011	
4/29/2011	0.0096	
10/27/2011	0.011	
5/4/2012	0.01	
11/11/2012	0.01	
5/9/2013	0.011	
11/5/2013	0.015	
5/21/2014	0.013	
11/12/2014	0.012	
5/23/2015	0.014	
11/12/2015	0.016	
4/13/2016	0.0152 (D)	
6/21/2016	0.016	
8/15/2016	0.015	
10/5/2016	0.016	
12/1/2016	0.015	
2/8/2017	0.017	
4/6/2017	0.018	
6/21/2017	0.017	
10/5/2017	0.018	
3/21/2018	0.017 (J+X)	
10/2/2018	0.018	
3/27/2019		0.017
9/11/2019		0.023
3/18/2020		0.02
9/9/2020		0.018
4/1/2021		0.02
10/18/2021		0.019
2/15/2022		0.021
8/25/2022		0.018

Mann-Whitney (Wilcoxon Rank Sum)

Constituent: Chromium, Total (mg/L) Analysis Run 5/17/2023 12:23 PM View: Mann-Whitney

Plant Scherer Client: Southern Company Data: Scherer Cell 1-CCR

	GWC-11	GWC-11
5/10/2010	0.011	
6/16/2010	0.012	
7/27/2010	0.012	
9/8/2010	0.011	
4/29/2011	0.01	
10/27/2011	0.0077	
5/4/2012	0.0082	
11/10/2012	0.007	
5/9/2013	0.0079	
11/6/2013	0.011	
5/20/2014	0.0076 (J)	
11/12/2014	0.0071 (J)	
5/24/2015	0.0083 (J)	
11/12/2015	0.0069 (J)	
4/13/2016	0.00804 (JD)	
6/21/2016	0.0086 (J)	
8/15/2016	0.0073	
10/5/2016	0.0077	
12/1/2016	0.0075	
2/8/2017	0.0078	
4/6/2017	0.0079	
6/20/2017	0.0078	
10/5/2017	0.0081	
3/21/2018	<0.0081 (X)	
10/2/2018	0.0075	
3/27/2019	0.007	
9/11/2019	0.011	
3/18/2020	0.0086	
9/10/2020	0.009	
4/1/2021		0.0078
8/11/2021		0.0078
2/16/2022		0.0074
8/25/2022		0.0069

Mann-Whitney (Wilcoxon Rank Sum)

Constituent: Chromium, Total (mg/L) Analysis Run 5/17/2023 12:23 PM View: Mann-Whitney

Plant Scherer Client: Southern Company Data: Scherer Cell 1-CCR

	GWC-12	GWC-12
5/9/2010	<0.002	
6/18/2010	<0.002	
7/27/2010	0.002 (J)	
9/8/2010	<0.002	
4/29/2011	<0.002	
10/28/2011	<0.002	
5/3/2012	<0.002	
11/10/2012	<0.002	
5/9/2013	<0.002	
11/6/2013	0.0031 (J)	
5/20/2014	0.002 (J)	
11/12/2014	<0.002	
5/23/2015	0.0027 (J)	
11/12/2015	0.0022 (J)	
4/13/2016	<0.002 (D)	
6/21/2016	0.0012 (J)	
8/15/2016	0.0021 (J)	
10/5/2016	0.0013 (J)	
12/1/2016	0.0015 (J)	
2/8/2017	0.0016 (J)	
4/5/2017	0.0014 (J)	
6/20/2017	0.0015 (J)	
10/5/2017	0.0015 (J)	
3/21/2018	<0.002 (XD)	
10/2/2018	0.0012 (J)	
3/26/2019	0.0013 (J)	
9/11/2019	0.0036	
3/18/2020	0.0016 (J)	
9/10/2020	<0.002	
4/1/2021		0.0015 (J)
8/11/2021		<0.002
2/16/2022		<0.002
8/26/2022		<0.002

Mann-Whitney (Wilcoxon Rank Sum)

Constituent: Chromium, Total (mg/L) Analysis Run 5/17/2023 12:23 PM View: Mann-Whitney

Plant Scherer Client: Southern Company Data: Scherer Cell 1-CCR

	GWC-13	GWC-13
5/9/2010	0.0051	
6/18/2010	0.0043 (J)	
7/29/2010	0.0058	
9/9/2010	0.0052	
4/26/2011	0.0025 (J)	
10/28/2011	0.0035 (J)	
5/4/2012	0.0073	
11/11/2012	0.004 (J)	
5/8/2013	0.006	
11/7/2013	0.0068 (J)	
5/20/2014	0.0039 (J)	
11/12/2014	0.0039 (J)	
5/24/2015	0.004 (J)	
11/12/2015	0.0077 (J)	
4/13/2016	0.0038 (JD)	
6/21/2016	0.0035 (J)	
8/15/2016	0.0034	
10/7/2016	0.0037	
12/1/2016	0.0037	
2/9/2017	0.0038	
4/6/2017	0.0039	
6/22/2017	0.0042	
10/6/2017	0.0039	
3/22/2018	0.028 (Q)	
10/3/2018	0.0056	
3/26/2019	0.0048	
9/11/2019	0.0075	
3/18/2020	0.008	
9/10/2020	0.0054	
4/6/2021		0.0061
8/11/2021		0.0051
2/16/2022		0.005
8/26/2022		0.0043

Mann-Whitney (Wilcoxon Rank Sum)

Constituent: Chromium, Total (mg/L) Analysis Run 5/17/2023 12:23 PM View: Mann-Whitney

Plant Scherer Client: Southern Company Data: Scherer Cell 1-CCR

	GWC-14	GWC-14
5/9/2010	<0.002	
6/18/2010	<0.002	
7/28/2010	<0.002	
9/9/2010	<0.002	
4/30/2011	<0.002	
10/28/2011	<0.002	
5/3/2012	<0.002	
11/10/2012	<0.002	
5/8/2013	<0.002	
11/5/2013	0.0036	
5/20/2014	<0.002	
11/12/2014	<0.002	
5/24/2015	<0.002	
11/11/2015	<0.002	
4/13/2016	<0.002 (D)	
6/21/2016	0.0006 (J)	
8/15/2016	<0.002	
10/4/2016	<0.002	
12/1/2016	<0.002	
2/7/2017	<0.002	
4/6/2017	<0.002	
6/20/2017	<0.002	
10/5/2017	<0.002	
3/20/2018	<0.002	
10/2/2018	<0.002	
3/26/2019	<0.002	
9/11/2019	0.0038	
3/18/2020	<0.002	
9/9/2020	<0.002	
4/1/2021		<0.002
8/11/2021		<0.002
2/16/2022		<0.002
8/26/2022		<0.002

Mann-Whitney (Wilcoxon Rank Sum)

Constituent: Chromium, Total (mg/L) Analysis Run 5/17/2023 12:23 PM View: Mann-Whitney

Plant Scherer Client: Southern Company Data: Scherer Cell 1-CCR

	GWC-18	GWC-18
5/10/2010	0.012	
6/16/2010	0.014	
7/26/2010	0.013	
9/7/2010	0.015	
4/29/2011	0.014	
10/28/2011	0.014	
5/2/2012	0.017	
11/9/2012	0.014	
5/8/2013	0.017	
11/6/2013	0.017	
5/23/2014	0.013	
11/8/2014	0.018	
5/22/2015	0.02	
11/10/2015	0.013	
4/11/2016	0.0139	
6/16/2016	0.014	
8/11/2016	0.016	
10/5/2016	0.014	
11/29/2016	0.013	
2/8/2017	0.013	
4/6/2017	0.014	
6/21/2017	0.013	
10/5/2017	0.014	
3/20/2018	0.014	
10/2/2018	0.014	
3/26/2019	0.014	
9/11/2019	0.017	
3/18/2020	0.014	
9/9/2020	0.013	
4/1/2021		0.014
8/11/2021		0.014
2/16/2022		0.012
8/25/2022		0.012

Mann-Whitney (Wilcoxon Rank Sum)

Constituent: Chromium, Total (mg/L) Analysis Run 5/17/2023 12:23 PM View: Mann-Whitney

Plant Scherer Client: Southern Company Data: Scherer Cell 1-CCR

	GWC-19	GWC-19
5/11/2010	0.0039 (J)	
6/16/2010	0.0049 (J)	
7/27/2010	0.0047 (J)	
9/7/2010	0.0057	
4/29/2011	0.0087	
10/28/2011	0.0075	
5/2/2012	0.011	
11/9/2012	0.0076	
5/9/2013	0.0088	
11/6/2013	0.011	
5/22/2014	0.0057 (J)	
11/8/2014	0.013	
5/23/2015	0.014	
11/10/2015	0.0091 (J)	
4/11/2016	0.00767 (J)	
6/16/2016	<0.01	
8/11/2016	0.0085	
10/5/2016	0.01	
11/29/2016	0.0087	
2/8/2017	0.0093	
4/5/2017	0.0098	
6/21/2017	0.0094	
10/5/2017	0.0096	
3/20/2018	0.0097	
10/2/2018	0.0097	
3/26/2019	0.0091	
9/12/2019	0.012	
3/19/2020	0.012	
9/9/2020	0.011	
4/5/2021		0.012
8/11/2021		0.013
2/16/2022		0.011
8/25/2022		0.015

Mann-Whitney (Wilcoxon Rank Sum)

Constituent: Chromium, Total (mg/L) Analysis Run 5/17/2023 12:23 PM View: Mann-Whitney

Plant Scherer Client: Southern Company Data: Scherer Cell 1-CCR

	GWC-2	GWC-2
5/11/2010	0.0051	
6/19/2010	<0.011	
7/27/2010	0.01	
9/9/2010	0.0072	
4/28/2011	0.0077	
10/28/2011	0.011	
5/3/2012	0.011	
11/9/2012	0.0089	
5/9/2013	0.0089	
11/5/2013	0.011	
5/22/2014	0.01	
11/13/2014	0.0084 (J)	
5/24/2015	0.0095 (J)	
11/11/2015	0.011	
4/12/2016	0.0122	
6/16/2016	<0.011	
8/11/2016	0.01	
10/4/2016	0.011	
11/30/2016	0.0098	
2/7/2017	0.0096	
4/6/2017	0.01	
6/20/2017	0.01	
10/4/2017	0.011	
3/20/2018	0.0099	
10/2/2018	0.01	
3/26/2019	0.0096	
9/10/2019	0.014	
3/18/2020	0.011	
9/9/2020	0.01	
4/1/2021		0.0057
8/12/2021		0.012
2/15/2022		0.011
8/26/2022		0.0095

Mann-Whitney (Wilcoxon Rank Sum)

Constituent: Chromium, Total (mg/L) Analysis Run 5/17/2023 12:23 PM View: Mann-Whitney

Plant Scherer Client: Southern Company Data: Scherer Cell 1-CCR

	GWC-20	GWC-20
5/11/2010	0.0063	
6/17/2010	0.0053	
7/27/2010	0.0064	
9/7/2010	0.0078	
4/29/2011	0.0065	
10/28/2011	0.0092	
5/3/2012	0.011	
11/10/2012	0.0073	
5/9/2013	0.0098	
11/6/2013	0.011	
5/22/2014	0.0097 (J)	
11/9/2014	0.012	
5/24/2015	0.016	
11/10/2015	0.0088 (J)	
4/12/2016	0.00965 (J)	
6/16/2016	<0.0085	
8/11/2016	0.0083	
10/5/2016	0.0094	
11/30/2016	0.0084	
2/8/2017	0.0091	
4/6/2017	0.011	
6/21/2017	0.0081	
10/5/2017	0.0083	
3/21/2018	<0.0085 (X)	
10/3/2018	0.0091	
3/26/2019	0.0092	
9/12/2019	0.011	
3/19/2020	0.0094	
9/10/2020	0.009	
4/5/2021		0.008
8/11/2021		0.0087
2/16/2022		0.0081
8/25/2022		0.0079

Mann-Whitney (Wilcoxon Rank Sum)

Constituent: Chromium, Total (mg/L) Analysis Run 5/17/2023 12:23 PM View: Mann-Whitney

Plant Scherer Client: Southern Company Data: Scherer Cell 1-CCR

	GWC-3	GWC-3
5/11/2010	0.01	
6/17/2010	0.0087	
7/28/2010	0.028 (O)	
9/7/2010	0.022	
4/29/2011	0.0099	
10/28/2011	0.0089	
5/3/2012	0.0091	
11/9/2012	0.008	
5/10/2013	0.019	
11/6/2013	0.013	
5/22/2014	0.0093 (J)	
11/9/2014	0.0098 (J)	
5/22/2015	0.01	
11/10/2015	0.011	
4/12/2016	0.00925 (JD)	
6/20/2016	0.0076 (J)	
8/12/2016	0.0079	
10/5/2016	0.0085	
11/30/2016	0.0086	
2/8/2017	0.011	
4/6/2017	0.0098	
6/21/2017	0.011	
10/5/2017	0.01	
3/21/2018	<0.0093 (X)	
10/3/2018	0.0081	
3/26/2019	0.0075	
9/10/2019	0.0092	
3/18/2020	0.0049	
9/10/2020	0.0061	
4/6/2021		0.0074
8/12/2021		0.0085
2/15/2022		0.0076
8/25/2022		0.0072

Mann-Whitney (Wilcoxon Rank Sum)

Constituent: Chromium, Total (mg/L) Analysis Run 5/17/2023 12:23 PM View: Mann-Whitney

Plant Scherer Client: Southern Company Data: Scherer Cell 1-CCR

	GWC-4	GWC-4
5/11/2010	0.0046 (J)	
6/17/2010	0.007	
7/28/2010	0.0084	
9/8/2010	0.0071	
4/28/2011	0.008	
10/29/2011	0.0054	
5/3/2012	0.0065	
11/10/2012	0.0059	
5/10/2013	0.0083	
11/6/2013	0.0099 (J)	
5/22/2014	0.0049 (J)	
11/9/2014	0.0068 (J)	
5/22/2015	0.0087 (J)	
11/11/2015	0.0084 (J)	
4/12/2016	0.00419 (J)	
6/20/2016	0.0043 (J)	
8/12/2016	0.0037	
10/6/2016	0.0062	
11/30/2016	0.0043	
2/8/2017	0.0052	
4/6/2017	0.005	
6/22/2017	0.0052	
10/6/2017	0.0049	
3/21/2018	<0.0062 (X)	
10/3/2018	0.0039	
3/26/2019	0.0084	
9/10/2019	0.0067	
3/19/2020	0.0045	
9/10/2020	0.0055	
4/2/2021		0.0052
8/12/2021		0.0045
2/15/2022		0.0041
8/25/2022		0.0038

Mann-Whitney (Wilcoxon Rank Sum)

Constituent: Chromium, Total (mg/L) Analysis Run 5/17/2023 12:23 PM View: Mann-Whitney

Plant Scherer Client: Southern Company Data: Scherer Cell 1-CCR

	GWC-5	GWC-5
5/11/2010	0.004 (J)	
6/18/2010	0.0056	
7/27/2010	0.0051	
9/9/2010	0.0037 (J)	
4/29/2011	0.0036 (J)	
10/28/2011	0.0026 (J)	
5/4/2012	0.0031 (J)	
11/10/2012	<0.005	
5/9/2013	0.0033 (J)	
11/6/2013	0.0045 (J)	
5/22/2014	0.0035 (J)	
11/9/2014	0.0062 (J)	
5/24/2015	0.012	
11/11/2015	0.0068 (J)	
4/19/2016	0.00368 (J)	
6/22/2016	0.0031 (J)	
8/16/2016	0.0028	
10/6/2016	0.003	
12/1/2016	0.0022 (J)	
2/9/2017	0.0035	
4/6/2017	0.0032	
6/21/2017	0.0031	
10/5/2017	0.0029	
3/22/2018	0.0086 (J+X)	
10/3/2018	0.003	
3/27/2019	0.0039	
9/11/2019	0.0079	
3/18/2020	0.0052	
9/9/2020	0.0048	
4/1/2021		0.0058
8/12/2021		0.0053
2/15/2022		0.0061
8/25/2022		0.0058

Mann-Whitney (Wilcoxon Rank Sum)

Constituent: Chromium, Total (mg/L) Analysis Run 5/17/2023 12:23 PM View: Mann-Whitney

Plant Scherer Client: Southern Company Data: Scherer Cell 1-CCR

	GWC-6	GWC-6
5/11/2010	<0.012	
6/18/2010	0.0063	
7/27/2010	0.004 (J)	
9/9/2010	0.0053	
4/30/2011	0.0035 (J)	
10/29/2011	0.0048 (J)	
5/4/2012	0.0064	
11/10/2012	0.0084	
5/9/2013	0.0041 (J)	
11/7/2013	0.0077 (J)	
5/21/2014	0.0044 (J)	
11/9/2014	0.0071 (J)	
5/24/2015	0.01	
11/11/2015	0.0053 (J)	
4/12/2016	0.00493 (J)	
6/20/2016	0.0043 (J)	
8/12/2016	0.0037	
10/6/2016	0.004	
11/30/2016	0.0035	
2/9/2017	0.0041	
4/6/2017	0.0038	
6/21/2017	0.004	
10/6/2017	0.0038	
3/21/2018	<0.012 (X)	
10/3/2018	0.0042	
3/26/2019	0.0044	
9/11/2019	0.0078	
3/18/2020	0.0046	
9/10/2020	0.0049	
4/5/2021		0.005
8/11/2021		0.005
2/15/2022		0.0046
8/25/2022		0.0046

Mann-Whitney (Wilcoxon Rank Sum)

Constituent: Chromium, Total (mg/L) Analysis Run 5/17/2023 12:23 PM View: Mann-Whitney

Plant Scherer Client: Southern Company Data: Scherer Cell 1-CCR

	GWC-7	GWC-7
5/10/2010	0.007	
6/18/2010	0.011	
7/28/2010	0.0092	
9/9/2010	0.01	
4/30/2011	0.012	
10/29/2011	0.012	
5/4/2012	0.013	
11/10/2012	0.0097	
5/9/2013	0.013	
11/7/2013	0.013	
5/21/2014	0.0091 (J)	
11/12/2014	0.0097 (J)	
5/24/2015	0.018	
11/11/2015	0.0086 (J)	
4/13/2016	0.00924 (JD)	
6/20/2016	0.0084 (J)	
8/15/2016	0.0083	
10/6/2016	0.0081	
12/1/2016	0.0083	
2/9/2017	0.0087	
4/7/2017	0.009	
6/22/2017	0.0092	
10/6/2017	0.0095	
3/22/2018	0.0086 (J+X)	
10/4/2018	0.0083	
3/27/2019	0.0088	
9/11/2019	0.013	
3/19/2020	0.011	
9/10/2020	0.0098	
4/1/2021		0.0091
8/11/2021		0.0092
2/15/2022		0.0088
8/25/2022		0.0085

Mann-Whitney (Wilcoxon Rank Sum)

Constituent: Chromium, Total (mg/L) Analysis Run 5/17/2023 12:23 PM View: Mann-Whitney

Plant Scherer Client: Southern Company Data: Scherer Cell 1-CCR

	GWC-8A	GWC-8A
5/10/2010	<0.002	
6/19/2010	<0.002	
7/28/2010	0.0034 (J)	
9/8/2010	0.014	
4/30/2011	0.022	
10/27/2011	0.0064	
5/4/2012	0.0059	
11/11/2012	0.011	
5/10/2013	0.038 (O)	
11/7/2013	0.012	
5/21/2014	0.0048 (J)	
11/13/2014	0.023	
5/23/2015	0.015	
11/11/2015	0.016	
4/19/2016	0.0086 (J)	
10/10/2016	0.0052	
12/1/2016	0.0062	
2/9/2017	0.0091	
4/7/2017	<0.002	
6/21/2017	<0.002	
8/15/2017	<0.002	
9/1/2017	<0.002	
10/9/2017	<0.002	
3/22/2018	0.0079 (J+X)	
10/4/2018	<0.002	
3/27/2019	<0.002	
9/11/2019	0.0052	
3/18/2020	<0.002	
9/9/2020	<0.002	
4/5/2021		<0.002
8/12/2021		<0.002
2/15/2022		<0.002
8/25/2022		<0.002

Mann-Whitney (Wilcoxon Rank Sum)

Constituent: Chromium, Total (mg/L) Analysis Run 5/17/2023 12:23 PM View: Mann-Whitney

Plant Scherer Client: Southern Company Data: Scherer Cell 1-CCR

	GWC-9	GWC-9
5/10/2010	0.0097	
6/16/2010	0.0074	
7/27/2010	0.0068	
9/8/2010	0.007	
4/29/2011	0.0062	
10/27/2011	0.0084	
5/3/2012	0.0099	
11/11/2012	0.0073	
5/9/2013	0.0085	
11/6/2013	0.013	
5/21/2014	0.0097 (J)	
11/12/2014	0.0072 (J)	
5/23/2015	0.0095 (J)	
11/12/2015	0.0046 (J)	
4/13/2016	0.00627 (JD)	
6/22/2016	0.0079 (J)	
8/15/2016	0.0075	
10/6/2016	0.0071	
12/1/2016	0.007	
2/8/2017	0.0047	
4/6/2017	0.006	
6/21/2017	0.0071	
10/5/2017	0.008	
3/21/2018	<0.0046 (X)	
10/2/2018	0.0081	
3/27/2019	0.0064	
9/11/2019	0.012	
3/18/2020	0.0066	
9/9/2020	0.0081	
4/1/2021		0.0018 (J)
8/12/2021		0.0077
2/15/2022		0.0079
8/25/2022		0.0092

Mann-Whitney (Wilcoxon Rank Sum)

Constituent: Cobalt, Total (mg/L) Analysis Run 5/17/2023 12:23 PM View: Mann-Whitney

Plant Scherer Client: Southern Company Data: Scherer Cell 1-CCR

	GWA-15	GWA-15
5/9/2010	<0.0025	
6/18/2010	<0.0025	
7/28/2010	<0.0025	
9/9/2010	<0.0025	
4/30/2011	<0.0025	
10/28/2011	<0.0025	
5/2/2012	<0.0025	
11/9/2012	<0.0025	
5/8/2013	<0.0025	
11/5/2013	<0.0025	
5/20/2014	<0.0025	
11/12/2014	<0.0025	
5/22/2015	<0.0025	
11/11/2015	<0.0025	
4/6/2016	0.00261 (O)	
6/15/2016	0.00092 (J)	
8/10/2016	0.00076 (J)	
10/4/2016	0.00081 (J)	
11/30/2016	0.00061 (J)	
2/7/2017	<0.0025	
4/4/2017	0.00084 (J)	
6/20/2017	0.0012 (J)	
10/4/2017	0.00087 (J)	
3/20/2018	0.0018 (JD)	
10/2/2018	0.0011 (J)	
3/26/2019	0.0019 (J)	
9/10/2019	0.0012 (J)	
3/18/2020	0.0017 (J)	
9/9/2020	0.0016 (J)	
4/1/2021		0.0024 (J)
8/11/2021		0.0011 (J)
2/15/2022		0.0029
8/25/2022		0.0014 (J)

Mann-Whitney (Wilcoxon Rank Sum)

Constituent: Cobalt, Total (mg/L) Analysis Run 5/17/2023 12:23 PM View: Mann-Whitney

Plant Scherer Client: Southern Company Data: Scherer Cell 1-CCR

	GWA-16	GWA-16
5/9/2010	<0.0025	
6/16/2010	<0.0025	
7/27/2010	<0.0025	
9/7/2010	<0.0025	
4/29/2011	0.003 (O)	
10/28/2011	<0.0025	
5/2/2012	<0.0025	
11/9/2012	<0.0025	
5/8/2013	<0.0025	
11/6/2013	<0.0025	
5/20/2014	<0.0025	
11/8/2014	<0.0025	
5/22/2015	<0.0025	
11/9/2015	<0.0025	
4/6/2016	<0.0025	
6/15/2016	2.2E-05 (J)	
8/10/2016	<0.0025	
10/4/2016	<0.0025	
11/29/2016	<0.0025	
2/7/2017	<0.0025	
4/4/2017	<0.0025	
6/20/2017	<0.0025	
10/5/2017	<0.0025	
3/20/2018	<0.0025	
10/2/2018	<0.0025	
3/26/2019	<0.0025	
9/10/2019	0.00031 (J)	
3/18/2020	0.00034 (J)	
9/9/2020	<0.0025	
4/1/2021		0.00014 (J)
8/11/2021		<0.0025
2/15/2022		<0.0025
8/25/2022		<0.0025

Mann-Whitney (Wilcoxon Rank Sum)

Constituent: Cobalt, Total (mg/L) Analysis Run 5/17/2023 12:23 PM View: Mann-Whitney
Plant Scherer Client: Southern Company Data: Scherer Cell 1-CCR

	GWA-17	GWA-17
5/8/2010	<0.0025	
6/16/2010	<0.0025	
7/26/2010	<0.0025	
9/7/2010	<0.0025	
4/29/2011	<0.0025	
10/28/2011	<0.0025	
5/2/2012	<0.0025	
11/9/2012	<0.0025	
5/8/2013	<0.0025	
11/6/2013	<0.0025	
5/20/2014	<0.0025	
11/8/2014	<0.0025	
5/22/2015	<0.0025	
11/9/2015	<0.0025	
4/6/2016	<0.0025	
6/15/2016	8.4E-05 (J)	
8/10/2016	<0.0025	
10/5/2016	<0.0025	
11/29/2016	<0.0025	
2/7/2017	<0.0025	
4/4/2017	<0.0025	
6/20/2017	<0.0025	
10/5/2017	<0.0025	
3/20/2018	<0.0025	
10/2/2018	<0.0025	
3/26/2019	<0.0025	
9/10/2019	0.00052 (J)	
3/18/2020	<0.0025	
9/9/2020	0.00019 (J)	
4/1/2021		<0.0025
8/11/2021		<0.0025
2/15/2022		<0.0025
8/24/2022		<0.0025

Mann-Whitney (Wilcoxon Rank Sum)

Constituent: Cobalt, Total (mg/L) Analysis Run 5/17/2023 12:23 PM View: Mann-Whitney

Plant Scherer Client: Southern Company Data: Scherer Cell 1-CCR

	GWC-1	GWC-1
5/11/2010	<0.0025	
6/17/2010	<0.0025	
7/27/2010	<0.0025	
9/9/2010	<0.0025	
4/28/2011	<0.0025	
10/29/2011	<0.0025	
5/3/2012	<0.0025	
11/9/2012	<0.0025	
5/9/2013	<0.0025	
11/5/2013	<0.0025	
5/23/2014	<0.0025	
11/13/2014	<0.0025	
5/23/2015	<0.0025	
11/11/2015	<0.0025	
4/12/2016	<0.0025	
6/16/2016	<0.0025	
8/11/2016	<0.0025	
10/4/2016	<0.0025	
11/30/2016	<0.0025	
2/7/2017	<0.0025	
4/5/2017	<0.0025	
6/20/2017	<0.0025	
10/4/2017	<0.0025	
3/20/2018	<0.0025	
10/2/2018	<0.0025	
3/26/2019	<0.0025	
9/10/2019	<0.0025	
3/18/2020	0.00017 (J)	
9/9/2020	<0.0025	
4/1/2021		<0.0025
8/18/2021		0.00025 (J)
2/15/2022		<0.0025
8/24/2022		<0.0025

Mann-Whitney (Wilcoxon Rank Sum)

Constituent: Cobalt, Total (mg/L) Analysis Run 5/17/2023 12:23 PM View: Mann-Whitney
Plant Scherer Client: Southern Company Data: Scherer Cell 1-CCR

	GWC-11	GWC-11
5/10/2010	<0.0025	
6/16/2010	<0.0025	
7/27/2010	<0.0025	
9/8/2010	<0.0025	
4/29/2011	<0.0025	
10/27/2011	<0.0025	
5/4/2012	<0.0025	
11/10/2012	<0.0025	
5/9/2013	<0.0025	
11/6/2013	<0.0025	
5/20/2014	<0.0025	
11/12/2014	<0.0025	
5/24/2015	<0.0025	
11/12/2015	<0.0025	
4/13/2016	<0.0025 (D)	
6/21/2016	<0.0025	
8/15/2016	<0.0025	
10/5/2016	<0.0025	
12/1/2016	<0.0025	
2/8/2017	<0.0025	
4/6/2017	<0.0025	
6/20/2017	<0.0025	
10/5/2017	<0.0025	
3/21/2018	<0.0025	
10/2/2018	<0.0025	
3/27/2019	<0.0025	
9/11/2019	<0.0025	
3/18/2020	<0.0025	
9/10/2020	0.00033 (J)	
4/1/2021		<0.0025
8/11/2021		<0.0025
2/16/2022		<0.0025
8/25/2022		<0.0025

Mann-Whitney (Wilcoxon Rank Sum)

Constituent: Cobalt, Total (mg/L) Analysis Run 5/17/2023 12:23 PM View: Mann-Whitney

Plant Scherer Client: Southern Company Data: Scherer Cell 1-CCR

	GWC-12	GWC-12
5/9/2010	<0.0004	
6/18/2010	<0.0004	
7/27/2010	<0.0004	
9/8/2010	<0.0004	
4/29/2011	<0.0004	
10/28/2011	<0.0004	
5/3/2012	<0.0004	
11/10/2012	<0.0004	
5/9/2013	<0.0004	
11/6/2013	<0.0004	
5/20/2014	<0.0004	
11/12/2014	<0.0004	
5/23/2015	<0.0004	
11/12/2015	<0.0004	
4/13/2016	<0.0004 (D)	
6/21/2016	0.0004 (J)	
8/15/2016	0.00042 (J)	
10/5/2016	0.00049 (J)	
12/1/2016	<0.0004	
2/8/2017	<0.0004	
4/5/2017	<0.0004	
6/20/2017	0.0004 (J)	
10/5/2017	0.00041 (J)	
3/21/2018	<0.0004	
10/2/2018	<0.0004	
3/26/2019	<0.0004	
9/11/2019	0.00042 (J)	
3/18/2020	0.00013 (J)	
9/10/2020	0.00057 (J)	
4/1/2021		0.00028 (J)
8/11/2021		0.00033 (J)
2/16/2022		0.00033 (J)
8/26/2022		0.00033 (J)

Mann-Whitney (Wilcoxon Rank Sum)

Constituent: Cobalt, Total (mg/L) Analysis Run 5/17/2023 12:23 PM View: Mann-Whitney

Plant Scherer Client: Southern Company Data: Scherer Cell 1-CCR

	GWC-18	GWC-18
5/10/2010	<0.0025	
6/16/2010	<0.0025	
7/26/2010	<0.0025	
9/7/2010	<0.0025	
4/29/2011	<0.0025	
10/28/2011	<0.0025	
5/2/2012	<0.0025	
11/9/2012	<0.0025	
5/8/2013	<0.0025	
11/6/2013	<0.0025	
5/23/2014	<0.0025	
11/8/2014	<0.0025	
5/22/2015	0.0032 (O)	
11/10/2015	<0.0025	
4/11/2016	<0.0025	
6/16/2016	<0.0025	
8/11/2016	<0.0025	
10/5/2016	<0.0025	
11/29/2016	<0.0025	
2/8/2017	<0.0025	
4/6/2017	<0.0025	
6/21/2017	<0.0025	
10/5/2017	<0.0025	
3/20/2018	<0.0025	
10/2/2018	<0.0025	
3/26/2019	<0.0025	
9/11/2019	0.00023 (J)	
3/18/2020	0.00018 (J)	
9/9/2020	0.00014 (J)	
4/1/2021		<0.0025
8/11/2021		0.00021 (J)
2/16/2022		<0.0025
8/25/2022		<0.0025

Mann-Whitney (Wilcoxon Rank Sum)

Constituent: Cobalt, Total (mg/L) Analysis Run 5/17/2023 12:23 PM View: Mann-Whitney

Plant Scherer Client: Southern Company Data: Scherer Cell 1-CCR

	GWC-19	GWC-19
5/11/2010	<0.0025	
6/16/2010	<0.0025	
7/27/2010	<0.0025	
9/7/2010	<0.0025	
4/29/2011	<0.0025	
10/28/2011	<0.0025	
5/2/2012	<0.0025	
11/9/2012	<0.0025	
5/9/2013	<0.0025	
11/6/2013	<0.0025	
5/22/2014	<0.0025	
11/8/2014	<0.0025	
5/23/2015	<0.0025	
11/10/2015	<0.0025	
4/11/2016	<0.0025	
6/16/2016	<0.0025	
8/11/2016	<0.0025	
10/5/2016	<0.0025	
11/29/2016	<0.0025	
2/8/2017	<0.0025	
4/5/2017	<0.0025	
6/21/2017	<0.0025	
10/5/2017	<0.0025	
3/20/2018	<0.0025	
10/2/2018	<0.0025	
3/26/2019	<0.0025	
9/12/2019	0.00021 (J)	
3/19/2020	0.00014 (J)	
9/9/2020	<0.0025	
4/5/2021		<0.0025
8/11/2021		<0.0025
2/16/2022		<0.0025
8/25/2022		<0.0025

Mann-Whitney (Wilcoxon Rank Sum)

Constituent: Cobalt, Total (mg/L) Analysis Run 5/17/2023 12:23 PM View: Mann-Whitney

Plant Scherer Client: Southern Company Data: Scherer Cell 1-CCR

	GWC-2	GWC-2
5/11/2010	<0.0025	
6/19/2010	<0.0025	
7/27/2010	<0.0025	
9/9/2010	<0.0025	
4/28/2011	<0.0025	
10/28/2011	<0.0025	
5/3/2012	<0.0025	
11/9/2012	<0.0025	
5/9/2013	<0.0025	
11/5/2013	<0.0025	
5/22/2014	<0.0025	
11/13/2014	<0.0025	
5/24/2015	<0.0025	
11/11/2015	<0.0025	
4/12/2016	<0.0025	
6/16/2016	<0.0025	
8/11/2016	<0.0025	
10/4/2016	<0.0025	
11/30/2016	<0.0025	
2/7/2017	<0.0025	
4/6/2017	<0.0025	
6/20/2017	<0.0025	
10/4/2017	<0.0025	
3/20/2018	<0.0025	
10/2/2018	<0.0025	
3/26/2019	<0.0025	
9/10/2019	0.00015 (J)	
3/18/2020	<0.0025	
9/9/2020	<0.0025	
4/1/2021		<0.0025
8/12/2021		0.0002 (J)
2/15/2022		<0.0025
8/26/2022		<0.0025

Mann-Whitney (Wilcoxon Rank Sum)

Constituent: Cobalt, Total (mg/L) Analysis Run 5/17/2023 12:23 PM View: Mann-Whitney

Plant Scherer Client: Southern Company Data: Scherer Cell 1-CCR

	GWC-20	GWC-20
5/11/2010	<0.0025	
6/17/2010	<0.0025	
7/27/2010	<0.0025	
9/7/2010	<0.0025	
4/29/2011	<0.0025	
10/28/2011	<0.0025	
5/3/2012	<0.0025	
11/10/2012	<0.0025	
5/9/2013	<0.0025	
11/6/2013	<0.0025	
5/22/2014	<0.0025	
11/9/2014	<0.0025	
5/24/2015	<0.0025	
11/10/2015	<0.0025	
4/12/2016	<0.0025	
6/16/2016	0.00012 (J)	
8/11/2016	<0.0025	
10/5/2016	<0.0025	
11/30/2016	<0.0025	
2/8/2017	<0.0025	
4/6/2017	0.0005 (J)	
6/21/2017	<0.0025	
10/5/2017	<0.0025	
3/21/2018	<0.0025	
10/3/2018	<0.0025	
3/26/2019	<0.0025	
9/12/2019	0.00021 (J)	
3/19/2020	0.00026 (J)	
9/10/2020	0.00018 (J)	
4/5/2021		<0.0025
8/11/2021		<0.0025
2/16/2022		<0.0025
8/25/2022		<0.0025

Mann-Whitney (Wilcoxon Rank Sum)

Constituent: Cobalt, Total (mg/L) Analysis Run 5/17/2023 12:23 PM View: Mann-Whitney

Plant Scherer Client: Southern Company Data: Scherer Cell 1-CCR

	GWC-3	GWC-3
5/11/2010	<0.0025	
6/17/2010	<0.0025	
7/28/2010	0.0034 (O)	
9/7/2010	<0.0025	
4/29/2011	0.0037 (O)	
10/28/2011	<0.0025	
5/3/2012	<0.0025	
11/9/2012	<0.0025	
5/10/2013	<0.0025	
11/6/2013	<0.0025	
5/22/2014	<0.0025	
11/9/2014	<0.0025	
5/22/2015	<0.0025	
11/10/2015	<0.0025	
4/12/2016	<0.0025 (D)	
6/20/2016	0.0001 (J)	
8/12/2016	0.00042 (J)	
10/5/2016	<0.0025	
11/30/2016	<0.0025	
2/8/2017	<0.0025	
4/6/2017	<0.0025	
6/21/2017	0.00042 (J)	
10/5/2017	<0.0025	
3/21/2018	<0.0025	
10/3/2018	<0.0025	
3/26/2019	<0.0025	
9/10/2019	0.00028 (J)	
3/18/2020	0.00014 (J)	
9/10/2020	0.00023 (J)	
4/6/2021		0.00031 (J)
8/12/2021		0.00067 (J)
2/15/2022		<0.0025
8/25/2022		0.00046 (J)

Mann-Whitney (Wilcoxon Rank Sum)

Constituent: Cobalt, Total (mg/L) Analysis Run 5/17/2023 12:23 PM View: Mann-Whitney

Plant Scherer Client: Southern Company Data: Scherer Cell 1-CCR

	GWC-4	GWC-4
5/11/2010	<0.0025	
6/17/2010	<0.0025	
7/28/2010	<0.0025	
9/8/2010	<0.0025	
4/28/2011	<0.0025	
10/29/2011	<0.0025	
5/3/2012	<0.0025	
11/10/2012	<0.0025	
5/10/2013	<0.0025	
11/6/2013	<0.0025	
5/22/2014	<0.0025	
11/9/2014	<0.0025	
5/22/2015	<0.0025	
11/11/2015	<0.0025	
4/12/2016	<0.0025	
6/20/2016	0.00016 (J)	
8/12/2016	<0.0025	
10/6/2016	0.00068 (J)	
11/30/2016	<0.0025	
2/8/2017	<0.0025	
4/6/2017	<0.0025	
6/22/2017	<0.0025	
10/6/2017	<0.0025	
3/21/2018	<0.0025	
10/3/2018	<0.0025	
3/26/2019	0.00096 (J)	
9/10/2019	<0.0025	
3/19/2020	0.00021 (J)	
9/10/2020	0.00032 (J)	
4/2/2021		0.00026 (J)
8/12/2021		<0.0025
2/15/2022		<0.0025
8/25/2022		<0.0025

Mann-Whitney (Wilcoxon Rank Sum)

Constituent: Cobalt, Total (mg/L) Analysis Run 5/17/2023 12:23 PM View: Mann-Whitney

Plant Scherer Client: Southern Company Data: Scherer Cell 1-CCR

	GWC-5	GWC-5
5/11/2010	<0.0025	
6/18/2010	<0.0025	
7/27/2010	<0.0025	
9/9/2010	<0.0025	
4/29/2011	<0.0025	
10/28/2011	<0.0025	
5/4/2012	<0.0025	
11/10/2012	<0.0025	
5/9/2013	<0.0025	
11/6/2013	<0.0025	
5/22/2014	<0.0025	
11/9/2014	<0.0025	
5/24/2015	<0.0025	
11/11/2015	<0.0025	
4/19/2016	<0.0025	
6/22/2016	<0.0025	
8/16/2016	<0.0025	
10/6/2016	<0.0025	
12/1/2016	<0.0025	
2/9/2017	<0.0025	
4/6/2017	<0.0025	
6/21/2017	<0.0025	
10/5/2017	<0.0025	
3/22/2018	<0.0025	
10/3/2018	<0.0025	
3/27/2019	<0.0025	
9/11/2019	9.9E-05 (J)	
3/18/2020	<0.0025	
9/9/2020	<0.0025	
4/1/2021		<0.0025
8/12/2021		<0.0025
2/15/2022		<0.0025
8/25/2022		<0.0025

Mann-Whitney (Wilcoxon Rank Sum)

Constituent: Cobalt, Total (mg/L) Analysis Run 5/17/2023 12:23 PM View: Mann-Whitney

Plant Scherer Client: Southern Company Data: Scherer Cell 1-CCR

	GWC-6	GWC-6
5/11/2010	<0.0025	
6/18/2010	<0.0025	
7/27/2010	<0.0025	
9/9/2010	<0.0025	
4/30/2011	<0.0025	
10/29/2011	<0.0025	
5/4/2012	<0.0025	
11/10/2012	<0.0025	
5/9/2013	<0.0025	
11/7/2013	<0.0025	
5/21/2014	<0.0025	
11/9/2014	<0.0025	
5/24/2015	<0.0025	
11/11/2015	<0.0025	
4/12/2016	<0.0025	
6/20/2016	3E-05 (J)	
8/12/2016	<0.0025	
10/6/2016	<0.0025	
11/30/2016	<0.0025	
2/9/2017	<0.0025	
4/6/2017	<0.0025	
6/21/2017	<0.0025	
10/6/2017	<0.0025	
3/21/2018	<0.0025	
10/3/2018	<0.0025	
3/26/2019	<0.0025	
9/11/2019	8.7E-05 (J)	
3/18/2020	<0.0025	
9/10/2020	<0.0025	
4/5/2021		0.00015 (J)
8/11/2021		<0.0025
2/15/2022		<0.0025
8/25/2022		<0.0025

Mann-Whitney (Wilcoxon Rank Sum)

Constituent: Cobalt, Total (mg/L) Analysis Run 5/17/2023 12:23 PM View: Mann-Whitney

Plant Scherer Client: Southern Company Data: Scherer Cell 1-CCR

	GWC-7	GWC-7
5/10/2010	<0.0025	
6/18/2010	<0.0025	
7/28/2010	<0.0025	
9/9/2010	<0.0025	
4/30/2011	<0.0025	
10/29/2011	<0.0025	
5/4/2012	<0.0025	
11/10/2012	<0.0025	
5/9/2013	<0.0025	
11/7/2013	<0.0025	
5/21/2014	<0.0025	
11/12/2014	<0.0025	
5/24/2015	<0.0025	
11/11/2015	<0.0025	
4/13/2016	<0.0025 (D)	
6/20/2016	8.6E-05 (J)	
8/15/2016	<0.0025	
10/6/2016	<0.0025	
12/1/2016	<0.0025	
2/9/2017	<0.0025	
4/7/2017	<0.0025	
6/22/2017	<0.0025	
10/6/2017	<0.0025	
3/22/2018	<0.0025	
10/4/2018	<0.0025	
3/27/2019	<0.0025	
9/11/2019	0.00016 (J)	
3/19/2020	0.00013 (J)	
9/10/2020	0.00038 (J)	
4/1/2021		0.00015 (J)
8/11/2021		<0.0025
2/15/2022		<0.0025
8/25/2022		<0.0025

Mann-Whitney (Wilcoxon Rank Sum)

Constituent: Cobalt, Total (mg/L) Analysis Run 5/17/2023 12:23 PM View: Mann-Whitney

Plant Scherer Client: Southern Company Data: Scherer Cell 1-CCR

	GWC-8A	GWC-8A
5/10/2010	<0.0025	
6/19/2010	<0.0025	
7/28/2010	<0.0025	
9/8/2010	<0.0025	
4/30/2011	0.0063 (O)	
10/27/2011	<0.0025	
5/4/2012	<0.0025	
11/11/2012	<0.0025	
5/10/2013	0.0068 (O)	
11/7/2013	<0.0025	
5/21/2014	<0.0025	
11/13/2014	0.0046	
5/23/2015	<0.0025	
11/11/2015	<0.0025	
4/19/2016	<0.0025	
10/10/2016	<0.0025	
12/1/2016	0.00068 (J)	
2/9/2017	0.0009 (J)	
4/7/2017	0.0011 (J)	
6/21/2017	0.00064 (J)	
8/15/2017	0.001 (J)	
9/1/2017	0.00089 (J)	
10/9/2017	0.00085 (J)	
3/22/2018	<0.0004 (o)	
10/4/2018	0.00048 (J)	
3/27/2019	0.0012 (J)	
9/11/2019	0.00085 (J)	
3/18/2020	0.0027	
9/9/2020	0.0043	
4/5/2021		0.0026
8/12/2021		0.0019 (J)
2/15/2022		0.0037
8/25/2022		0.0021 (J)

Mann-Whitney (Wilcoxon Rank Sum)

Constituent: Cobalt, Total (mg/L) Analysis Run 5/17/2023 12:23 PM View: Mann-Whitney
Plant Scherer Client: Southern Company Data: Scherer Cell 1-CCR

	GWC-9	GWC-9
5/10/2010	<0.0025	
6/16/2010	<0.0025	
7/27/2010	<0.0025	
9/8/2010	<0.0025	
4/29/2011	<0.0025	
10/27/2011	<0.0025	
5/3/2012	<0.0025	
11/11/2012	<0.0025	
5/9/2013	<0.0025	
11/6/2013	<0.0025	
5/21/2014	<0.0025	
11/12/2014	<0.0025	
5/23/2015	<0.0025	
11/12/2015	<0.0025	
4/13/2016	<0.0025 (D)	
6/22/2016	<0.0025	
8/15/2016	<0.0025	
10/6/2016	<0.0025	
12/1/2016	<0.0025	
2/8/2017	<0.0025	
4/6/2017	<0.0025	
6/21/2017	<0.0025	
10/5/2017	<0.0025	
3/21/2018	<0.0025	
10/2/2018	<0.0025	
3/27/2019	<0.0025	
9/11/2019	0.00016 (J)	
3/18/2020	<0.0025	
9/9/2020	0.00023 (J)	
4/1/2021		0.00015 (J)
8/12/2021		0.00013 (J)
2/15/2022		<0.0025
8/25/2022		0.00053 (J)

Mann-Whitney (Wilcoxon Rank Sum)

Constituent: Copper (mg/L) Analysis Run 5/17/2023 12:23 PM View: Mann-Whitney

Plant Scherer Client: Southern Company Data: Scherer Cell 1-CCR

	GWA-16	GWA-16
5/9/2010	<0.002	
6/16/2010	<0.002	
7/27/2010	<0.002	
9/7/2010	<0.002	
4/29/2011	<0.002	
10/28/2011	<0.002	
5/2/2012	<0.002	
11/9/2012	<0.002	
5/8/2013	<0.002	
11/6/2013	<0.002	
5/20/2014	<0.002	
11/8/2014	<0.002	
5/22/2015	<0.002	
11/9/2015	<0.002	
4/6/2016	<0.002	
10/4/2016	<0.002	
4/4/2017	<0.002	
10/5/2017	<0.002	
3/20/2018	<0.002	
10/2/2018	<0.002	
3/26/2019	<0.002	
9/10/2019	0.00095 (J)	
3/18/2020	<0.002	
9/9/2020	<0.002	
4/1/2021		0.00074 (J)
8/11/2021		<0.002
2/15/2022		<0.002
8/25/2022		<0.002

Mann-Whitney (Wilcoxon Rank Sum)

Constituent: Copper (mg/L) Analysis Run 5/17/2023 12:23 PM View: Mann-Whitney

Plant Scherer Client: Southern Company Data: Scherer Cell 1-CCR

	GWA-17	GWA-17
5/8/2010	<0.002	
6/16/2010	<0.002	
7/26/2010	<0.002	
9/7/2010	<0.002	
4/29/2011	<0.002	
10/28/2011	<0.002	
5/2/2012	<0.002	
11/9/2012	<0.002	
5/8/2013	<0.002	
11/6/2013	<0.002	
5/20/2014	<0.002	
11/8/2014	<0.002	
5/22/2015	<0.002	
11/9/2015	<0.002	
4/6/2016	<0.002	
10/5/2016	<0.002	
4/4/2017	<0.002	
10/5/2017	<0.002	
3/20/2018	<0.002	
10/2/2018	<0.002	
3/26/2019	<0.002	
9/10/2019	0.0012 (J)	
3/18/2020	<0.002	
9/9/2020	<0.002	
4/1/2021		<0.002
8/11/2021		<0.002
2/15/2022		<0.002
8/24/2022		<0.002

Mann-Whitney (Wilcoxon Rank Sum)

Constituent: Copper (mg/L) Analysis Run 5/17/2023 12:23 PM View: Mann-Whitney

Plant Scherer Client: Southern Company Data: Scherer Cell 1-CCR

	GWC-1	GWC-1
5/11/2010	<0.002	
6/17/2010	<0.002	
7/27/2010	<0.002	
9/9/2010	<0.002	
4/28/2011	<0.002	
10/29/2011	<0.002	
5/3/2012	<0.002	
11/9/2012	<0.002	
5/9/2013	<0.002	
11/5/2013	<0.002	
5/23/2014	<0.002	
11/13/2014	<0.002	
5/23/2015	<0.002	
11/11/2015	<0.002	
4/12/2016	<0.002	
10/4/2016	<0.002	
4/5/2017	<0.002	
10/4/2017	<0.002	
3/20/2018	<0.002	
10/2/2018	<0.002	
3/26/2019	<0.002	
9/10/2019	<0.002	
3/18/2020	<0.002	
9/9/2020	<0.002	
4/1/2021		<0.002
8/18/2021		0.0011 (J)
2/15/2022		0.0013 (J)
8/24/2022		<0.002

Mann-Whitney (Wilcoxon Rank Sum)

Constituent: Copper (mg/L) Analysis Run 5/17/2023 12:23 PM View: Mann-Whitney

Plant Scherer Client: Southern Company Data: Scherer Cell 1-CCR

	GWC-11	GWC-11
5/10/2010	<0.002	
6/16/2010	<0.002	
7/27/2010	<0.002	
9/8/2010	<0.002	
4/29/2011	<0.002	
10/27/2011	<0.002	
5/4/2012	<0.002	
11/10/2012	<0.002	
5/9/2013	<0.002	
11/6/2013	<0.002	
5/20/2014	<0.002	
11/12/2014	<0.002	
5/24/2015	<0.002	
11/12/2015	<0.002	
4/13/2016	<0.002 (D)	
10/5/2016	<0.002	
4/6/2017	<0.002	
10/5/2017	0.0021 (J)	
3/21/2018	<0.002	
10/2/2018	<0.002	
3/27/2019	<0.002	
9/11/2019	<0.002	
3/18/2020	<0.002	
9/10/2020	0.0007 (J)	
4/1/2021		<0.002
8/11/2021		<0.002
2/16/2022		<0.002
8/25/2022		<0.002

Mann-Whitney (Wilcoxon Rank Sum)

Constituent: Copper (mg/L) Analysis Run 5/17/2023 12:23 PM View: Mann-Whitney

Plant Scherer Client: Southern Company Data: Scherer Cell 1-CCR

	GWC-13	GWC-13
5/9/2010	<0.002	
6/18/2010	<0.002	
7/29/2010	<0.002	
9/9/2010	<0.002	
4/26/2011	<0.002	
10/28/2011	<0.002	
5/4/2012	0.0024 (J)	
11/11/2012	<0.002	
5/8/2013	<0.002	
11/7/2013	<0.002	
5/20/2014	<0.002	
11/12/2014	<0.002	
5/24/2015	<0.002	
11/12/2015	<0.002	
4/13/2016	<0.002 (D)	
10/7/2016	<0.002	
4/6/2017	<0.002	
10/6/2017	<0.002	
3/22/2018	<0.002	
10/3/2018	<0.002	
3/26/2019	<0.002	
9/11/2019	<0.002	
3/18/2020	<0.002	
9/10/2020	<0.002	
4/6/2021		<0.002
8/11/2021		<0.002
2/16/2022		<0.002
8/26/2022		<0.002

Mann-Whitney (Wilcoxon Rank Sum)

Constituent: Copper (mg/L) Analysis Run 5/17/2023 12:23 PM View: Mann-Whitney

Plant Scherer Client: Southern Company Data: Scherer Cell 1-CCR

	GWC-14	GWC-14
5/9/2010	<0.002	
6/18/2010	<0.002	
7/28/2010	<0.002	
9/9/2010	<0.002	
4/30/2011	<0.002	
10/28/2011	<0.002	
5/3/2012	0.0021 (J)	
11/10/2012	<0.002	
5/8/2013	<0.002	
11/5/2013	<0.002	
5/20/2014	<0.002	
11/12/2014	<0.002	
5/24/2015	<0.002	
11/11/2015	<0.002	
4/13/2016	<0.002 (D)	
10/4/2016	<0.002	
4/6/2017	<0.002	
10/5/2017	<0.002	
3/20/2018	<0.002	
10/2/2018	<0.002	
3/26/2019	<0.002	
9/11/2019	<0.002	
3/18/2020	<0.002	
9/9/2020	<0.002	
4/1/2021		<0.002
8/11/2021		<0.002
2/16/2022		<0.002
8/26/2022		<0.002

Mann-Whitney (Wilcoxon Rank Sum)

Constituent: Copper (mg/L) Analysis Run 5/17/2023 12:23 PM View: Mann-Whitney

Plant Scherer Client: Southern Company Data: Scherer Cell 1-CCR

	GWC-18	GWC-18
5/10/2010	<0.002	
6/16/2010	0.0025 (J)	
7/26/2010	0.0023 (J)	
9/7/2010	<0.002	
4/29/2011	<0.002	
10/28/2011	<0.002	
5/2/2012	<0.002	
11/9/2012	<0.002	
5/8/2013	<0.002	
11/6/2013	<0.002	
5/23/2014	<0.002	
11/8/2014	<0.002	
5/22/2015	<0.002	
11/10/2015	<0.002	
4/11/2016	<0.002	
10/5/2016	<0.002	
4/6/2017	<0.002	
10/5/2017	<0.002	
3/20/2018	<0.002	
10/2/2018	<0.002	
3/26/2019	<0.002	
9/11/2019	0.00084 (J)	
3/18/2020	<0.002	
9/9/2020	0.00084 (J)	
4/1/2021		<0.002
8/11/2021		<0.002
2/16/2022		<0.002
8/25/2022		<0.002

Mann-Whitney (Wilcoxon Rank Sum)

Constituent: Copper (mg/L) Analysis Run 5/17/2023 12:23 PM View: Mann-Whitney

Plant Scherer Client: Southern Company Data: Scherer Cell 1-CCR

	GWC-2	GWC-2
5/11/2010	<0.002	
6/19/2010	<0.002	
7/27/2010	<0.002	
9/9/2010	<0.002	
4/28/2011	<0.002	
10/28/2011	<0.002	
5/3/2012	<0.002	
11/9/2012	<0.002	
5/9/2013	<0.002	
11/5/2013	<0.002	
5/22/2014	<0.002	
11/13/2014	<0.002	
5/24/2015	<0.002	
11/11/2015	<0.002	
4/12/2016	<0.002	
10/4/2016	<0.002	
4/6/2017	<0.002	
10/4/2017	<0.002	
3/20/2018	<0.002	
10/2/2018	<0.002	
3/26/2019	<0.002	
9/10/2019	<0.002	
3/18/2020	<0.002	
9/9/2020	<0.002	
4/1/2021		0.00069 (J)
8/12/2021		0.00078 (J)
2/15/2022		0.0013 (J)
8/26/2022		<0.002

Mann-Whitney (Wilcoxon Rank Sum)

Constituent: Copper (mg/L) Analysis Run 5/17/2023 12:23 PM View: Mann-Whitney

Plant Scherer Client: Southern Company Data: Scherer Cell 1-CCR

	GWC-20	GWC-20
5/11/2010	<0.002	
6/17/2010	<0.002	
7/27/2010	0.0021 (J)	
9/7/2010	<0.002	
4/29/2011	<0.002	
10/28/2011	<0.002	
5/3/2012	<0.002	
11/10/2012	<0.002	
5/9/2013	<0.002	
11/6/2013	<0.002	
5/22/2014	<0.002	
11/9/2014	<0.002	
5/24/2015	<0.002	
11/10/2015	<0.002	
4/12/2016	<0.002	
10/5/2016	<0.002	
4/6/2017	<0.002	
10/5/2017	<0.002	
3/21/2018	<0.002	
10/3/2018	<0.002	
3/26/2019	<0.002	
3/19/2020	<0.002	
9/10/2020	<0.002	
4/5/2021		<0.002
8/11/2021		<0.002
2/16/2022		<0.002
8/25/2022		<0.002

Mann-Whitney (Wilcoxon Rank Sum)

Constituent: Copper (mg/L) Analysis Run 5/17/2023 12:23 PM View: Mann-Whitney

Plant Scherer Client: Southern Company Data: Scherer Cell 1-CCR

	GWC-3	GWC-3
5/11/2010	0.003 (J)	
6/17/2010	<0.002	
7/28/2010	0.012 (O)	
9/7/2010	0.0026 (J)	
4/29/2011	<0.002	
10/28/2011	<0.002	
5/3/2012	<0.002	
11/9/2012	<0.002	
5/10/2013	0.0042 (J)	
11/6/2013	<0.002	
5/22/2014	<0.002	
11/9/2014	<0.002	
5/22/2015	<0.002	
11/10/2015	<0.002	
4/12/2016	<0.002 (D)	
10/5/2016	<0.002	
4/6/2017	<0.002	
10/5/2017	<0.002	
3/21/2018	<0.002	
10/3/2018	<0.002	
3/26/2019	<0.002	
9/10/2019	0.0011 (J)	
3/18/2020	<0.002	
9/10/2020	0.00072 (J)	
4/6/2021		0.00088 (J)
8/12/2021		0.0019 (J)
2/15/2022		0.0013 (J)
8/25/2022		0.0013 (J)

Mann-Whitney (Wilcoxon Rank Sum)

Constituent: Copper (mg/L) Analysis Run 5/17/2023 12:23 PM View: Mann-Whitney

Plant Scherer Client: Southern Company Data: Scherer Cell 1-CCR

	GWC-4	GWC-4
5/11/2010	<0.002	
6/17/2010	0.0022 (J)	
7/28/2010	0.0033 (J)	
9/8/2010	<0.002	
4/28/2011	0.0037 (J)	
10/29/2011	<0.002	
5/3/2012	0.0031 (J)	
11/10/2012	0.0021 (J)	
5/10/2013	0.0025 (J)	
11/6/2013	0.0032 (J)	
5/22/2014	<0.002	
11/9/2014	<0.002	
5/22/2015	<0.002	
11/11/2015	0.002 (J)	
4/12/2016	<0.002	
10/6/2016	0.0022 (J)	
4/6/2017	<0.002	
10/6/2017	<0.002	
3/21/2018	<0.002	
10/3/2018	<0.002	
3/26/2019	0.0039	
9/10/2019	0.0017 (J)	
3/19/2020	<0.002	
9/10/2020	0.0011 (J)	
4/2/2021		0.0012 (J)
8/12/2021		<0.002
2/15/2022		0.0011 (J)
8/25/2022		<0.002

Mann-Whitney (Wilcoxon Rank Sum)

Constituent: Copper (mg/L) Analysis Run 5/17/2023 12:23 PM View: Mann-Whitney

Plant Scherer Client: Southern Company Data: Scherer Cell 1-CCR

	GWC-6	GWC-6
5/11/2010	<0.002	
6/18/2010	0.0026 (J)	
7/27/2010	0.0029 (J)	
9/9/2010	<0.002	
4/30/2011	<0.002	
10/29/2011	<0.002	
5/4/2012	0.0037 (J)	
11/10/2012	<0.002	
5/9/2013	<0.002	
11/7/2013	<0.002	
5/21/2014	<0.002	
11/9/2014	<0.002	
5/24/2015	<0.002	
11/11/2015	<0.002	
4/12/2016	<0.002	
10/6/2016	<0.002	
4/6/2017	<0.002	
10/6/2017	<0.002	
3/21/2018	<0.002	
10/3/2018	<0.002	
3/26/2019	<0.002	
9/11/2019	0.00066 (J)	
3/18/2020	<0.002	
9/10/2020	<0.002	
4/5/2021		<0.002
8/11/2021		<0.002
2/15/2022		<0.002
8/25/2022		<0.002

Mann-Whitney (Wilcoxon Rank Sum)

Constituent: Copper (mg/L) Analysis Run 5/17/2023 12:23 PM View: Mann-Whitney

Plant Scherer Client: Southern Company Data: Scherer Cell 1-CCR

	GWC-7	GWC-7
5/10/2010	<0.002	
6/18/2010	0.008 (O)	
7/28/2010	0.0021 (J)	
9/9/2010	<0.002	
4/30/2011	<0.002	
10/29/2011	<0.002	
5/4/2012	<0.002	
11/10/2012	<0.002	
5/9/2013	<0.002	
11/7/2013	0.0022 (J)	
5/21/2014	<0.002	
11/12/2014	<0.002	
5/24/2015	0.0022 (J)	
11/11/2015	<0.002	
4/13/2016	<0.002 (D)	
10/6/2016	<0.002	
4/7/2017	<0.002	
10/6/2017	0.0026	
3/22/2018	<0.002	
10/4/2018	<0.002	
3/27/2019	<0.002	
9/11/2019	0.00086 (J)	
3/19/2020	<0.002	
9/10/2020	0.0024	
4/1/2021		0.00094 (J)
8/11/2021		<0.002
2/15/2022		<0.002
8/25/2022		<0.002

Mann-Whitney (Wilcoxon Rank Sum)

Constituent: Copper (mg/L) Analysis Run 5/17/2023 12:23 PM View: Mann-Whitney

Plant Scherer Client: Southern Company Data: Scherer Cell 1-CCR

	GWC-8A	GWC-8A
5/10/2010	0.0036 (J)	
6/19/2010	0.004 (J)	
7/28/2010	0.013	
9/8/2010	0.068	
4/30/2011	0.098	
10/27/2011	0.02	
5/4/2012	0.024	
11/11/2012	0.032	
5/10/2013	0.18 (o)	
11/7/2013	0.021	
5/21/2014	0.0089 (J)	
11/13/2014	0.1	
5/23/2015	0.048	
11/11/2015	0.059	
4/19/2016	0.0131 (J)	
10/10/2016	0.0046	
4/7/2017	<0.002	
10/9/2017	<0.002	
3/22/2018	<0.002	
10/4/2018	<0.002	
3/27/2019	<0.002	
9/11/2019	<0.002	
3/18/2020	<0.002	
9/9/2020	<0.002	
4/5/2021		<0.002
8/12/2021		<0.002
2/15/2022		<0.002
8/25/2022		<0.002

Mann-Whitney (Wilcoxon Rank Sum)

Constituent: Copper (mg/L) Analysis Run 5/17/2023 12:23 PM View: Mann-Whitney

Plant Scherer Client: Southern Company Data: Scherer Cell 1-CCR

	GWC-9	GWC-9
5/10/2010	<0.002	
6/16/2010	<0.002	
7/27/2010	<0.002	
9/8/2010	<0.002	
4/29/2011	<0.002	
10/27/2011	<0.002	
5/3/2012	0.0023	
11/11/2012	<0.002	
5/9/2013	<0.002	
11/6/2013	<0.002	
5/21/2014	<0.002	
11/12/2014	<0.002	
5/23/2015	<0.002	
11/12/2015	<0.002	
4/13/2016	<0.002 (D)	
10/6/2016	<0.002	
4/6/2017	<0.002	
10/5/2017	<0.002	
3/21/2018	0.0038	
10/2/2018	<0.002	
3/27/2019	<0.002	
9/11/2019	<0.002	
3/18/2020	<0.002	
9/9/2020	<0.002	
4/1/2021		<0.002
8/12/2021		<0.002
2/15/2022		<0.002
8/25/2022		0.0017 (J)

Mann-Whitney (Wilcoxon Rank Sum)

Constituent: Fluoride (mg/L) Analysis Run 5/17/2023 12:23 PM View: Mann-Whitney

Plant Scherer Client: Southern Company Data: Scherer Cell 1-CCR

	GWA-15	GWA-15
4/6/2016	0.017 (J)	
6/15/2016	<0.1	
8/10/2016	<0.1	
10/4/2016	<0.1	
11/30/2016	<0.1	
2/7/2017	<0.1	
4/4/2017	<0.1	
6/20/2017	<0.1	
10/4/2017	<0.1	
3/20/2018	<0.1 (D)	
10/2/2018	<0.1	
3/26/2019	<0.1	
9/10/2019	<0.1	
3/18/2020	0.036 (J)	
9/9/2020	<0.1	
4/1/2021		<0.1
8/11/2021		0.036 (J)
2/15/2022		0.054 (J)
8/25/2022		<0.1

Mann-Whitney (Wilcoxon Rank Sum)

Constituent: Fluoride (mg/L) Analysis Run 5/17/2023 12:23 PM View: Mann-Whitney

Plant Scherer Client: Southern Company Data: Scherer Cell 1-CCR

	GWA-16	GWA-16
4/6/2016	0.048 (J)	
6/15/2016	<0.082	
8/10/2016	<0.082	
10/4/2016	<0.082	
11/29/2016	<0.082	
2/7/2017	<0.082	
4/4/2017	<0.082	
6/20/2017	<0.082	
10/5/2017	<0.082	
3/20/2018	<0.082	
10/2/2018	<0.082	
3/26/2019	0.041 (J)	
9/10/2019	0.047 (J)	
3/18/2020	0.041 (J)	
9/9/2020	0.034 (J)	
4/1/2021		0.035 (J)
8/11/2021		0.05 (J)
2/15/2022		0.079 (J)
8/25/2022		0.047 (J)

Mann-Whitney (Wilcoxon Rank Sum)

Constituent: Fluoride (mg/L) Analysis Run 5/17/2023 12:23 PM View: Mann-Whitney

Plant Scherer Client: Southern Company Data: Scherer Cell 1-CCR

	GWA-17	GWA-17
4/6/2016	0.039 (J)	
6/15/2016	<0.082	
8/10/2016	<0.082	
10/5/2016	<0.082	
11/29/2016	<0.082	
2/7/2017	<0.082	
4/4/2017	<0.082	
6/20/2017	<0.082	
10/5/2017	<0.082	
3/20/2018	<0.082	
10/2/2018	<0.082	
3/26/2019	0.042 (J)	
9/10/2019	0.046 (J)	
3/18/2020	0.071 (J)	
9/9/2020	0.036 (J)	
4/1/2021		0.042 (J)
8/11/2021		0.053 (J)
2/15/2022		0.083 (J)
8/24/2022		0.047 (J)

Mann-Whitney (Wilcoxon Rank Sum)

Constituent: Fluoride (mg/L) Analysis Run 5/17/2023 12:23 PM View: Mann-Whitney

Plant Scherer Client: Southern Company Data: Scherer Cell 1-CCR

	GWC-1	GWC-1
4/12/2016	0.087 (J)	
6/16/2016	0.04 (J)	
8/11/2016	0.092 (J)	
10/4/2016	<0.082	
11/30/2016	0.091 (J)	
2/7/2017	<0.082	
4/5/2017	<0.082	
6/20/2017	0.082 (J)	
10/4/2017	<0.082	
3/20/2018	<0.082	
10/2/2018	0.089 (J)	
3/26/2019	0.072 (J)	
9/10/2019	0.077 (J)	
3/18/2020	0.098 (J)	
9/9/2020	0.069 (J)	
4/1/2021		0.081 (J)
10/18/2021		0.081 (J)
2/15/2022		0.12
5/12/2022		0.048 (J,R)
8/24/2022		0.075 (J)

Mann-Whitney (Wilcoxon Rank Sum)

Constituent: Fluoride (mg/L) Analysis Run 5/17/2023 12:23 PM View: Mann-Whitney

Plant Scherer Client: Southern Company Data: Scherer Cell 1-CCR

	GWC-10	GWC-10
4/13/2016	0.082 (JD)	
6/21/2016	0.02 (J)	
8/15/2016	<0.082	
10/5/2016	<0.082	
12/1/2016	<0.082	
2/8/2017	<0.082	
4/6/2017	<0.082	
6/21/2017	<0.082	
10/5/2017	<0.082	
3/21/2018	<0.082	
10/2/2018	<0.082	
3/27/2019	0.077 (J)	
9/11/2019	0.067 (J)	
3/18/2020	0.088 (J)	
9/9/2020	0.055 (J)	
4/1/2021		0.086 (J)
8/17/2021		0.083 (J)
2/15/2022		0.099 (J)
8/25/2022		0.065 (J)

Mann-Whitney (Wilcoxon Rank Sum)

Constituent: Fluoride (mg/L) Analysis Run 5/17/2023 12:23 PM View: Mann-Whitney

Plant Scherer Client: Southern Company Data: Scherer Cell 1-CCR

	GWC-11	GWC-11
4/13/2016	0.061 (JD)	
6/21/2016	0.03 (J)	
8/15/2016	<0.1	
10/5/2016	<0.1	
12/1/2016	<0.1	
2/8/2017	<0.1	
4/6/2017	<0.1	
6/20/2017	<0.1	
10/5/2017	<0.1	
3/21/2018	<0.1	
10/2/2018	<0.1	
3/27/2019	0.048 (J)	
9/11/2019	0.054 (J)	
3/18/2020	0.064 (J)	
9/10/2020	0.052 (J)	
4/1/2021		0.042 (J)
8/11/2021		0.051 (J)
2/16/2022		<0.1
8/25/2022		0.059 (J)

Mann-Whitney (Wilcoxon Rank Sum)

Constituent: Fluoride (mg/L) Analysis Run 5/17/2023 12:23 PM View: Mann-Whitney

Plant Scherer Client: Southern Company Data: Scherer Cell 1-CCR

	GWC-12	GWC-12
4/13/2016	0.01 (JD)	
6/21/2016	<0.1	
8/15/2016	<0.1	
10/5/2016	<0.1	
12/1/2016	<0.1	
2/8/2017	<0.1	
4/5/2017	<0.1	
6/20/2017	<0.1	
10/5/2017	<0.1	
3/21/2018	<0.1 (D)	
10/2/2018	<0.1	
3/26/2019	0.026 (J)	
9/11/2019	0.039 (J)	
3/18/2020	0.046 (J)	
9/10/2020	<0.1	
4/1/2021		<0.1
8/11/2021		0.029 (J)
2/16/2022		<0.1
8/26/2022		0.026 (J)

Mann-Whitney (Wilcoxon Rank Sum)

Constituent: Fluoride (mg/L) Analysis Run 5/17/2023 12:23 PM View: Mann-Whitney

Plant Scherer Client: Southern Company Data: Scherer Cell 1-CCR

	GWC-13	GWC-13
4/13/2016	0.039 (JD)	
6/21/2016	<0.1	
8/15/2016	<0.1	
10/7/2016	<0.1	
12/1/2016	<0.1	
2/9/2017	<0.1	
4/6/2017	<0.1	
6/22/2017	<0.1	
10/6/2017	<0.1	
3/22/2018	<0.1	
10/3/2018	<0.1	
3/26/2019	0.04 (J)	
9/11/2019	0.051 (J)	
3/18/2020	0.055 (J)	
9/10/2020	0.034 (J)	
4/6/2021		0.026 (J)
8/11/2021		0.045 (J)
2/16/2022		<0.1
8/26/2022		0.055 (J)

Mann-Whitney (Wilcoxon Rank Sum)

Constituent: Fluoride (mg/L) Analysis Run 5/17/2023 12:23 PM View: Mann-Whitney

Plant Scherer Client: Southern Company Data: Scherer Cell 1-CCR

	GWC-14	GWC-14
4/13/2016	0.027 (JD)	
6/21/2016	<0.1	
8/15/2016	<0.1	
10/4/2016	<0.1	
12/1/2016	<0.1	
2/7/2017	<0.1	
4/6/2017	<0.1	
6/20/2017	<0.1	
10/5/2017	<0.1	
3/20/2018	<0.1	
10/2/2018	<0.1	
3/26/2019	0.034 (J)	
9/11/2019	0.045 (J)	
3/18/2020	0.068 (J)	
9/9/2020	<0.1	
4/1/2021		<0.1
8/11/2021		0.045 (J)
2/16/2022		<0.1
8/26/2022		0.068 (J)

Mann-Whitney (Wilcoxon Rank Sum)

Constituent: Fluoride (mg/L) Analysis Run 5/17/2023 12:23 PM View: Mann-Whitney

Plant Scherer Client: Southern Company Data: Scherer Cell 1-CCR

	GWC-18	GWC-18
4/11/2016	0.047 (J)	
6/16/2016	<0.1	
8/11/2016	<0.1	
10/5/2016	<0.1	
11/29/2016	<0.1	
2/8/2017	<0.1	
4/6/2017	<0.1	
6/21/2017	<0.1	
10/5/2017	<0.1	
3/20/2018	<0.1	
10/2/2018	<0.1	
3/26/2019	0.046 (J)	
9/11/2019	0.055 (J)	
3/18/2020	<0.1	
9/9/2020	0.045 (J)	
4/1/2021		0.041 (J)
8/11/2021		0.062 (J)
2/16/2022		0.034 (J)
8/25/2022		0.047 (J)

Mann-Whitney (Wilcoxon Rank Sum)

Constituent: Fluoride (mg/L) Analysis Run 5/17/2023 12:23 PM View: Mann-Whitney
Plant Scherer Client: Southern Company Data: Scherer Cell 1-CCR

	GWC-19	GWC-19
4/11/2016	0.048 (J)	
6/16/2016	<0.1	
8/11/2016	<0.1	
10/5/2016	<0.1	
11/29/2016	<0.1	
2/8/2017	<0.1	
4/5/2017	<0.1	
6/21/2017	<0.1	
10/5/2017	<0.1	
3/20/2018	<0.1	
10/2/2018	<0.1	
3/26/2019	0.04 (J)	
9/12/2019	0.032 (J)	
3/19/2020	<0.1	
9/9/2020	0.034 (J)	
6/1/2021		0.026 (J)
8/11/2021		0.047 (J)
2/16/2022		0.028 (J)
8/25/2022		0.042 (J)

Mann-Whitney (Wilcoxon Rank Sum)

Constituent: Fluoride (mg/L) Analysis Run 5/17/2023 12:23 PM View: Mann-Whitney

Plant Scherer Client: Southern Company Data: Scherer Cell 1-CCR

	GWC-2	GWC-2
4/12/2016	0.046 (J)	
6/16/2016	<0.082	
8/11/2016	<0.082	
10/4/2016	<0.082	
11/30/2016	<0.082	
2/7/2017	<0.082	
4/6/2017	<0.082	
6/20/2017	<0.082	
10/4/2017	<0.082	
3/20/2018	<0.082	
10/2/2018	<0.082	
3/26/2019	0.046 (J)	
9/10/2019	0.048 (J)	
3/18/2020	0.055 (J)	
9/9/2020	0.033 (J)	
4/1/2021		0.043 (J)
8/12/2021		0.054 (J)
2/15/2022		0.072 (J)
8/26/2022		0.048 (J)

Mann-Whitney (Wilcoxon Rank Sum)

Constituent: Fluoride (mg/L) Analysis Run 5/17/2023 12:23 PM View: Mann-Whitney

Plant Scherer Client: Southern Company Data: Scherer Cell 1-CCR

	GWC-20	GWC-20
4/12/2016	0.056 (J)	
6/16/2016	<0.1	
8/11/2016	<0.1	
10/5/2016	<0.1	
11/30/2016	<0.1	
2/8/2017	<0.1	
4/6/2017	<0.1	
6/21/2017	<0.1	
10/5/2017	<0.1	
3/21/2018	<0.1	
10/3/2018	<0.1	
3/26/2019	0.045 (J)	
9/12/2019	0.044 (J)	
3/19/2020	<0.1	
9/10/2020	0.051 (J)	
6/1/2021		0.033 (J)
8/11/2021		0.051 (J)
2/16/2022		<0.1
8/25/2022		0.05 (J)

Mann-Whitney (Wilcoxon Rank Sum)

Constituent: Fluoride (mg/L) Analysis Run 5/17/2023 12:23 PM View: Mann-Whitney

Plant Scherer Client: Southern Company Data: Scherer Cell 1-CCR

	GWC-3	GWC-3
4/12/2016	0.057 (JD)	
6/20/2016	0.04 (J)	
8/16/2016	<0.082	
10/5/2016	<0.082	
11/30/2016	<0.082	
2/8/2017	<0.082	
4/6/2017	<0.082	
6/21/2017	<0.082	
10/5/2017	<0.082	
3/21/2018	<0.082	
10/3/2018	<0.082	
3/26/2019	0.046 (J)	
9/10/2019	0.058 (J)	
3/18/2020	0.091 (J)	
9/10/2020	0.063 (J)	
4/6/2021		0.045 (J)
8/12/2021		0.084 (J)
2/15/2022		0.092 (J)
8/25/2022		0.059 (J)

Mann-Whitney (Wilcoxon Rank Sum)

Constituent: Fluoride (mg/L) Analysis Run 5/17/2023 12:23 PM View: Mann-Whitney

Plant Scherer Client: Southern Company Data: Scherer Cell 1-CCR

	GWC-4	GWC-4
4/12/2016	0.121 (J)	
6/20/2016	0.04 (J)	
8/16/2016	0.13 (J)	
10/6/2016	0.1 (J)	
11/30/2016	0.13 (J)	
2/8/2017	0.093 (J)	
4/6/2017	0.1 (J)	
6/22/2017	0.11 (J)	
10/6/2017	0.096 (J)	
3/21/2018	0.094 (J)	
10/3/2018	0.1 (J+X)	
3/26/2019	0.087 (J)	
9/10/2019	0.097 (J)	
3/19/2020	0.038 (J)	
9/10/2020	0.1	
4/2/2021		0.097 (J)
8/12/2021		0.11
2/15/2022		0.13
8/25/2022		0.077 (J)

Mann-Whitney (Wilcoxon Rank Sum)

Constituent: Fluoride (mg/L) Analysis Run 5/17/2023 12:23 PM View: Mann-Whitney

Plant Scherer Client: Southern Company Data: Scherer Cell 1-CCR

	GWC-5	GWC-5
4/19/2016	0.024 (J)	
6/22/2016	<0.082	
8/16/2016	<0.082	
10/6/2016	<0.082	
12/1/2016	<0.082	
2/9/2017	<0.082	
4/6/2017	<0.082	
6/21/2017	<0.082	
10/5/2017	<0.082	
3/22/2018	<0.082	
10/3/2018	<0.082	
3/27/2019	0.038 (J)	
9/11/2019	0.045 (J)	
3/18/2020	0.055 (J)	
9/9/2020	0.033 (J)	
4/1/2021		0.029 (J)
8/12/2021		0.045 (J)
2/15/2022		0.16
5/12/2022		0.03 (J,R)
8/25/2022		0.047 (J)

Mann-Whitney (Wilcoxon Rank Sum)

Constituent: Fluoride (mg/L) Analysis Run 5/17/2023 12:23 PM View: Mann-Whitney

Plant Scherer Client: Southern Company Data: Scherer Cell 1-CCR

	GWC-6	GWC-6
4/12/2016	0.061 (J)	
6/20/2016	<0.082	
8/16/2016	<0.082	
10/6/2016	<0.082	
11/30/2016	<0.082	
2/9/2017	<0.082	
4/6/2017	<0.082	
6/21/2017	<0.082	
10/6/2017	<0.082	
3/21/2018	<0.082	
10/3/2018	<0.082	
3/26/2019	0.058 (J)	
9/11/2019	0.058 (J)	
3/18/2020	0.082 (J)	
9/10/2020	0.052 (J)	
6/2/2021		0.038 (J)
8/11/2021		0.055 (J)
2/15/2022		0.095 (J)
8/25/2022		0.058 (J)

Mann-Whitney (Wilcoxon Rank Sum)

Constituent: Fluoride (mg/L) Analysis Run 5/17/2023 12:23 PM View: Mann-Whitney

Plant Scherer Client: Southern Company Data: Scherer Cell 1-CCR

	GWC-7	GWC-7
4/13/2016	0.061 (JD)	
6/20/2016	0.12 (J)	
8/15/2016	<0.1	
10/6/2016	<0.1	
12/1/2016	<0.1	
2/9/2017	<0.1	
4/7/2017	<0.1	
6/22/2017	<0.1	
10/6/2017	<0.1	
3/22/2018	<0.1	
10/4/2018	<0.1	
3/27/2019	0.04 (J)	
9/11/2019	0.057 (J)	
3/19/2020	<0.1	
9/10/2020	0.053 (J)	
4/1/2021		0.072 (J)
8/11/2021		0.058 (J)
2/15/2022		0.083 (J)
8/25/2022		0.051 (J)

Mann-Whitney (Wilcoxon Rank Sum)

Constituent: Fluoride (mg/L) Analysis Run 5/17/2023 12:23 PM View: Mann-Whitney

Plant Scherer Client: Southern Company Data: Scherer Cell 1-CCR

	GWC-8A	GWC-8A
4/19/2016	0.135 (J)	
10/10/2016	0.12 (J)	
12/1/2016	0.12 (J)	
2/9/2017	0.11 (J)	
4/7/2017	0.15 (J)	
6/21/2017	0.21	
8/15/2017	0.1 (J)	
9/1/2017	0.084 (J)	
3/22/2018	0.091 (J)	
10/4/2018	0.14 (J+X)	
3/27/2019	0.071 (J)	
9/11/2019	0.071 (J)	
3/18/2020	0.073 (J)	
9/9/2020	0.038 (J)	
6/1/2021		0.034 (J)
8/12/2021		0.087 (J)
2/15/2022		0.096 (J)
8/25/2022		0.059 (J)

Mann-Whitney (Wilcoxon Rank Sum)

Constituent: Fluoride (mg/L) Analysis Run 5/17/2023 12:23 PM View: Mann-Whitney

Plant Scherer Client: Southern Company Data: Scherer Cell 1-CCR

	GWC-9	GWC-9
4/13/2016	0.083 (JD)	
6/22/2016	0.03 (J)	
8/15/2016	<0.082	
10/6/2016	<0.082	
12/1/2016	<0.082	
2/8/2017	<0.082	
4/6/2017	<0.082	
6/21/2017	<0.082	
10/5/2017	0.084 (J)	
3/21/2018	<0.082	
10/2/2018	<0.082	
3/27/2019	0.066 (J)	
9/11/2019	0.067 (J)	
3/18/2020	0.096 (J)	
9/9/2020	0.067 (J)	
4/1/2021		0.072 (J)
8/12/2021		0.085 (J)
2/15/2022		0.096 (J)
8/25/2022		0.064 (J)

Mann-Whitney (Wilcoxon Rank Sum)

Constituent: Lead, Total (mg/L) Analysis Run 5/17/2023 12:23 PM View: Mann-Whitney

Plant Scherer Client: Southern Company Data: Scherer Cell 1-CCR

	GWA-16	GWA-16
5/9/2010	0.0021 (J)	
6/16/2010	0.0028 (J)	
7/27/2010	<0.001	
9/7/2010	<0.001	
4/29/2011	0.0032 (J)	
10/28/2011	0.0025 (J)	
5/2/2012	<0.001	
11/9/2012	0.0024 (J)	
5/8/2013	0.0051	
11/6/2013	0.0033 (J)	
5/20/2014	<0.001	
11/8/2014	<0.001	
5/22/2015	0.0036 (J)	
11/9/2015	0.0039 (J)	
4/6/2016	<0.001	
6/15/2016	<0.001	
8/10/2016	<0.001	
10/4/2016	<0.001	
11/29/2016	<0.001	
2/7/2017	<0.001	
4/4/2017	<0.001	
6/20/2017	<0.001	
10/5/2017	<0.001	
3/20/2018	<0.001	
10/2/2018	<0.001	
3/26/2019	<0.001	
9/10/2019	0.00016 (J)	
3/18/2020	<0.001	
9/9/2020	<0.001	
4/1/2021		<0.001
8/11/2021		<0.001
2/15/2022		<0.001
8/25/2022		<0.001

Mann-Whitney (Wilcoxon Rank Sum)

Constituent: Lead, Total (mg/L) Analysis Run 5/17/2023 12:23 PM View: Mann-Whitney

Plant Scherer Client: Southern Company Data: Scherer Cell 1-CCR

	GWA-17	GWA-17
5/8/2010	<0.001	
6/16/2010	0.0021 (J)	
7/26/2010	<0.001	
9/7/2010	<0.001	
4/29/2011	0.0024 (J)	
10/28/2011	0.002 (J)	
5/2/2012	<0.001	
11/9/2012	<0.001	
5/8/2013	0.0034 (J)	
11/6/2013	0.0028 (J)	
5/20/2014	<0.001	
11/8/2014	<0.001	
5/22/2015	0.0032 (J)	
11/9/2015	<0.001	
4/6/2016	<0.001	
6/15/2016	<0.001	
8/10/2016	<0.001	
10/5/2016	<0.001	
11/29/2016	<0.001	
2/7/2017	<0.001	
4/4/2017	<0.001	
6/20/2017	<0.001	
10/5/2017	<0.001	
3/20/2018	<0.001	
10/2/2018	<0.001	
3/26/2019	<0.001	
9/10/2019	0.00022 (J)	
3/18/2020	<0.001	
9/9/2020	<0.001	
4/1/2021		<0.001
8/11/2021		<0.001
2/15/2022		<0.001
8/24/2022		<0.001

Mann-Whitney (Wilcoxon Rank Sum)

Constituent: Lead, Total (mg/L) Analysis Run 5/17/2023 12:23 PM View: Mann-Whitney

Plant Scherer Client: Southern Company Data: Scherer Cell 1-CCR

	GWC-1	GWC-1
5/11/2010	<0.001	
6/17/2010	0.0026 (J)	
7/27/2010	<0.001	
9/9/2010	<0.001	
4/28/2011	0.0036 (J)	
10/29/2011	0.0038 (J)	
5/3/2012	<0.001	
11/9/2012	0.0024 (J)	
5/9/2013	0.0085	
11/5/2013	0.0042 (J)	
5/23/2014	<0.001	
11/13/2014	<0.001	
5/23/2015	0.0044 (J)	
11/11/2015	0.0042 (J)	
4/12/2016	<0.001	
6/16/2016	<0.001	
8/11/2016	<0.001	
10/4/2016	<0.001	
11/30/2016	<0.001	
2/7/2017	<0.001	
4/5/2017	<0.001	
6/20/2017	<0.001	
10/4/2017	0.00067 (J)	
3/20/2018	<0.001	
10/2/2018	<0.001	
3/26/2019	<0.001	
9/10/2019	<0.001	
3/18/2020	0.00023 (J)	
9/9/2020	<0.001	
4/1/2021		<0.001
8/18/2021		<0.001
2/15/2022		<0.001
8/24/2022		<0.001

Mann-Whitney (Wilcoxon Rank Sum)

Constituent: Lead, Total (mg/L) Analysis Run 5/17/2023 12:23 PM View: Mann-Whitney

Plant Scherer Client: Southern Company Data: Scherer Cell 1-CCR

	GWC-11	GWC-11
5/10/2010	<0.001	
6/16/2010	<0.001	
7/27/2010	<0.001	
9/8/2010	<0.001	
4/29/2011	0.0032 (J)	
10/27/2011	0.0027 (J)	
5/4/2012	<0.001	
11/10/2012	0.0025 (J)	
5/9/2013	0.0051	
11/6/2013	0.0037 (J)	
5/20/2014	<0.001	
11/12/2014	<0.001	
5/24/2015	0.0037 (J)	
11/12/2015	0.0038 (J)	
4/13/2016	<0.001 (D)	
6/21/2016	<0.001	
8/15/2016	<0.001	
10/5/2016	<0.001	
12/1/2016	<0.001	
2/8/2017	<0.001	
4/6/2017	<0.001	
6/20/2017	<0.001	
10/5/2017	<0.001	
3/21/2018	<0.001	
10/2/2018	<0.001	
3/27/2019	<0.001	
9/11/2019	<0.001	
3/18/2020	0.0017	
9/10/2020	0.00014 (J)	
4/1/2021		<0.001
8/11/2021		<0.001
2/16/2022		<0.001
8/25/2022		<0.001

Mann-Whitney (Wilcoxon Rank Sum)

Constituent: Lead, Total (mg/L) Analysis Run 5/17/2023 12:23 PM View: Mann-Whitney

Plant Scherer Client: Southern Company Data: Scherer Cell 1-CCR

	GWC-13	GWC-13
5/9/2010	<0.001	
6/18/2010	0.0021	
7/29/2010	<0.001	
9/9/2010	<0.001	
4/26/2011	<0.001	
10/28/2011	<0.001	
5/4/2012	<0.001	
11/11/2012	<0.001	
5/8/2013	0.0036	
11/7/2013	<0.001	
5/20/2014	<0.001	
11/12/2014	<0.001	
5/24/2015	<0.001	
11/12/2015	<0.001	
4/13/2016	<0.001 (D)	
6/21/2016	<0.001	
8/15/2016	<0.001	
10/7/2016	<0.001	
12/1/2016	<0.001	
2/9/2017	<0.001	
4/6/2017	<0.001	
6/22/2017	<0.001	
10/6/2017	0.00061 (J)	
3/22/2018	<0.001	
10/3/2018	<0.001	
3/26/2019	<0.001	
9/11/2019	<0.001	
3/18/2020	<0.001	
9/10/2020	<0.001	
4/6/2021		<0.001
8/11/2021		<0.001
2/16/2022		<0.001
8/26/2022		<0.001

Mann-Whitney (Wilcoxon Rank Sum)

Constituent: Lead, Total (mg/L) Analysis Run 5/17/2023 12:23 PM View: Mann-Whitney

Plant Scherer Client: Southern Company Data: Scherer Cell 1-CCR

	GWC-19	GWC-19
5/11/2010	<0.001	
6/16/2010	0.0022 (J)	
7/27/2010	<0.001	
9/7/2010	<0.001	
4/29/2011	0.0029 (J)	
10/28/2011	0.0021 (J)	
5/2/2012	<0.001	
11/9/2012	0.002 (J)	
5/9/2013	0.0056	
11/6/2013	0.0035 (J)	
5/22/2014	<0.001	
11/8/2014	<0.001	
5/23/2015	0.0047 (J)	
11/10/2015	0.0044 (J)	
4/11/2016	<0.001	
6/16/2016	<0.001	
8/11/2016	<0.001	
10/5/2016	<0.001	
11/29/2016	<0.001	
2/8/2017	<0.001	
4/5/2017	0.0009 (J)	
6/21/2017	<0.001	
10/5/2017	0.0015	
3/20/2018	<0.001	
10/2/2018	<0.001	
3/26/2019	<0.001	
9/12/2019	<0.001	
3/19/2020	<0.001	
9/9/2020	<0.001	
4/5/2021		0.00014 (J)
8/11/2021		<0.001
2/16/2022		<0.001
8/25/2022		<0.001

Mann-Whitney (Wilcoxon Rank Sum)

Constituent: Lead, Total (mg/L) Analysis Run 5/17/2023 12:23 PM View: Mann-Whitney

Plant Scherer Client: Southern Company Data: Scherer Cell 1-CCR

	GWC-2	GWC-2
5/11/2010	<0.001	
6/19/2010	0.003 (J)	
7/27/2010	<0.001	
9/9/2010	<0.001	
4/28/2011	0.0037 (J)	
10/28/2011	0.003 (J)	
5/3/2012	<0.001	
11/9/2012	0.003 (J)	
5/9/2013	0.0063	
11/5/2013	0.0043 (J)	
5/22/2014	<0.001	
11/13/2014	0.0021 (J)	
5/24/2015	0.0043 (J)	
11/11/2015	0.0032 (J)	
4/12/2016	<0.001	
6/16/2016	<0.001	
8/11/2016	<0.001	
10/4/2016	<0.001	
11/30/2016	<0.001	
2/7/2017	<0.001	
4/6/2017	<0.001	
6/20/2017	<0.001	
10/4/2017	<0.001	
3/20/2018	<0.001	
10/2/2018	<0.001	
3/26/2019	<0.001	
9/10/2019	<0.001	
3/18/2020	0.00014 (J)	
9/9/2020	<0.001	
4/1/2021		<0.001
8/12/2021		<0.001
2/15/2022		<0.001
8/26/2022		<0.001

Mann-Whitney (Wilcoxon Rank Sum)

Constituent: Lead, Total (mg/L) Analysis Run 5/17/2023 12:23 PM View: Mann-Whitney

Plant Scherer Client: Southern Company Data: Scherer Cell 1-CCR

	GWC-3	GWC-3
5/11/2010	0.011 (o)	
6/17/2010	0.0027 (J)	
7/28/2010	<0.001	
9/7/2010	<0.001	
4/29/2011	0.0038 (J)	
10/28/2011	<0.001	
5/3/2012	<0.001	
11/9/2012	0.0029 (J)	
5/10/2013	0.0061	
11/6/2013	0.0025 (J)	
5/22/2014	<0.001	
11/9/2014	<0.001	
5/22/2015	0.0034 (J)	
11/10/2015	0.0021 (J)	
4/12/2016	<0.001 (D)	
6/20/2016	<0.001	
8/12/2016	<0.001	
10/5/2016	<0.001	
11/30/2016	<0.001	
2/8/2017	<0.001	
4/6/2017	<0.001	
6/21/2017	<0.001	
10/5/2017	<0.001	
3/21/2018	<0.001	
10/3/2018	0.00037 (J)	
3/26/2019	<0.001	
9/10/2019	<0.001	
3/18/2020	<0.001	
9/10/2020	<0.001	
4/6/2021		<0.001
8/12/2021		0.00014 (J)
2/15/2022		<0.001
8/25/2022		<0.001

Mann-Whitney (Wilcoxon Rank Sum)

Constituent: Lead, Total (mg/L) Analysis Run 5/17/2023 12:23 PM View: Mann-Whitney

Plant Scherer Client: Southern Company Data: Scherer Cell 1-CCR

	GWC-4	GWC-4
5/11/2010	<0.001	
6/17/2010	<0.001	
7/28/2010	<0.001	
9/8/2010	0.002 (J)	
4/28/2011	0.0042 (J)	
10/29/2011	0.0036 (J)	
5/3/2012	<0.001	
11/10/2012	0.0023 (J)	
5/10/2013	0.0062	
11/6/2013	0.0043 (J)	
5/22/2014	<0.001	
11/9/2014	<0.001	
5/22/2015	0.0046 (J)	
11/11/2015	0.0028 (J)	
4/12/2016	<0.001	
6/20/2016	<0.001	
8/12/2016	<0.001	
10/6/2016	<0.001	
11/30/2016	<0.001	
2/8/2017	<0.001	
4/6/2017	<0.001	
6/22/2017	<0.001	
10/6/2017	<0.001	
3/21/2018	<0.001	
10/3/2018	<0.001	
3/26/2019	<0.001	
9/10/2019	<0.001	
3/19/2020	0.00019 (J)	
9/10/2020	<0.001	
4/2/2021		<0.001
8/12/2021		<0.001
2/15/2022		<0.001
8/25/2022		<0.001

Mann-Whitney (Wilcoxon Rank Sum)

Constituent: Lead, Total (mg/L) Analysis Run 5/17/2023 12:23 PM View: Mann-Whitney

Plant Scherer Client: Southern Company Data: Scherer Cell 1-CCR

	GWC-7	GWC-7
5/10/2010	<0.001	
6/18/2010	0.0027 (J)	
7/28/2010	<0.001	
9/9/2010	0.002 (J)	
4/30/2011	0.0037 (J)	
10/29/2011	0.0025 (J)	
5/4/2012	<0.001	
11/10/2012	0.003 (J)	
5/9/2013	0.0064	
11/7/2013	0.0037 (J)	
5/21/2014	<0.001	
11/12/2014	<0.001	
5/24/2015	0.0053 (J)	
11/11/2015	0.0022 (J)	
4/13/2016	<0.001 (D)	
6/20/2016	<0.001	
8/15/2016	<0.001	
10/6/2016	<0.001	
12/1/2016	<0.001	
2/9/2017	<0.001	
4/7/2017	<0.001	
6/22/2017	<0.001	
10/6/2017	<0.001	
3/22/2018	<0.001	
10/4/2018	<0.001	
3/27/2019	<0.001	
9/11/2019	<0.001	
3/19/2020	<0.001	
9/10/2020	0.00017 (J)	
4/1/2021		<0.001
8/11/2021		0.00014 (J)
2/15/2022		<0.001
8/25/2022		<0.001

Mann-Whitney (Wilcoxon Rank Sum)

Constituent: Lead, Total (mg/L) Analysis Run 5/17/2023 12:23 PM View: Mann-Whitney

Plant Scherer Client: Southern Company Data: Scherer Cell 1-CCR

	GWC-8A	GWC-8A
5/10/2010	<0.001	
6/19/2010	<0.001	
7/28/2010	<0.001	
9/8/2010	0.0023 (J)	
4/30/2011	0.011 (O)	
10/27/2011	0.0055	
5/4/2012	0.0029 (J)	
11/11/2012	0.0052	
5/10/2013	0.023 (O)	
11/7/2013	0.0083	
5/21/2014	<0.001	
11/13/2014	0.0085	
5/23/2015	0.0077	
11/11/2015	0.008	
4/19/2016	<0.001	
10/10/2016	<0.001	
12/1/2016	0.00047 (J)	
2/9/2017	0.0012 (J)	
4/7/2017	<0.001	
6/21/2017	<0.001	
8/15/2017	<0.001	
9/1/2017	<0.001	
10/9/2017	<0.001	
3/22/2018	<0.001	
10/4/2018	<0.001	
3/27/2019	<0.001	
9/11/2019	<0.001	
3/18/2020	<0.001	
9/9/2020	<0.001	
4/5/2021		0.00034 (J)
8/12/2021		<0.001
2/15/2022		<0.001
8/25/2022		<0.001

Mann-Whitney (Wilcoxon Rank Sum)

Constituent: Mercury (mg/L) Analysis Run 5/17/2023 12:23 PM View: Mann-Whitney

Plant Scherer Client: Southern Company Data: Scherer Cell 1-CCR

	GWA-15	GWA-15
5/9/2010	<0.0002	
6/18/2010	<0.0002	
7/28/2010	<0.0002	
9/9/2010	<0.0002	
4/30/2011	<0.0002	
10/28/2011	<0.0002	
5/2/2012	<0.0002	
11/9/2012	<0.0002	
5/8/2013	7E-05 (J)	
11/5/2013	<0.0002	
5/20/2014	<0.0002	
11/12/2014	<0.0002	
5/22/2015	7.2E-05 (J)	
11/11/2015	<0.0002	
4/6/2016	<0.0002	
6/15/2016	<0.0002	
8/10/2016	<0.0002	
10/4/2016	<0.0002	
11/30/2016	<0.0002	
2/7/2017	<0.0002	
4/4/2017	<0.0002	
6/20/2017	<0.0002	
10/4/2017	<0.0002	
3/20/2018	<0.0002 (XD)	
10/2/2018	<0.0002 (X)	
3/26/2019	<0.0002	
9/10/2019	<0.0002	
3/18/2020	<0.0002	
9/9/2020	<0.0002	
4/1/2021		<0.0002
8/11/2021		<0.0002
2/15/2022		<0.0002
8/25/2022		<0.0002

Mann-Whitney (Wilcoxon Rank Sum)

Constituent: Mercury (mg/L) Analysis Run 5/17/2023 12:23 PM View: Mann-Whitney

Plant Scherer Client: Southern Company Data: Scherer Cell 1-CCR

	GWA-16	GWA-16
5/9/2010	<0.0002	
6/16/2010	<0.0002	
7/27/2010	<0.0002	
9/7/2010	7.4E-05 (J)	
4/29/2011	<0.0002	
10/28/2011	<0.0002	
5/2/2012	<0.0002	
11/9/2012	<0.0002	
5/8/2013	8E-05 (J)	
11/6/2013	0.00014	
5/20/2014	<0.0002	
11/8/2014	<0.0002	
5/22/2015	<0.0002	
11/9/2015	<0.0002	
4/6/2016	<0.0002	
6/15/2016	<0.0002	
8/10/2016	<0.0002	
10/4/2016	<0.0002	
11/29/2016	<0.0002	
2/7/2017	<0.0002	
4/4/2017	<0.0002	
6/20/2017	<0.0002	
10/5/2017	<0.0002	
3/20/2018	<0.0002	
10/2/2018	<0.0002 (X)	
3/26/2019	<0.0002	
9/10/2019	<0.0002	
3/18/2020	<0.0002	
9/9/2020	<0.0002	
4/1/2021		<0.0002
8/11/2021		<0.0002
2/15/2022		<0.0002
8/25/2022		<0.0002

Mann-Whitney (Wilcoxon Rank Sum)

Constituent: Mercury (mg/L) Analysis Run 5/17/2023 12:23 PM View: Mann-Whitney

Plant Scherer Client: Southern Company Data: Scherer Cell 1-CCR

	GWA-17	GWA-17
5/8/2010	<0.0002	
6/16/2010	<0.0002	
7/26/2010	<0.0002	
9/7/2010	7.8E-05 (J)	
4/29/2011	<0.0002	
10/28/2011	<0.0002	
5/2/2012	<0.0002	
11/9/2012	<0.0002	
5/8/2013	<0.0002	
11/6/2013	0.00011	
5/20/2014	<0.0002	
11/8/2014	<0.0002	
5/22/2015	7.1E-05 (J)	
11/9/2015	<0.0002	
4/6/2016	<0.0002	
6/15/2016	<0.0002	
8/10/2016	<0.0002	
10/5/2016	<0.0002	
11/29/2016	<0.0002	
2/7/2017	<0.0002	
4/4/2017	<0.0002	
6/20/2017	<0.0002	
10/5/2017	<0.0002	
3/20/2018	<0.0002 (X)	
10/2/2018	<0.0002 (X)	
3/26/2019	<0.0002	
9/10/2019	<0.0002	
3/18/2020	<0.0002	
9/9/2020	<0.0002	
4/1/2021		<0.0002
8/11/2021		<0.0002
2/15/2022		<0.0002
8/24/2022		<0.0002

Mann-Whitney (Wilcoxon Rank Sum)

Constituent: Mercury (mg/L) Analysis Run 5/17/2023 12:23 PM View: Mann-Whitney

Plant Scherer Client: Southern Company Data: Scherer Cell 1-CCR

	GWC-1	GWC-1
5/11/2010	<0.0002	
6/17/2010	<0.0002	
7/27/2010	<0.0002	
9/9/2010	<0.0002	
4/28/2011	<0.0002	
10/29/2011	<0.0002	
5/3/2012	<0.0002	
11/9/2012	<0.0002	
5/9/2013	<0.0002	
11/5/2013	7.3E-05 (J)	
5/23/2014	<0.0002	
11/13/2014	<0.0002	
5/23/2015	<0.0002	
11/11/2015	<0.0002	
4/12/2016	<0.0002	
6/16/2016	<0.0002	
8/11/2016	<0.0002	
10/4/2016	<0.0002	
11/30/2016	<0.0002	
2/7/2017	7E-05 (J)	
4/5/2017	<0.0002	
6/20/2017	<0.0002	
10/4/2017	<0.0002	
3/20/2018	<0.0002 (X)	
10/2/2018	<0.0002 (X)	
3/26/2019	<0.0002	
9/10/2019	<0.0002	
3/18/2020	<0.0002	
9/9/2020	<0.0002	
4/1/2021		<0.0002
8/18/2021		<0.0002
2/15/2022		<0.0002
8/24/2022		<0.0002

Mann-Whitney (Wilcoxon Rank Sum)

Constituent: Mercury (mg/L) Analysis Run 5/17/2023 12:23 PM View: Mann-Whitney

Plant Scherer Client: Southern Company Data: Scherer Cell 1-CCR

	GWC-10	GWC-10
5/10/2010	<0.0002	
6/16/2010	<0.0002	
7/28/2010	<0.0002	
9/8/2010	8.8E-05 (J)	
4/29/2011	<0.0002	
10/27/2011	<0.0002	
5/4/2012	<0.0002	
11/11/2012	<0.0002	
5/9/2013	<0.0002	
11/5/2013	0.00011 (J)	
5/21/2014	<0.0002	
11/12/2014	<0.0002	
5/23/2015	<0.0002	
11/12/2015	<0.0002	
4/13/2016	<0.0002 (D)	
6/21/2016	<0.0002	
8/15/2016	<0.0002	
10/5/2016	<0.0002	
12/1/2016	<0.0002	
2/8/2017	7.6E-05 (J)	
4/6/2017	<0.0002	
6/21/2017	<0.0002	
10/5/2017	<0.0002	
3/21/2018	<0.0002	
10/2/2018	<0.0002 (X)	
3/27/2019	<0.0002	
9/11/2019	<0.0002	
3/18/2020	<0.0002	
9/9/2020	<0.0002	
4/1/2021		<0.0002
8/17/2021		<0.0002
2/15/2022		<0.0002
8/25/2022		<0.0002

Mann-Whitney (Wilcoxon Rank Sum)

Constituent: Mercury (mg/L) Analysis Run 5/17/2023 12:23 PM View: Mann-Whitney

Plant Scherer Client: Southern Company Data: Scherer Cell 1-CCR

	GWC-11	GWC-11
5/10/2010	<0.0002	
6/16/2010	<0.0002	
7/27/2010	<0.0002	
9/8/2010	<0.0002	
4/29/2011	<0.0002	
10/27/2011	<0.0002	
5/4/2012	<0.0002	
11/10/2012	<0.0002	
5/9/2013	0.00019	
11/6/2013	0.00014	
5/20/2014	<0.0002	
11/12/2014	<0.0002	
5/24/2015	<0.0002	
11/12/2015	<0.0002	
4/13/2016	<0.0002 (D)	
6/21/2016	<0.0002	
8/15/2016	<0.0002	
10/5/2016	<0.0002	
12/1/2016	<0.0002	
2/8/2017	<0.0002	
4/6/2017	<0.0002	
6/20/2017	<0.0002	
10/5/2017	<0.0002	
3/21/2018	<0.0002	
10/2/2018	<0.0002 (X)	
3/27/2019	<0.0002	
9/11/2019	<0.0002	
3/18/2020	<0.0002	
9/10/2020	<0.0002	
4/1/2021		<0.0002
8/11/2021		<0.0002
2/16/2022		<0.0002
8/25/2022		<0.0002

Mann-Whitney (Wilcoxon Rank Sum)

Constituent: Mercury (mg/L) Analysis Run 5/17/2023 12:23 PM View: Mann-Whitney

Plant Scherer Client: Southern Company Data: Scherer Cell 1-CCR

	GWC-13	GWC-13
5/9/2010	8.2E-05 (J)	
6/18/2010	<0.0002	
7/29/2010	<0.0002	
9/9/2010	<0.0002	
4/26/2011	<0.0002	
10/28/2011	<0.0002	
5/4/2012	<0.0002	
11/11/2012	<0.0002	
5/8/2013	<0.0002	
11/7/2013	0.0001	
5/20/2014	<0.0002	
11/12/2014	<0.0002	
5/24/2015	<0.0002	
11/12/2015	<0.0002	
4/13/2016	<0.0002 (D)	
6/21/2016	<0.0002	
8/15/2016	<0.0002	
10/7/2016	<0.0002	
12/1/2016	<0.0002	
2/9/2017	<0.0002	
4/6/2017	<0.0002	
6/22/2017	<0.0002	
10/6/2017	<0.0002	
3/22/2018	<0.0002 (X)	
10/3/2018	<0.0002 (X)	
3/26/2019	<0.0002	
9/11/2019	<0.0002	
3/18/2020	<0.0002	
9/10/2020	<0.0002	
4/6/2021		<0.0002
8/11/2021		<0.0002
2/16/2022		<0.0002
8/26/2022		<0.0002

Mann-Whitney (Wilcoxon Rank Sum)

Constituent: Mercury (mg/L) Analysis Run 5/17/2023 12:23 PM View: Mann-Whitney

Plant Scherer Client: Southern Company Data: Scherer Cell 1-CCR

	GWC-14	GWC-14
5/9/2010	9.1E-05 (J)	
6/18/2010	<0.0002	
7/28/2010	<0.0002	
9/9/2010	<0.0002	
4/30/2011	<0.0002	
10/28/2011	<0.0002	
5/3/2012	<0.0002	
11/10/2012	<0.0002	
5/8/2013	<0.0002	
11/5/2013	0.00016	
5/20/2014	<0.0002	
11/12/2014	<0.0002	
5/24/2015	<0.0002	
11/11/2015	<0.0002	
4/13/2016	<0.0002 (D)	
6/21/2016	<0.0002	
8/15/2016	<0.0002	
10/4/2016	<0.0002	
12/1/2016	<0.0002	
2/7/2017	<0.0002	
4/6/2017	<0.0002	
6/20/2017	<0.0002	
10/5/2017	<0.0002	
3/20/2018	<0.0002	
10/2/2018	<0.0002 (X)	
3/26/2019	<0.0002	
9/11/2019	<0.0002	
3/18/2020	<0.0002	
9/9/2020	<0.0002	
4/1/2021		<0.0002
8/11/2021		<0.0002
2/16/2022		<0.0002
8/26/2022		<0.0002

Mann-Whitney (Wilcoxon Rank Sum)

Constituent: Mercury (mg/L) Analysis Run 5/17/2023 12:23 PM View: Mann-Whitney

Plant Scherer Client: Southern Company Data: Scherer Cell 1-CCR

	GWC-18	GWC-18
5/10/2010	<0.0002	
6/16/2010	<0.0002	
7/26/2010	<0.0002	
9/7/2010	<0.0002	
4/29/2011	<0.0002	
10/28/2011	<0.0002	
5/2/2012	<0.0002	
11/9/2012	<0.0002	
5/8/2013	<0.0002	
11/6/2013	<0.0002	
5/23/2014	<0.0002	
11/8/2014	<0.0002	
5/22/2015	<0.0002	
11/10/2015	<0.0002	
4/11/2016	<0.0002	
6/16/2016	<0.0002	
8/11/2016	<0.0002	
10/5/2016	<0.0002	
11/29/2016	<0.0002	
2/8/2017	8.9E-05	
4/6/2017	<0.0002	
6/21/2017	<0.0002	
10/5/2017	<0.0002	
3/20/2018	<0.0002	
10/2/2018	<0.0002 (X)	
3/26/2019	<0.0002	
9/11/2019	<0.0002	
3/18/2020	<0.0002	
9/9/2020	<0.0002	
4/1/2021		<0.0002
8/11/2021		<0.0002
2/16/2022		<0.0002
8/25/2022		<0.0002

Mann-Whitney (Wilcoxon Rank Sum)

Constituent: Mercury (mg/L) Analysis Run 5/17/2023 12:23 PM View: Mann-Whitney

Plant Scherer Client: Southern Company Data: Scherer Cell 1-CCR

	GWC-19	GWC-19
5/11/2010	<0.0002	
6/16/2010	<0.0002	
7/27/2010	<0.0002	
9/7/2010	0.00011	
4/29/2011	<0.0002	
10/28/2011	<0.0002	
5/2/2012	<0.0002	
11/9/2012	<0.0002	
5/9/2013	<0.0002	
11/6/2013	<0.0002	
5/22/2014	<0.0002	
11/8/2014	<0.0002	
5/23/2015	<0.0002	
11/10/2015	<0.0002	
4/11/2016	<0.0002	
6/16/2016	<0.0002	
8/11/2016	<0.0002	
10/5/2016	<0.0002	
11/29/2016	<0.0002	
2/8/2017	7.6E-05 (J)	
4/5/2017	<0.0002	
6/21/2017	<0.0002	
10/5/2017	<0.0002	
3/20/2018	<0.0002 (X)	
10/2/2018	<0.0002 (X)	
3/26/2019	<0.0002	
9/12/2019	<0.0002	
3/19/2020	<0.0002	
9/9/2020	<0.0002	
6/1/2021		<0.0002
8/11/2021		<0.0002
2/16/2022		<0.0002
8/25/2022		<0.0002

Mann-Whitney (Wilcoxon Rank Sum)

Constituent: Mercury (mg/L) Analysis Run 5/17/2023 12:23 PM View: Mann-Whitney

Plant Scherer Client: Southern Company Data: Scherer Cell 1-CCR

	GWC-2	GWC-2
5/11/2010	<0.0002	
6/19/2010	<0.0002	
7/27/2010	<0.0002	
9/9/2010	9.3E-05	
4/28/2011	<0.0002	
10/28/2011	<0.0002	
5/3/2012	<0.0002	
11/9/2012	<0.0002	
5/9/2013	<0.0002	
11/5/2013	0.00011	
5/22/2014	<0.0002	
11/13/2014	<0.0002	
5/24/2015	<0.0002	
11/11/2015	<0.0002	
4/12/2016	<0.0002	
6/16/2016	<0.0002	
8/11/2016	<0.0002	
10/4/2016	<0.0002	
11/30/2016	<0.0002	
2/7/2017	<0.0002	
4/6/2017	<0.0002	
6/20/2017	<0.0002	
10/4/2017	<0.0002	
3/20/2018	<0.0002 (X)	
10/2/2018	<0.0002	
3/26/2019	<0.0002	
9/10/2019	<0.0002	
3/18/2020	<0.0002	
9/9/2020	<0.0002	
4/1/2021		<0.0002
8/12/2021		<0.0002
2/15/2022		<0.0002
8/26/2022		<0.0002

Mann-Whitney (Wilcoxon Rank Sum)

Constituent: Mercury (mg/L) Analysis Run 5/17/2023 12:23 PM View: Mann-Whitney

Plant Scherer Client: Southern Company Data: Scherer Cell 1-CCR

	GWC-20	GWC-20
5/11/2010	8.5E-05	
6/17/2010	<0.0002	
7/27/2010	<0.0002	
9/7/2010	0.0001	
4/29/2011	<0.0002	
10/28/2011	<0.0002	
5/3/2012	<0.0002	
11/10/2012	<0.0002	
5/9/2013	<0.0002	
11/6/2013	<0.0002	
5/22/2014	<0.0002	
11/9/2014	<0.0002	
5/24/2015	<0.0002	
11/10/2015	<0.0002	
4/12/2016	<0.0002	
6/16/2016	<0.0002	
8/11/2016	<0.0002	
10/5/2016	<0.0002	
11/30/2016	<0.0002	
2/8/2017	7.5E-05 (J)	
4/6/2017	<0.0002	
6/21/2017	<0.0002	
10/5/2017	<0.0002	
3/21/2018	<0.0002	
10/3/2018	<0.0002 (X)	
3/26/2019	<0.0002	
9/12/2019	<0.0002	
3/19/2020	<0.0002	
9/10/2020	<0.0002	
6/1/2021		<0.0002
8/11/2021		<0.0002
2/16/2022		0.00015 (J)
8/25/2022		<0.0002

Mann-Whitney (Wilcoxon Rank Sum)

Constituent: Mercury (mg/L) Analysis Run 5/17/2023 12:23 PM View: Mann-Whitney

Plant Scherer Client: Southern Company Data: Scherer Cell 1-CCR

	GWC-3	GWC-3
5/11/2010	<0.0002	
6/17/2010	<0.0002	
7/28/2010	<0.0002	
9/7/2010	0.00012	
4/29/2011	<0.0002	
10/28/2011	<0.0002	
5/3/2012	<0.0002	
11/9/2012	<0.0002	
5/10/2013	0.00014	
11/6/2013	0.00014	
5/22/2014	<0.0002	
11/9/2014	<0.0002	
5/22/2015	<0.0002	
11/10/2015	<0.0002	
4/12/2016	<0.0002 (D)	
6/20/2016	<0.0002	
8/12/2016	<0.0002	
10/5/2016	<0.0002	
11/30/2016	<0.0002	
2/8/2017	<0.0002	
4/6/2017	<0.0002	
6/21/2017	<0.0002	
10/5/2017	<0.0002	
3/21/2018	<0.0002	
10/3/2018	<0.0002 (X)	
3/26/2019	<0.0002	
9/10/2019	<0.0002	
3/18/2020	<0.0002	
9/10/2020	<0.0002	
4/6/2021		<0.0002
8/12/2021		<0.0002
2/15/2022		<0.0002
8/25/2022		<0.0002

Mann-Whitney (Wilcoxon Rank Sum)

Constituent: Mercury (mg/L) Analysis Run 5/17/2023 12:23 PM View: Mann-Whitney

Plant Scherer Client: Southern Company Data: Scherer Cell 1-CCR

	GWC-4	GWC-4
5/11/2010	<0.0002	
6/17/2010	<0.0002	
7/28/2010	<0.0002	
9/8/2010	<0.0002	
4/28/2011	<0.0002	
10/29/2011	<0.0002	
5/3/2012	<0.0002	
11/10/2012	<0.0002	
5/10/2013	0.00012	
11/6/2013	<0.0002	
5/22/2014	<0.0002	
11/9/2014	<0.0002	
5/22/2015	<0.0002	
11/11/2015	<0.0002	
4/12/2016	<0.0002	
6/20/2016	<0.0002	
8/12/2016	<0.0002	
10/6/2016	<0.0002	
11/30/2016	<0.0002	
2/8/2017	<0.0002	
4/6/2017	<0.0002	
6/22/2017	<0.0002	
10/6/2017	<0.0002	
3/21/2018	<0.0002 (X)	
10/3/2018	<0.0002 (X)	
3/26/2019	<0.0002	
9/10/2019	<0.0002	
3/19/2020	<0.0002	
9/10/2020	<0.0002	
4/2/2021		<0.0002
8/12/2021		<0.0002
2/15/2022		<0.0002
8/25/2022		<0.0002

Mann-Whitney (Wilcoxon Rank Sum)

Constituent: Mercury (mg/L) Analysis Run 5/17/2023 12:23 PM View: Mann-Whitney

Plant Scherer Client: Southern Company Data: Scherer Cell 1-CCR

	GWC-5	GWC-5
5/11/2010	<0.0002	
6/18/2010	<0.0002	
7/27/2010	<0.0002	
9/9/2010	<0.0002	
4/29/2011	<0.0002	
10/28/2011	<0.0002	
5/4/2012	<0.0002	
11/10/2012	<0.0002	
5/9/2013	0.00016	
11/6/2013	<0.0002	
5/22/2014	<0.0002	
11/9/2014	<0.0002	
5/24/2015	<0.0002	
11/11/2015	<0.0002	
4/19/2016	<0.0002	
6/22/2016	<0.0002	
8/16/2016	<0.0002	
10/6/2016	<0.0002	
12/1/2016	<0.0002	
2/9/2017	<0.0002	
4/6/2017	<0.0002	
6/21/2017	<0.0002	
10/5/2017	<0.0002	
3/22/2018	<0.0002 (X)	
10/3/2018	<0.0002 (X)	
3/27/2019	<0.0002	
9/11/2019	<0.0002	
3/18/2020	<0.0002	
9/9/2020	<0.0002	
4/1/2021		<0.0002
8/12/2021		<0.0002
2/15/2022		<0.0002
8/25/2022		<0.0002

Mann-Whitney (Wilcoxon Rank Sum)

Constituent: Mercury (mg/L) Analysis Run 5/17/2023 12:23 PM View: Mann-Whitney

Plant Scherer Client: Southern Company Data: Scherer Cell 1-CCR

	GWC-6	GWC-6
5/11/2010	<0.0002	
6/18/2010	<0.0002	
7/27/2010	<0.0002	
9/9/2010	0.00017	
4/30/2011	<0.0002	
10/29/2011	<0.0002	
5/4/2012	<0.0002	
11/10/2012	<0.0002	
5/9/2013	0.00014	
11/7/2013	0.00011	
5/21/2014	<0.0002	
11/9/2014	<0.0002	
5/24/2015	<0.0002	
11/11/2015	<0.0002	
4/12/2016	<0.0002	
6/20/2016	<0.0002	
8/12/2016	<0.0002	
10/6/2016	<0.0002	
11/30/2016	<0.0002	
2/9/2017	<0.0002	
4/6/2017	<0.0002	
6/21/2017	<0.0002	
10/6/2017	<0.0002	
3/21/2018	<0.0002 (X)	
10/3/2018	<0.0002 (X)	
3/26/2019	<0.0002	
9/11/2019	<0.0002	
3/18/2020	<0.0002	
9/10/2020	<0.0002	
6/2/2021		<0.0002
8/11/2021		<0.0002
2/15/2022		<0.0002
8/25/2022		<0.0002

Mann-Whitney (Wilcoxon Rank Sum)

Constituent: Mercury (mg/L) Analysis Run 5/17/2023 12:23 PM View: Mann-Whitney

Plant Scherer Client: Southern Company Data: Scherer Cell 1-CCR

	GWC-7	GWC-7
5/10/2010	<0.0002	
6/18/2010	<0.0002	
7/28/2010	<0.0002	
9/9/2010	<0.0002	
4/30/2011	<0.0002	
10/29/2011	7E-05 (J)	
5/4/2012	<0.0002	
11/10/2012	<0.0002	
5/9/2013	<0.0002	
11/7/2013	0.00016	
5/21/2014	<0.0002	
11/12/2014	<0.0002	
5/24/2015	<0.0002	
11/11/2015	<0.0002	
4/13/2016	<0.0002 (D)	
6/20/2016	<0.0002	
8/15/2016	<0.0002	
10/6/2016	<0.0002	
12/1/2016	<0.0002	
2/9/2017	<0.0002	
4/7/2017	<0.0002	
6/22/2017	<0.0002	
10/6/2017	<0.0002	
3/22/2018	<0.0002 (X)	
10/4/2018	<0.0002 (X)	
3/27/2019	<0.0002	
9/11/2019	<0.0002	
3/19/2020	0.00011 (J)	
9/10/2020	<0.0002	
4/1/2021		<0.0002
8/11/2021		<0.0002
2/15/2022		<0.0002
8/25/2022		<0.0002

Mann-Whitney (Wilcoxon Rank Sum)

Constituent: Mercury (mg/L) Analysis Run 5/17/2023 12:23 PM View: Mann-Whitney

Plant Scherer Client: Southern Company Data: Scherer Cell 1-CCR

	GWC-8A	GWC-8A
5/10/2010	<0.0002	
6/19/2010	<0.0002	
7/28/2010	<0.0002	
9/8/2010	0.00011 (J)	
4/30/2011	<0.0002	
10/27/2011	<0.0002	
5/4/2012	<0.0002	
11/11/2012	<0.0002	
5/10/2013	0.00014	
11/7/2013	0.00019	
5/21/2014	<0.0002	
11/13/2014	<0.0002	
5/23/2015	<0.0002	
11/11/2015	<0.0002	
4/19/2016	<0.0002	
10/10/2016	0.000155 (D)	
12/1/2016	<0.0002	
2/9/2017	<0.0002	
4/7/2017	<0.0002	
6/21/2017	<0.0002	
8/15/2017	<0.0002	
9/1/2017	<0.0002	
10/9/2017	8.9E-05 (J)	
3/22/2018	<0.0002 (X)	
10/4/2018	<0.0002	
3/27/2019	<0.0002	
9/11/2019	<0.0002	
3/18/2020	<0.0002	
9/9/2020	<0.0002	
6/1/2021		<0.0002
8/12/2021		<0.0002
2/15/2022		<0.0002
8/25/2022		<0.0002

Mann-Whitney (Wilcoxon Rank Sum)

Constituent: Mercury (mg/L) Analysis Run 5/17/2023 12:23 PM View: Mann-Whitney

Plant Scherer Client: Southern Company Data: Scherer Cell 1-CCR

	GWC-9	GWC-9
5/10/2010	<0.0002	
6/16/2010	<0.0002	
7/27/2010	<0.0002	
9/8/2010	<0.0002	
4/29/2011	<0.0002	
10/27/2011	<0.0002	
5/3/2012	<0.0002	
11/11/2012	<0.0002	
5/9/2013	<0.0002	
11/6/2013	8.8E-05	
5/21/2014	<0.0002	
11/12/2014	<0.0002	
5/23/2015	<0.0002	
11/12/2015	<0.0002	
4/13/2016	<0.0002 (D)	
6/22/2016	<0.0002	
8/15/2016	<0.0002	
10/6/2016	<0.0002	
12/1/2016	<0.0002	
2/8/2017	<0.0002	
4/6/2017	<0.0002	
6/21/2017	<0.0002	
10/5/2017	<0.0002	
3/21/2018	<0.0002	
10/2/2018	<0.0002 (X)	
3/27/2019	<0.0002	
9/11/2019	<0.0002	
3/18/2020	<0.0002	
9/9/2020	<0.0002	
4/1/2021		<0.0002
8/12/2021		<0.0002
2/15/2022		<0.0002
8/25/2022		<0.0002

Mann-Whitney (Wilcoxon Rank Sum)

Constituent: Nickel (mg/L) Analysis Run: 5/17/2023 12:23 PM View: Mann-Whitney

Plant: Scherer Client: Southern Company Data: Scherer Cell 1-CCR

	GWA-15	GWA-15
5/9/2010	<0.0018	
6/18/2010	<0.0018	
7/28/2010	<0.0018	
9/9/2010	<0.0018	
4/30/2011	<0.0018	
10/28/2011	<0.0018	
5/2/2012	<0.0018	
11/9/2012	<0.0018	
5/8/2013	<0.0018	
11/5/2013	<0.0018	
5/20/2014	<0.0018	
11/12/2014	<0.0018	
5/22/2015	<0.0018	
11/11/2015	<0.0018	
4/6/2016	0.00202 (J)	
10/4/2016	<0.0018	
4/4/2017	<0.0018	
10/4/2017	<0.0018	
3/20/2018	<0.0018 (D)	
10/2/2018	<0.0018	
3/26/2019	<0.0018	
9/10/2019	0.00081 (J)	
3/18/2020	0.00043 (J)	
9/9/2020	0.00069 (J)	
4/1/2021		0.00049 (J)
8/11/2021		0.00051 (J)
2/15/2022		0.00065 (J)
8/25/2022		0.001

Mann-Whitney (Wilcoxon Rank Sum)

Constituent: Nickel (mg/L) Analysis Run: 5/17/2023 12:23 PM View: Mann-Whitney

Plant: Scherer Client: Southern Company Data: Scherer Cell 1-CCR

	GWA-16	GWA-16
5/9/2010	<0.001	
6/16/2010	<0.001	
7/27/2010	<0.001	
9/7/2010	<0.001	
4/29/2011	<0.001	
10/28/2011	<0.001	
5/2/2012	<0.001	
11/9/2012	<0.001	
5/8/2013	<0.001	
11/6/2013	<0.001	
5/20/2014	<0.001	
11/8/2014	<0.001	
5/22/2015	<0.001	
11/9/2015	<0.001	
4/6/2016	<0.001	
10/4/2016	<0.001	
4/4/2017	<0.001	
10/5/2017	<0.001	
3/20/2018	0.04 (O)	
10/2/2018	<0.001	
3/26/2019	<0.001	
9/10/2019	0.00037 (J)	
3/18/2020	<0.001	
9/9/2020	<0.001	
4/1/2021		<0.001
8/11/2021		<0.001
2/15/2022		<0.001
8/25/2022		<0.001

Mann-Whitney (Wilcoxon Rank Sum)

Constituent: Nickel (mg/L) Analysis Run: 5/17/2023 12:23 PM View: Mann-Whitney

Plant: Scherer Client: Southern Company Data: Scherer Cell 1-CCR

	GWA-17	GWA-17
5/8/2010	<0.001	
6/16/2010	<0.001	
7/26/2010	<0.001	
9/7/2010	<0.001	
4/29/2011	<0.001	
10/28/2011	<0.001	
5/2/2012	<0.001	
11/9/2012	<0.001	
5/8/2013	<0.001	
11/6/2013	<0.001	
5/20/2014	<0.001	
11/8/2014	<0.001	
5/22/2015	<0.001	
11/9/2015	<0.001	
4/6/2016	<0.001	
10/5/2016	<0.001	
4/4/2017	<0.001	
10/5/2017	<0.001	
3/20/2018	<0.001	
10/2/2018	<0.001	
3/26/2019	<0.001	
9/10/2019	0.0012	
3/18/2020	<0.001	
9/9/2020	0.00048 (J)	
4/1/2021		0.0004 (J)
8/11/2021		<0.001
2/15/2022		<0.001
8/24/2022		0.00082 (J)

Mann-Whitney (Wilcoxon Rank Sum)

Constituent: Nickel (mg/L) Analysis Run: 5/17/2023 12:23 PM View: Mann-Whitney

Plant: Scherer Client: Southern Company Data: Scherer Cell 1-CCR

	GWC-1	GWC-1
5/11/2010	<0.0018	
6/17/2010	<0.0018	
7/27/2010	<0.0018	
9/9/2010	<0.0018	
4/28/2011	0.0086 (O)	
10/29/2011	<0.0018	
5/3/2012	<0.0018	
11/9/2012	<0.0018	
5/9/2013	<0.0018	
11/5/2013	<0.0018	
5/23/2014	<0.0018	
11/13/2014	<0.0018	
5/23/2015	<0.0018	
11/11/2015	<0.0018	
4/12/2016	<0.0018	
10/4/2016	<0.0018	
4/5/2017	<0.0018	
10/4/2017	<0.0018	
3/20/2018	<0.0018	
10/2/2018	<0.0018	
3/26/2019	<0.0018	
9/10/2019	0.00065 (J)	
3/18/2020	0.00056 (J)	
9/9/2020	0.00047 (J)	
4/1/2021		0.00073 (J)
8/18/2021		0.0017
2/15/2022		0.00052 (J)
8/24/2022		0.00086 (J)

Mann-Whitney (Wilcoxon Rank Sum)

Constituent: Nickel (mg/L) Analysis Run: 5/17/2023 12:23 PM View: Mann-Whitney

Plant: Scherer Client: Southern Company Data: Scherer Cell 1-CCR

	GWC-10	GWC-10
5/10/2010	<0.0018	
6/16/2010	<0.0018	
7/28/2010	<0.0018	
9/8/2010	<0.0018	
4/29/2011	<0.0018	
10/27/2011	<0.0018	
5/4/2012	<0.0018	
11/11/2012	<0.0018	
5/9/2013	<0.0018	
11/5/2013	<0.0018	
5/21/2014	<0.0018	
11/12/2014	<0.0018	
5/23/2015	<0.0018	
11/12/2015	<0.0018	
4/13/2016	0.00271	
10/5/2016	<0.0018	
4/6/2017	<0.0018	
10/5/2017	<0.0018	
3/21/2018	<0.0018	
10/2/2018	0.0018 (J)	
3/27/2019	<0.0018	
9/11/2019	0.0016	
3/18/2020	0.0016	
9/9/2020	0.0021	
4/1/2021		0.0012
10/18/2021		0.002
2/15/2022		0.0022
8/25/2022		0.003
12/28/2022		0.0017 (R)

Mann-Whitney (Wilcoxon Rank Sum)

Constituent: Nickel (mg/L) Analysis Run: 5/17/2023 12:23 PM View: Mann-Whitney

Plant: Scherer Client: Southern Company Data: Scherer Cell 1-CCR

	GWC-11	GWC-11
5/10/2010	<0.0018	
6/16/2010	<0.0018	
7/27/2010	<0.0018	
9/8/2010	<0.0018	
4/29/2011	<0.0018	
10/27/2011	<0.0018	
5/4/2012	<0.0018	
11/10/2012	<0.0018	
5/9/2013	<0.0018	
11/6/2013	<0.0018	
5/20/2014	<0.0018	
11/12/2014	<0.0018	
5/24/2015	<0.0018	
11/12/2015	<0.0018	
4/13/2016	<0.0018 (D)	
10/5/2016	<0.0018	
4/6/2017	<0.0018	
10/5/2017	<0.0018	
3/21/2018	<0.0018	
10/2/2018	<0.0018	
3/27/2019	<0.0018	
9/11/2019	0.00066 (J)	
3/18/2020	0.0005 (J)	
9/10/2020	0.0012	
4/1/2021		0.00065 (J)
8/11/2021		0.0006 (J)
2/16/2022		0.0007 (J)
8/25/2022		0.00081 (J)

Mann-Whitney (Wilcoxon Rank Sum)

Constituent: Nickel (mg/L) Analysis Run: 5/17/2023 12:23 PM View: Mann-Whitney

Plant: Scherer Client: Southern Company Data: Scherer Cell 1-CCR

	GWC-12	GWC-12
5/9/2010	<0.0018	
6/18/2010	<0.0018	
7/27/2010	<0.0018	
9/8/2010	<0.0018	
4/29/2011	<0.0018	
10/28/2011	<0.0018	
5/3/2012	<0.0018	
11/10/2012	<0.0018	
5/9/2013	<0.0018	
11/6/2013	<0.0018	
5/20/2014	<0.0018	
11/12/2014	<0.0018	
5/23/2015	<0.0018	
11/12/2015	<0.0018	
4/13/2016	<0.0018 (D)	
10/5/2016	<0.0018	
4/5/2017	<0.0018	
10/5/2017	<0.0018	
3/21/2018	<0.0018 (D)	
10/2/2018	<0.0018	
3/26/2019	<0.0018	
9/11/2019	0.00084 (J)	
3/18/2020	0.0006 (J)	
9/10/2020	0.00088 (J)	
4/1/2021		0.00065 (J)
8/11/2021		0.0008 (J)
2/16/2022		0.00076 (J)
8/26/2022		0.00096 (J)

Mann-Whitney (Wilcoxon Rank Sum)

Constituent: Nickel (mg/L) Analysis Run: 5/17/2023 12:23 PM View: Mann-Whitney

Plant: Scherer Client: Southern Company Data: Scherer Cell 1-CCR

	GWC-13	GWC-13
5/9/2010	<0.001	
6/18/2010	<0.001	
7/29/2010	<0.001	
9/9/2010	<0.001	
4/26/2011	<0.001	
10/28/2011	<0.001	
5/4/2012	<0.001	
11/11/2012	<0.001	
5/8/2013	<0.001	
11/7/2013	<0.001	
5/20/2014	<0.001	
11/12/2014	<0.001	
5/24/2015	<0.001	
11/12/2015	<0.001	
4/13/2016	<0.001 (D)	
10/7/2016	<0.001	
4/6/2017	<0.001	
10/6/2017	<0.001	
3/22/2018	<0.001	
10/3/2018	<0.001	
3/26/2019	<0.001	
9/11/2019	0.00039 (J)	
3/18/2020	0.00061 (J)	
9/10/2020	0.00044 (J)	
4/6/2021		0.00053 (J)
8/11/2021		<0.001
2/16/2022		<0.001
8/26/2022		<0.001

Mann-Whitney (Wilcoxon Rank Sum)

Constituent: Nickel (mg/L) Analysis Run: 5/17/2023 12:23 PM View: Mann-Whitney

Plant: Scherer Client: Southern Company Data: Scherer Cell 1-CCR

	GWC-18	GWC-18
5/10/2010	<0.001	
6/16/2010	<0.001	
7/26/2010	<0.001	
9/7/2010	<0.001	
4/29/2011	<0.001	
10/28/2011	<0.001	
5/2/2012	<0.001	
11/9/2012	<0.001	
5/8/2013	<0.001	
11/6/2013	<0.001	
5/23/2014	<0.001	
11/8/2014	<0.001	
5/22/2015	0.0045 (O)	
11/10/2015	<0.001	
4/11/2016	<0.001	
10/5/2016	<0.001	
4/6/2017	<0.001	
10/5/2017	<0.001	
3/20/2018	<0.001	
10/2/2018	<0.001	
3/26/2019	<0.001	
9/11/2019	0.00048 (J)	
3/18/2020	0.00034 (J)	
9/9/2020	0.00064 (J)	
4/1/2021		<0.001
8/11/2021		<0.001
2/16/2022		<0.001
8/25/2022		<0.001

Mann-Whitney (Wilcoxon Rank Sum)

Constituent: Nickel (mg/L) Analysis Run: 5/17/2023 12:23 PM View: Mann-Whitney
Plant: Scherer Client: Southern Company Data: Scherer Cell 1-CCR

	GWC-19	GWC-19
5/11/2010	<0.001	
6/16/2010	<0.001	
7/27/2010	<0.001	
9/7/2010	<0.001	
4/29/2011	<0.001	
10/28/2011	<0.001	
5/2/2012	<0.001	
11/9/2012	<0.001	
5/9/2013	<0.001	
11/6/2013	<0.001	
5/22/2014	<0.001	
11/8/2014	<0.001	
5/23/2015	0.01 (O)	
11/10/2015	<0.001	
4/11/2016	<0.001	
10/5/2016	<0.001	
4/5/2017	<0.001	
10/5/2017	<0.001	
3/20/2018	<0.001	
10/2/2018	<0.001	
3/26/2019	<0.001	
9/12/2019	0.0015	
3/19/2020	0.00047 (J)	
9/9/2020	0.00039 (J)	
4/5/2021		0.00047 (J)
8/11/2021		<0.001
2/16/2022		<0.001
8/25/2022		0.0017

Mann-Whitney (Wilcoxon Rank Sum)

Constituent: Nickel (mg/L) Analysis Run: 5/17/2023 12:23 PM View: Mann-Whitney

Plant: Scherer Client: Southern Company Data: Scherer Cell 1-CCR

	GWC-2	GWC-2
5/11/2010	0.0033 (O)	
6/19/2010	<0.0018	
7/27/2010	<0.0018	
9/9/2010	<0.0018	
4/28/2011	<0.0018	
10/28/2011	<0.0018	
5/3/2012	<0.0018	
11/9/2012	<0.0018	
5/9/2013	<0.0018	
11/5/2013	<0.0018	
5/22/2014	<0.0018	
11/13/2014	<0.0018	
5/24/2015	<0.0018	
11/11/2015	<0.0018	
4/12/2016	0.00206 (J)	
10/4/2016	0.0023 (J)	
4/6/2017	<0.0018	
10/4/2017	0.0021 (J)	
3/20/2018	<0.0018	
10/2/2018	<0.0018	
3/26/2019	<0.0018	
9/10/2019	0.0022	
3/18/2020	0.0016	
9/9/2020	0.0016	
4/1/2021		0.0022
8/12/2021		0.0028
2/15/2022		0.0018
8/26/2022		0.002

Mann-Whitney (Wilcoxon Rank Sum)

Constituent: Nickel (mg/L) Analysis Run: 5/17/2023 12:23 PM View: Mann-Whitney

Plant: Scherer Client: Southern Company Data: Scherer Cell 1-CCR

	GWC-20	GWC-20
5/11/2010	<0.0018	
6/17/2010	<0.0018	
7/27/2010	<0.0018	
9/7/2010	<0.0018	
4/29/2011	<0.0018	
10/28/2011	0.003 (J)	
5/3/2012	<0.0018	
11/10/2012	<0.0018	
5/9/2013	<0.0018	
11/6/2013	<0.0018	
5/22/2014	<0.0018	
11/9/2014	<0.0018	
5/24/2015	0.0063 (O)	
11/10/2015	<0.0018	
4/12/2016	<0.0018	
10/5/2016	<0.0018	
4/6/2017	0.002 (J)	
10/5/2017	<0.0018	
3/21/2018	<0.0018	
10/3/2018	<0.0018	
3/26/2019	<0.0018	
9/12/2019	0.00097 (J)	
3/19/2020	0.00098 (J)	
9/10/2020	0.00098 (J)	
4/5/2021		0.00048 (J)
8/11/2021		0.00056 (J)
2/16/2022		0.00055 (J)
8/25/2022		0.00074 (J)

Mann-Whitney (Wilcoxon Rank Sum)

Constituent: Nickel (mg/L) Analysis Run: 5/17/2023 12:23 PM View: Mann-Whitney

Plant: Scherer Client: Southern Company Data: Scherer Cell 1-CCR

	GWC-3	GWC-3
5/11/2010	<0.0018	
6/17/2010	<0.0018	
7/28/2010	0.019 (O)	
9/7/2010	0.0093 (O)	
4/29/2011	<0.0018	
10/28/2011	<0.0018	
5/3/2012	<0.0018	
11/9/2012	0.0035 (J)	
5/10/2013	0.0081 (O)	
11/6/2013	<0.0018	
5/22/2014	<0.0018	
11/9/2014	<0.0018	
5/22/2015	<0.0018	
11/10/2015	<0.0018	
4/12/2016	<0.0018 (D)	
10/5/2016	<0.0018	
4/6/2017	<0.0018	
10/5/2017	<0.0018	
3/21/2018	0.0022 (J)	
10/3/2018	0.0018 (J)	
3/26/2019	<0.0018	
9/10/2019	0.0016	
3/18/2020	0.00091 (J)	
9/10/2020	0.0014	
4/6/2021		0.0018
8/12/2021		0.0029
2/15/2022		0.0013
8/25/2022		0.0024

Mann-Whitney (Wilcoxon Rank Sum)

Constituent: Nickel (mg/L) Analysis Run: 5/17/2023 12:23 PM View: Mann-Whitney

Plant: Scherer Client: Southern Company Data: Scherer Cell 1-CCR

	GWC-4	GWC-4
5/11/2010	<0.0018	
6/17/2010	<0.0018	
7/28/2010	<0.0018	
9/8/2010	<0.0018	
4/28/2011	<0.0018	
10/29/2011	<0.0018	
5/3/2012	<0.0018	
11/10/2012	<0.0018	
5/10/2013	<0.0018	
11/6/2013	<0.0018	
5/22/2014	<0.0018	
11/9/2014	<0.0018	
5/22/2015	<0.0018	
11/11/2015	<0.0018	
4/12/2016	<0.0018	
10/6/2016	0.0021 (J)	
4/6/2017	<0.0018	
10/6/2017	<0.0018	
3/21/2018	<0.0018	
10/3/2018	<0.0018	
3/26/2019	0.0036	
9/10/2019	0.00079 (J)	
3/19/2020	0.00073 (J)	
9/10/2020	0.0013	
4/2/2021		0.0012
8/12/2021		0.00076 (J)
2/15/2022		0.00076 (J)
8/25/2022		0.0015

Mann-Whitney (Wilcoxon Rank Sum)

Constituent: Nickel (mg/L) Analysis Run: 5/17/2023 12:23 PM View: Mann-Whitney

Plant: Scherer Client: Southern Company Data: Scherer Cell 1-CCR

	GWC-5	GWC-5
5/11/2010	<0.0018	
6/18/2010	<0.0018	
7/27/2010	<0.0018	
9/9/2010	<0.0018	
4/29/2011	<0.0018	
10/28/2011	<0.0018	
5/4/2012	<0.0018	
11/10/2012	<0.0018	
5/9/2013	<0.0018	
11/6/2013	<0.0018	
5/22/2014	<0.0018	
11/9/2014	<0.0018	
5/24/2015	0.006 (O)	
11/11/2015	<0.0018	
4/19/2016	0.00268 (J)	
10/6/2016	<0.0018	
4/6/2017	0.0018 (J)	
10/5/2017	<0.0018	
3/22/2018	0.0019 (J)	
10/3/2018	<0.0018	
3/27/2019	<0.0018	
9/11/2019	0.0007 (J)	
3/18/2020	0.00068 (J)	
9/9/2020	0.00039 (J)	
4/1/2021		0.00042 (J)
8/12/2021		0.00061 (J)
2/15/2022		0.001
8/25/2022		0.00071 (J)

Mann-Whitney (Wilcoxon Rank Sum)

Constituent: Nickel (mg/L) Analysis Run: 5/17/2023 12:23 PM View: Mann-Whitney

Plant: Scherer Client: Southern Company Data: Scherer Cell 1-CCR

	GWC-6	GWC-6
5/11/2010	0.0034	
6/18/2010	0.0046	
7/27/2010	<0.0018	
9/9/2010	<0.0018	
4/30/2011	<0.0018	
10/29/2011	<0.0018	
5/4/2012	<0.0018	
11/10/2012	0.0053	
5/9/2013	<0.0018	
11/7/2013	<0.0018	
5/21/2014	<0.0018	
11/9/2014	<0.0018	
5/24/2015	0.0047	
11/11/2015	<0.0018	
4/12/2016	<0.0018	
10/6/2016	<0.0018	
4/6/2017	<0.0018	
10/6/2017	<0.0018	
3/21/2018	<0.0018	
10/3/2018	<0.0018	
3/26/2019	<0.0018	
9/11/2019	0.00099 (J)	
3/18/2020	0.00062 (J)	
9/10/2020	0.0009 (J)	
4/5/2021		0.00088 (J)
8/11/2021		0.00074 (J)
2/15/2022		0.00089 (J)
8/25/2022		0.0013

Mann-Whitney (Wilcoxon Rank Sum)

Constituent: Nickel (mg/L) Analysis Run: 5/17/2023 12:23 PM View: Mann-Whitney

Plant: Scherer Client: Southern Company Data: Scherer Cell 1-CCR

	GWC-7	GWC-7
5/10/2010	<0.001	
6/18/2010	<0.001	
7/28/2010	<0.001	
9/9/2010	<0.001	
4/30/2011	<0.001	
10/29/2011	<0.001	
5/4/2012	<0.001	
11/10/2012	<0.001	
5/9/2013	<0.001	
11/7/2013	<0.001	
5/21/2014	<0.001	
11/12/2014	<0.001	
5/24/2015	0.0044	
11/11/2015	<0.001	
4/13/2016	<0.001 (D)	
10/6/2016	<0.001	
4/7/2017	<0.001	
10/6/2017	<0.001	
3/22/2018	<0.001	
10/4/2018	<0.001	
3/27/2019	<0.001	
9/11/2019	0.00046 (J)	
3/19/2020	<0.001	
9/10/2020	0.0007 (J)	
4/1/2021		0.00036 (J)
8/11/2021		<0.001
2/15/2022		<0.001
8/25/2022		0.0015

Mann-Whitney (Wilcoxon Rank Sum)

Constituent: Nickel (mg/L) Analysis Run: 5/17/2023 12:23 PM View: Mann-Whitney

Plant: Scherer Client: Southern Company Data: Scherer Cell 1-CCR

	GWC-8A	GWC-8A
5/10/2010	<0.0018	
6/19/2010	<0.0018	
7/28/2010	<0.0018	
9/8/2010	<0.0018	
4/30/2011	0.008 (O)	
10/27/2011	0.0044 (J)	
5/4/2012	0.0032 (J)	
11/11/2012	0.0069	
5/10/2013	0.0093 (O)	
11/7/2013	0.0033 (J)	
5/21/2014	<0.0018	
11/13/2014	0.0049 (J)	
5/23/2015	0.003 (J)	
11/11/2015	<0.0018	
4/19/2016	0.00247 (J)	
10/10/2016	<0.0018	
4/7/2017	0.0022 (J)	
10/9/2017	<0.0018	
3/22/2018	<0.0018	
10/4/2018	<0.0018	
3/27/2019	<0.0018	
9/11/2019	0.0013	
3/18/2020	0.0044	
9/9/2020	0.0036	
4/5/2021		0.0058
8/12/2021		0.0035
2/15/2022		0.0055
8/25/2022		0.0053

Mann-Whitney (Wilcoxon Rank Sum)

Constituent: Nickel (mg/L) Analysis Run: 5/17/2023 12:23 PM View: Mann-Whitney

Plant: Scherer Client: Southern Company Data: Scherer Cell 1-CCR

	GWC-9	GWC-9
5/10/2010	<0.001	
6/16/2010	<0.001	
7/27/2010	<0.001	
9/8/2010	<0.001	
4/29/2011	<0.001	
10/27/2011	<0.001	
5/3/2012	<0.001	
11/11/2012	<0.001	
5/9/2013	<0.001	
11/6/2013	<0.001	
5/21/2014	<0.001	
11/12/2014	<0.001	
5/23/2015	<0.001	
11/12/2015	<0.001	
4/13/2016	<0.001 (D)	
10/6/2016	<0.001	
4/6/2017	<0.001	
10/5/2017	<0.001	
3/21/2018	<0.001	
10/2/2018	<0.001	
3/27/2019	<0.001	
9/11/2019	0.00063 (J)	
3/18/2020	<0.001	
9/9/2020	0.00046 (J)	
4/1/2021		0.00058 (J)
8/12/2021		0.00045 (J)
2/15/2022		<0.001
8/25/2022		0.0042
12/28/2022		0.00068 (J,R)

Mann-Whitney (Wilcoxon Rank Sum)

Constituent: pH (S.U.) Analysis Run 5/17/2023 12:23 PM View: Mann-Whitney

Plant Scherer Client: Southern Company Data: Scherer Cell 1-CCR

	GWA-15	GWA-15
5/20/2014	5.27	
11/12/2014	5.7	
5/22/2015	5.52	
11/11/2015	5.63	
4/6/2016	5.5 (D)	
6/15/2016	5.52	
8/10/2016	5.5	
10/4/2016	5.56	
11/30/2016	5.46	
2/7/2017	5.28	
4/1/2017	5.48	
4/4/2017	5.48	
6/20/2017	5.44	
10/4/2017	5.44	
3/20/2018	5.48	
10/2/2018	5.49	
3/26/2019	5.41	
3/18/2020	5.42	
9/9/2020	5.71	
4/1/2021		5.31
8/11/2021		5.5
2/15/2022		5.4
8/25/2022		5.4

Mann-Whitney (Wilcoxon Rank Sum)

Constituent: pH (S.U.) Analysis Run 5/17/2023 12:23 PM View: Mann-Whitney

Plant Scherer Client: Southern Company Data: Scherer Cell 1-CCR

	GWA-16	GWA-16
5/20/2014	6.18	
11/8/2014	6.52	
5/22/2015	6.3	
11/11/2015	6.36	
4/6/2016	6.46 (D)	
6/15/2016	6.39	
8/10/2016	6.39	
10/4/2016	6.4	
11/29/2016	6.36	
2/7/2017	6.45	
4/4/2017	6.37	
6/20/2017	6.4	
10/5/2017	6.42	
3/20/2018	6.36	
10/2/2018	6.38	
3/26/2019	6.42	
3/18/2020	6.29	
9/9/2020	6.33	
4/1/2021		6.44
8/11/2021		6.35
2/15/2022		6.46
8/25/2022		6.42

Mann-Whitney (Wilcoxon Rank Sum)

Constituent: pH (S.U.) Analysis Run 5/17/2023 12:23 PM View: Mann-Whitney

Plant Scherer Client: Southern Company Data: Scherer Cell 1-CCR

	GWA-17	GWA-17
5/20/2014	5.68	
11/8/2014	6.04	
5/22/2015	5.87	
11/9/2015	5.97	
4/6/2016	5.937 (D)	
6/15/2016	5.96	
8/10/2016	5.94	
10/5/2016	5.86	
11/29/2016	5.82	
2/7/2017	6.15	
4/4/2017	6	
6/20/2017	6.34	
10/5/2017	5.93	
3/20/2018	5.97	
10/2/2018	6.03	
3/26/2019	6.12	
3/18/2020	6.03	
9/9/2020	6.05	
4/1/2021		6.14
8/11/2021		6.14
2/15/2022		6.2
8/24/2022		6.22

Mann-Whitney (Wilcoxon Rank Sum)

Constituent: pH (S.U.) Analysis Run 5/17/2023 12:23 PM View: Mann-Whitney

Plant Scherer Client: Southern Company Data: Scherer Cell 1-CCR

	GWC-1	GWC-1
5/23/2014	6.46	
11/13/2014	6.67	
5/23/2015	6.53	
11/11/2015	6.71	
4/12/2016	6.53 (D)	
6/16/2016	6.49	
8/11/2016	6.5	
10/4/2016	6.5	
11/30/2016	6.48	
2/7/2017	6.38	
4/5/2017	6.36	
6/20/2017	6.45	
10/4/2017	6.5	
3/20/2018	6.63	
10/2/2018	6.57	
3/26/2019	6.54	
3/18/2020	6.53	
9/9/2020	6.57	
4/1/2021		6.52
10/18/2021		6.36
2/15/2022		6.83
5/12/2022		6.55 (R)
8/24/2022		6.42

Mann-Whitney (Wilcoxon Rank Sum)

Constituent: pH (S.U.) Analysis Run 5/17/2023 12:23 PM View: Mann-Whitney

Plant Scherer Client: Southern Company Data: Scherer Cell 1-CCR

	GWC-10	GWC-10
5/21/2014	6.3	
11/12/2014	6.49	
5/23/2015	6.3	
11/12/2015	6.45	
4/13/2016	6.42 (D)	
6/21/2016	6.36	
8/15/2016	6.3	
10/5/2016	6.25	
12/1/2016	6.32	
2/8/2017	6.04	
4/6/2017	6.35	
6/21/2017	6.2	
10/5/2017	6.21	
3/21/2018	6.56	
10/2/2018	6.35	
3/27/2019	6.53	
3/18/2020	6.34	
9/9/2020	6.4	
4/1/2021		6.35
10/18/2021		6.25
2/15/2022		6.48
5/12/2022		6.31 (R)
8/25/2022		6.2
12/28/2022		6.36 (R)

Mann-Whitney (Wilcoxon Rank Sum)

Constituent: pH (S.U.) Analysis Run 5/17/2023 12:23 PM View: Mann-Whitney

Plant Scherer Client: Southern Company Data: Scherer Cell 1-CCR

	GWC-11	GWC-11
5/20/2014	6.14	
11/12/2014	6.33	
5/24/2015	6.04	
11/12/2015	6.31	
4/13/2016	6.17 (D)	
6/21/2016	6.19	
8/15/2016	6.15	
10/5/2016	6.1	
12/1/2016	6.15	
2/8/2017	5.9	
4/6/2017	6.13	
6/20/2017	6.12	
10/5/2017	6.11	
3/21/2018	6.21	
10/2/2018	6.21	
3/27/2019	6.22	
3/18/2020	6.17	
9/10/2020	6.16	
4/1/2021		6.11
8/11/2021		6.21
2/16/2022		6.16
8/25/2022		6.01

Mann-Whitney (Wilcoxon Rank Sum)

Constituent: pH (S.U.) Analysis Run 5/17/2023 12:23 PM View: Mann-Whitney

Plant Scherer Client: Southern Company Data: Scherer Cell 1-CCR

	GWC-12	GWC-12
5/20/2014	4.86	
11/12/2014	5.3	
5/23/2015	5.04	
11/12/2015	5.31	
4/13/2016	5.22 (D)	
6/21/2016	5.2	
8/15/2016	5.12	
10/5/2016	5.07	
10/7/2016	5.07	
12/1/2016	5.08	
2/8/2017	4.76	
4/5/2017	5.1	
6/20/2017	5.13	
10/5/2017	5.1	
3/21/2018	5.33	
10/2/2018	5.16	
3/26/2019	5.25	
3/18/2020	5.19	
9/10/2020	5.1	
4/1/2021		5.18
8/11/2021		5.2
2/16/2022		5.11
8/26/2022		5.07

Mann-Whitney (Wilcoxon Rank Sum)

Constituent: pH (S.U.) Analysis Run 5/17/2023 12:23 PM View: Mann-Whitney

Plant Scherer Client: Southern Company Data: Scherer Cell 1-CCR

	GWC-13	GWC-13
5/20/2014	5.6	
11/12/2014	6.02	
5/24/2015	5.81	
11/12/2015	5.93	
4/13/2016	5.88 (D)	
6/21/2016	5.9	
8/15/2016	5.86	
10/4/2016	5.85	
10/7/2016	5.85	
12/1/2016	5.85	
2/9/2017	5.92	
4/6/2017	5.85	
6/22/2017	5.9	
10/6/2017	5.88	
3/22/2018	5.88	
10/3/2018	5.95	
3/26/2019	5.89	
3/18/2020	5.81	
9/10/2020	5.83	
4/6/2021		5.95
8/11/2021		5.92
2/16/2022		5.79
8/26/2022		5.91

Mann-Whitney (Wilcoxon Rank Sum)

Constituent: pH (S.U.) Analysis Run 5/17/2023 12:23 PM View: Mann-Whitney

Plant Scherer Client: Southern Company Data: Scherer Cell 1-CCR

	GWC-14	GWC-14
5/20/2014	5.38	
11/12/2014	5.77	
5/24/2015	5.53	
11/11/2015	5.68	
4/13/2016	5.58 (D)	
6/21/2016	5.59	
8/15/2016	5.56	
10/4/2016	5.66	
12/1/2016	5.54	
2/7/2017	5.42	
4/6/2017	5.55	
6/20/2017	5.57	
10/5/2017	5.55	
3/20/2018	5.73	
10/2/2018	5.68	
3/26/2019	5.63	
3/18/2020	5.61	
9/9/2020	5.88	
4/1/2021		5.53
8/11/2021		5.61
2/16/2022		5.6
8/26/2022		5.51

Mann-Whitney (Wilcoxon Rank Sum)

Constituent: pH (S.U.) Analysis Run 5/17/2023 12:23 PM View: Mann-Whitney

Plant Scherer Client: Southern Company Data: Scherer Cell 1-CCR

	GWC-18	GWC-18
5/23/2014	6.19	
11/8/2014	6.42	
5/22/2015	6.26	
11/10/2015	6.29	
4/11/2016	6.3 (D)	
6/16/2016	6.34	
8/11/2016	6.28	
10/5/2016	6.27	
11/29/2016	6.39	
2/8/2017	6.35	
4/6/2017	6.26	
6/21/2017	6.24	
10/5/2017	6.31	
3/20/2018	6.34	
10/2/2018	6.38	
3/26/2019	6.38	
3/18/2020	6.32	
9/9/2020	6.3	
4/1/2021		6.37
8/11/2021		6.43
2/16/2022		6.54
5/12/2022		6.39 (R)
8/25/2022		6.45

Mann-Whitney (Wilcoxon Rank Sum)

Constituent: pH (S.U.) Analysis Run 5/17/2023 12:23 PM View: Mann-Whitney

Plant Scherer Client: Southern Company Data: Scherer Cell 1-CCR

	GWC-19	GWC-19
5/22/2014	6.37	
11/8/2014	6.51	
5/22/2015	6.35	
11/10/2015	6.41	
4/11/2016	6.36 (D)	
6/16/2016	6.35	
8/11/2016	6.37	
10/5/2016	5.78 (O)	
11/29/2016	6.44	
2/8/2017	6.4	
4/5/2017	6.35	
6/21/2017	6.36	
10/5/2017	6.41	
3/20/2018	6.37	
10/2/2018	6.41	
3/26/2019	6.35	
3/19/2020	6.27	
9/9/2020	6.27	
4/5/2021		6.37
6/1/2021		6.18
8/11/2021		6.35
2/16/2022		6.47
8/25/2022		6.36
12/28/2022		6.29 (R)

Mann-Whitney (Wilcoxon Rank Sum)

Constituent: pH (S.U.) Analysis Run 5/17/2023 12:23 PM View: Mann-Whitney

Plant Scherer Client: Southern Company Data: Scherer Cell 1-CCR

	GWC-2	GWC-2
5/22/2014	6.74	
11/13/2014	6.94	
5/24/2015	7	
11/11/2015	6.55	
4/12/2016	6.52	
6/16/2016	6.38	
8/11/2016	6.38	
10/4/2016	6.39	
11/30/2016	6.38	
2/7/2017	6.43	
4/6/2017	6.23	
6/20/2017	6.36	
10/4/2017	6.35	
3/20/2018	6.52	
10/2/2018	6.51	
3/26/2019	6.44	
3/18/2020	6.41	
9/9/2020	6.44	
4/1/2021	7.32 (o)	
8/12/2021		6.41
2/15/2022		6.61
8/26/2022		6.37

Mann-Whitney (Wilcoxon Rank Sum)

Constituent: pH (S.U.) Analysis Run 5/17/2023 12:23 PM View: Mann-Whitney

Plant Scherer Client: Southern Company Data: Scherer Cell 1-CCR

	GWC-20	GWC-20
5/22/2014	6.33	
11/9/2014	6.66	
5/22/2015	6.49	
11/10/2015	6.53	
4/12/2016	6.53 (D)	
6/16/2016	6.51	
8/11/2016	6.49	
10/5/2016	6.46	
11/30/2016	6.5	
2/8/2017	6.59	
4/6/2017	6.47	
6/21/2017	6.53	
10/5/2017	6.51	
3/21/2018	6.5	
10/3/2018	6.48	
3/26/2019	6.52	
3/19/2020	6.47	
9/10/2020	6.49	
4/5/2021		6.64
6/1/2021		6.39
8/11/2021		6.58
2/16/2022		6.71
5/12/2022		6.52 (R)
8/25/2022		6.62
12/28/2022		6.56 (R)

Mann-Whitney (Wilcoxon Rank Sum)

Constituent: pH (S.U.) Analysis Run 5/17/2023 12:23 PM View: Mann-Whitney

Plant Scherer Client: Southern Company Data: Scherer Cell 1-CCR

	GWC-3	GWC-3
5/22/2014	5.82	
11/9/2014	6.1	
5/22/2015	5.92	
11/16/2015	6.02	
4/12/2016	5.97 (D)	
6/20/2016	5.93	
8/12/2016	5.86	
8/16/2016	5.86	
10/5/2016	5.1 (O)	
11/30/2016	5.88	
2/8/2017	5.89	
4/6/2017	5.84	
6/21/2017	5.91	
10/5/2017	5.93	
3/21/2018	5.96	
10/3/2018	5.97	
3/26/2019	6.02	
3/18/2020	5.9	
9/10/2020	6.24	
4/6/2021		6.01
8/12/2021		6.12
2/15/2022		5.87
8/25/2022		5.99

Mann-Whitney (Wilcoxon Rank Sum)

Constituent: pH (S.U.) Analysis Run 5/17/2023 12:23 PM View: Mann-Whitney

Plant Scherer Client: Southern Company Data: Scherer Cell 1-CCR

	GWC-4	GWC-4
5/22/2014	6.17	
11/9/2014	6.45	
5/22/2015	6.26	
11/11/2015	6.3	
4/12/2016	6.44 (D)	
6/20/2016	6.33	
8/16/2016	6.3	
10/6/2016	6.21	
11/30/2016	6.26	
2/8/2017	6.35	
4/6/2017	6.29	
6/22/2017	6.31	
10/6/2017	5.9	
3/21/2018	6.23	
10/3/2018	6.25	
3/26/2019	6.34	
3/19/2020	6.32	
9/10/2020	6.46	
4/2/2021		6.35
8/12/2021		6.3
2/15/2022		6.37
5/12/2022		6.19 (R)
8/25/2022		6.19
12/28/2022		6.2 (R)

Mann-Whitney (Wilcoxon Rank Sum)

Constituent: pH (S.U.) Analysis Run 5/17/2023 12:23 PM View: Mann-Whitney

Plant Scherer Client: Southern Company Data: Scherer Cell 1-CCR

	GWC-5	GWC-5
5/22/2014	5.89	
11/9/2014	6.14	
5/24/2015	5.7	
11/11/2015	5.78	
4/19/2016	5.55	
6/22/2016	5.6	
8/16/2016	5.7	
10/6/2016	5.64	
12/1/2016	5.62	
2/9/2017	5.64	
4/6/2017	5.66	
6/21/2017	5.68	
10/5/2017	5.64	
3/22/2018	5.9	
10/3/2018	5.74	
3/27/2019	5.78	
3/18/2020	5.81	
9/9/2020	6.08	
4/1/2021		6.01
8/12/2021		5.87
2/15/2022		6.16
5/12/2022		5.99 (R)
8/25/2022		5.96

Mann-Whitney (Wilcoxon Rank Sum)

Constituent: pH (S.U.) Analysis Run 5/17/2023 12:23 PM View: Mann-Whitney

Plant Scherer Client: Southern Company Data: Scherer Cell 1-CCR

	GWC-6	GWC-6
5/21/2014	6.09	
11/9/2014	6.36	
5/24/2015	6.17	
11/11/2015	6.19	
4/12/2016	6.22	
6/20/2016	6.2	
8/12/2016	6.17	
10/6/2016	6.14	
11/30/2016	6.14	
2/9/2017	6.18	
4/6/2017	6.17	
6/21/2017	6.17	
10/6/2017	6.19	
3/21/2018	6.21	
10/3/2018	6.22	
3/26/2019	6.25	
3/18/2020	6.19	
9/10/2020	6.43	
4/5/2021		6.36
6/2/2021		6.09
8/11/2021		6.14
2/15/2022		6.1
8/25/2022		6.13

Mann-Whitney (Wilcoxon Rank Sum)

Constituent: pH (S.U.) Analysis Run 5/17/2023 12:23 PM View: Mann-Whitney

Plant Scherer Client: Southern Company Data: Scherer Cell 1-CCR

	GWC-7	GWC-7
5/21/2014	6.25	
5/24/2015	6.32	
11/11/2015	6.35	
4/13/2016	6.42	
6/20/2016	6.4	
8/15/2016	6.31	
10/6/2016	6.27	
12/1/2016	6.28	
2/9/2017	6.32	
4/7/2017	6.28	
6/22/2017	6.29	
10/6/2017	5.96	
3/22/2018	6.34	
10/4/2018	6.36	
3/27/2019	6.38	
3/19/2020	6.41	
9/10/2020	6.32	
4/1/2021		6.4
8/11/2021		6.26
2/15/2022		6.22
8/25/2022		6.31

Mann-Whitney (Wilcoxon Rank Sum)

Constituent: pH (S.U.) Analysis Run 5/17/2023 12:23 PM View: Mann-Whitney

Plant Scherer Client: Southern Company Data: Scherer Cell 1-CCR

	GWC-8A	GWC-8A
5/21/2014	7.11	
11/13/2014	6.55	
5/23/2015	6.36	
11/11/2015	6.36	
4/19/2016	6.4	
6/23/2016	6.35	
8/23/2016	6.29	
10/10/2016	6.3	
12/1/2016	6.37	
2/9/2017	6.39	
2/27/2017	6.24	
4/7/2017	6.93	
6/21/2017	7.11 (D)	
8/15/2017	6.95	
9/1/2017	6.86	
10/9/2017	6.75	
3/22/2018	7.05	
10/4/2018	7.26	
3/27/2019	6.69	
3/18/2020	6.42	
9/9/2020	6.3	
4/5/2021		6.35
6/1/2021		6.28
8/12/2021		6.37
2/15/2022		6.34
8/25/2022		6.29

Mann-Whitney (Wilcoxon Rank Sum)

Constituent: pH (S.U.) Analysis Run 5/17/2023 12:23 PM View: Mann-Whitney

Plant Scherer Client: Southern Company Data: Scherer Cell 1-CCR

	GWC-9	GWC-9
5/21/2014	6.31	
11/12/2014	6.81	
5/23/2015	6.42	
11/12/2015	6.7	
4/13/2016	6.59	
6/22/2016	6.49	
8/15/2016	6.61	
10/6/2016	6.55	
12/1/2016	6.59	
2/8/2017	6.63	
4/6/2017	6.58	
6/21/2017	6.56	
10/5/2017	6.58	
3/21/2018	6.76	
10/2/2018	6.65	
3/27/2019	6.7	
3/18/2020	6.61	
9/9/2020	6.8	
4/1/2021		6.28
8/12/2021		6.66
2/15/2022		6.61
8/25/2022		6.48
12/28/2022		6.62 (R)

Mann-Whitney (Wilcoxon Rank Sum)

Constituent: Selenium, Total (mg/L) Analysis Run 5/17/2023 12:23 PM View: Mann-Whitney

Plant Scherer Client: Southern Company Data: Scherer Cell 1-CCR

	GWA-15	GWA-15
5/9/2010	<0.005	
6/18/2010	<0.005	
7/28/2010	<0.005	
9/9/2010	<0.005	
4/30/2011	<0.005	
10/28/2011	<0.005	
5/2/2012	<0.005	
11/9/2012	<0.005	
5/8/2013	<0.005	
11/5/2013	<0.005	
5/20/2014	<0.005	
11/12/2014	<0.005	
5/22/2015	<0.005	
11/11/2015	<0.005	
4/6/2016	<0.005	
6/15/2016	<0.005	
8/10/2016	<0.005	
10/4/2016	<0.005	
11/30/2016	<0.005	
2/7/2017	<0.005	
4/4/2017	0.00067 (J)	
6/20/2017	<0.005	
10/4/2017	<0.005	
3/20/2018	<0.005 (XD)	
10/2/2018	<0.005	
3/26/2019	<0.005	
9/10/2019	<0.005	
3/18/2020	<0.005	
9/9/2020	<0.005	
4/1/2021		<0.005
8/11/2021		<0.005
2/15/2022		<0.005
8/25/2022		<0.005

Mann-Whitney (Wilcoxon Rank Sum)

Constituent: Selenium, Total (mg/L) Analysis Run 5/17/2023 12:23 PM View: Mann-Whitney

Plant Scherer Client: Southern Company Data: Scherer Cell 1-CCR

	GWA-16	GWA-16
5/9/2010	<0.005	
6/16/2010	<0.005	
7/27/2010	<0.005	
9/7/2010	<0.005	
4/29/2011	<0.005	
10/28/2011	<0.005	
5/2/2012	<0.005	
11/9/2012	<0.005	
5/8/2013	<0.005	
11/6/2013	<0.005	
5/20/2014	<0.005	
11/8/2014	<0.005	
5/22/2015	<0.005	
11/9/2015	0.0043	
4/6/2016	<0.005	
6/15/2016	<0.005	
8/10/2016	<0.005	
10/4/2016	<0.005	
11/29/2016	0.00024 (J)	
2/7/2017	<0.005	
4/4/2017	0.0017	
6/20/2017	<0.005	
10/5/2017	<0.005	
3/20/2018	<0.005	
10/2/2018	<0.005	
3/26/2019	<0.005	
9/10/2019	<0.005	
3/18/2020	<0.005	
9/9/2020	<0.005	
4/1/2021		<0.005
8/11/2021		<0.005
2/15/2022		<0.005
8/25/2022		<0.005

Mann-Whitney (Wilcoxon Rank Sum)

Constituent: Selenium, Total (mg/L) Analysis Run 5/17/2023 12:23 PM View: Mann-Whitney

Plant Scherer Client: Southern Company Data: Scherer Cell 1-CCR

	GWA-17	GWA-17
5/8/2010	<0.005	
6/16/2010	<0.005	
7/26/2010	<0.005	
9/7/2010	<0.005	
4/29/2011	<0.005	
10/28/2011	<0.005	
5/2/2012	<0.005	
11/9/2012	<0.005	
5/8/2013	0.0044	
11/6/2013	<0.005	
5/20/2014	<0.005	
11/8/2014	<0.005	
5/22/2015	<0.005	
11/9/2015	<0.005	
4/6/2016	<0.005	
6/15/2016	<0.005	
8/10/2016	<0.005	
10/5/2016	<0.005	
11/29/2016	<0.005	
2/7/2017	<0.005	
4/4/2017	<0.005	
6/20/2017	<0.005	
10/5/2017	0.00027 (J)	
3/20/2018	<0.005	
10/2/2018	<0.005	
3/26/2019	<0.005	
9/10/2019	<0.005	
3/18/2020	<0.005	
9/9/2020	<0.005	
4/1/2021		<0.005
8/11/2021		<0.005
2/15/2022		<0.005
8/24/2022		<0.005

Mann-Whitney (Wilcoxon Rank Sum)

Constituent: Selenium, Total (mg/L) Analysis Run 5/17/2023 12:23 PM View: Mann-Whitney

Plant Scherer Client: Southern Company Data: Scherer Cell 1-CCR

	GWC-1	GWC-1
5/11/2010	<0.005	
6/17/2010	<0.005	
7/27/2010	<0.005	
9/9/2010	<0.005	
4/28/2011	<0.005	
10/29/2011	<0.005	
5/3/2012	<0.005	
11/9/2012	<0.005	
5/9/2013	<0.005	
11/5/2013	<0.005	
5/23/2014	<0.005	
11/13/2014	<0.005	
5/23/2015	0.0053	
11/11/2015	<0.005	
4/12/2016	<0.005	
6/16/2016	<0.005	
8/11/2016	<0.005	
10/4/2016	0.00037 (J)	
11/30/2016	<0.005	
2/7/2017	<0.005	
4/5/2017	<0.005	
6/20/2017	<0.005	
10/4/2017	<0.005	
3/20/2018	<0.005 (X)	
10/2/2018	<0.005	
3/26/2019	<0.005	
9/10/2019	<0.005	
3/18/2020	<0.005	
9/9/2020	<0.005	
4/1/2021		<0.005
8/18/2021		<0.005
2/15/2022		<0.005
8/24/2022		<0.005

Mann-Whitney (Wilcoxon Rank Sum)

Constituent: Selenium, Total (mg/L) Analysis Run 5/17/2023 12:23 PM View: Mann-Whitney

Plant Scherer Client: Southern Company Data: Scherer Cell 1-CCR

	GWC-10	GWC-10
5/10/2010	<0.005	
6/16/2010	<0.005	
7/28/2010	<0.005	
9/8/2010	<0.005	
4/29/2011	<0.005	
10/27/2011	<0.005	
5/4/2012	<0.005	
11/11/2012	<0.005	
5/9/2013	<0.005	
11/5/2013	<0.005	
5/21/2014	<0.005	
11/12/2014	<0.005	
5/23/2015	0.0043	
11/12/2015	0.0046	
4/13/2016	<0.005 (D)	
6/21/2016	<0.005	
8/15/2016	<0.005	
10/5/2016	<0.005	
12/1/2016	<0.005	
2/8/2017	<0.005	
4/6/2017	<0.005	
6/21/2017	<0.005	
10/5/2017	<0.005	
3/21/2018	<0.005	
10/2/2018	<0.005	
3/27/2019	<0.005	
9/11/2019	<0.005	
3/18/2020	<0.005	
9/9/2020	<0.005	
4/1/2021		<0.005
8/17/2021		<0.005
2/15/2022		<0.005
8/25/2022		<0.005

Mann-Whitney (Wilcoxon Rank Sum)

Constituent: Selenium, Total (mg/L) Analysis Run 5/17/2023 12:23 PM View: Mann-Whitney
Plant Scherer Client: Southern Company Data: Scherer Cell 1-CCR

	GWC-11	GWC-11
5/10/2010	<0.005	
6/16/2010	<0.005	
7/27/2010	<0.005	
9/8/2010	<0.005	
4/29/2011	<0.005	
10/27/2011	<0.005	
5/4/2012	<0.005	
11/10/2012	<0.005	
5/9/2013	<0.005	
11/6/2013	<0.005	
5/20/2014	<0.005	
11/12/2014	<0.005	
5/24/2015	0.005	
11/12/2015	0.0042	
4/13/2016	<0.005 (D)	
6/21/2016	<0.005	
8/15/2016	<0.005	
10/5/2016	<0.005	
12/1/2016	<0.005	
2/8/2017	<0.005	
4/6/2017	0.00031 (J)	
6/20/2017	<0.005	
10/5/2017	<0.005	
3/21/2018	<0.005	
10/2/2018	<0.005	
3/27/2019	<0.005	
3/18/2020	<0.005	
9/10/2020	<0.005	
4/1/2021		<0.005
8/11/2021		<0.005
2/16/2022		<0.005
8/25/2022		<0.005

Mann-Whitney (Wilcoxon Rank Sum)

Constituent: Selenium, Total (mg/L) Analysis Run 5/17/2023 12:23 PM View: Mann-Whitney

Plant Scherer Client: Southern Company Data: Scherer Cell 1-CCR

	GWC-12	GWC-12
5/9/2010	<0.005	
6/18/2010	<0.005	
7/27/2010	<0.005	
9/8/2010	<0.005	
4/29/2011	<0.005	
10/28/2011	0.004	
5/3/2012	<0.005	
11/10/2012	<0.005	
5/9/2013	<0.005	
11/6/2013	<0.005	
5/20/2014	<0.005	
11/12/2014	<0.005	
5/23/2015	<0.005	
11/12/2015	<0.005	
4/13/2016	<0.005 (D)	
6/21/2016	<0.005	
8/15/2016	<0.005	
10/5/2016	<0.005	
12/1/2016	<0.005	
2/8/2017	<0.005	
4/5/2017	<0.005	
6/20/2017	<0.005	
10/5/2017	<0.005	
3/21/2018	<0.005 (D)	
10/2/2018	<0.005	
3/26/2019	<0.005	
9/11/2019	<0.005	
3/18/2020	<0.005	
9/10/2020	<0.005	
4/1/2021		<0.005
8/11/2021		<0.005
2/16/2022		<0.005
8/26/2022		<0.005

Mann-Whitney (Wilcoxon Rank Sum)

Constituent: Selenium, Total (mg/L) Analysis Run 5/17/2023 12:23 PM View: Mann-Whitney

Plant Scherer Client: Southern Company Data: Scherer Cell 1-CCR

	GWC-14	GWC-14
5/9/2010	<0.005	
6/18/2010	<0.005	
7/28/2010	<0.005	
9/9/2010	<0.005	
4/30/2011	<0.005	
10/28/2011	<0.005	
5/3/2012	<0.005	
11/10/2012	<0.005	
5/8/2013	<0.005	
11/5/2013	<0.005	
5/20/2014	<0.005	
11/12/2014	<0.005	
5/24/2015	<0.005	
11/11/2015	0.0052	
4/13/2016	<0.005 (D)	
6/21/2016	<0.005	
8/15/2016	<0.005	
10/4/2016	<0.005	
12/1/2016	0.00025 (J)	
2/7/2017	<0.005	
4/6/2017	<0.005	
6/20/2017	<0.005	
10/5/2017	<0.005	
3/20/2018	<0.005	
10/2/2018	<0.005	
3/26/2019	<0.005	
9/11/2019	<0.005	
3/18/2020	<0.005	
9/9/2020	<0.005	
4/1/2021		<0.005
8/11/2021		<0.005
2/16/2022		<0.005
8/26/2022		<0.005

Mann-Whitney (Wilcoxon Rank Sum)

Constituent: Selenium, Total (mg/L) Analysis Run 5/17/2023 12:23 PM View: Mann-Whitney

Plant Scherer Client: Southern Company Data: Scherer Cell 1-CCR

	GWC-18	GWC-18
5/10/2010	<0.005	
6/16/2010	<0.005	
7/26/2010	<0.005	
9/7/2010	<0.005	
4/29/2011	<0.005	
10/28/2011	<0.005	
5/2/2012	<0.005	
11/9/2012	<0.005	
5/8/2013	<0.005	
11/6/2013	<0.005	
5/23/2014	<0.005	
11/8/2014	<0.005	
5/22/2015	<0.005	
11/10/2015	0.0041	
4/11/2016	<0.005	
6/16/2016	<0.005	
8/11/2016	<0.005	
10/5/2016	<0.005	
11/29/2016	<0.005	
2/8/2017	<0.005	
4/6/2017	<0.005	
6/21/2017	<0.005	
10/5/2017	<0.005	
3/20/2018	<0.005	
10/2/2018	<0.005	
3/26/2019	<0.005	
9/11/2019	<0.005	
3/18/2020	<0.005	
9/9/2020	<0.005	
4/1/2021		<0.005
8/11/2021		<0.005
2/16/2022		<0.005
8/25/2022		<0.005

Mann-Whitney (Wilcoxon Rank Sum)

Constituent: Selenium, Total (mg/L) Analysis Run 5/17/2023 12:23 PM View: Mann-Whitney
Plant Scherer Client: Southern Company Data: Scherer Cell 1-CCR

	GWC-19	GWC-19
5/11/2010	<0.005	
6/16/2010	<0.005	
7/27/2010	<0.005	
9/7/2010	<0.005	
4/29/2011	<0.005	
10/28/2011	<0.005	
5/2/2012	<0.005	
11/9/2012	<0.005	
5/9/2013	<0.005	
11/6/2013	<0.005	
5/22/2014	<0.005	
11/8/2014	<0.005	
5/23/2015	<0.005	
11/10/2015	0.0044	
4/11/2016	<0.005	
6/16/2016	<0.005	
8/11/2016	<0.005	
10/5/2016	<0.005	
11/29/2016	<0.005	
2/8/2017	<0.005	
4/5/2017	<0.005	
6/21/2017	<0.005	
10/5/2017	<0.005	
3/20/2018	<0.005	
10/2/2018	<0.005	
3/26/2019	<0.005	
9/12/2019	<0.005	
3/19/2020	<0.005	
9/9/2020	<0.005	
4/5/2021		<0.005
8/11/2021		<0.005
2/16/2022		<0.005
8/25/2022		<0.005

Mann-Whitney (Wilcoxon Rank Sum)

Constituent: Selenium, Total (mg/L) Analysis Run 5/17/2023 12:23 PM View: Mann-Whitney

Plant Scherer Client: Southern Company Data: Scherer Cell 1-CCR

	GWC-2	GWC-2
5/11/2010	<0.005	
6/19/2010	<0.005	
7/27/2010	<0.005	
9/9/2010	<0.005	
4/28/2011	<0.005	
10/28/2011	<0.005	
5/3/2012	<0.005	
11/9/2012	<0.005	
5/9/2013	<0.005	
11/5/2013	<0.005	
5/22/2014	<0.005	
11/13/2014	<0.005	
5/24/2015	0.0044	
11/11/2015	0.0045	
4/12/2016	<0.005	
6/16/2016	<0.005	
8/11/2016	<0.005	
10/4/2016	<0.005	
11/30/2016	<0.005	
2/7/2017	<0.005	
4/6/2017	0.0023	
6/20/2017	<0.005	
10/4/2017	<0.005	
3/20/2018	<0.005 (X)	
10/2/2018	<0.005	
3/26/2019	<0.005	
9/10/2019	<0.005	
3/18/2020	<0.005	
9/9/2020	<0.005	
4/1/2021		<0.005
8/12/2021		<0.005
2/15/2022		<0.005
8/26/2022		<0.005

Mann-Whitney (Wilcoxon Rank Sum)

Constituent: Selenium, Total (mg/L) Analysis Run 5/17/2023 12:23 PM View: Mann-Whitney

Plant Scherer Client: Southern Company Data: Scherer Cell 1-CCR

	GWC-3	GWC-3
5/11/2010	<0.005	
6/17/2010	<0.005	
7/28/2010	<0.005	
9/7/2010	<0.005	
4/29/2011	<0.005	
10/28/2011	<0.005	
5/3/2012	<0.005	
11/9/2012	<0.005	
5/10/2013	<0.005	
11/6/2013	<0.005	
5/22/2014	<0.005	
11/9/2014	<0.005	
5/22/2015	<0.005	
11/10/2015	<0.005	
4/12/2016	<0.005 (D)	
6/20/2016	<0.005	
8/12/2016	0.00036 (J)	
10/5/2016	<0.005	
11/30/2016	<0.005	
2/8/2017	<0.005	
4/6/2017	<0.005	
6/21/2017	<0.005	
10/5/2017	<0.005	
3/21/2018	<0.005	
10/3/2018	<0.005	
3/26/2019	<0.005	
9/10/2019	<0.005	
3/18/2020	<0.005	
9/10/2020	<0.005	
4/6/2021		<0.005
8/12/2021		<0.005
2/15/2022		<0.005
8/25/2022		<0.005

Mann-Whitney (Wilcoxon Rank Sum)

Constituent: Selenium, Total (mg/L) Analysis Run 5/17/2023 12:23 PM View: Mann-Whitney

Plant Scherer Client: Southern Company Data: Scherer Cell 1-CCR

	GWC-4	GWC-4
5/11/2010	<0.005	
6/17/2010	<0.005	
7/28/2010	<0.005	
9/8/2010	<0.005	
4/28/2011	<0.005	
10/29/2011	<0.005	
5/3/2012	<0.005	
11/10/2012	<0.005	
5/10/2013	<0.005	
11/6/2013	<0.005	
5/22/2014	<0.005	
11/9/2014	<0.005	
5/22/2015	<0.005	
11/11/2015	<0.005	
4/12/2016	<0.005	
6/20/2016	<0.005	
8/12/2016	<0.005	
10/6/2016	<0.005	
11/30/2016	<0.005	
2/8/2017	<0.005	
4/6/2017	<0.005	
6/22/2017	<0.005	
10/6/2017	<0.005	
3/21/2018	<0.005 (X)	
10/3/2018	<0.005	
3/26/2019	<0.005	
9/10/2019	<0.005	
3/19/2020	<0.005	
9/10/2020	<0.005	
4/2/2021		<0.005
8/12/2021		<0.005
2/15/2022		0.0013 (J)
8/25/2022		0.0012 (J)

Mann-Whitney (Wilcoxon Rank Sum)

Constituent: Selenium, Total (mg/L) Analysis Run 5/17/2023 12:23 PM View: Mann-Whitney
Plant Scherer Client: Southern Company Data: Scherer Cell 1-CCR

	GWC-5	GWC-5
5/11/2010	<0.01	
6/18/2010	<0.01	
7/27/2010	<0.01	
9/9/2010	<0.01	
4/29/2011	<0.01	
10/28/2011	<0.01	
5/4/2012	<0.01	
11/10/2012	<0.01	
5/9/2013	<0.01	
11/6/2013	<0.01	
5/22/2014	<0.01	
11/9/2014	<0.01	
5/24/2015	0.013 (J)	
11/11/2015	0.037	
4/19/2016	0.0587	
6/22/2016	0.0435	
8/16/2016	0.029	
10/6/2016	0.027	
12/1/2016	0.029	
2/9/2017	0.031	
4/6/2017	0.043	
6/21/2017	0.052	
10/5/2017	0.038	
3/22/2018	0.038	
10/3/2018	0.021	
3/27/2019	0.023	
9/11/2019	0.0079	
3/18/2020	0.014	
9/9/2020	0.0054	
4/1/2021		0.0065
8/12/2021		0.0088
2/15/2022		0.0058
8/25/2022		0.0043 (J)

Mann-Whitney (Wilcoxon Rank Sum)

Constituent: Selenium, Total (mg/L) Analysis Run 5/17/2023 12:23 PM View: Mann-Whitney

Plant Scherer Client: Southern Company Data: Scherer Cell 1-CCR

	GWC-6	GWC-6
5/11/2010	<0.005	
6/18/2010	<0.005	
7/27/2010	<0.005	
9/9/2010	<0.005	
4/30/2011	<0.005	
10/29/2011	<0.005	
5/4/2012	<0.005	
11/10/2012	<0.005	
5/9/2013	<0.005	
11/7/2013	<0.005	
5/21/2014	<0.005	
11/9/2014	<0.005	
5/24/2015	<0.005	
11/11/2015	0.007	
4/12/2016	<0.005	
6/20/2016	0.00032 (J)	
8/12/2016	0.00035 (J)	
10/6/2016	0.00029 (J)	
11/30/2016	0.00026 (J)	
2/9/2017	<0.005	
4/6/2017	<0.005	
6/21/2017	0.00031 (J)	
10/6/2017	<0.005	
3/21/2018	<0.005 (X)	
10/3/2018	0.00056 (J)	
3/26/2019	<0.005	
9/11/2019	<0.005	
3/18/2020	<0.005	
9/10/2020	<0.005	
4/5/2021		<0.005
8/11/2021		<0.005
2/15/2022		<0.005
8/25/2022		<0.005

Mann-Whitney (Wilcoxon Rank Sum)

Constituent: Selenium, Total (mg/L) Analysis Run 5/17/2023 12:23 PM View: Mann-Whitney

Plant Scherer Client: Southern Company Data: Scherer Cell 1-CCR

	GWC-7	GWC-7
5/10/2010	<0.005	
6/18/2010	<0.005	
7/28/2010	<0.005	
9/9/2010	<0.005	
4/30/2011	<0.005	
10/29/2011	<0.005	
5/4/2012	<0.005	
11/10/2012	<0.005	
5/9/2013	<0.005	
11/7/2013	<0.005	
5/21/2014	<0.005	
11/12/2014	<0.005	
5/24/2015	0.0053	
11/11/2015	0.0049	
4/13/2016	<0.005 (D)	
6/20/2016	<0.005	
8/15/2016	<0.005	
10/6/2016	<0.005	
12/1/2016	<0.005	
2/9/2017	<0.005	
4/7/2017	<0.005	
6/22/2017	<0.005	
10/6/2017	<0.005	
3/22/2018	<0.005	
10/4/2018	<0.005	
3/27/2019	<0.005	
9/11/2019	<0.005	
3/19/2020	<0.005	
9/10/2020	<0.005	
4/1/2021		<0.005
8/11/2021		<0.005
2/15/2022		<0.005
8/25/2022		<0.005

Mann-Whitney (Wilcoxon Rank Sum)

Constituent: Selenium, Total (mg/L) Analysis Run 5/17/2023 12:23 PM View: Mann-Whitney

Plant Scherer Client: Southern Company Data: Scherer Cell 1-CCR

	GWC-8A	GWC-8A
5/10/2010	<0.005	
6/19/2010	<0.005	
7/28/2010	<0.005	
9/8/2010	<0.005	
4/30/2011	<0.005	
10/27/2011	<0.005	
5/4/2012	<0.005	
11/11/2012	<0.005	
5/10/2013	<0.005	
11/7/2013	<0.005	
5/21/2014	<0.005	
11/13/2014	<0.005	
5/23/2015	0.0045	
11/11/2015	0.0043	
4/19/2016	<0.005	
10/10/2016	<0.005	
12/1/2016	<0.005	
2/9/2017	<0.005	
4/7/2017	<0.005	
6/21/2017	<0.005	
8/15/2017	<0.005	
9/1/2017	0.00044 (J)	
10/9/2017	<0.005	
3/22/2018	0.00032 (J)	
10/4/2018	<0.005	
3/27/2019	<0.005	
9/11/2019	<0.005	
3/18/2020	<0.005	
9/9/2020	<0.005	
4/5/2021		<0.005
8/12/2021		<0.005
2/15/2022		<0.005
8/25/2022		<0.005

Mann-Whitney (Wilcoxon Rank Sum)

Constituent: Selenium, Total (mg/L) Analysis Run 5/17/2023 12:23 PM View: Mann-Whitney

Plant Scherer Client: Southern Company Data: Scherer Cell 1-CCR

	GWC-9	GWC-9
5/10/2010	<0.005	
6/16/2010	<0.005	
7/27/2010	<0.005	
9/8/2010	<0.005	
4/29/2011	<0.005	
10/27/2011	<0.005	
5/3/2012	<0.005	
11/11/2012	<0.005	
5/9/2013	<0.005	
11/6/2013	<0.005	
5/21/2014	<0.005	
11/12/2014	<0.005	
5/23/2015	<0.005	
11/12/2015	0.0065	
4/13/2016	<0.005 (D)	
6/22/2016	<0.005	
8/15/2016	<0.005	
10/6/2016	<0.005	
12/1/2016	<0.005	
2/8/2017	<0.005	
4/6/2017	<0.005	
6/21/2017	<0.005	
10/5/2017	<0.005	
3/21/2018	<0.005 (X)	
10/2/2018	<0.005	
3/27/2019	<0.005	
9/11/2019	<0.005	
3/18/2020	<0.005	
9/9/2020	<0.005	
4/1/2021		<0.005
8/12/2021		<0.005
2/15/2022		<0.005
8/25/2022		<0.005

Mann-Whitney (Wilcoxon Rank Sum)

Constituent: Sulfate (mg/L) Analysis Run 5/17/2023 12:23 PM View: Mann-Whitney

Plant Scherer Client: Southern Company Data: Scherer Cell 1-CCR

	GWA-15	GWA-15
4/6/2016	0.799 (J)	
6/15/2016	<0.7	
8/10/2016	<0.7	
10/4/2016	<0.7	
11/30/2016	<0.7	
2/7/2017	0.8 (J)	
4/4/2017	<0.7	
6/20/2017	<0.7	
10/4/2017	<0.7	
3/20/2018	1.2	
10/2/2018	<0.7	
3/26/2019	2.1	
9/10/2019	0.65 (J)	
3/18/2020	3.1	
9/9/2020	1.6	
4/1/2021		2.7
8/11/2021		1.3
2/15/2022		2.6
8/25/2022		1.9

Mann-Whitney (Wilcoxon Rank Sum)

Constituent: Sulfate (mg/L) Analysis Run 5/17/2023 12:23 PM View: Mann-Whitney

Plant Scherer Client: Southern Company Data: Scherer Cell 1-CCR

	GWA-16	GWA-16
4/6/2016	<1	
6/15/2016	<1	
8/10/2016	<1	
10/4/2016	<1	
11/29/2016	<1	
2/7/2017	<1	
4/4/2017	<1	
6/20/2017	<1	
10/5/2017	<1	
3/20/2018	<1	
10/2/2018	<1	
3/26/2019	<1	
9/10/2019	<1	
3/18/2020	0.67 (J)	
9/9/2020	<1	
4/1/2021		<1
8/11/2021		<1
2/15/2022		<1
8/25/2022		<1

Mann-Whitney (Wilcoxon Rank Sum)

Constituent: Sulfate (mg/L) Analysis Run 5/17/2023 12:23 PM View: Mann-Whitney

Plant Scherer Client: Southern Company Data: Scherer Cell 1-CCR

	GWA-17	GWA-17
4/6/2016	<1	
6/15/2016	<1	
8/10/2016	<1	
10/5/2016	<1	
11/29/2016	<1	
2/7/2017	<1	
4/4/2017	<1	
6/20/2017	<1	
10/5/2017	<1	
3/20/2018	<1	
10/2/2018	<1	
3/26/2019	0.58 (J)	
9/10/2019	0.44 (J)	
3/18/2020	0.51 (J)	
9/9/2020	<1	
4/1/2021		<1
8/11/2021		<1
2/15/2022		<1
8/24/2022		<1

Mann-Whitney (Wilcoxon Rank Sum)

Constituent: Sulfate (mg/L) Analysis Run 5/17/2023 12:23 PM View: Mann-Whitney

Plant Scherer Client: Southern Company Data: Scherer Cell 1-CCR

	GWC-1	GWC-1
4/12/2016	0.617 (J)	
6/16/2016	<1	
8/11/2016	<1	
10/4/2016	<1	
11/30/2016	<1	
2/7/2017	0.92 (J)	
4/5/2017	1	
6/20/2017	0.76 (J)	
10/4/2017	<1	
3/20/2018	0.95 (J)	
10/2/2018	<1	
3/26/2019	0.53 (J)	
9/10/2019	0.69 (J)	
3/18/2020	0.84 (J)	
9/9/2020	0.77 (J)	
4/1/2021		<1
8/18/2021		0.79 (J)
2/15/2022		1.5
8/24/2022		<1

Mann-Whitney (Wilcoxon Rank Sum)

Constituent: Sulfate (mg/L) Analysis Run 5/17/2023 12:23 PM View: Mann-Whitney

Plant Scherer Client: Southern Company Data: Scherer Cell 1-CCR

	GWC-10	GWC-10
4/13/2016	0.51 (JD)	
6/21/2016	0.58 (J)	
8/15/2016	<1	
10/5/2016	<1	
12/1/2016	<1	
2/8/2017	1	
4/6/2017	0.81 (J)	
6/21/2017	1.1	
10/5/2017	1.1	
3/21/2018	1.1	
10/2/2018	1.2	
3/27/2019		1.6
9/11/2019		1.8
3/18/2020		2.4
9/9/2020		2.6
4/1/2021		2.7
8/17/2021		1.2
2/15/2022		3.5
5/12/2022		2.7 (R)
8/25/2022		3.7

Mann-Whitney (Wilcoxon Rank Sum)

Constituent: Sulfate (mg/L) Analysis Run 5/17/2023 12:23 PM View: Mann-Whitney

Plant Scherer Client: Southern Company Data: Scherer Cell 1-CCR

	GWC-11	GWC-11
4/13/2016	<1 (D)	
6/21/2016	0.16 (J)	
8/15/2016	<1	
10/5/2016	<1	
12/1/2016	<1	
2/8/2017	<1	
4/6/2017	<1	
6/20/2017	<1	
10/5/2017	<1	
3/21/2018	<1	
10/2/2018	<1	
3/27/2019	<1	
9/11/2019	0.63 (J)	
3/18/2020	<1	
9/10/2020	<1	
4/1/2021		<1
8/11/2021		<1
2/16/2022		<1
8/25/2022		<1

Mann-Whitney (Wilcoxon Rank Sum)

Constituent: Sulfate (mg/L) Analysis Run 5/17/2023 12:23 PM View: Mann-Whitney

Plant Scherer Client: Southern Company Data: Scherer Cell 1-CCR

	GWC-12	GWC-12
4/13/2016	<1 (D)	
6/21/2016	0.2 (J)	
8/15/2016	<1	
10/5/2016	<1	
12/1/2016	<1	
2/8/2017	<1	
4/5/2017	<1	
6/20/2017	<1	
10/5/2017	<1	
3/21/2018	<1 (D)	
10/2/2018	<1	
3/26/2019	0.49 (J)	
9/11/2019	0.5 (J)	
3/18/2020	1.3	
9/10/2020	<1	
4/1/2021		<1
8/11/2021		<1
2/16/2022		<1
8/26/2022		0.77 (J)

Mann-Whitney (Wilcoxon Rank Sum)

Constituent: Sulfate (mg/L) Analysis Run 5/17/2023 12:23 PM View: Mann-Whitney

Plant Scherer Client: Southern Company Data: Scherer Cell 1-CCR

	GWC-13	GWC-13
4/13/2016	0.646 (JD)	
6/21/2016	0.57 (J)	
8/15/2016	<1	
10/7/2016	<1	
12/1/2016	<1	
2/9/2017	<1	
4/6/2017	<1	
6/22/2017	<1	
10/6/2017	<1	
3/22/2018	<1	
10/3/2018	<1	
3/26/2019	1.3	
9/11/2019	0.81 (J)	
3/18/2020	25 (o)	
9/10/2020	1.3	
4/6/2021		0.9 (J)
8/11/2021		0.89 (J)
2/16/2022		<1
8/26/2022		1.3

Mann-Whitney (Wilcoxon Rank Sum)

Constituent: Sulfate (mg/L) Analysis Run 5/17/2023 12:23 PM View: Mann-Whitney

Plant Scherer Client: Southern Company Data: Scherer Cell 1-CCR

	GWC-14	GWC-14
4/13/2016	<1 (D)	
6/21/2016	0.16 (J)	
8/15/2016	<1	
10/4/2016	<1	
12/1/2016	<1	
2/7/2017	<1	
4/6/2017	<1	
6/20/2017	<1	
10/5/2017	<1	
3/20/2018	<1	
10/2/2018	<1	
3/26/2019	0.64 (J)	
9/11/2019	0.5 (J)	
3/18/2020	<1	
9/9/2020	<1	
4/1/2021		<1
8/11/2021		<1
2/16/2022		<1
8/26/2022		0.79 (J)

Mann-Whitney (Wilcoxon Rank Sum)

Constituent: Sulfate (mg/L) Analysis Run 5/17/2023 12:23 PM View: Mann-Whitney

Plant Scherer Client: Southern Company Data: Scherer Cell 1-CCR

	GWC-18	GWC-18
4/11/2016	<1	
6/16/2016	<1	
8/11/2016	<1	
10/5/2016	<1	
11/29/2016	<1	
2/8/2017	<1	
4/6/2017	<1	
6/21/2017	<1	
10/5/2017	<1	
3/20/2018	<1	
10/2/2018	<1	
3/26/2019	0.39 (J)	
9/11/2019	0.61 (J)	
3/18/2020	0.62 (J)	
9/9/2020	<1	
4/1/2021		<1
8/11/2021		<1
2/16/2022		<1
8/25/2022		<1

Mann-Whitney (Wilcoxon Rank Sum)

Constituent: Sulfate (mg/L) Analysis Run 5/17/2023 12:23 PM View: Mann-Whitney

Plant Scherer Client: Southern Company Data: Scherer Cell 1-CCR

	GWC-19	GWC-19
4/11/2016	<1	
6/16/2016	<1	
8/11/2016	<1	
10/5/2016	<1	
11/29/2016	<1	
2/8/2017	<1	
4/5/2017	<1	
6/21/2017	<1	
10/5/2017	<1	
3/20/2018	<1	
10/2/2018	<1	
3/26/2019	<1	
9/12/2019	<1	
3/19/2020	0.64 (J)	
9/9/2020	1.2	
6/1/2021		1.9
8/11/2021		<1
2/16/2022		<1
8/25/2022		<1

Mann-Whitney (Wilcoxon Rank Sum)

Constituent: Sulfate (mg/L) Analysis Run 5/17/2023 12:23 PM View: Mann-Whitney

Plant Scherer Client: Southern Company Data: Scherer Cell 1-CCR

	GWC-2	GWC-2
4/12/2016	0.56 (J)	
6/16/2016	<1	
8/11/2016	<1	
10/4/2016	<1	
11/30/2016	<1	
2/7/2017	<1	
4/6/2017	<1	
6/20/2017	<1	
10/4/2017	<1	
3/20/2018	<1	
10/2/2018	<1	
3/26/2019	0.99 (J)	
9/10/2019	0.63 (J)	
3/18/2020	0.59 (J)	
9/9/2020	0.59 (J)	
4/1/2021		1.1
8/12/2021		<1
2/15/2022		0.79 (J)
8/26/2022		1.1

Mann-Whitney (Wilcoxon Rank Sum)

Constituent: Sulfate (mg/L) Analysis Run 5/17/2023 12:23 PM View: Mann-Whitney

Plant Scherer Client: Southern Company Data: Scherer Cell 1-CCR

	GWC-20	GWC-20
4/12/2016	<1	
6/16/2016	<1	
8/11/2016	<1	
10/5/2016	<1	
11/30/2016	<1	
2/8/2017	<1	
4/6/2017	<1	
6/21/2017	<1	
10/5/2017	<1	
3/21/2018	<1	
10/3/2018	<1	
3/26/2019	0.45 (J)	
9/12/2019	<1	
3/19/2020	0.71 (J)	
9/10/2020	<1	
6/1/2021		1.4
8/11/2021		<1
2/16/2022		<1
8/25/2022		<1

Mann-Whitney (Wilcoxon Rank Sum)

Constituent: Sulfate (mg/L) Analysis Run 5/17/2023 12:23 PM View: Mann-Whitney

Plant Scherer Client: Southern Company Data: Scherer Cell 1-CCR

	GWC-3	GWC-3
4/12/2016	0.419 (JD)	
6/20/2016	0.6 (J)	
8/16/2016	<1	
10/5/2016	<1	
11/30/2016	1.1	
2/8/2017	<1	
4/6/2017	<1	
6/21/2017	<1	
10/5/2017	<1	
3/21/2018	<1	
10/3/2018	<1	
3/26/2019	0.47 (J)	
9/10/2019	0.7 (J)	
3/18/2020	0.6 (J)	
9/10/2020	<1	
4/6/2021		<1
8/12/2021		<1
2/15/2022		0.91 (J)
8/25/2022		0.99 (J)

Mann-Whitney (Wilcoxon Rank Sum)

Constituent: Sulfate (mg/L) Analysis Run 5/17/2023 12:23 PM View: Mann-Whitney

Plant Scherer Client: Southern Company Data: Scherer Cell 1-CCR

	GWC-4	GWC-4
4/12/2016	3.56	
6/20/2016	2.4	
8/16/2016	1.7	
10/6/2016	1.2	
11/30/2016	1.2	
2/8/2017	4.6	
4/6/2017	4.1	
6/22/2017	3.4	
10/6/2017	3	
3/21/2018	4.9	
10/3/2018	2.9	
3/26/2019	3.2	
9/10/2019	1.7	
3/19/2020	4.6	
9/10/2020	1.6	
4/2/2021		4.6
8/12/2021		3.5
2/15/2022		20
5/12/2022		33 (R)
8/25/2022		19
12/28/2022		32 (R)

Mann-Whitney (Wilcoxon Rank Sum)

Constituent: Sulfate (mg/L) Analysis Run 5/17/2023 12:23 PM View: Mann-Whitney

Plant Scherer Client: Southern Company Data: Scherer Cell 1-CCR

	GWC-5	GWC-5
4/19/2016	575 (o)	
6/22/2016	470	
8/16/2016	360	
10/6/2016	300	
12/1/2016	340	
2/9/2017	350	
4/6/2017	380	
6/21/2017	490	
10/5/2017	380	
3/22/2018	400	
10/3/2018	270	
3/27/2019	260	
9/11/2019	130	
3/18/2020	170	
9/9/2020	110	
4/1/2021		100
8/12/2021		140
2/15/2022		100
8/25/2022		100

Mann-Whitney (Wilcoxon Rank Sum)

Constituent: Sulfate (mg/L) Analysis Run 5/17/2023 12:23 PM View: Mann-Whitney

Plant Scherer Client: Southern Company Data: Scherer Cell 1-CCR

	GWC-6	GWC-6
4/12/2016	7.55	
6/20/2016	14	
8/16/2016	12	
10/6/2016	13	
11/30/2016	14	
2/9/2017	9.5	
4/6/2017	9.7	
6/21/2017	13	
10/6/2017	7.3	
3/21/2018	9.5	
10/3/2018	10	
3/26/2019	6.3	
9/11/2019	12	
3/18/2020	5.6	
9/10/2020	9.4	
6/2/2021		13
8/11/2021		11
2/15/2022		13
8/25/2022		12

Mann-Whitney (Wilcoxon Rank Sum)

Constituent: Sulfate (mg/L) Analysis Run 5/17/2023 12:23 PM View: Mann-Whitney

Plant Scherer Client: Southern Company Data: Scherer Cell 1-CCR

	GWC-7	GWC-7
4/13/2016	<1 (D)	
6/20/2016	0.36 (J)	
8/15/2016	<1	
10/6/2016	<1	
12/1/2016	<1	
2/9/2017	<1	
4/7/2017	<1	
6/22/2017	<1	
10/6/2017	<1	
3/22/2018	<1	
10/4/2018	<1	
3/27/2019	0.51 (J)	
9/11/2019	0.52 (J)	
3/19/2020	0.54 (J)	
9/10/2020	<1	
4/1/2021		<1
8/11/2021		<1
2/15/2022		<1
8/25/2022		<1

Mann-Whitney (Wilcoxon Rank Sum)

Constituent: Sulfate (mg/L) Analysis Run 5/17/2023 12:23 PM View: Mann-Whitney

Plant Scherer Client: Southern Company Data: Scherer Cell 1-CCR

	GWC-8A	GWC-8A
4/19/2016	32.7	
10/10/2016	33	
12/1/2016	31	
2/9/2017	34	
4/7/2017	37	
6/21/2017	35	
8/15/2017	42	
9/1/2017	40	
3/22/2018	39	
10/4/2018	30	
3/27/2019	18	
9/11/2019	32	
3/18/2020	16	
9/9/2020	11	
6/1/2021		17
8/12/2021		27
2/15/2022		11
8/25/2022		22

Mann-Whitney (Wilcoxon Rank Sum)

Constituent: Sulfate (mg/L) Analysis Run 5/17/2023 12:23 PM View: Mann-Whitney

Plant Scherer Client: Southern Company Data: Scherer Cell 1-CCR

	GWC-9	GWC-9
4/13/2016	8.66 (D)	
6/22/2016	6.3	
8/15/2016	8	
10/6/2016	10	
12/1/2016	15	
2/8/2017	13	
4/6/2017	14	
6/21/2017	11	
10/5/2017	10	
3/21/2018	12	
10/2/2018	8.2	
3/27/2019	6.8	
9/11/2019	9.6	
3/18/2020	6.9	
9/9/2020	8.4	
4/1/2021		9.7
8/12/2021		9.7
2/15/2022		7.2
8/25/2022		19

Mann-Whitney (Wilcoxon Rank Sum)

Constituent: Thallium, Total (mg/L) Analysis Run 5/17/2023 12:23 PM View: Mann-Whitney

Plant Scherer Client: Southern Company Data: Scherer Cell 1-CCR

	GWA-15	GWA-15
5/9/2010	<0.001	
6/18/2010	<0.001	
7/28/2010	<0.001	
9/9/2010	<0.001	
4/30/2011	<0.001	
10/28/2011	<0.001	
5/2/2012	<0.001	
11/9/2012	<0.001	
5/8/2013	<0.001	
11/5/2013	<0.001	
5/20/2014	<0.001	
11/12/2014	<0.001	
5/22/2015	<0.001	
11/11/2015	<0.001	
4/6/2016	<0.001	
6/15/2016	<0.001	
8/10/2016	<0.001	
10/4/2016	<0.001	
11/30/2016	<0.001	
2/7/2017	<0.001	
4/4/2017	<0.001	
6/20/2017	<0.001	
10/4/2017	<0.001	
3/20/2018	<0.001 (D)	
10/2/2018	<0.001	
3/26/2019	<0.001	
9/10/2019	<0.001	
3/18/2020	<0.001	
9/9/2020	0.00025 (J)	
4/1/2021		<0.001
8/11/2021		<0.001
2/15/2022		<0.001
8/25/2022		<0.001

Mann-Whitney (Wilcoxon Rank Sum)

Constituent: Thallium, Total (mg/L) Analysis Run 5/17/2023 12:23 PM View: Mann-Whitney

Plant Scherer Client: Southern Company Data: Scherer Cell 1-CCR

	GWA-16	GWA-16
5/9/2010	<0.001	
6/16/2010	<0.001	
7/27/2010	<0.001	
9/7/2010	<0.001	
4/29/2011	<0.001	
10/28/2011	<0.001	
5/2/2012	<0.001	
11/9/2012	<0.001	
5/8/2013	0.0003	
11/6/2013	<0.001	
5/20/2014	<0.001	
11/8/2014	<0.001	
5/22/2015	<0.001	
11/9/2015	<0.001	
4/6/2016	<0.001	
6/15/2016	<0.001	
8/10/2016	<0.001	
10/4/2016	<0.001	
11/29/2016	<0.001	
2/7/2017	<0.001	
4/4/2017	<0.001	
6/20/2017	<0.001	
10/5/2017	<0.001	
3/20/2018	<0.001	
10/2/2018	<0.001	
3/26/2019	<0.001	
9/10/2019	0.00021 (J)	
3/18/2020	<0.001	
9/9/2020	<0.001	
4/1/2021		<0.001
8/11/2021		<0.001
2/15/2022		<0.001
8/25/2022		<0.001

Mann-Whitney (Wilcoxon Rank Sum)

Constituent: Thallium, Total (mg/L) Analysis Run 5/17/2023 12:23 PM View: Mann-Whitney

Plant Scherer Client: Southern Company Data: Scherer Cell 1-CCR

	GWA-17	GWA-17
5/8/2010	<0.001	
6/16/2010	<0.001	
7/26/2010	<0.001	
9/7/2010	<0.001	
4/29/2011	<0.001	
10/28/2011	<0.001	
5/2/2012	<0.001	
11/9/2012	<0.001	
5/8/2013	<0.001	
11/6/2013	<0.001	
5/20/2014	<0.001	
11/8/2014	<0.001	
5/22/2015	<0.001	
11/9/2015	<0.001	
4/6/2016	<0.001	
6/15/2016	<0.001	
8/10/2016	<0.001	
10/5/2016	<0.001	
11/29/2016	<0.001	
2/7/2017	<0.001	
4/4/2017	<0.001	
6/20/2017	<0.001	
10/5/2017	<0.001	
3/20/2018	<0.001	
10/2/2018	<0.001	
3/26/2019	<0.001	
9/10/2019	0.00023 (J)	
3/18/2020	<0.001	
9/9/2020	<0.001	
4/1/2021		<0.001
8/11/2021		<0.001
2/15/2022		<0.001
8/24/2022		<0.001

Mann-Whitney (Wilcoxon Rank Sum)

Constituent: Thallium, Total (mg/L) Analysis Run 5/17/2023 12:23 PM View: Mann-Whitney

Plant Scherer Client: Southern Company Data: Scherer Cell 1-CCR

	GWC-1	GWC-1
5/11/2010	<0.001	
6/17/2010	<0.001	
7/27/2010	<0.001	
9/9/2010	<0.001	
4/28/2011	<0.001	
10/29/2011	<0.001	
5/3/2012	<0.001	
11/9/2012	<0.001	
5/9/2013	<0.001	
11/5/2013	<0.001	
5/23/2014	<0.001	
11/13/2014	<0.001	
5/23/2015	<0.001	
11/11/2015	<0.001	
4/12/2016	<0.001	
6/16/2016	<0.001	
8/11/2016	<0.001	
10/4/2016	<0.001	
11/30/2016	<0.001	
2/7/2017	<0.001	
4/5/2017	<0.001	
6/20/2017	<0.001	
10/4/2017	<0.001	
3/20/2018	<0.001	
10/2/2018	<0.001	
3/26/2019	<0.001	
9/10/2019	<0.001	
3/18/2020	0.00049 (J)	
9/9/2020	<0.001	
4/1/2021		0.00027 (J)
8/18/2021		<0.001
2/15/2022		<0.001
8/24/2022		<0.001

Mann-Whitney (Wilcoxon Rank Sum)

Constituent: Thallium, Total (mg/L) Analysis Run 5/17/2023 12:23 PM View: Mann-Whitney

Plant Scherer Client: Southern Company Data: Scherer Cell 1-CCR

	GWC-19	GWC-19
5/11/2010	<0.001	
6/16/2010	<0.001	
7/27/2010	<0.001	
9/7/2010	<0.001	
4/29/2011	<0.001	
10/28/2011	<0.001	
5/2/2012	<0.001	
11/9/2012	<0.001	
5/9/2013	<0.001	
11/6/2013	<0.001	
5/22/2014	<0.001	
11/8/2014	<0.001	
5/23/2015	<0.001	
11/10/2015	<0.001	
4/11/2016	<0.001	
6/16/2016	<0.001	
8/11/2016	<0.001	
10/5/2016	<0.001	
11/29/2016	<0.001	
2/8/2017	<0.001	
4/5/2017	<0.001	
6/21/2017	<0.001	
10/5/2017	<0.001	
3/20/2018	<0.001	
10/2/2018	<0.001	
3/26/2019	<0.001	
9/12/2019	<0.001	
3/19/2020	<0.001	
9/9/2020	<0.001	
4/5/2021		0.00032 (J)
8/11/2021		<0.001
2/16/2022		<0.001
8/25/2022		<0.001

Mann-Whitney (Wilcoxon Rank Sum)

Constituent: Thallium, Total (mg/L) Analysis Run 5/17/2023 12:23 PM View: Mann-Whitney

Plant Scherer Client: Southern Company Data: Scherer Cell 1-CCR

	GWC-2	GWC-2
5/11/2010	<0.001	
6/19/2010	<0.001	
7/27/2010	<0.001	
9/9/2010	<0.001	
4/28/2011	<0.001	
10/28/2011	<0.001	
5/3/2012	<0.001	
11/9/2012	<0.001	
5/9/2013	<0.001	
11/5/2013	<0.001	
5/22/2014	<0.001	
11/13/2014	<0.001	
5/24/2015	<0.001	
11/11/2015	<0.001	
4/12/2016	<0.001	
6/16/2016	<0.001	
8/11/2016	<0.001	
10/4/2016	<0.001	
11/30/2016	<0.001	
2/7/2017	<0.001	
4/6/2017	<0.001	
6/20/2017	<0.001	
10/4/2017	<0.001	
3/20/2018	<0.001	
10/2/2018	<0.001	
3/26/2019	<0.001	
9/10/2019	<0.001	
3/18/2020	0.00025 (J)	
9/9/2020	<0.001	
4/1/2021		<0.001
8/12/2021		<0.001
2/15/2022		<0.001
8/26/2022		<0.001

Mann-Whitney (Wilcoxon Rank Sum)

Constituent: Thallium, Total (mg/L) Analysis Run 5/17/2023 12:23 PM View: Mann-Whitney

Plant Scherer Client: Southern Company Data: Scherer Cell 1-CCR

	GWC-4	GWC-4
5/11/2010	<0.001	
6/17/2010	<0.001	
7/28/2010	<0.001	
9/8/2010	<0.001	
4/28/2011	<0.001	
10/29/2011	<0.001	
5/3/2012	<0.001	
11/10/2012	<0.001	
5/10/2013	<0.001	
11/6/2013	<0.001	
5/22/2014	<0.001	
11/9/2014	<0.001	
5/22/2015	<0.001	
11/11/2015	<0.001	
4/12/2016	<0.001	
6/20/2016	<0.001	
8/12/2016	<0.001	
10/6/2016	<0.001	
11/30/2016	<0.001	
2/8/2017	<0.001	
4/6/2017	<0.001	
6/22/2017	<0.001	
10/6/2017	<0.001	
3/21/2018	<0.001	
10/3/2018	<0.001	
3/26/2019	<0.001	
9/10/2019	<0.001	
3/19/2020	0.00036 (J)	
9/10/2020	<0.001	
4/2/2021		<0.001
8/12/2021		<0.001
2/15/2022		<0.001
8/25/2022		<0.001

Mann-Whitney (Wilcoxon Rank Sum)

Constituent: Thallium, Total (mg/L) Analysis Run 5/17/2023 12:23 PM View: Mann-Whitney

Plant Scherer Client: Southern Company Data: Scherer Cell 1-CCR

	GWC-5	GWC-5
5/11/2010	<0.001	
6/18/2010	<0.001	
7/27/2010	<0.001	
9/9/2010	<0.001	
4/29/2011	<0.001	
10/28/2011	<0.001	
5/4/2012	<0.001	
11/10/2012	<0.001	
5/9/2013	<0.001	
11/6/2013	<0.001	
5/22/2014	<0.001	
11/9/2014	<0.001	
5/24/2015	<0.001	
11/11/2015	<0.001	
4/19/2016	<0.001	
6/22/2016	<0.001	
8/16/2016	<0.001	
10/6/2016	<0.001	
12/1/2016	<0.001	
2/9/2017	<0.001	
4/6/2017	<0.001	
6/21/2017	<0.001	
10/5/2017	<0.001	
3/22/2018	<0.001	
10/3/2018	<0.001	
3/27/2019	<0.001	
9/11/2019	<0.001	
3/18/2020	<0.001	
9/9/2020	<0.001	
4/1/2021		<0.001
8/12/2021		0.00037 (J)
2/15/2022		<0.001
8/25/2022		<0.001

Mann-Whitney (Wilcoxon Rank Sum)

Constituent: Thallium, Total (mg/L) Analysis Run 5/17/2023 12:23 PM View: Mann-Whitney

Plant Scherer Client: Southern Company Data: Scherer Cell 1-CCR

	GWC-6	GWC-6
5/11/2010	<0.001	
6/18/2010	<0.001	
7/27/2010	<0.001	
9/9/2010	<0.001	
4/30/2011	<0.001	
10/29/2011	<0.001	
5/4/2012	<0.001	
11/10/2012	<0.001	
5/9/2013	<0.001	
11/7/2013	<0.001	
5/21/2014	<0.001	
11/9/2014	<0.001	
5/24/2015	<0.001	
11/11/2015	<0.001	
4/12/2016	<0.001	
6/20/2016	<0.001	
8/12/2016	<0.001	
10/6/2016	<0.001	
11/30/2016	<0.001	
2/9/2017	<0.001	
4/6/2017	<0.001	
6/21/2017	<0.001	
10/6/2017	<0.001	
3/21/2018	<0.001	
10/3/2018	<0.001	
3/26/2019	<0.001	
9/11/2019	<0.001	
3/18/2020	<0.001	
9/10/2020	<0.001	
4/5/2021		0.0003 (J)
8/11/2021		0.0002 (J)
2/15/2022		<0.001
8/25/2022		<0.001

Mann-Whitney (Wilcoxon Rank Sum)

Constituent: Thallium, Total (mg/L) Analysis Run 5/17/2023 12:23 PM View: Mann-Whitney

Plant Scherer Client: Southern Company Data: Scherer Cell 1-CCR

	GWC-7	GWC-7
5/10/2010	<0.001	
6/18/2010	<0.001	
7/28/2010	<0.001	
9/9/2010	<0.001	
4/30/2011	<0.001	
10/29/2011	0.00027	
5/4/2012	<0.001	
11/10/2012	<0.001	
5/9/2013	<0.001	
11/7/2013	0.00026	
5/21/2014	<0.001	
11/12/2014	<0.001	
5/24/2015	<0.001	
11/11/2015	<0.001	
4/13/2016	<0.001 (D)	
6/20/2016	<0.001	
8/15/2016	<0.001	
10/6/2016	<0.001	
12/1/2016	<0.001	
2/9/2017	<0.001	
4/7/2017	<0.001	
6/22/2017	<0.001	
10/6/2017	<0.001	
3/22/2018	<0.001	
10/4/2018	<0.001	
3/27/2019	<0.001	
9/11/2019	<0.001	
3/19/2020	<0.001	
9/10/2020	0.00019 (J)	
4/1/2021		<0.001
8/11/2021		0.00043 (J)
2/15/2022		<0.001
8/25/2022		<0.001

Mann-Whitney (Wilcoxon Rank Sum)

Constituent: Thallium, Total (mg/L) Analysis Run 5/17/2023 12:23 PM View: Mann-Whitney

Plant Scherer Client: Southern Company Data: Scherer Cell 1-CCR

	GWC-8A	GWC-8A
5/10/2010	<0.001	
6/19/2010	<0.001	
7/28/2010	<0.001	
9/8/2010	<0.001	
4/30/2011	<0.001	
10/27/2011	<0.001	
5/4/2012	<0.001	
11/11/2012	<0.001	
5/10/2013	<0.001	
11/7/2013	<0.001	
5/21/2014	<0.001	
11/13/2014	<0.001	
5/23/2015	<0.001	
11/11/2015	<0.001	
4/19/2016	<0.001	
10/10/2016	<0.001	
12/1/2016	<0.001	
2/9/2017	<0.001	
4/7/2017	<0.001	
6/21/2017	<0.001	
8/15/2017	<0.001	
9/1/2017	<0.001	
10/9/2017	<0.001	
3/22/2018	<0.001	
10/4/2018	<0.001	
3/27/2019	<0.001	
9/11/2019	<0.001	
3/18/2020	<0.001	
9/9/2020	<0.001	
4/5/2021		0.00081 (J)
8/12/2021		0.00043 (J)
2/15/2022		<0.001
8/25/2022		<0.001

Mann-Whitney (Wilcoxon Rank Sum)

Constituent: Thallium, Total (mg/L) Analysis Run 5/17/2023 12:23 PM View: Mann-Whitney

Plant Scherer Client: Southern Company Data: Scherer Cell 1-CCR

	GWC-9	GWC-9
5/10/2010	<0.001	
6/16/2010	<0.001	
7/27/2010	<0.001	
9/8/2010	<0.001	
4/29/2011	<0.001	
10/27/2011	<0.001	
5/3/2012	<0.001	
11/11/2012	<0.001	
5/9/2013	<0.001	
11/6/2013	<0.001	
5/21/2014	<0.001	
11/12/2014	<0.001	
5/23/2015	<0.001	
11/12/2015	<0.001	
4/13/2016	<0.001 (D)	
6/22/2016	<0.001	
8/15/2016	<0.001	
10/6/2016	<0.001	
12/1/2016	<0.001	
2/8/2017	<0.001	
4/6/2017	<0.001	
6/21/2017	<0.001	
10/5/2017	<0.001	
3/21/2018	<0.001	
10/2/2018	<0.001	
3/27/2019	<0.001	
9/11/2019	<0.001	
3/18/2020	<0.001	
9/9/2020	<0.001	
4/1/2021		<0.001
8/12/2021		0.00016 (J)
2/15/2022		<0.001
8/25/2022		<0.001

Mann-Whitney (Wilcoxon Rank Sum)

Constituent: Total Dissolved Solids (mg/L) Analysis Run 5/17/2023 12:23 PM View: Mann-Whitney
Plant Scherer Client: Southern Company Data: Scherer Cell 1-CCR

	GWA-15	GWA-15
4/6/2016	38	
6/15/2016	<10	
8/10/2016	56	
10/4/2016	48	
11/30/2016	46	
2/7/2017	18	
4/4/2017	32	
6/20/2017	38	
10/4/2017	42	
3/20/2018	20 (JX)	
10/2/2018	48	
3/26/2019	45	
9/10/2019	42	
3/18/2020	43	
9/9/2020	<10	
4/1/2021		55
8/11/2021		55
2/15/2022		42
8/25/2022		86

Mann-Whitney (Wilcoxon Rank Sum)

Constituent: Total Dissolved Solids (mg/L) Analysis Run 5/17/2023 12:23 PM View: Mann-Whitney
Plant Scherer Client: Southern Company Data: Scherer Cell 1-CCR

	GWA-16	GWA-16
4/6/2016	84	
6/15/2016	139	
8/10/2016	80	
10/4/2016	62	
11/29/2016	110	
2/7/2017	70	
4/4/2017	120	
6/20/2017	76	
10/5/2017	110	
3/20/2018	110	
10/2/2018	110	
3/26/2019	100	
9/10/2019	75	
3/18/2020	93	
9/9/2020	66	
4/1/2021		100
8/11/2021		100
2/15/2022		99
8/25/2022		130

Mann-Whitney (Wilcoxon Rank Sum)

Constituent: Total Dissolved Solids (mg/L) Analysis Run 5/17/2023 12:23 PM View: Mann-Whitney
Plant Scherer Client: Southern Company Data: Scherer Cell 1-CCR

	GWA-17	GWA-17
4/6/2016	61	
6/15/2016	113	
8/10/2016	74	
10/5/2016	44	
11/29/2016	58	
2/7/2017	4 (J)	
4/4/2017	78	
6/20/2017	50	
10/5/2017	64	
3/20/2018	90	
10/2/2018	90	
3/26/2019	82	
9/10/2019	51	
3/18/2020	75	
9/9/2020	64	
4/1/2021		68
8/11/2021		94
2/15/2022		79
8/24/2022		110

Mann-Whitney (Wilcoxon Rank Sum)

Constituent: Total Dissolved Solids (mg/L) Analysis Run 5/17/2023 12:23 PM View: Mann-Whitney
Plant Scherer Client: Southern Company Data: Scherer Cell 1-CCR

	GWC-1	GWC-1
4/12/2016	147	
6/16/2016	150	
8/11/2016	110	
10/4/2016	140	
11/30/2016	130	
2/7/2017	130	
4/5/2017	130	
6/20/2017	120	
10/4/2017	130	
3/20/2018	110	
10/2/2018	140	
3/26/2019	150	
9/10/2019	130	
3/18/2020	130	
9/9/2020	120	
4/1/2021		120
8/18/2021		150
2/15/2022		120
8/24/2022		160

Mann-Whitney (Wilcoxon Rank Sum)

Constituent: Total Dissolved Solids (mg/L) Analysis Run 5/17/2023 12:23 PM View: Mann-Whitney
Plant Scherer Client: Southern Company Data: Scherer Cell 1-CCR

	GWC-10	GWC-10
4/13/2016	103 (D)	
6/21/2016	214 (O)	
8/15/2016	130	
10/5/2016	84	
12/1/2016	130	
2/8/2017	130	
4/6/2017	130	
6/21/2017	120	
10/5/2017	140	
3/21/2018	120	
10/2/2018	150	
3/27/2019	140	
9/11/2019	110	
3/18/2020	140	
9/9/2020	160	
4/1/2021		140
8/17/2021		160
2/15/2022		150
8/25/2022		170

Mann-Whitney (Wilcoxon Rank Sum)

Constituent: Total Dissolved Solids (mg/L) Analysis Run 5/17/2023 12:23 PM View: Mann-Whitney
Plant Scherer Client: Southern Company Data: Scherer Cell 1-CCR

	GWC-11	GWC-11
4/13/2016	99 (D)	
6/21/2016	293 (o)	
8/15/2016	90	
10/5/2016	70	
12/1/2016	120	
2/8/2017	86	
4/6/2017	130	
6/20/2017	86	
10/5/2017	94	
3/21/2018	100	
10/2/2018	120	
3/27/2019	100	
9/11/2019	94	
3/18/2020	100	
9/10/2020	95	
4/1/2021		90
8/11/2021		120
2/16/2022		79
8/25/2022		130

Mann-Whitney (Wilcoxon Rank Sum)

Constituent: Total Dissolved Solids (mg/L) Analysis Run 5/17/2023 12:23 PM View: Mann-Whitney
Plant Scherer Client: Southern Company Data: Scherer Cell 1-CCR

	GWC-12	GWC-12
4/13/2016	<5 (D)	
6/21/2016	110	
8/15/2016	<5	
10/5/2016	<5	
12/1/2016	16	
2/8/2017	12	
4/5/2017	18	
6/20/2017	<5	
10/5/2017	28	
3/21/2018	28 (JX)	
10/2/2018	38	
3/26/2019	29	
9/11/2019	14	
3/18/2020	26	
9/10/2020	13	
4/1/2021		17
8/11/2021		18
2/16/2022		16
8/26/2022		29

Mann-Whitney (Wilcoxon Rank Sum)

Constituent: Total Dissolved Solids (mg/L) Analysis Run 5/17/2023 12:23 PM View: Mann-Whitney
Plant Scherer Client: Southern Company Data: Scherer Cell 1-CCR

	GWC-13	GWC-13
4/13/2016	60 (D)	
6/21/2016	195 (O)	
8/15/2016	42	
10/7/2016	24	
12/1/2016	68	
2/9/2017	56	
4/6/2017	68	
6/22/2017	56	
10/6/2017	90	
3/22/2018	76	
10/3/2018	22	
3/26/2019	59	
9/11/2019	33	
3/18/2020	100	
9/10/2020	60	
4/6/2021		55
8/11/2021		75
2/16/2022		55
8/26/2022		84

Mann-Whitney (Wilcoxon Rank Sum)

Constituent: Total Dissolved Solids (mg/L) Analysis Run 5/17/2023 12:23 PM View: Mann-Whitney
Plant Scherer Client: Southern Company Data: Scherer Cell 1-CCR

	GWC-14	GWC-14
4/13/2016	56 (D)	
6/21/2016	68	
8/15/2016	46	
10/4/2016	60	
12/1/2016	70	
2/7/2017	40	
4/6/2017	74	
6/20/2017	34	
10/5/2017	98	
3/20/2018	42	
10/2/2018	40	
3/26/2019	60	
9/11/2019	26	
3/18/2020	57	
9/9/2020	54	
4/1/2021		43
8/11/2021		71
2/16/2022		46
8/26/2022		91

Mann-Whitney (Wilcoxon Rank Sum)

Constituent: Total Dissolved Solids (mg/L) Analysis Run 5/17/2023 12:23 PM View: Mann-Whitney
Plant Scherer Client: Southern Company Data: Scherer Cell 1-CCR

	GWC-18	GWC-18
4/11/2016	89	
6/16/2016	88	
8/11/2016	52	
10/5/2016	76	
11/29/2016	72	
2/8/2017	74	
4/6/2017	84	
6/21/2017	88	
10/5/2017	110	
3/20/2018	92	
10/2/2018	100	
3/26/2019	94	
9/11/2019	77	
3/18/2020	92	
9/9/2020	77	
4/1/2021		62
8/11/2021		98
2/16/2022		70
8/25/2022		130

Mann-Whitney (Wilcoxon Rank Sum)

Constituent: Total Dissolved Solids (mg/L) Analysis Run 5/17/2023 12:23 PM View: Mann-Whitney
Plant Scherer Client: Southern Company Data: Scherer Cell 1-CCR

	GWC-19	GWC-19
4/11/2016	99	
6/16/2016	102	
8/11/2016	38	
10/5/2016	26	
11/29/2016	82	
2/8/2017	78	
4/5/2017	100	
6/21/2017	100	
10/5/2017	100	
3/20/2018	100	
10/2/2018	130	
3/26/2019	100	
9/12/2019	70	
3/19/2020	110	
9/9/2020	120	
6/1/2021		130
8/11/2021		120
2/16/2022		110
8/25/2022		150

Mann-Whitney (Wilcoxon Rank Sum)

Constituent: Total Dissolved Solids (mg/L) Analysis Run 5/17/2023 12:23 PM View: Mann-Whitney
Plant Scherer Client: Southern Company Data: Scherer Cell 1-CCR

	GWC-2	GWC-2
4/12/2016	93	
6/16/2016	130	
8/11/2016	92	
10/4/2016	120	
11/30/2016	130	
2/7/2017	36	
4/6/2017	150	
6/20/2017	92	
10/4/2017	120	
3/20/2018	120	
10/2/2018	140	
3/26/2019	130	
9/10/2019	140	
3/18/2020	140	
9/9/2020	110	
4/1/2021		120
8/12/2021		130
2/15/2022		120
8/26/2022		180

Mann-Whitney (Wilcoxon Rank Sum)

Constituent: Total Dissolved Solids (mg/L) Analysis Run 5/17/2023 12:23 PM View: Mann-Whitney
Plant Scherer Client: Southern Company Data: Scherer Cell 1-CCR

	GWC-20	GWC-20
4/12/2016	104	
6/16/2016	111	
8/11/2016	70	
10/5/2016	92	
11/30/2016	92	
2/8/2017	98	
4/6/2017	92	
6/21/2017	100	
10/5/2017	130	
3/21/2018	100	
10/3/2018	130	
3/26/2019	110	
9/12/2019	84	
3/19/2020	120	
9/10/2020	110	
6/1/2021		120
8/11/2021		110
2/16/2022		110
8/25/2022		140

Mann-Whitney (Wilcoxon Rank Sum)

Constituent: Total Dissolved Solids (mg/L) Analysis Run 5/17/2023 12:23 PM View: Mann-Whitney
Plant Scherer Client: Southern Company Data: Scherer Cell 1-CCR

	GWC-3	GWC-3
4/12/2016	92 (D)	
6/20/2016	78	
8/16/2016	76	
10/5/2016	64	
11/30/2016	82	
2/8/2017	92	
4/6/2017	88	
6/21/2017	88	
10/5/2017	86	
3/21/2018	98	
10/3/2018	60	
3/26/2019	86	
9/10/2019	66	
3/18/2020	72	
9/10/2020	59	
4/6/2021		81
8/12/2021		89
2/15/2022		53
8/25/2022		110

Mann-Whitney (Wilcoxon Rank Sum)

Constituent: Total Dissolved Solids (mg/L) Analysis Run 5/17/2023 12:23 PM View: Mann-Whitney
Plant Scherer Client: Southern Company Data: Scherer Cell 1-CCR

	GWC-4	GWC-4
4/12/2016	80	
6/20/2016	111	
8/16/2016	100	
10/6/2016	110	
11/30/2016	110	
2/8/2017	120	
4/6/2017	130	
6/22/2017	110	
10/6/2017	120	
3/21/2018	160	
10/3/2018	120	
3/26/2019	130	
9/10/2019	93	
3/19/2020	130	
9/10/2020	130	
4/2/2021		150
8/12/2021		130
2/15/2022		140
8/25/2022		170

Mann-Whitney (Wilcoxon Rank Sum)

Constituent: Total Dissolved Solids (mg/L) Analysis Run 5/17/2023 12:23 PM View: Mann-Whitney
Plant Scherer Client: Southern Company Data: Scherer Cell 1-CCR

	GWC-5	GWC-5
4/19/2016	1290	
6/22/2016	1060	
8/16/2016	880	
10/6/2016	820	
12/1/2016	900	
2/9/2017	940	
4/6/2017	1100	
6/21/2017	1200	
10/5/2017	950	
3/22/2018	1000	
10/3/2018	620	
3/27/2019	580	
9/11/2019	310	
3/18/2020	430	
9/9/2020	270	
4/1/2021		260
8/12/2021		370
2/15/2022		290
8/25/2022		290

Mann-Whitney (Wilcoxon Rank Sum)

Constituent: Total Dissolved Solids (mg/L) Analysis Run 5/17/2023 12:23 PM View: Mann-Whitney
Plant Scherer Client: Southern Company Data: Scherer Cell 1-CCR

	GWC-6	GWC-6
4/12/2016	138	
6/20/2016	154	
8/16/2016	140	
10/6/2016	150	
11/30/2016	160	
2/9/2017	160	
4/6/2017	140	
6/21/2017	150	
10/6/2017	160	
3/21/2018	170	
10/3/2018	120	
3/26/2019	130	
9/11/2019	120	
3/18/2020	140	
9/10/2020	140	
6/2/2021		140
8/11/2021		160
2/15/2022		140
8/25/2022		170

Mann-Whitney (Wilcoxon Rank Sum)

Constituent: Total Dissolved Solids (mg/L) Analysis Run 5/17/2023 12:23 PM View: Mann-Whitney
Plant Scherer Client: Southern Company Data: Scherer Cell 1-CCR

	GWC-7	GWC-7
4/13/2016	130 (D)	
6/20/2016	116	
8/15/2016	92	
10/6/2016	110	
12/1/2016	140	
2/9/2017	120	
4/7/2017	120	
6/22/2017	100	
10/6/2017	140	
3/22/2018	130	
10/4/2018	110	
3/27/2019	120	
9/11/2019	100	
3/19/2020	98	
9/10/2020	120	
4/1/2021		110
8/11/2021		130
2/15/2022		140
8/25/2022		150

Mann-Whitney (Wilcoxon Rank Sum)

Constituent: Total Dissolved Solids (mg/L) Analysis Run 5/17/2023 12:23 PM View: Mann-Whitney
Plant Scherer Client: Southern Company Data: Scherer Cell 1-CCR

	GWC-8A	GWC-8A
4/19/2016	179	
10/10/2016	110 (O)	
12/1/2016	170	
2/9/2017	180	
4/7/2017	200	
6/21/2017	190	
8/15/2017	190	
9/1/2017	160	
3/22/2018	220	
10/17/2018	170	
3/27/2019	300	
9/11/2019	210	
3/18/2020	300	
9/9/2020	360	
6/1/2021		340
8/12/2021		240
2/15/2022		330
8/25/2022		270

Mann-Whitney (Wilcoxon Rank Sum)

Constituent: Total Dissolved Solids (mg/L) Analysis Run 5/17/2023 12:23 PM View: Mann-Whitney
Plant Scherer Client: Southern Company Data: Scherer Cell 1-CCR

	GWC-9	GWC-9
4/13/2016	135 (D)	
6/22/2016	199	
8/15/2016	120	
10/6/2016	140	
12/1/2016	160	
2/8/2017	130	
4/6/2017	140	
6/21/2017	150	
10/5/2017	170	
3/21/2018	160	
10/2/2018	34	
3/27/2019	140	
9/11/2019	130	
3/18/2020	130	
9/9/2020	150	
4/1/2021		120
8/12/2021		150
2/15/2022		140
8/25/2022		180

Mann-Whitney (Wilcoxon Rank Sum)

Constituent: Vanadium (mg/L) Analysis Run 5/17/2023 12:23 PM View: Mann-Whitney

Plant Scherer Client: Southern Company Data: Scherer Cell 1-CCR

	GWA-15	GWA-15
5/9/2010	<0.001	
6/18/2010	<0.001	
7/28/2010	<0.001	
9/9/2010	<0.001	
4/30/2011	<0.001	
10/28/2011	<0.001	
5/2/2012	<0.001	
11/9/2012	<0.001	
5/8/2013	<0.001	
11/5/2013	<0.001	
5/20/2014	<0.001	
11/12/2014	0.0035 (J)	
5/22/2015	<0.001	
11/11/2015	<0.001	
4/6/2016	<0.001	
10/4/2016	0.0031	
4/4/2017	<0.001	
10/4/2017	0.0021 (J)	
3/20/2018	<0.001 (D)	
10/2/2018	<0.001	
3/26/2019	<0.001	
9/10/2019	0.0022	
3/18/2020	0.0011	
9/9/2020	<0.001	
4/1/2021		<0.001
8/11/2021		<0.001
2/15/2022		<0.001
8/25/2022		<0.001

Mann-Whitney (Wilcoxon Rank Sum)

Constituent: Vanadium (mg/L) Analysis Run 5/17/2023 12:23 PM View: Mann-Whitney

Plant Scherer Client: Southern Company Data: Scherer Cell 1-CCR

	GWA-16	GWA-16
5/9/2010	0.0049 (J)	
6/16/2010	0.0054 (J)	
7/27/2010	0.0055 (J)	
9/7/2010	0.005 (J)	
4/29/2011	0.005 (J)	
10/28/2011	0.0081 (J)	
5/2/2012	0.0059 (J)	
11/9/2012	0.0062 (J)	
5/8/2013	0.0079 (J)	
11/6/2013	0.0068 (J)	
5/20/2014	0.0074 (J)	
11/8/2014	0.0097 (J)	
5/22/2015	0.0085 (J)	
11/9/2015	<0.01	
4/6/2016	0.00726 (J)	
10/4/2016	0.013	
4/4/2017	0.0046	
10/5/2017	0.0071	
3/20/2018	0.0067	
10/2/2018	0.0069	
3/26/2019	0.007	
9/10/2019	0.01	
3/18/2020	0.0078	
9/9/2020	0.0072	
4/1/2021		0.0078
8/11/2021		0.0082
2/15/2022		0.0077
8/25/2022		0.0079

Mann-Whitney (Wilcoxon Rank Sum)

Constituent: Vanadium (mg/L) Analysis Run 5/17/2023 12:23 PM View: Mann-Whitney
Plant Scherer Client: Southern Company Data: Scherer Cell 1-CCR

	GWA-17	GWA-17
5/8/2010	0.0024 (J)	
6/16/2010	0.002 (J)	
7/26/2010	<0.01	
9/7/2010	0.0026 (J)	
4/29/2011	0.0036 (J)	
10/28/2011	<0.01	
5/2/2012	0.003 (J)	
11/9/2012	0.0081 (J)	
5/8/2013	<0.01	
11/6/2013	0.0032 (J)	
5/20/2014	0.0036 (J)	
11/8/2014	0.0065 (J)	
5/22/2015	<0.01	
11/9/2015	0.0047 (J)	
4/6/2016	0.00424 (J)	
10/5/2016	0.0049	
4/4/2017	0.0048	
10/5/2017	0.0024 (J)	
3/20/2018	0.0041	
10/2/2018	0.004	
3/26/2019	0.0051	
9/10/2019	0.0091	
3/18/2020	0.0051	
9/9/2020	0.0053	
4/1/2021		0.005
8/11/2021		0.0055
2/15/2022		0.0052
8/24/2022		0.0051

Mann-Whitney (Wilcoxon Rank Sum)

Constituent: Vanadium (mg/L) Analysis Run 5/17/2023 12:23 PM View: Mann-Whitney

Plant Scherer Client: Southern Company Data: Scherer Cell 1-CCR

	GWC-1	GWC-1
5/11/2010	0.012	
6/17/2010	0.0082 (J)	
7/27/2010	0.0096 (J)	
9/9/2010	0.0098 (J)	
4/28/2011	0.0085 (J)	
10/29/2011	0.011	
5/3/2012	0.013	
11/9/2012	0.013	
5/9/2013	0.012	
11/5/2013	0.015	
5/23/2014	0.015	
11/13/2014	0.02	
5/23/2015	0.018	
11/11/2015	0.018	
4/12/2016	0.0173	
10/4/2016	0.021	
4/5/2017	0.017	
10/4/2017	0.02	
3/20/2018	0.016	
10/2/2018	0.017	
3/26/2019	0.017	
9/10/2019	0.02	
3/18/2020	0.02	
9/9/2020	0.018	
4/1/2021		0.019
8/18/2021		0.018
2/15/2022		0.018
8/24/2022		0.017

Mann-Whitney (Wilcoxon Rank Sum)

Constituent: Vanadium (mg/L) Analysis Run 5/17/2023 12:23 PM View: Mann-Whitney
Plant Scherer Client: Southern Company Data: Scherer Cell 1-CCR

	GWC-10	GWC-10
5/10/2010	0.011	
6/16/2010	0.01	
7/28/2010	0.011	
9/8/2010	0.011	
4/29/2011	0.01	
10/27/2011	0.014	
5/4/2012	0.0096 (J)	
11/11/2012	0.011	
5/9/2013	0.011	
11/5/2013	0.013	
5/21/2014	0.012	
11/12/2014	0.016	
5/23/2015	0.011	
11/12/2015	0.0053 (J)	
4/13/2016	0.0124 (D)	
10/5/2016	0.013	
4/6/2017	0.013	
10/5/2017	0.015	
3/21/2018	0.012	
10/2/2018	0.012	
3/27/2019	0.012	
9/11/2019	0.017	
3/18/2020	0.013	
9/9/2020	0.012	
4/1/2021		0.013
10/18/2021		0.013
2/15/2022		0.012
8/25/2022		0.011

Mann-Whitney (Wilcoxon Rank Sum)

Constituent: Vanadium (mg/L) Analysis Run 5/17/2023 12:23 PM View: Mann-Whitney

Plant Scherer Client: Southern Company Data: Scherer Cell 1-CCR

	GWC-11	GWC-11
5/10/2010	0.009 (J)	
6/16/2010	0.0089 (J)	
7/27/2010	0.0089 (J)	
9/8/2010	0.009 (J)	
4/29/2011	0.0082 (J)	
10/27/2011	0.009 (J)	
5/4/2012	0.0091 (J)	
11/10/2012	0.0096 (J)	
5/9/2013	0.01	
11/6/2013	0.01	
5/20/2014	0.011	
11/12/2014	0.012	
5/24/2015	0.012	
11/12/2015	<0.01	
4/13/2016	0.00976 (JD)	
10/5/2016	0.013	
4/6/2017	0.011	
10/5/2017	0.013	
3/21/2018	0.0098	
10/2/2018	0.01	
3/27/2019	0.012	
9/11/2019	0.015	
3/18/2020	0.011	
9/10/2020	0.01	
4/1/2021		0.011
8/11/2021		0.011
2/16/2022		0.0099
8/25/2022		0.0099

Mann-Whitney (Wilcoxon Rank Sum)

Constituent: Vanadium (mg/L) Analysis Run 5/17/2023 12:23 PM View: Mann-Whitney

Plant Scherer Client: Southern Company Data: Scherer Cell 1-CCR

	GWC-12	GWC-12
5/9/2010	<0.001	
6/18/2010	<0.001	
7/27/2010	<0.001	
9/8/2010	<0.001	
4/29/2011	<0.001	
10/28/2011	<0.001	
5/3/2012	<0.001	
11/10/2012	<0.001	
5/9/2013	<0.001	
11/6/2013	<0.001	
5/20/2014	<0.001	
11/12/2014	0.0032 (J)	
5/23/2015	<0.001	
11/12/2015	<0.001	
4/13/2016	<0.001 (D)	
10/5/2016	<0.001	
4/5/2017	<0.001	
10/5/2017	0.0022 (J)	
3/21/2018	<0.0014 (JX)	
10/2/2018	<0.001	
3/26/2019	0.0029	
9/11/2019	0.0052	
3/18/2020	<0.001	
9/10/2020	<0.001	
4/1/2021		<0.001
8/11/2021		<0.001
2/16/2022		<0.001
8/26/2022		<0.001

Mann-Whitney (Wilcoxon Rank Sum)

Constituent: Vanadium (mg/L) Analysis Run 5/17/2023 12:23 PM View: Mann-Whitney

Plant Scherer Client: Southern Company Data: Scherer Cell 1-CCR

	GWC-13	GWC-13
5/9/2010	<0.0014	
6/18/2010	<0.0014	
7/29/2010	<0.0014	
9/9/2010	<0.0014	
4/26/2011	<0.0014	
10/28/2011	<0.0014	
5/4/2012	<0.0014	
11/11/2012	<0.0014	
5/8/2013	0.0039 (J)	
11/7/2013	<0.0014	
5/20/2014	<0.0014	
11/12/2014	0.004 (J)	
5/24/2015	<0.0014	
11/12/2015	<0.0014	
4/13/2016	<0.0014 (D)	
10/7/2016	<0.0014	
4/6/2017	<0.0014	
10/6/2017	0.0032	
3/22/2018	<0.0014	
10/3/2018	<0.0014	
3/26/2019	0.0041	
9/11/2019	0.0062	
3/18/2020	0.001	
9/10/2020	0.0011	
4/6/2021		0.0028
8/11/2021		0.0013
2/16/2022		0.0011
8/26/2022		0.0016

Mann-Whitney (Wilcoxon Rank Sum)

Constituent: Vanadium (mg/L) Analysis Run 5/17/2023 12:23 PM View: Mann-Whitney

Plant Scherer Client: Southern Company Data: Scherer Cell 1-CCR

	GWC-14	GWC-14
5/9/2010	<0.001	
6/18/2010	<0.001	
7/28/2010	<0.001	
9/9/2010	<0.001	
4/30/2011	<0.001	
10/28/2011	<0.001	
5/3/2012	<0.001	
11/10/2012	<0.001	
5/8/2013	<0.001	
11/5/2013	<0.001	
5/20/2014	<0.001	
11/12/2014	<0.001	
5/24/2015	<0.001	
11/11/2015	<0.001	
4/13/2016	<0.001 (D)	
10/4/2016	0.0026	
4/6/2017	<0.001	
10/5/2017	0.0024 (J)	
3/20/2018	<0.001	
10/2/2018	<0.001	
3/26/2019	0.0034	
9/11/2019	0.0062	
3/18/2020	<0.001	
9/9/2020	<0.001	
4/1/2021		0.0013
8/11/2021		0.0012
2/16/2022		0.00091 (J)
8/26/2022		0.0017

Mann-Whitney (Wilcoxon Rank Sum)

Constituent: Vanadium (mg/L) Analysis Run 5/17/2023 12:23 PM View: Mann-Whitney

Plant Scherer Client: Southern Company Data: Scherer Cell 1-CCR

	GWC-18	GWC-18
5/10/2010	0.0052 (J)	
6/16/2010	0.0059 (J)	
7/26/2010	0.0052 (J)	
9/7/2010	0.0056 (J)	
4/29/2011	0.005 (J)	
10/28/2011	0.0048 (J)	
5/2/2012	0.0057 (J)	
11/9/2012	0.0057 (J)	
5/8/2013	0.0069 (J)	
11/6/2013	0.0052 (J)	
5/23/2014	0.0081 (J)	
11/8/2014	0.01	
5/22/2015	0.0052 (J)	
11/10/2015	<0.01	
4/11/2016	0.00604 (J)	
10/5/2016	0.0075	
4/6/2017	0.0065	
10/5/2017	0.0052	
3/20/2018	0.0064	
10/2/2018	0.0064	
3/26/2019	0.0094	
9/11/2019	0.011	
3/18/2020	0.0075	
9/9/2020	0.007	
4/1/2021		0.0081
8/11/2021		0.008
2/16/2022		0.0066
8/25/2022		0.007

Mann-Whitney (Wilcoxon Rank Sum)

Constituent: Vanadium (mg/L) Analysis Run 5/17/2023 12:23 PM View: Mann-Whitney
Plant Scherer Client: Southern Company Data: Scherer Cell 1-CCR

	GWC-19	GWC-19
5/11/2010	0.0064 (J)	
6/16/2010	0.0061 (J)	
7/27/2010	0.006 (J)	
9/7/2010	0.0066 (J)	
4/29/2011	0.0066 (J)	
10/28/2011	0.0057 (J)	
5/2/2012	0.006 (J)	
11/9/2012	0.0073 (J)	
5/9/2013	0.0069 (J)	
11/6/2013	0.0077 (J)	
5/22/2014	0.0075 (J)	
11/8/2014	0.0081 (J)	
5/23/2015	0.01	
11/10/2015	0.0033 (J)	
4/11/2016	0.00756 (J)	
10/5/2016	0.0084	
4/5/2017	0.0086	
10/5/2017	0.0062	
3/20/2018	0.0072	
10/2/2018	0.0073	
3/26/2019	0.0094	
9/12/2019	0.0083	
3/19/2020	0.008	
9/9/2020	0.0071	
4/5/2021		0.0068
8/11/2021		0.0076
2/16/2022		0.0068
8/25/2022		0.0068

Mann-Whitney (Wilcoxon Rank Sum)

Constituent: Vanadium (mg/L) Analysis Run 5/17/2023 12:23 PM View: Mann-Whitney
Plant Scherer Client: Southern Company Data: Scherer Cell 1-CCR

	GWC-2	GWC-2
5/11/2010	0.0078 (J)	
6/19/2010	<0.01	
7/27/2010	0.0096 (J)	
9/9/2010	0.0095 (J)	
4/28/2011	0.01	
10/28/2011	0.014	
5/3/2012	0.013	
11/9/2012	0.012	
5/9/2013	0.012	
11/5/2013	0.014	
5/22/2014	0.013	
11/13/2014	0.016	
5/24/2015	0.014	
11/11/2015	0.014	
4/12/2016	0.0155	
10/4/2016	0.017	
4/6/2017	0.015	
10/4/2017	0.015	
3/20/2018	0.014	
10/2/2018	0.015	
3/26/2019	0.016	
9/10/2019	0.018	
3/18/2020	0.016	
9/9/2020	0.014	
4/1/2021		0.014
8/12/2021		0.016
2/15/2022		0.016
8/26/2022		0.015

Mann-Whitney (Wilcoxon Rank Sum)

Constituent: Vanadium (mg/L) Analysis Run 5/17/2023 12:23 PM View: Mann-Whitney
Plant Scherer Client: Southern Company Data: Scherer Cell 1-CCR

	GWC-20	GWC-20
5/11/2010	0.014	
6/17/2010	0.014	
7/27/2010	0.016	
9/7/2010	0.017	
4/29/2011	0.015	
10/28/2011	0.016	
5/3/2012	0.016	
11/10/2012	0.018	
5/9/2013	0.019	
11/6/2013	0.019	
5/22/2014	0.018	
11/9/2014	0.02	
5/24/2015	0.016	
11/10/2015	0.01	
4/12/2016	0.019	
10/5/2016	<0.016	
4/6/2017	0.02	
10/5/2017	0.02	
3/21/2018	0.021	
10/3/2018	0.017	
3/26/2019	0.018	
9/12/2019	0.02	
3/19/2020	0.019	
9/10/2020	0.018	
4/5/2021		0.017
8/11/2021		0.019
2/16/2022		0.018
8/25/2022		0.018

Mann-Whitney (Wilcoxon Rank Sum)

Constituent: Vanadium (mg/L) Analysis Run 5/17/2023 12:23 PM View: Mann-Whitney
Plant Scherer Client: Southern Company Data: Scherer Cell 1-CCR

	GWC-3	GWC-3
5/11/2010	0.0046 (J)	
6/17/2010	0.0046 (J)	
7/28/2010	0.019 (O)	
9/7/2010	0.0072 (J)	
4/29/2011	0.0052 (J)	
10/28/2011	0.0059 (J)	
5/3/2012	0.0049 (J)	
11/9/2012	0.007 (J)	
5/10/2013	0.0094 (J)	
11/6/2013	0.0059 (J)	
5/22/2014	0.0057 (J)	
11/9/2014	0.0069 (J)	
5/22/2015	0.006 (J)	
11/10/2015	0.011	
4/12/2016	0.00503 (JD)	
10/5/2016	<0.0072	
4/6/2017	0.0056	
10/5/2017	0.0061	
3/21/2018	0.0097	
10/3/2018	0.0053	
3/26/2019	0.0076	
9/10/2019	0.0078	
3/18/2020	0.0051	
9/10/2020	0.0061	
4/6/2021		0.0075
8/12/2021		0.0087
2/15/2022		0.0064
8/25/2022		0.0072

Mann-Whitney (Wilcoxon Rank Sum)

Constituent: Vanadium (mg/L) Analysis Run 5/17/2023 12:23 PM View: Mann-Whitney
Plant Scherer Client: Southern Company Data: Scherer Cell 1-CCR

	GWC-4	GWC-4
5/11/2010	0.0068 (J)	
6/17/2010	0.0079 (J)	
7/28/2010	0.0077 (J)	
9/8/2010	0.0077 (J)	
4/28/2011	0.0099 (J)	
10/29/2011	0.006 (J)	
5/3/2012	0.0084 (J)	
11/10/2012	0.0061 (J)	
5/10/2013	0.009 (J)	
11/6/2013	0.0089 (J)	
5/22/2014	0.0084 (J)	
11/9/2014	0.0076 (J)	
5/22/2015	0.011	
11/11/2015	0.0034 (J)	
4/12/2016	0.00654 (J)	
10/6/2016	<0.0086	
4/6/2017	0.0073	
10/6/2017	0.0087	
3/21/2018	0.0058	
10/3/2018	0.006	
3/26/2019	0.011	
9/10/2019	0.0086	
3/19/2020	0.0065	
9/10/2020	0.0068	
4/2/2021		0.0081
8/12/2021		0.007
2/15/2022		0.0059
8/25/2022		0.0059

Mann-Whitney (Wilcoxon Rank Sum)

Constituent: Vanadium (mg/L) Analysis Run 5/17/2023 12:23 PM View: Mann-Whitney
Plant Scherer Client: Southern Company Data: Scherer Cell 1-CCR

	GWC-5	GWC-5
5/11/2010	0.0038 (J)	
6/18/2010	0.0044 (J)	
7/27/2010	0.0054 (J)	
9/9/2010	0.0053 (J)	
4/29/2011	0.0039 (J)	
10/28/2011	<0.0025	
5/4/2012	<0.0025	
11/10/2012	0.0035 (J)	
5/9/2013	0.004 (J)	
11/6/2013	0.0034 (J)	
5/22/2014	0.0047 (J)	
11/9/2014	0.0067 (J)	
5/24/2015	0.0033 (J)	
11/11/2015	<0.0025	
4/19/2016	<0.0025	
10/6/2016	<0.0025	
4/6/2017	0.0018 (J)	
10/5/2017	<0.0025	
3/22/2018	0.0018 (J)	
10/3/2018	0.0018 (J)	
3/27/2019	0.002 (J)	
9/11/2019	0.0047	
3/18/2020	0.002	
9/9/2020	0.002	
4/1/2021		0.0027
8/12/2021		0.0021
2/15/2022		0.0026
8/25/2022		0.0026

Mann-Whitney (Wilcoxon Rank Sum)

Constituent: Vanadium (mg/L) Analysis Run 5/17/2023 12:23 PM View: Mann-Whitney

Plant Scherer Client: Southern Company Data: Scherer Cell 1-CCR

	GWC-6	GWC-6
5/11/2010	0.0055	
6/18/2010	0.0071 (J)	
7/27/2010	0.0085 (J)	
9/9/2010	0.0088 (J)	
4/30/2011	0.0094 (J)	
10/29/2011	0.009 (J)	
5/4/2012	0.0084 (J)	
11/10/2012	0.0089 (J)	
5/9/2013	0.0071 (J)	
11/7/2013	0.0094 (J)	
5/21/2014	0.0082 (J)	
11/9/2014	0.013	
5/24/2015	0.009 (J)	
11/11/2015	0.0052	
4/12/2016	0.00896 (J)	
10/6/2016	<0.009	
4/6/2017	0.0089	
10/6/2017	0.011	
3/21/2018	0.0077	
10/3/2018	0.0081	
3/26/2019	0.012	
9/11/2019	0.012	
3/18/2020	0.0099	
9/10/2020	0.0094	
4/5/2021		0.0091
8/11/2021		0.0099
2/15/2022		0.0094
8/25/2022		0.011

Mann-Whitney (Wilcoxon Rank Sum)

Constituent: Vanadium (mg/L) Analysis Run 5/17/2023 12:23 PM View: Mann-Whitney

Plant Scherer Client: Southern Company Data: Scherer Cell 1-CCR

	GWC-7	GWC-7
5/10/2010	0.011	
6/18/2010	0.017	
7/28/2010	0.012	
9/9/2010	0.013	
4/30/2011	0.012	
10/29/2011	0.013	
5/4/2012	0.012	
11/10/2012	0.012	
5/9/2013	0.013	
11/7/2013	0.014	
5/21/2014	0.013	
11/12/2014	0.015	
5/24/2015	0.015	
11/11/2015	0.0055 (J)	
4/13/2016	0.0127 (D)	
10/6/2016	<0.012	
4/7/2017	0.013	
10/6/2017	0.015	
3/22/2018	0.012	
10/4/2018	0.012	
3/27/2019	0.013	
9/11/2019	0.015	
3/19/2020	0.014	
9/10/2020	0.014	
4/1/2021		0.014
8/11/2021		0.013
2/15/2022		0.013
8/25/2022		0.014

Mann-Whitney (Wilcoxon Rank Sum)

Constituent: Vanadium (mg/L) Analysis Run 5/17/2023 12:23 PM View: Mann-Whitney

Plant Scherer Client: Southern Company Data: Scherer Cell 1-CCR

	GWC-8A	GWC-8A
5/10/2010	0.013	
6/19/2010	0.0075 (J)	
7/28/2010	0.01	
9/8/2010	0.038	
4/30/2011	0.053 (O)	
10/27/2011	0.016	
5/4/2012	0.018	
11/11/2012	0.025	
5/10/2013	0.09 (O)	
11/7/2013	0.02	
5/21/2014	0.016	
11/13/2014	0.065 (O)	
5/23/2015	0.032	
11/11/2015	0.033	
4/19/2016	0.0233	
10/10/2016	0.019 (D)	
4/7/2017	0.0044	
10/9/2017	0.0047	
3/22/2018	0.0043	
10/4/2018	<0.001	
3/27/2019	0.003	
9/11/2019	0.0042	
3/18/2020	0.0031	
9/9/2020	<0.001	
4/5/2021		0.0023
8/12/2021		<0.001
2/15/2022		0.00079 (J)
8/25/2022		0.0023

Mann-Whitney (Wilcoxon Rank Sum)

Constituent: Vanadium (mg/L) Analysis Run 5/17/2023 12:23 PM View: Mann-Whitney
Plant Scherer Client: Southern Company Data: Scherer Cell 1-CCR

	GWC-9	GWC-9
5/10/2010	0.0097 (J)	
6/16/2010	0.01	
7/27/2010	0.012	
9/8/2010	0.013	
4/29/2011	0.0097 (J)	
10/27/2011	0.015	
5/3/2012	0.017	
11/11/2012	0.017	
5/9/2013	0.014	
11/6/2013	0.019	
5/21/2014	0.016	
11/12/2014	0.022	
5/23/2015	0.016	
11/12/2015	0.015	
4/13/2016	0.0144 (D)	
10/6/2016	<0.02	
4/6/2017	0.016	
10/5/2017	0.024	
3/21/2018	0.018	
10/2/2018	0.021	
3/27/2019	0.019	
9/11/2019	0.025	
3/18/2020	0.012	
9/9/2020	0.022	
4/1/2021		0.0095
8/12/2021		0.02
2/15/2022		0.017
8/25/2022		0.025

Mann-Whitney (Wilcoxon Rank Sum)

Constituent: Zinc (mg/L) Analysis Run 5/17/2023 12:23 PM View: Mann-Whitney

Plant Scherer Client: Southern Company Data: Scherer Cell 1-CCR

	GWA-15	GWA-15
5/9/2010	<0.005	
6/18/2010	<0.005	
7/28/2010	<0.005	
9/9/2010	<0.005	
4/30/2011	<0.005	
10/28/2011	<0.005	
5/2/2012	<0.005	
11/9/2012	<0.005	
5/8/2013	<0.005	
11/5/2013	<0.005	
5/20/2014	<0.005	
11/12/2014	<0.005	
5/22/2015	<0.005	
11/11/2015	<0.005	
4/6/2016	<0.005	
10/4/2016	<0.005	
4/4/2017	<0.005	
10/4/2017	<0.005	
3/20/2018	<0.005 (D)	
10/2/2018	<0.005	
3/26/2019	<0.005	
9/10/2019	0.006	
3/18/2020	<0.005	
9/9/2020	<0.005	
4/1/2021		<0.005
8/11/2021		<0.005
2/15/2022		<0.005
8/25/2022		<0.005

Mann-Whitney (Wilcoxon Rank Sum)

Constituent: Zinc (mg/L) Analysis Run 5/17/2023 12:23 PM View: Mann-Whitney

Plant Scherer Client: Southern Company Data: Scherer Cell 1-CCR

	GWA-16	GWA-16
5/9/2010	<0.005	
6/16/2010	<0.005	
7/27/2010	<0.005	
9/7/2010	<0.005	
4/29/2011	<0.005	
10/28/2011	<0.005	
5/2/2012	<0.005	
11/9/2012	<0.005	
5/8/2013	<0.005	
11/6/2013	<0.005	
5/20/2014	<0.005	
11/8/2014	<0.005	
5/22/2015	<0.005	
11/9/2015	<0.005	
4/6/2016	<0.005	
10/4/2016	<0.005	
4/4/2017	<0.005	
10/5/2017	<0.005	
3/20/2018	<0.005	
10/2/2018	<0.005	
3/26/2019	<0.005	
9/10/2019	0.0047 (J)	
3/18/2020	<0.005	
9/9/2020	<0.005	
4/1/2021		<0.005
8/11/2021		<0.005
2/15/2022		<0.005
8/25/2022		<0.005

Mann-Whitney (Wilcoxon Rank Sum)

Constituent: Zinc (mg/L) Analysis Run 5/17/2023 12:23 PM View: Mann-Whitney

Plant Scherer Client: Southern Company Data: Scherer Cell 1-CCR

	GWA-17	GWA-17
5/8/2010	<0.005	
6/16/2010	<0.005	
7/26/2010	<0.005	
9/7/2010	<0.005	
4/29/2011	<0.005	
10/28/2011	<0.005	
5/2/2012	<0.005	
11/9/2012	<0.005	
5/8/2013	<0.005	
11/6/2013	<0.005	
5/20/2014	<0.005	
11/8/2014	<0.005	
5/22/2015	<0.005	
11/9/2015	<0.005	
4/6/2016	0.00274 (J)	
10/5/2016	0.0073 (J)	
4/4/2017	<0.005	
10/5/2017	<0.005	
3/20/2018	<0.005	
10/2/2018	<0.005	
3/26/2019	<0.005	
9/10/2019	0.0084	
3/18/2020	<0.005	
9/9/2020	<0.005	
4/1/2021		<0.005
8/11/2021		<0.005
2/15/2022		<0.005
8/24/2022		<0.005

Mann-Whitney (Wilcoxon Rank Sum)

Constituent: Zinc (mg/L) Analysis Run 5/17/2023 12:23 PM View: Mann-Whitney

Plant Scherer Client: Southern Company Data: Scherer Cell 1-CCR

	GWC-1	GWC-1
5/11/2010	<0.005	
6/17/2010	<0.005	
7/27/2010	<0.005	
9/9/2010	<0.005	
4/28/2011	<0.005	
10/29/2011	<0.005	
5/3/2012	<0.005	
11/9/2012	<0.005	
5/9/2013	<0.005	
11/5/2013	<0.005	
5/23/2014	<0.005	
11/13/2014	<0.005	
5/23/2015	<0.005	
11/11/2015	<0.005	
4/12/2016	<0.005	
10/4/2016	<0.005	
4/5/2017	<0.005	
10/4/2017	<0.005	
3/20/2018	<0.005	
10/2/2018	<0.005	
3/26/2019	<0.005	
9/10/2019	0.0038 (J)	
3/18/2020	<0.005	
9/9/2020	<0.005	
4/1/2021		<0.005
8/18/2021		<0.005
2/15/2022		<0.005
8/24/2022		0.0039 (J)

Mann-Whitney (Wilcoxon Rank Sum)

Constituent: Zinc (mg/L) Analysis Run 5/17/2023 12:23 PM View: Mann-Whitney

Plant Scherer Client: Southern Company Data: Scherer Cell 1-CCR

	GWC-10	GWC-10
5/10/2010	<0.005	
6/16/2010	<0.005	
7/28/2010	<0.005	
9/8/2010	<0.005	
4/29/2011	<0.005	
10/27/2011	<0.005	
5/4/2012	<0.005	
11/11/2012	<0.005	
5/9/2013	<0.005	
11/5/2013	<0.005	
5/21/2014	<0.005	
11/12/2014	<0.005	
5/23/2015	<0.005	
11/12/2015	<0.005	
4/13/2016	<0.005 (D)	
10/5/2016	<0.005	
4/6/2017	<0.005	
10/5/2017	<0.005	
3/21/2018	<0.005	
10/2/2018	<0.005	
3/27/2019	<0.005	
9/11/2019	0.004 (J)	
3/18/2020	<0.005	
9/9/2020	<0.005	
4/1/2021		<0.005
10/18/2021		<0.005
2/15/2022		<0.005
8/25/2022		<0.005

Mann-Whitney (Wilcoxon Rank Sum)

Constituent: Zinc (mg/L) Analysis Run 5/17/2023 12:23 PM View: Mann-Whitney

Plant Scherer Client: Southern Company Data: Scherer Cell 1-CCR

	GWC-11	GWC-11
5/10/2010	<0.005	
6/16/2010	<0.005	
7/27/2010	<0.005	
9/8/2010	<0.005	
4/29/2011	<0.005	
10/27/2011	<0.005	
5/4/2012	<0.005	
11/10/2012	<0.005	
5/9/2013	<0.005	
11/6/2013	<0.005	
5/20/2014	<0.005	
11/12/2014	<0.005	
5/24/2015	<0.005	
11/12/2015	<0.005	
4/13/2016	0.00241 (JD)	
10/5/2016	<0.005	
4/6/2017	<0.005	
10/5/2017	<0.005	
3/21/2018	0.007 (J)	
10/2/2018	0.022 (O)	
3/27/2019	<0.005	
9/11/2019	0.0072	
3/18/2020	<0.005	
9/10/2020	0.018	
4/1/2021		0.0034 (J)
8/11/2021		<0.005
2/16/2022		0.0034 (J)
8/25/2022		<0.005

Mann-Whitney (Wilcoxon Rank Sum)

Constituent: Zinc (mg/L) Analysis Run 5/17/2023 12:23 PM View: Mann-Whitney

Plant Scherer Client: Southern Company Data: Scherer Cell 1-CCR

	GWC-12	GWC-12
5/9/2010	<0.005	
6/18/2010	<0.005	
7/27/2010	<0.005	
9/8/2010	<0.005	
4/29/2011	<0.005	
10/28/2011	<0.005	
5/3/2012	<0.005	
11/10/2012	<0.005	
5/9/2013	<0.005	
11/6/2013	<0.005	
5/20/2014	<0.005	
11/12/2014	<0.005	
5/23/2015	<0.005	
11/12/2015	<0.005	
4/13/2016	0.00409 (JD)	
10/5/2016	<0.005	
4/5/2017	<0.005	
10/5/2017	<0.005	
3/21/2018	<0.005 (D)	
10/2/2018	<0.005	
3/26/2019	<0.005	
9/11/2019	0.0065	
3/18/2020	0.005	
9/10/2020	0.0037 (J)	
4/1/2021		<0.005
8/11/2021		<0.005
2/16/2022		0.0032 (J)
8/26/2022		<0.005

Mann-Whitney (Wilcoxon Rank Sum)

Constituent: Zinc (mg/L) Analysis Run 5/17/2023 12:23 PM View: Mann-Whitney
Plant Scherer Client: Southern Company Data: Scherer Cell 1-CCR

	GWC-13	GWC-13
5/9/2010	<0.005	
6/18/2010	<0.005	
7/29/2010	<0.005	
9/9/2010	<0.005	
4/26/2011	<0.005	
10/28/2011	<0.005	
5/4/2012	<0.005	
11/11/2012	<0.005	
5/8/2013	<0.005	
11/7/2013	<0.005	
5/20/2014	<0.005	
11/12/2014	<0.005	
5/24/2015	<0.005	
11/12/2015	<0.005	
4/13/2016	0.00289 (JD)	
10/7/2016	<0.005	
4/6/2017	<0.005	
10/6/2017	0.0071 (J)	
3/22/2018	<0.005	
10/3/2018	<0.005	
3/26/2019	<0.005	
9/11/2019	0.0085	
3/18/2020	0.0052	
9/10/2020	0.0038 (J)	
4/6/2021		0.004 (J)
8/11/2021		<0.005
2/16/2022		0.004 (J)
8/26/2022		<0.005

Mann-Whitney (Wilcoxon Rank Sum)

Constituent: Zinc (mg/L) Analysis Run 5/17/2023 12:23 PM View: Mann-Whitney

Plant Scherer Client: Southern Company Data: Scherer Cell 1-CCR

	GWC-14	GWC-14
5/9/2010	<0.005	
6/18/2010	<0.005	
7/28/2010	<0.005	
9/9/2010	<0.005	
4/30/2011	<0.005	
10/28/2011	<0.005	
5/3/2012	<0.005	
11/10/2012	<0.005	
5/8/2013	<0.005	
11/5/2013	<0.005	
5/20/2014	<0.005	
11/12/2014	<0.005	
5/24/2015	<0.005	
11/11/2015	<0.005	
4/13/2016	<0.005 (D)	
10/4/2016	<0.005	
4/6/2017	<0.005	
10/5/2017	<0.005	
3/20/2018	<0.005	
10/2/2018	<0.005	
3/26/2019	<0.005	
9/11/2019	0.0038 (J)	
3/18/2020	<0.005	
9/9/2020	<0.005	
4/1/2021		<0.005
8/11/2021		<0.005
2/16/2022		<0.005
8/26/2022		<0.005

Mann-Whitney (Wilcoxon Rank Sum)

Constituent: Zinc (mg/L) Analysis Run 5/17/2023 12:23 PM View: Mann-Whitney

Plant Scherer Client: Southern Company Data: Scherer Cell 1-CCR

	GWC-18	GWC-18
5/10/2010	<0.005	
6/16/2010	<0.005	
7/26/2010	<0.005	
9/7/2010	<0.005	
4/29/2011	<0.005	
10/28/2011	<0.005	
5/2/2012	<0.005	
11/9/2012	<0.005	
5/8/2013	<0.005	
11/6/2013	<0.005	
5/23/2014	<0.005	
11/8/2014	<0.005	
5/22/2015	<0.005	
11/10/2015	<0.005	
4/11/2016	<0.005	
10/5/2016	<0.005	
4/6/2017	<0.005	
10/5/2017	<0.005	
3/20/2018	<0.005	
10/2/2018	<0.005	
3/26/2019	<0.005	
9/11/2019	0.0077	
3/18/2020	<0.005	
9/9/2020	<0.005	
4/1/2021		<0.005
8/11/2021		<0.005
2/16/2022		<0.005
8/25/2022		<0.005

Mann-Whitney (Wilcoxon Rank Sum)

Constituent: Zinc (mg/L) Analysis Run 5/17/2023 12:23 PM View: Mann-Whitney

Plant Scherer Client: Southern Company Data: Scherer Cell 1-CCR

	GWC-19	GWC-19
5/11/2010	<0.005	
6/16/2010	<0.005	
7/27/2010	<0.005	
9/7/2010	<0.005	
4/29/2011	<0.005	
10/28/2011	<0.005	
5/2/2012	<0.005	
11/9/2012	<0.005	
5/9/2013	<0.005	
11/6/2013	<0.005	
5/22/2014	<0.005	
11/8/2014	<0.005	
5/23/2015	<0.005	
11/10/2015	<0.005	
4/11/2016	<0.005	
10/5/2016	0.0085 (O)	
4/5/2017	<0.005	
10/5/2017	<0.005	
3/20/2018	<0.005	
10/2/2018	<0.005	
3/26/2019	<0.005	
9/12/2019	0.0059	
3/19/2020	<0.005	
9/9/2020	<0.005	
4/5/2021		<0.005
8/11/2021		<0.005
2/16/2022		<0.005
8/25/2022		<0.005

Mann-Whitney (Wilcoxon Rank Sum)

Constituent: Zinc (mg/L) Analysis Run 5/17/2023 12:23 PM View: Mann-Whitney
Plant Scherer Client: Southern Company Data: Scherer Cell 1-CCR

	GWC-2	GWC-2
5/11/2010	<0.005	
6/19/2010	<0.005	
7/27/2010	<0.005	
9/9/2010	<0.005	
4/28/2011	<0.005	
10/28/2011	<0.005	
5/3/2012	<0.005	
11/9/2012	<0.005	
5/9/2013	<0.005	
11/5/2013	<0.005	
5/22/2014	<0.005	
11/13/2014	<0.005	
5/24/2015	<0.005	
11/11/2015	<0.005	
4/12/2016	<0.005	
10/4/2016	<0.005	
4/6/2017	<0.005	
10/4/2017	<0.005	
3/20/2018	<0.005	
10/2/2018	<0.005	
3/26/2019	<0.005	
9/10/2019	0.004 (J)	
3/18/2020	<0.005	
9/9/2020	<0.005	
4/1/2021		0.01
8/12/2021	<0.005	
2/15/2022	<0.005	
8/26/2022	<0.005	

Mann-Whitney (Wilcoxon Rank Sum)

Constituent: Zinc (mg/L) Analysis Run 5/17/2023 12:23 PM View: Mann-Whitney

Plant Scherer Client: Southern Company Data: Scherer Cell 1-CCR

	GWC-20	GWC-20
5/11/2010	<0.005	
6/17/2010	<0.005	
7/27/2010	<0.005	
9/7/2010	<0.005	
4/29/2011	<0.005	
10/28/2011	<0.005	
5/3/2012	<0.005	
11/10/2012	<0.005	
5/9/2013	<0.005	
11/6/2013	<0.005	
5/22/2014	<0.005	
11/9/2014	<0.005	
5/24/2015	<0.005	
11/10/2015	<0.005	
4/12/2016	<0.005	
10/5/2016	<0.005	
4/6/2017	<0.005	
10/5/2017	<0.005	
3/21/2018	<0.005	
10/3/2018	<0.005	
3/26/2019	<0.005	
9/12/2019	0.0065	
3/19/2020	<0.005	
9/10/2020	<0.005	
4/5/2021		<0.005
8/11/2021		<0.005
2/16/2022		<0.005
8/25/2022		0.0063

Mann-Whitney (Wilcoxon Rank Sum)

Constituent: Zinc (mg/L) Analysis Run 5/17/2023 12:23 PM View: Mann-Whitney

Plant Scherer Client: Southern Company Data: Scherer Cell 1-CCR

	GWC-3	GWC-3
5/11/2010	0.018 (O)	
6/17/2010	<0.005	
7/28/2010	0.016 (O)	
9/7/2010	<0.005	
4/29/2011	<0.005	
10/28/2011	<0.005	
5/3/2012	<0.005	
11/9/2012	<0.005	
5/10/2013	<0.005	
11/6/2013	<0.005	
5/22/2014	<0.005	
11/9/2014	<0.005	
5/22/2015	<0.005	
11/10/2015	<0.005	
4/12/2016	<0.005 (D)	
10/5/2016	0.01 (O)	
4/6/2017	<0.005	
10/5/2017	<0.005	
3/21/2018	<0.005	
10/3/2018	<0.005	
3/26/2019	<0.005	
9/10/2019	0.0069	
3/18/2020	<0.005	
9/10/2020	<0.005	
4/6/2021		<0.005
8/12/2021		0.0035 (J)
2/15/2022		<0.005
8/25/2022		<0.005

Mann-Whitney (Wilcoxon Rank Sum)

Constituent: Zinc (mg/L) Analysis Run 5/17/2023 12:23 PM View: Mann-Whitney

Plant Scherer Client: Southern Company Data: Scherer Cell 1-CCR

	GWC-4	GWC-4
5/11/2010	<0.005	
6/17/2010	<0.005	
7/28/2010	<0.005	
9/8/2010	<0.005	
4/28/2011	<0.005	
10/29/2011	<0.005	
5/3/2012	<0.005	
11/10/2012	<0.005	
5/10/2013	<0.005	
11/6/2013	<0.005	
5/22/2014	<0.005	
11/9/2014	<0.005	
5/22/2015	<0.005	
11/11/2015	<0.005	
4/12/2016	0.00203 (J)	
10/6/2016	<0.005	
4/6/2017	<0.005	
10/6/2017	<0.005	
3/21/2018	<0.005	
10/3/2018	<0.005	
3/26/2019	<0.005	
9/10/2019	0.006	
3/19/2020	<0.005	
9/10/2020	<0.005	
4/2/2021		<0.005
8/12/2021		<0.005
2/15/2022		<0.005
8/25/2022		<0.005

Mann-Whitney (Wilcoxon Rank Sum)

Constituent: Zinc (mg/L) Analysis Run 5/17/2023 12:23 PM View: Mann-Whitney

Plant Scherer Client: Southern Company Data: Scherer Cell 1-CCR

	GWC-5	GWC-5
5/11/2010	<0.005	
6/18/2010	<0.005	
7/27/2010	<0.005	
9/9/2010	<0.005	
4/29/2011	<0.005	
10/28/2011	<0.005	
5/4/2012	<0.005	
11/10/2012	<0.005	
5/9/2013	<0.005	
11/6/2013	<0.005	
5/22/2014	<0.005	
11/9/2014	<0.005	
5/24/2015	<0.005	
11/11/2015	0.0089 (J)	
4/19/2016	0.0133 (O)	
10/6/2016	<0.005	
4/6/2017	0.0087 (J)	
10/5/2017	0.0078 (J)	
3/22/2018	0.0086 (J)	
10/3/2018	<0.005	
3/27/2019	<0.005	
9/11/2019	0.0074	
3/18/2020	0.0045 (J)	
9/9/2020	<0.005	
4/1/2021		<0.005
8/12/2021		0.0034 (J)
2/15/2022		0.0034 (J)
8/25/2022		<0.005

Mann-Whitney (Wilcoxon Rank Sum)

Constituent: Zinc (mg/L) Analysis Run 5/17/2023 12:23 PM View: Mann-Whitney

Plant Scherer Client: Southern Company Data: Scherer Cell 1-CCR

	GWC-6	GWC-6
5/11/2010	<0.005	
6/18/2010	<0.005	
7/27/2010	<0.005	
9/9/2010	<0.005	
4/30/2011	<0.005	
10/29/2011	<0.005	
5/4/2012	<0.005	
11/10/2012	<0.005	
5/9/2013	<0.005	
11/7/2013	<0.005	
5/21/2014	<0.005	
11/9/2014	<0.005	
5/24/2015	<0.005	
11/11/2015	<0.005	
4/12/2016	<0.005	
10/6/2016	<0.005	
4/6/2017	<0.005	
10/6/2017	<0.005	
3/21/2018	<0.005	
10/3/2018	<0.005	
3/26/2019	<0.005	
9/11/2019	0.0062	
3/18/2020	<0.005	
9/10/2020	<0.005	
4/5/2021		<0.005
8/11/2021		<0.005
2/15/2022		<0.005
8/25/2022		<0.005

Mann-Whitney (Wilcoxon Rank Sum)

Constituent: Zinc (mg/L) Analysis Run 5/17/2023 12:23 PM View: Mann-Whitney

Plant Scherer Client: Southern Company Data: Scherer Cell 1-CCR

	GWC-7	GWC-7
5/10/2010	<0.005	
6/18/2010	<0.005	
7/28/2010	<0.005	
9/9/2010	<0.005	
4/30/2011	<0.005	
10/29/2011	<0.005	
5/4/2012	<0.005	
11/10/2012	<0.005	
5/9/2013	<0.005	
11/7/2013	<0.005	
5/21/2014	<0.005	
11/12/2014	<0.005	
5/24/2015	<0.005	
11/11/2015	<0.005	
4/13/2016	<0.005 (D)	
10/6/2016	<0.005	
4/7/2017	<0.005	
10/6/2017	<0.005	
3/22/2018	<0.005	
10/4/2018	<0.005	
3/27/2019	<0.005	
9/11/2019	0.0074	
3/19/2020	<0.005	
9/10/2020	<0.005	
4/1/2021		<0.005
8/11/2021		<0.005
2/15/2022		0.0037 (J)
8/25/2022		<0.005

Mann-Whitney (Wilcoxon Rank Sum)

Constituent: Zinc (mg/L) Analysis Run 5/17/2023 12:23 PM View: Mann-Whitney

Plant Scherer Client: Southern Company Data: Scherer Cell 1-CCR

	GWC-8A	GWC-8A
5/10/2010	<0.005	
6/19/2010	0.0081 (J)	
7/28/2010	0.017 (J)	
9/8/2010	0.085	
4/30/2011	0.13 (O)	
10/27/2011	0.03	
5/4/2012	0.029	
11/11/2012	0.046	
5/10/2013	0.23 (O)	
11/7/2013	0.028	
5/21/2014	0.015 (J)	
11/13/2014	0.13 (O)	
5/23/2015	0.059	
11/11/2015	0.079	
4/19/2016	0.0218	
10/10/2016	0.013 (J)	
4/7/2017	<0.005	
10/9/2017	<0.005	
3/22/2018	<0.005	
10/4/2018	<0.005	
3/27/2019	<0.005	
9/11/2019	0.0052	
3/18/2020	<0.005	
9/9/2020	<0.005	
4/5/2021		<0.005
8/12/2021		<0.005
2/15/2022		<0.005
8/25/2022		<0.005

Mann-Whitney (Wilcoxon Rank Sum)

Constituent: Zinc (mg/L) Analysis Run 5/17/2023 12:23 PM View: Mann-Whitney

Plant Scherer Client: Southern Company Data: Scherer Cell 1-CCR

	GWC-9	GWC-9
5/10/2010	<0.005	
6/16/2010	<0.005	
7/27/2010	<0.005	
9/8/2010	<0.005	
4/29/2011	<0.005	
10/27/2011	<0.005	
5/3/2012	<0.005	
11/11/2012	<0.005	
5/9/2013	<0.005	
11/6/2013	<0.005	
5/21/2014	<0.005	
11/12/2014	<0.005	
5/23/2015	<0.005	
11/12/2015	<0.005	
4/13/2016	<0.005 (D)	
10/6/2016	<0.005	
4/6/2017	<0.005	
10/5/2017	<0.005	
3/21/2018	<0.005	
10/2/2018	<0.005	
3/27/2019	<0.005	
9/11/2019	0.0037 (J)	
3/18/2020	<0.005	
9/9/2020	<0.005	
4/1/2021		<0.005
8/12/2021		<0.005
2/15/2022		<0.005
8/25/2022		<0.005

FIGURE E.

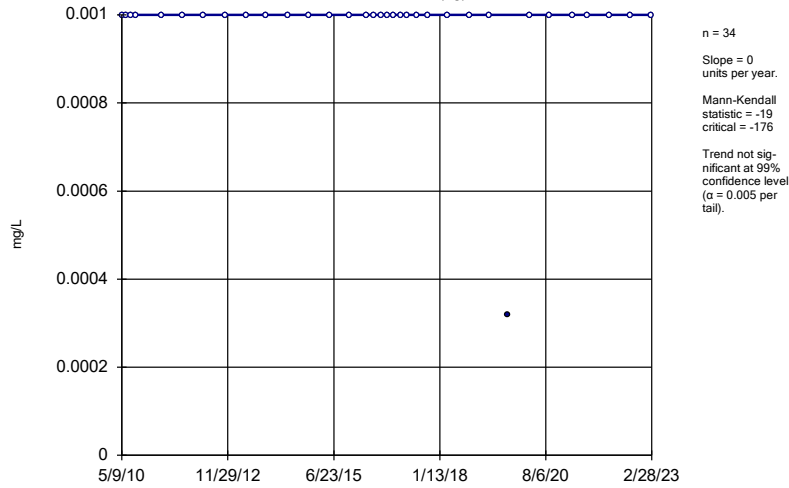
Upgradient Trend Tests - All Results (No Significant)

Plant Scherer Client: Southern Company Data: Scherer Cell 1-CCR Printed 5/5/2023, 11:58 AM

<u>Constituent</u>	<u>Well</u>	<u>Slope</u>	<u>Calc.</u>	<u>Critical</u>	<u>Sig.</u>	<u>N</u>	<u>%NDs</u>	<u>Normality</u>	<u>Xform</u>	<u>Alpha</u>	<u>Method</u>
Arsenic, Total (mg/L)	GWA-15 (bg)	0	-19	-176	No	34	97.06	n/a	n/a	0.01	NP
Arsenic, Total (mg/L)	GWA-16 (bg)	0	-19	-176	No	34	97.06	n/a	n/a	0.01	NP
Arsenic, Total (mg/L)	GWA-17 (bg)	0	-19	-176	No	34	97.06	n/a	n/a	0.01	NP
Silver (mg/L)	GWA-15 (bg)	0	0	139	No	29	100	n/a	n/a	0.01	NP
Silver (mg/L)	GWA-16 (bg)	0	0	139	No	29	100	n/a	n/a	0.01	NP
Silver (mg/L)	GWA-17 (bg)	0	0	139	No	29	100	n/a	n/a	0.01	NP

Sen's Slope Estimator

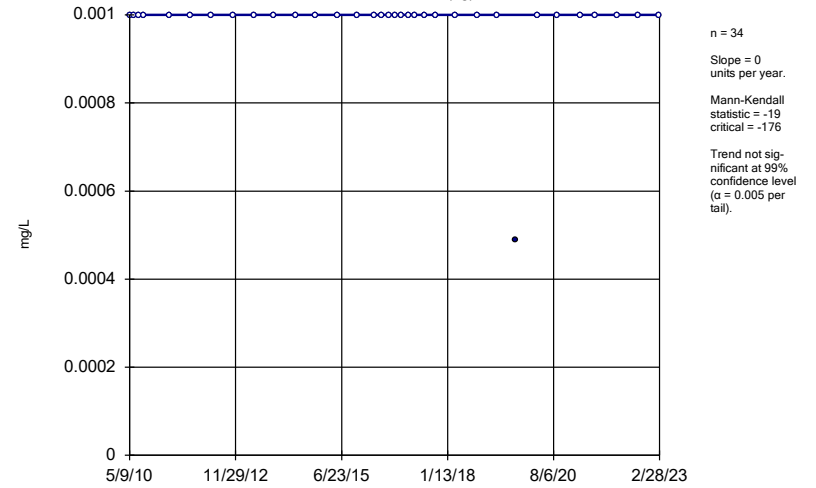
GWA-15 (bg)



Constituent: Arsenic, Total Analysis Run 5/5/2023 11:57 AM View: Trend Tests - Upgradient
Plant Scherer Client: Southern Company Data: Scherer Cell 1-CCR

Sen's Slope Estimator

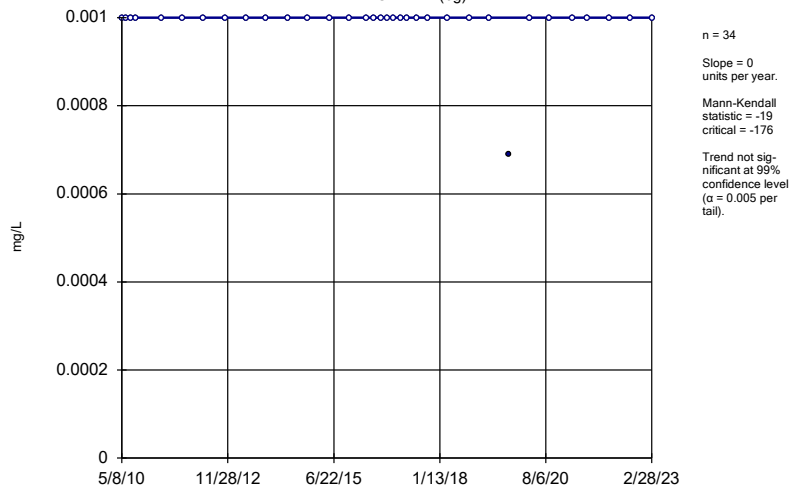
GWA-16 (bg)



Constituent: Arsenic, Total Analysis Run 5/5/2023 11:57 AM View: Trend Tests - Upgradient
Plant Scherer Client: Southern Company Data: Scherer Cell 1-CCR

Sen's Slope Estimator

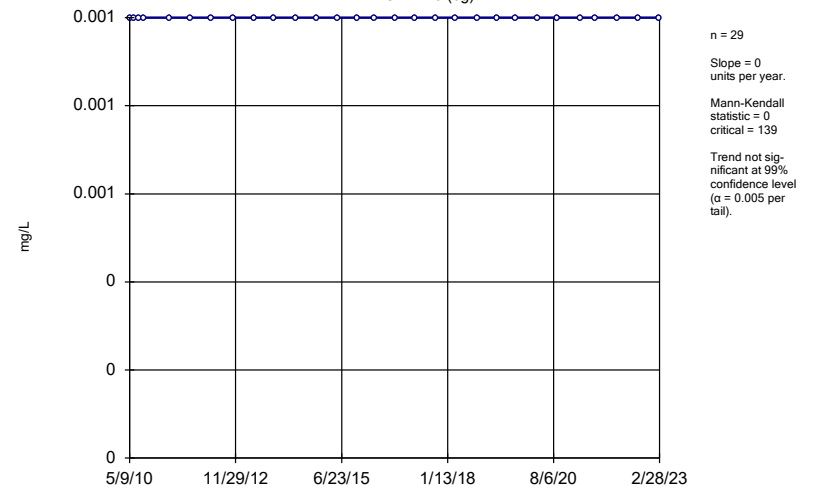
GWA-17 (bg)



Constituent: Arsenic, Total Analysis Run 5/5/2023 11:57 AM View: Trend Tests - Upgradient
Plant Scherer Client: Southern Company Data: Scherer Cell 1-CCR

Sen's Slope Estimator

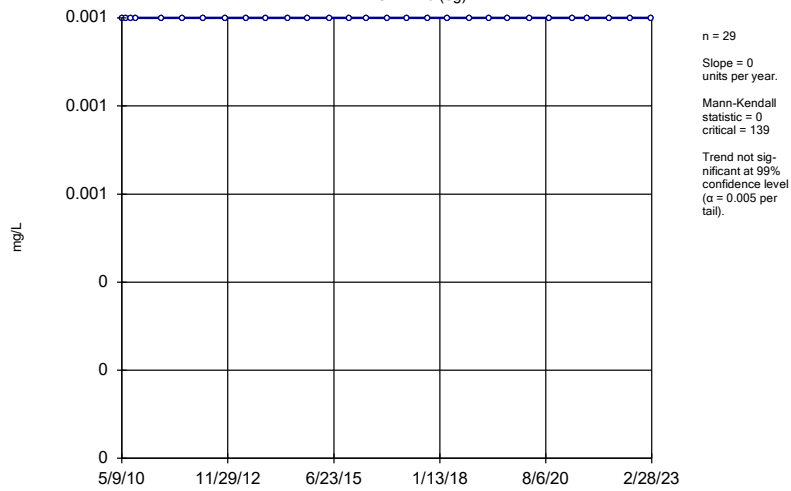
GWA-15 (bg)



Constituent: Silver Analysis Run 5/5/2023 11:57 AM View: Trend Tests - Upgradient
Plant Scherer Client: Southern Company Data: Scherer Cell 1-CCR

Sen's Slope Estimator

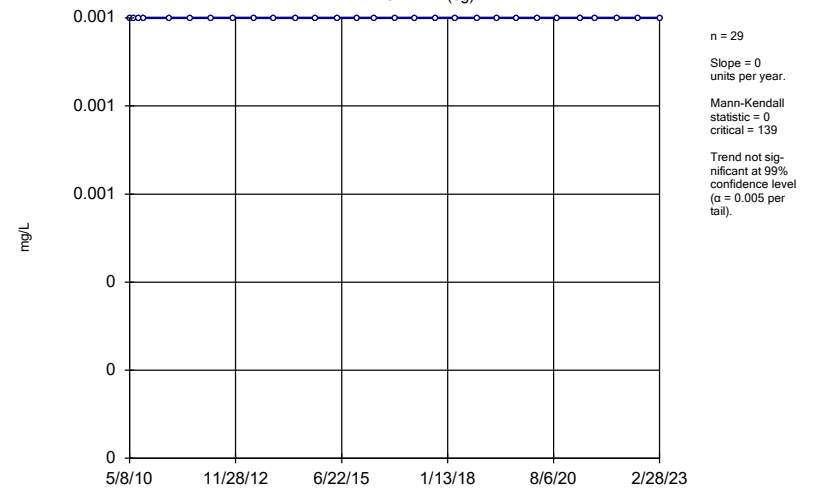
GWA-16 (bg)



Constituent: Silver Analysis Run 5/5/2023 11:57 AM View: Trend Tests - Upgradient
Plant Scherer Client: Southern Company Data: Scherer Cell 1-CCR

Sen's Slope Estimator

GWA-17 (bg)



Constituent: Silver Analysis Run 5/5/2023 11:57 AM View: Trend Tests - Upgradient
Plant Scherer Client: Southern Company Data: Scherer Cell 1-CCR

Sen's Slope Estimator

Constituent: Arsenic, Total (mg/L) Analysis Run 5/5/2023 11:58 AM View: Trend Tests - Upgradient

Plant Scherer Client: Southern Company Data: Scherer Cell 1-CCR

	GWA-15 (bg)
5/9/2010	<0.001
6/18/2010	<0.001
7/28/2010	<0.001
9/9/2010	<0.001
4/30/2011	<0.001
10/28/2011	<0.001
5/2/2012	<0.001
11/9/2012	<0.001
5/8/2013	<0.001
11/5/2013	<0.001
5/20/2014	<0.001
11/12/2014	<0.001
5/22/2015	<0.001
11/11/2015	<0.001
4/6/2016	<0.001
6/15/2016	<0.001
8/10/2016	<0.001
10/4/2016	<0.001
11/30/2016	<0.001
2/7/2017	<0.001
4/4/2017	<0.001
6/20/2017	<0.001
10/4/2017	<0.001
3/20/2018	<0.001 (D)
10/2/2018	<0.001
3/26/2019	<0.001
9/10/2019	0.00032 (J)
3/18/2020	<0.001
9/9/2020	<0.001
4/1/2021	<0.001
8/11/2021	<0.001
2/15/2022	<0.001
8/25/2022	<0.001
2/28/2023	<0.001

Sen's Slope Estimator

Constituent: Arsenic, T Total (mg/L) Analysis Run 5/5/2023 11:58 AM View: Trend Tests - Upgradient

Plant Scherer Client: Southern Company Data: Scherer Cell 1-CCR

	GWA-16 (bg)
5/9/2010	<0.001
6/16/2010	<0.001
7/27/2010	<0.001
9/7/2010	<0.001
4/29/2011	<0.001
10/28/2011	<0.001
5/2/2012	<0.001
11/9/2012	<0.001
5/8/2013	<0.001
11/6/2013	<0.001
5/20/2014	<0.001
11/8/2014	<0.001
5/22/2015	<0.001
11/9/2015	<0.001
4/6/2016	<0.001
6/15/2016	<0.001
8/10/2016	<0.001
10/4/2016	<0.001
11/29/2016	<0.001
2/7/2017	<0.001
4/4/2017	<0.001
6/20/2017	<0.001
10/5/2017	<0.001
3/20/2018	<0.001
10/2/2018	<0.001
3/26/2019	<0.001
9/10/2019	0.00049 (J)
3/18/2020	<0.001
9/9/2020	<0.001
4/1/2021	<0.001
8/11/2021	<0.001
2/15/2022	<0.001
8/25/2022	<0.001
2/28/2023	<0.001

Sen's Slope Estimator

Constituent: Arsenic, T Total (mg/L) Analysis Run 5/5/2023 11:58 AM View: Trend Tests - Upgradient

Plant Scherer Client: Southern Company Data: Scherer Cell 1-CCR

	GWA-17 (bg)
5/8/2010	<0.001
6/16/2010	<0.001
7/26/2010	<0.001
9/7/2010	<0.001
4/29/2011	<0.001
10/28/2011	<0.001
5/2/2012	<0.001
11/9/2012	<0.001
5/8/2013	<0.001
11/6/2013	<0.001
5/20/2014	<0.001
11/8/2014	<0.001
5/22/2015	<0.001
11/9/2015	<0.001
4/6/2016	<0.001
6/15/2016	<0.001
8/10/2016	<0.001
10/5/2016	<0.001
11/29/2016	<0.001
2/7/2017	<0.001
4/4/2017	<0.001
6/20/2017	<0.001
10/5/2017	<0.001
3/20/2018	<0.001
10/2/2018	<0.001
3/26/2019	<0.001
9/10/2019	0.00069 (J)
3/18/2020	<0.001
9/9/2020	<0.001
4/1/2021	<0.001
8/11/2021	<0.001
2/15/2022	<0.001
8/24/2022	<0.001
2/28/2023	<0.001

Sen's Slope Estimator

Constituent: Silver (mg/L) Analysis Run 5/5/2023 11:58 AM View: Trend Tests - Upgradient

Plant Scherer Client: Southern Company Data: Scherer Cell 1-CCR

	GWA-15 (bg)
5/9/2010	<0.001
6/18/2010	<0.001
7/28/2010	<0.001
9/9/2010	<0.001
4/30/2011	<0.001
10/28/2011	<0.001
5/2/2012	<0.001
11/9/2012	<0.001
5/8/2013	<0.001
11/5/2013	<0.001
5/20/2014	<0.001
11/12/2014	<0.001
5/22/2015	<0.001
11/11/2015	<0.001
4/6/2016	<0.001
10/4/2016	<0.001
4/4/2017	<0.001
10/4/2017	<0.001
3/20/2018	<0.001 (D)
10/2/2018	<0.001
3/26/2019	<0.001
9/10/2019	<0.001
3/18/2020	<0.001
9/9/2020	<0.001
4/1/2021	<0.001
8/11/2021	<0.001
2/15/2022	<0.001
8/25/2022	<0.001
2/28/2023	<0.001

Sen's Slope Estimator

Constituent: Silver (mg/L) Analysis Run 5/5/2023 11:58 AM View: Trend Tests - Upgradient
Plant Scherer Client: Southern Company Data: Scherer Cell 1-CCR

	GWA-16 (bg)
5/9/2010	<0.001
6/16/2010	<0.001
7/27/2010	<0.001
9/7/2010	<0.001
4/29/2011	<0.001
10/28/2011	<0.001
5/2/2012	<0.001
11/9/2012	<0.001
5/8/2013	<0.001
11/6/2013	<0.001
5/20/2014	<0.001
11/8/2014	<0.001
5/22/2015	<0.001
11/9/2015	<0.001
4/6/2016	<0.001
10/4/2016	<0.001
4/4/2017	<0.001
10/5/2017	<0.001
3/20/2018	<0.001
10/2/2018	<0.001
3/26/2019	<0.001
9/10/2019	<0.001
3/18/2020	<0.001
9/9/2020	<0.001
4/1/2021	<0.001
8/11/2021	<0.001
2/15/2022	<0.001
8/25/2022	<0.001
2/28/2023	<0.001

Sen's Slope Estimator

Constituent: Silver (mg/L) Analysis Run 5/5/2023 11:58 AM View: Trend Tests - Upgradient
Plant Scherer Client: Southern Company Data: Scherer Cell 1-CCR

	GWA-17 (bg)
5/8/2010	<0.001
6/16/2010	<0.001
7/26/2010	<0.001
9/7/2010	<0.001
4/29/2011	<0.001
10/28/2011	<0.001
5/2/2012	<0.001
11/9/2012	<0.001
5/8/2013	<0.001
11/6/2013	<0.001
5/20/2014	<0.001
11/8/2014	<0.001
5/22/2015	<0.001
11/9/2015	<0.001
4/6/2016	<0.001
10/5/2016	<0.001
4/4/2017	<0.001
10/5/2017	<0.001
3/20/2018	<0.001
10/2/2018	<0.001
3/26/2019	<0.001
9/10/2019	<0.001
3/18/2020	<0.001
9/9/2020	<0.001
4/1/2021	<0.001
8/11/2021	<0.001
2/15/2022	<0.001
8/24/2022	<0.001
2/28/2023	<0.001

FIGURE F.

Appendix I Intrawell Prediction Limits - Significant Results

Plant Scherer Client: Southern Company Data: Scherer Cell 1-CCR Printed 5/17/2023, 1:06 PM

Constituent	Well	Upper Lim.	Lower Lim.	Date	Observ.	Sig.	Bg N	Bg Mean	Std. Dev.	%NDs	ND Adj.	Transform	Alpha	Method
Barium, Total (mg/L)	GWC-19	0.01999	n/a	2/28/2023	0.031	Yes	25	9.0e-8	2.7e-8	4	None	x^4	0.0001937	Param Intra 1 of 2
Barium, Total (mg/L)	GWC-4	0.05318	n/a	2/27/2023	0.081	Yes	29	0.0383	0.005897	0	None	No	0.0001937	Param Intra 1 of 2
Nickel (mg/L)	GWC-10	0.003	n/a	2/21/2023	0.0031	Yes	29	n/a	n/a	65.52	n/a	n/a	0.002172	NP Intra (NDs) 1 of 2
Nickel (mg/L)	GWC-2	0.0028	n/a	2/27/2023	0.0038	Yes	27	n/a	n/a	62.96	n/a	n/a	0.002502	NP Intra (NDs) 1 of 2
Nickel (mg/L)	GWC-7	0.0044	n/a	2/27/2023	0.01	Yes	28	n/a	n/a	82.14	n/a	n/a	0.002337	NP Intra (NDs) 1 of 2
Nickel (mg/L)	GWC-8A	0.0069	n/a	2/27/2023	0.007	Yes	26	n/a	n/a	42.31	n/a	n/a	0.002667	NP Intra (normality) 1 of 2

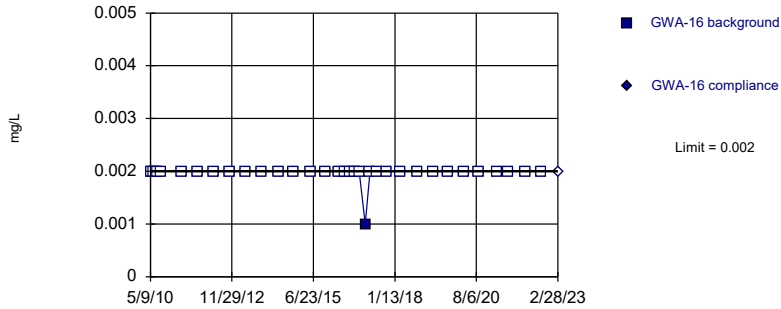
Appendix I Intrawell Prediction Limits - All Results

Plant Scherer Client: Southern Company Data: Scherer Cell 1-CCR Printed 5/17/2023, 1:06 PM

Constituent	Well	Upper Lim.	Lower Lim.	Date	Obsrv.	Sig.	Bg N	Bg Mean	Std. Dev.	%NDs	ND Adj.	Transform	Alpha	Method
Thallium, Total (mg/L)	GWC-1	0.001	n/a	2/27/2023	0.001ND	No	33	n/a	n/a	93.94	n/a	n/a	0.001701	NP Intra (NDs) 1 of 2
Thallium, Total (mg/L)	GWC-19	0.001	n/a	2/28/2023	0.001ND	No	33	n/a	n/a	96.97	n/a	n/a	0.001701	NP Intra (NDs) 1 of 2
Thallium, Total (mg/L)	GWC-2	0.001	n/a	2/27/2023	0.001ND	No	33	n/a	n/a	96.97	n/a	n/a	0.001701	NP Intra (NDs) 1 of 2
Thallium, Total (mg/L)	GWC-4	0.001	n/a	2/27/2023	0.001ND	No	33	n/a	n/a	96.97	n/a	n/a	0.001701	NP Intra (NDs) 1 of 2
Thallium, Total (mg/L)	GWC-5	0.001	n/a	2/28/2023	0.001ND	No	33	n/a	n/a	96.97	n/a	n/a	0.001701	NP Intra (NDs) 1 of 2
Thallium, Total (mg/L)	GWC-6	0.001	n/a	2/27/2023	0.001ND	No	33	n/a	n/a	93.94	n/a	n/a	0.001701	NP Intra (NDs) 1 of 2
Thallium, Total (mg/L)	GWC-7	0.001	n/a	2/27/2023	0.001ND	No	33	n/a	n/a	87.88	n/a	n/a	0.001701	NP Intra (NDs) 1 of 2
Thallium, Total (mg/L)	GWC-8A	0.001	n/a	2/27/2023	0.001ND	No	33	n/a	n/a	93.94	n/a	n/a	0.001701	NP Intra (NDs) 1 of 2
Thallium, Total (mg/L)	GWC-9	0.001	n/a	2/27/2023	0.001ND	No	33	n/a	n/a	96.97	n/a	n/a	0.001701	NP Intra (NDs) 1 of 2
Vanadium (mg/L)	GWA-15	0.0035	n/a	2/28/2023	0.0011	No	28	n/a	n/a	82.14	n/a	n/a	0.002337	NP Intra (NDs) 1 of 2
Vanadium (mg/L)	GWA-16	0.01177	n/a	2/28/2023	0.0087	No	28	0.007159	0.001817	3.571	None	No	0.0001937	Param Intra 1 of 2
Vanadium (mg/L)	GWA-17	0.008631	n/a	2/28/2023	0.0057	No	28	0.004626	0.001577	14.29	None	No	0.0001937	Param Intra 1 of 2
Vanadium (mg/L)	GWC-1	0.02536	n/a	2/27/2023	0.019	No	28	0.01566	0.003819	0	None	No	0.0001937	Param Intra 1 of 2
Vanadium (mg/L)	GWC-10	0.01749	n/a	2/21/2023	0.012	No	28	0.01201	0.002159	0	None	No	0.0001937	Param Intra 1 of 2
Vanadium (mg/L)	GWC-11	0.01499	n/a	2/27/2023	0.012	No	28	0.01029	0.00185	3.571	None	No	0.0001937	Param Intra 1 of 2
Vanadium (mg/L)	GWC-12	0.0052	n/a	2/27/2023	0.0014	No	28	n/a	n/a	85.71	n/a	n/a	0.002337	NP Intra (NDs) 1 of 2
Vanadium (mg/L)	GWC-13	0.0062	n/a	2/27/2023	0.0021	No	28	n/a	n/a	60.71	n/a	n/a	0.002337	NP Intra (NDs) 1 of 2
Vanadium (mg/L)	GWC-14	0.0062	n/a	2/27/2023	0.002	No	28	n/a	n/a	71.43	n/a	n/a	0.002337	NP Intra (NDs) 1 of 2
Vanadium (mg/L)	GWC-18	0.01099	n/a	2/28/2023	0.0072	No	28	0.08101	0.009376	3.571	None	sqrt(x)	0.0001937	Param Intra 1 of 2
Vanadium (mg/L)	GWC-19	0.01039	n/a	2/28/2023	0.0078	No	28	0.007152	0.001274	0	None	No	0.0001937	Param Intra 1 of 2
Vanadium (mg/L)	GWC-2	0.01927	n/a	2/27/2023	0.016	No	28	0.0001928	0.00007035	3.571	None	x^2	0.0001937	Param Intra 1 of 2
Vanadium (mg/L)	GWC-20	0.02297	n/a	2/28/2023	0.019	No	28	0.0003022	0.00008879	3.571	None	x^2	0.0001937	Param Intra 1 of 2
Vanadium (mg/L)	GWC-3	0.01092	n/a	2/28/2023	0.0066	No	27	0.00652	0.001723	3.704	None	No	0.0001937	Param Intra 1 of 2
Vanadium (mg/L)	GWC-4	0.01187	n/a	2/27/2023	0.0056	No	28	0.007401	0.001762	3.571	None	No	0.0001937	Param Intra 1 of 2
Vanadium (mg/L)	GWC-5	0.006856	n/a	2/28/2023	0.003	No	28	0.05297	0.01175	21.43	Kaplan-Meier	sqrt(x)	0.0001937	Param Intra 1 of 2
Vanadium (mg/L)	GWC-6	0.01384	n/a	2/27/2023	0.0097	No	28	0.008906	0.001944	3.571	None	No	0.0001937	Param Intra 1 of 2
Vanadium (mg/L)	GWC-7	0.01674	n/a	2/27/2023	0.014	No	28	0.00000228	9.5e-7	3.571	None	x^3	0.0001937	Param Intra 1 of 2
Vanadium (mg/L)	GWC-8A	0.05597	n/a	2/27/2023	0.0019	No	25	0.096	0.05438	12	None	sqrt(x)	0.0001937	Param Intra 1 of 2
Vanadium (mg/L)	GWC-9	0.02837	n/a	2/27/2023	0.018	No	28	0.01637	0.004727	3.571	None	No	0.0001937	Param Intra 1 of 2
Zinc (mg/L)	GWA-15	0.015	n/a	2/28/2023	0.015ND	No	28	n/a	n/a	96.43	n/a	n/a	0.002337	NP Intra (NDs) 1 of 2
Zinc (mg/L)	GWA-16	0.015	n/a	2/28/2023	0.015ND	No	28	n/a	n/a	96.43	n/a	n/a	0.002337	NP Intra (NDs) 1 of 2
Zinc (mg/L)	GWA-17	0.015	n/a	2/28/2023	0.015ND	No	28	n/a	n/a	89.29	n/a	n/a	0.002337	NP Intra (NDs) 1 of 2
Zinc (mg/L)	GWC-1	0.015	n/a	2/27/2023	0.015ND	No	28	n/a	n/a	92.86	n/a	n/a	0.002337	NP Intra (NDs) 1 of 2
Zinc (mg/L)	GWC-10	0.015	n/a	2/21/2023	0.015ND	No	28	n/a	n/a	96.43	n/a	n/a	0.002337	NP Intra (NDs) 1 of 2
Zinc (mg/L)	GWC-11	0.018	n/a	2/27/2023	0.015ND	No	27	n/a	n/a	77.78	n/a	n/a	0.002502	NP Intra (NDs) 1 of 2
Zinc (mg/L)	GWC-12	0.015	n/a	2/27/2023	0.015ND	No	28	n/a	n/a	82.14	n/a	n/a	0.002337	NP Intra (NDs) 1 of 2
Zinc (mg/L)	GWC-13	0.015	n/a	2/27/2023	0.015ND	No	28	n/a	n/a	75	n/a	n/a	0.002337	NP Intra (NDs) 1 of 2
Zinc (mg/L)	GWC-14	0.015	n/a	2/27/2023	0.015ND	No	28	n/a	n/a	96.43	n/a	n/a	0.002337	NP Intra (NDs) 1 of 2
Zinc (mg/L)	GWC-18	0.015	n/a	2/28/2023	0.015ND	No	28	n/a	n/a	96.43	n/a	n/a	0.002337	NP Intra (NDs) 1 of 2
Zinc (mg/L)	GWC-19	0.015	n/a	2/28/2023	0.015ND	No	27	n/a	n/a	96.3	n/a	n/a	0.002502	NP Intra (NDs) 1 of 2
Zinc (mg/L)	GWC-2	0.015	n/a	2/27/2023	0.015ND	No	28	n/a	n/a	92.86	n/a	n/a	0.002337	NP Intra (NDs) 1 of 2
Zinc (mg/L)	GWC-20	0.015	n/a	2/28/2023	0.015ND	No	28	n/a	n/a	92.86	n/a	n/a	0.002337	NP Intra (NDs) 1 of 2
Zinc (mg/L)	GWC-3	0.015	n/a	2/28/2023	0.015ND	No	25	n/a	n/a	92	n/a	n/a	0.002832	NP Intra (NDs) 1 of 2
Zinc (mg/L)	GWC-4	0.015	n/a	2/27/2023	0.015ND	No	28	n/a	n/a	92.86	n/a	n/a	0.002337	NP Intra (NDs) 1 of 2
Zinc (mg/L)	GWC-5	0.015	n/a	2/28/2023	0.015ND	No	27	n/a	n/a	70.37	n/a	n/a	0.002502	NP Intra (NDs) 1 of 2
Zinc (mg/L)	GWC-6	0.015	n/a	2/27/2023	0.015ND	No	28	n/a	n/a	96.43	n/a	n/a	0.002337	NP Intra (NDs) 1 of 2
Zinc (mg/L)	GWC-7	0.015	n/a	2/27/2023	0.015ND	No	28	n/a	n/a	92.86	n/a	n/a	0.002337	NP Intra (NDs) 1 of 2
Zinc (mg/L)	GWC-8A	0.085	n/a	2/27/2023	0.016	No	25	n/a	n/a	48	n/a	n/a	0.002832	NP Intra (normality) 1 of 2
Zinc (mg/L)	GWC-9	0.015	n/a	2/27/2023	0.015ND	No	28	n/a	n/a	96.43	n/a	n/a	0.002337	NP Intra (NDs) 1 of 2

Within Limit

Prediction Limit Intrawell Non-parametric

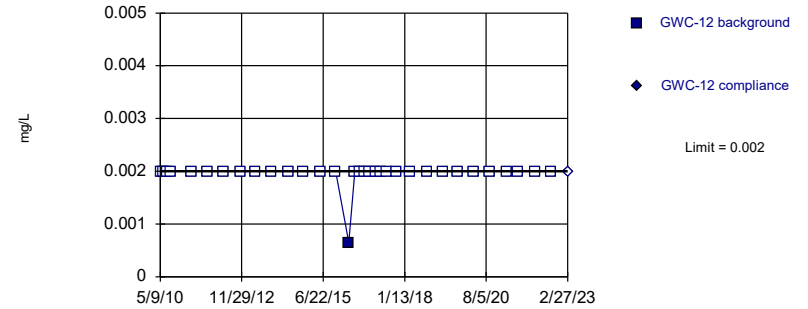


Non-parametric test used in lieu of parametric prediction limit because censored data exceeded 50%. Limit is highest of 33 background values. 96.97% NDs. Well-constituent pair annual alpha = 0.003399. Individual comparison alpha = 0.001701 (1 of 2).

Constituent: Antimony, Total Analysis Run 5/17/2023 1:00 PM View: Appendix I - Intrawell
Plant Scherer Client: Southern Company Data: Scherer Cell 1-CCR

Within Limit

Prediction Limit Intrawell Non-parametric

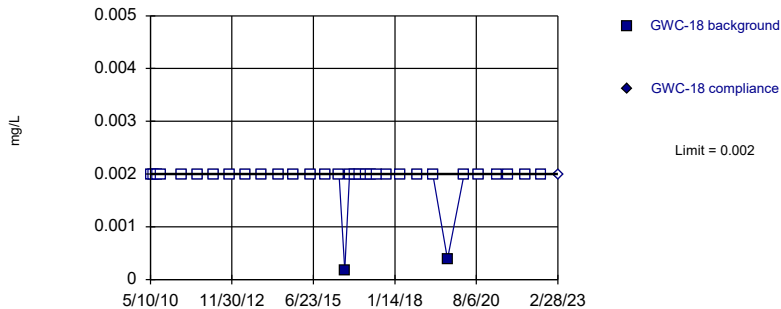


Non-parametric test used in lieu of parametric prediction limit because censored data exceeded 50%. Limit is highest of 33 background values. 96.97% NDs. Well-constituent pair annual alpha = 0.003399. Individual comparison alpha = 0.001701 (1 of 2).

Constituent: Antimony, Total Analysis Run 5/17/2023 1:00 PM View: Appendix I - Intrawell
Plant Scherer Client: Southern Company Data: Scherer Cell 1-CCR

Within Limit

Prediction Limit Intrawell Non-parametric

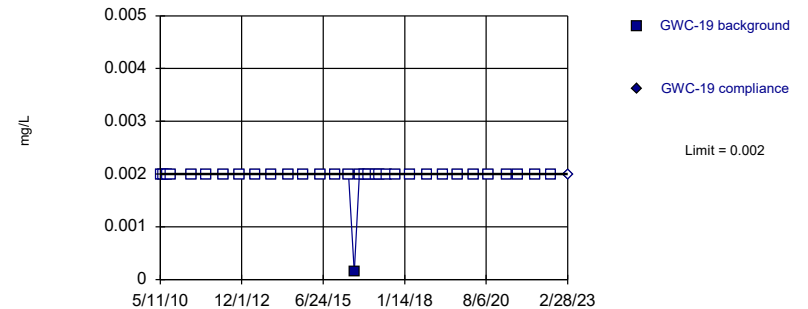


Non-parametric test used in lieu of parametric prediction limit because censored data exceeded 50%. Limit is highest of 33 background values. 93.94% NDs. Well-constituent pair annual alpha = 0.003399. Individual comparison alpha = 0.001701 (1 of 2).

Constituent: Antimony, Total Analysis Run 5/17/2023 1:00 PM View: Appendix I - Intrawell
Plant Scherer Client: Southern Company Data: Scherer Cell 1-CCR

Within Limit

Prediction Limit Intrawell Non-parametric

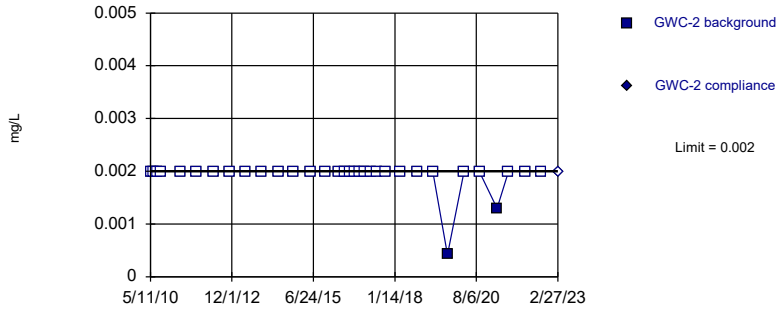


Non-parametric test used in lieu of parametric prediction limit because censored data exceeded 50%. Limit is highest of 33 background values. 96.97% NDs. Well-constituent pair annual alpha = 0.003399. Individual comparison alpha = 0.001701 (1 of 2).

Constituent: Antimony, Total Analysis Run 5/17/2023 1:00 PM View: Appendix I - Intrawell
Plant Scherer Client: Southern Company Data: Scherer Cell 1-CCR

Within Limit

Prediction Limit Intrawell Non-parametric

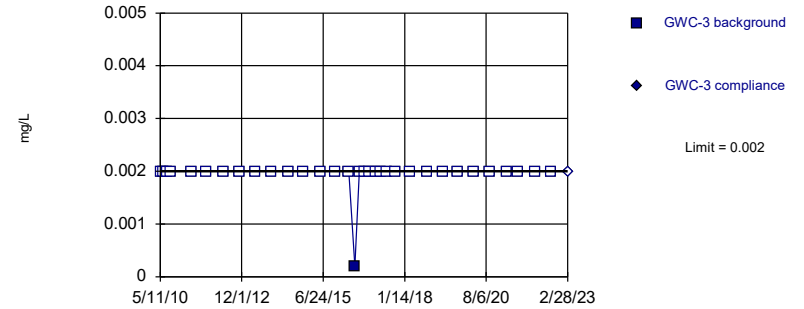


Non-parametric test used in lieu of parametric prediction limit because censored data exceeded 50%. Limit is highest of 33 background values. 93.94% NDs. Well-constituent pair annual alpha = 0.003399. Individual comparison alpha = 0.001701 (1 of 2).

Constituent: Antimony, Total Analysis Run 5/17/2023 1:00 PM View: Appendix I - Intrawell
Plant Scherer Client: Southern Company Data: Scherer Cell 1-CCR

Within Limit

Prediction Limit Intrawell Non-parametric

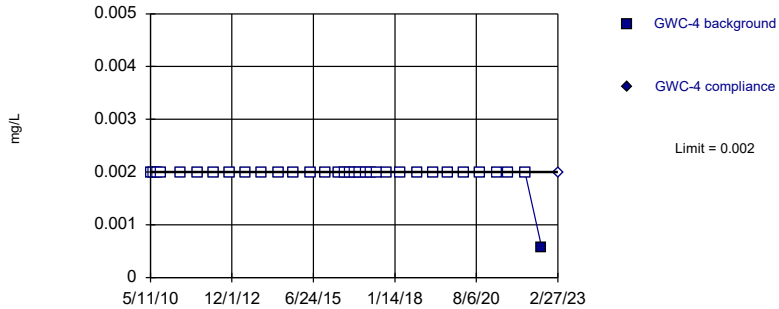


Non-parametric test used in lieu of parametric prediction limit because censored data exceeded 50%. Limit is highest of 33 background values. 96.97% NDs. Well-constituent pair annual alpha = 0.003399. Individual comparison alpha = 0.001701 (1 of 2).

Constituent: Antimony, Total Analysis Run 5/17/2023 1:00 PM View: Appendix I - Intrawell
Plant Scherer Client: Southern Company Data: Scherer Cell 1-CCR

Within Limit

Prediction Limit Intrawell Non-parametric

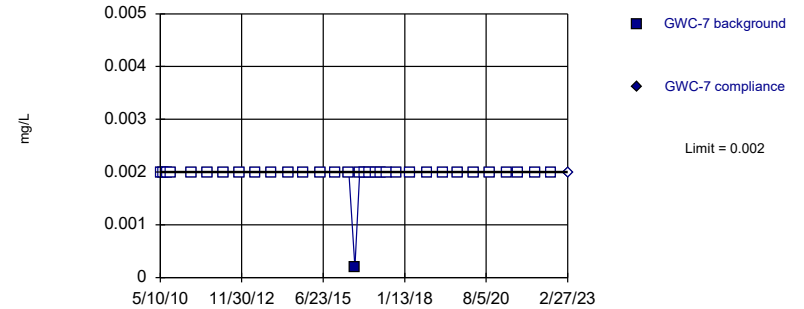


Non-parametric test used in lieu of parametric prediction limit because censored data exceeded 50%. Limit is highest of 33 background values. 96.97% NDs. Well-constituent pair annual alpha = 0.003399. Individual comparison alpha = 0.001701 (1 of 2).

Constituent: Antimony, Total Analysis Run 5/17/2023 1:00 PM View: Appendix I - Intrawell
Plant Scherer Client: Southern Company Data: Scherer Cell 1-CCR

Within Limit

Prediction Limit Intrawell Non-parametric

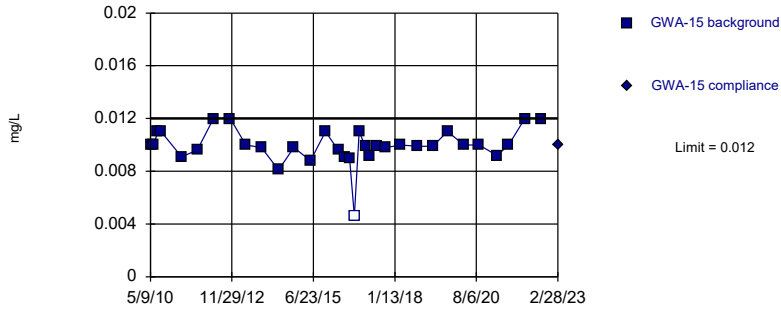


Non-parametric test used in lieu of parametric prediction limit because censored data exceeded 50%. Limit is highest of 33 background values. 96.97% NDs. Well-constituent pair annual alpha = 0.003399. Individual comparison alpha = 0.001701 (1 of 2).

Constituent: Antimony, Total Analysis Run 5/17/2023 1:00 PM View: Appendix I - Intrawell
Plant Scherer Client: Southern Company Data: Scherer Cell 1-CCR

Within Limit

Prediction Limit
Intrawell Non-parametric

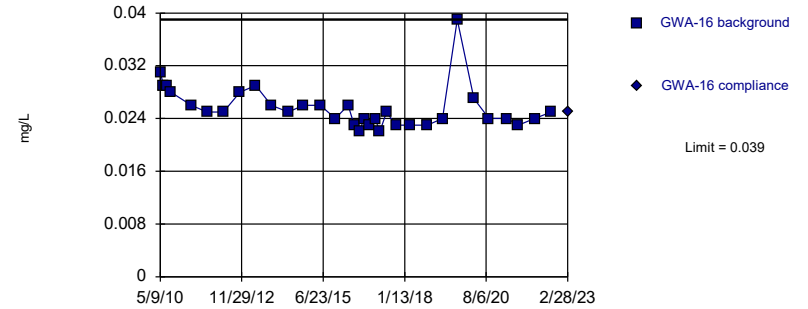


Non-parametric test used in lieu of parametric prediction limit because the Shapiro Wilk normality test showed the data to be non-normal at the 0.01 alpha level. Limit is highest of 33 background values. 3.03% NDs. Well-constituent pair annual alpha = 0.003399. Individual comparison alpha = 0.001701 (1 of 2).

Constituent: Barium, Total Analysis Run 5/17/2023 1:00 PM View: Appendix I - Intrawell
Plant Scherer Client: Southern Company Data: Scherer Cell 1-CCR

Within Limit

Prediction Limit
Intrawell Non-parametric

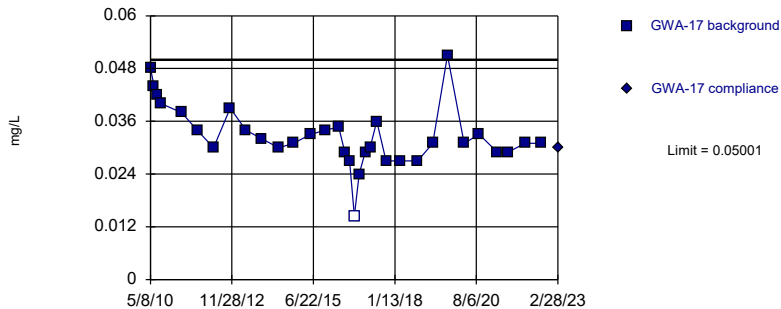


Non-parametric test used in lieu of parametric prediction limit because the Shapiro Wilk normality test showed the data to be non-normal at the 0.01 alpha level. Limit is highest of 33 background values. Well-constituent pair annual alpha = 0.003399. Individual comparison alpha = 0.001701 (1 of 2).

Constituent: Barium, Total Analysis Run 5/17/2023 1:00 PM View: Appendix I - Intrawell
Plant Scherer Client: Southern Company Data: Scherer Cell 1-CCR

Within Limit

Prediction Limit
Intrawell Parametric

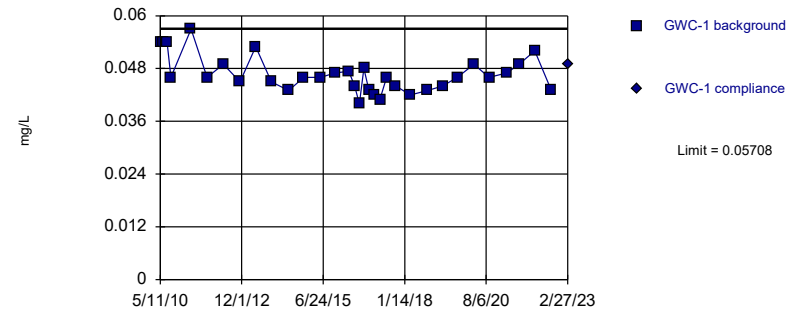


Background Data Summary: Mean=0.03273, Std. Dev.=0.006966, n=33, 3.03% NDs. Normality test: Shapiro Wilk @alpha = 0.01, calculated = 0.9333, critical = 0.906. Kappa = 2.481 (c=16, w=17, 1 of 2, event alpha = 0.05132). Report alpha = 0.0001937.

Constituent: Barium, Total Analysis Run 5/17/2023 1:00 PM View: Appendix I - Intrawell
Plant Scherer Client: Southern Company Data: Scherer Cell 1-CCR

Within Limit

Prediction Limit
Intrawell Parametric

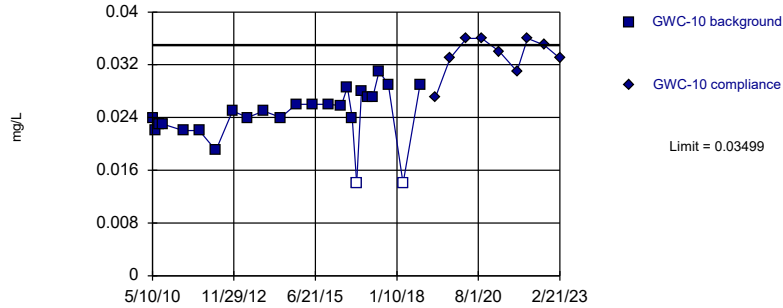


Background Data Summary: Mean=0.04671, Std. Dev.=0.004181, n=33. Normality test: Shapiro Wilk @alpha = 0.01, calculated = 0.9285, critical = 0.906. Kappa = 2.481 (c=16, w=17, 1 of 2, event alpha = 0.05132). Report alpha = 0.0001937.

Constituent: Barium, Total Analysis Run 5/17/2023 1:00 PM View: Appendix I - Intrawell
Plant Scherer Client: Southern Company Data: Scherer Cell 1-CCR

Within Limit

Prediction Limit
Intrawell Parametric

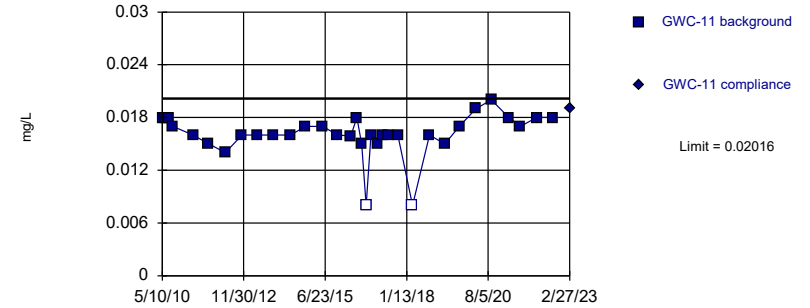


Background Data Summary: Mean=0.02434, Std. Dev.=0.004121, n=25, 8% NDs. Normality test: Shapiro Wilk @alpha = 0.01, calculated = 0.9043, critical = 0.888. Kappa = 2.585 (c=16, w=17, 1 of 2, event alpha = 0.05132). Report alpha = 0.0001937.

Constituent: Barium, Total Analysis Run 5/17/2023 1:00 PM View: Appendix I - Intrawell
Plant Scherer Client: Southern Company Data: Scherer Cell 1-CCR

Within Limit

Prediction Limit
Intrawell Parametric

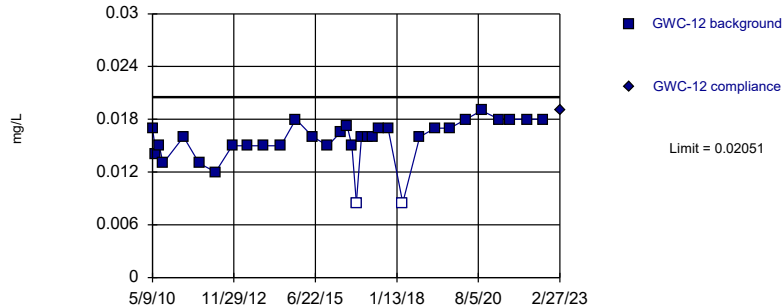


Background Data Summary (based on cube transformation): Mean=0.000004442, Std. Dev.=0.00000151, n=33, 6.061% NDs. Normality test: Shapiro Wilk @alpha = 0.01, calculated = 0.9105, critical = 0.906. Kappa = 2.481 (c=16, w=17, 1 of 2, event alpha = 0.05132). Report alpha = 0.0001937.

Constituent: Barium, Total Analysis Run 5/17/2023 1:00 PM View: Appendix I - Intrawell
Plant Scherer Client: Southern Company Data: Scherer Cell 1-CCR

Within Limit

Prediction Limit
Intrawell Parametric

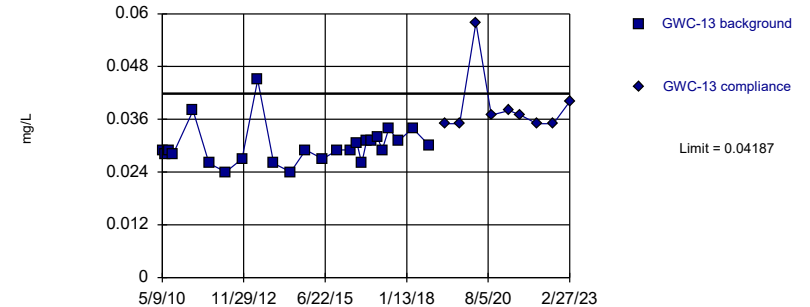


Background Data Summary (based on square transformation): Mean=0.0002503, Std. Dev.=0.00006867, n=33, 6.061% NDs. Normality test: Shapiro Wilk @alpha = 0.01, calculated = 0.912, critical = 0.906. Kappa = 2.481 (c=16, w=17, 1 of 2, event alpha = 0.05132). Report alpha = 0.0001937.

Constituent: Barium, Total Analysis Run 5/17/2023 1:00 PM View: Appendix I - Intrawell
Plant Scherer Client: Southern Company Data: Scherer Cell 1-CCR

Within Limit

Prediction Limit
Intrawell Parametric

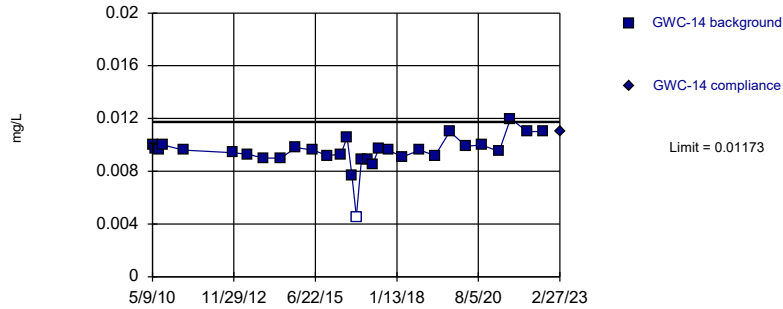


Background Data Summary (based on cube root transformation): Mean=0.3096, Std. Dev.=0.01457, n=25. Normality test: Shapiro Wilk @alpha = 0.01, calculated = 0.8937, critical = 0.888. Kappa = 2.585 (c=16, w=17, 1 of 2, event alpha = 0.05132). Report alpha = 0.0001937.

Constituent: Barium, Total Analysis Run 5/17/2023 1:00 PM View: Appendix I - Intrawell
Plant Scherer Client: Southern Company Data: Scherer Cell 1-CCR

Within Limit

Prediction Limit
Intrawell Parametric

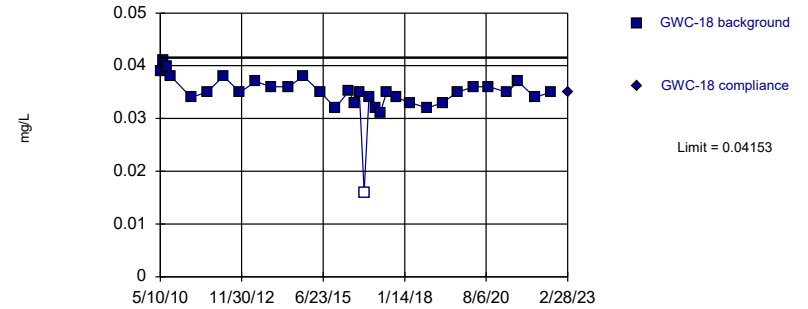


Background Data Summary (based on cube transformation): Mean=8.9e-7, Std. Dev.=2.9e-7, n=31, 3.226% NDs. Normality test: Shapiro Wilk @alpha = 0.01, calculated = 0.9162, critical = 0.902. Kappa = 2.5 (c=16, w=17, 1 of 2, event alpha = 0.05132). Report alpha = 0.0001937.

Constituent: Barium, Total Analysis Run 5/17/2023 1:00 PM View: Appendix I - Intrawell
Plant Scherer Client: Southern Company Data: Scherer Cell 1-CCR

Within Limit

Prediction Limit
Intrawell Parametric

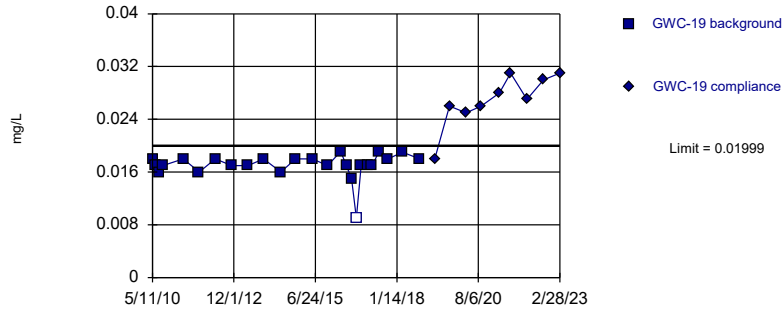


Background Data Summary (based on cube transformation): Mean=0.00004329, Std. Dev.=0.00001142, n=33, 3.03% NDs. Normality test: Shapiro Wilk @alpha = 0.01, calculated = 0.9206, critical = 0.906. Kappa = 2.481 (c=16, w=17, 1 of 2, event alpha = 0.05132). Report alpha = 0.0001937.

Constituent: Barium, Total Analysis Run 5/17/2023 1:00 PM View: Appendix I - Intrawell
Plant Scherer Client: Southern Company Data: Scherer Cell 1-CCR

Exceeds Limit

Prediction Limit
Intrawell Parametric

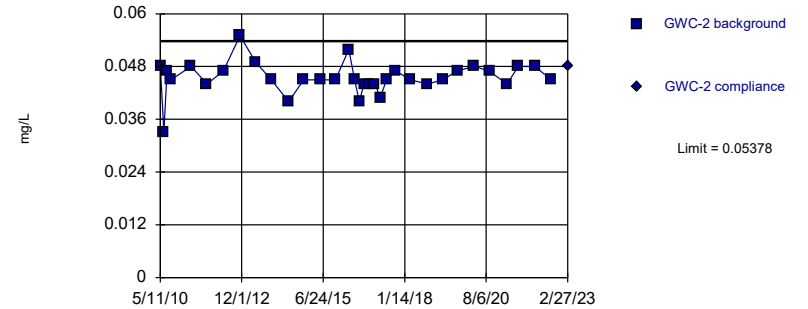


Background Data Summary (based on x^4 transformation): Mean=9.0e-8, Std. Dev.=2.7e-8, n=25, 4% NDs. Normality test: Shapiro Wilk @alpha = 0.01, calculated = 0.8905, critical = 0.888. Kappa = 2.585 (c=16, w=17, 1 of 2, event alpha = 0.05132). Report alpha = 0.0001937.

Constituent: Barium, Total Analysis Run 5/17/2023 1:00 PM View: Appendix I - Intrawell
Plant Scherer Client: Southern Company Data: Scherer Cell 1-CCR

Within Limit

Prediction Limit
Intrawell Parametric

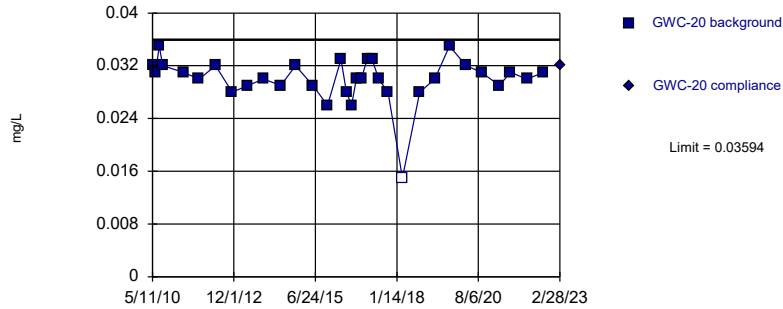


Background Data Summary (based on square transformation): Mean=0.002076, Std. Dev.=0.000329, n=33. Normality test: Shapiro Wilk @alpha = 0.01, calculated = 0.9084, critical = 0.906. Kappa = 2.481 (c=16, w=17, 1 of 2, event alpha = 0.05132). Report alpha = 0.0001937.

Constituent: Barium, Total Analysis Run 5/17/2023 1:00 PM View: Appendix I - Intrawell
Plant Scherer Client: Southern Company Data: Scherer Cell 1-CCR

Within Limit

Prediction Limit
Intrawell Parametric

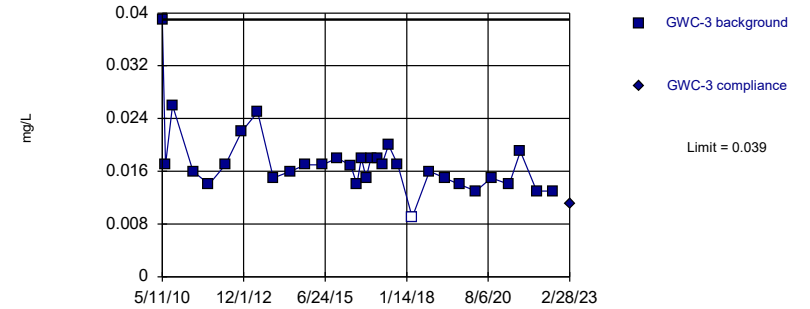


Background Data Summary (based on cube transformation): Mean=0.00002786, Std. Dev.=0.000007479, n=33, 3.03% NDs. Normality test: Shapiro Wilk @alpha = 0.01, calculated = 0.9375, critical = 0.906. Kappa = 2.481 (c=16, w=17, 1 of 2, event alpha = 0.05132). Report alpha = 0.0001937.

Constituent: Barium, Total Analysis Run 5/17/2023 1:00 PM View: Appendix I - Intrawell
Plant Scherer Client: Southern Company Data: Scherer Cell 1-CCR

Within Limit

Prediction Limit
Intrawell Non-parametric

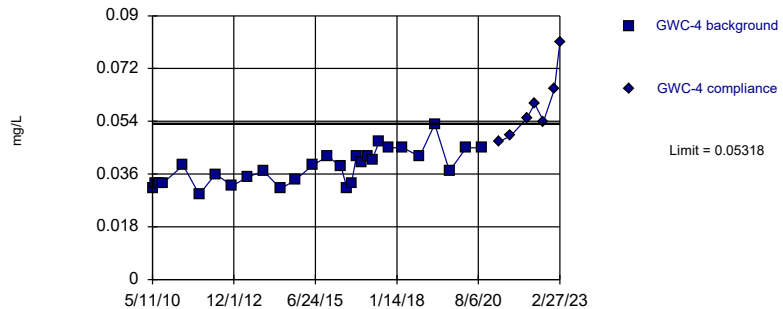


Non-parametric test used in lieu of parametric prediction limit because the Shapiro Wilk normality test showed the data to be non-normal at the 0.01 alpha level. Limit is highest of 32 background values. 3.125% NDs. Well-constituent pair annual alpha = 0.003603. Individual comparison alpha = 0.001803 (1 of 2).

Constituent: Barium, Total Analysis Run 5/17/2023 1:00 PM View: Appendix I - Intrawell
Plant Scherer Client: Southern Company Data: Scherer Cell 1-CCR

Exceeds Limit

Prediction Limit
Intrawell Parametric

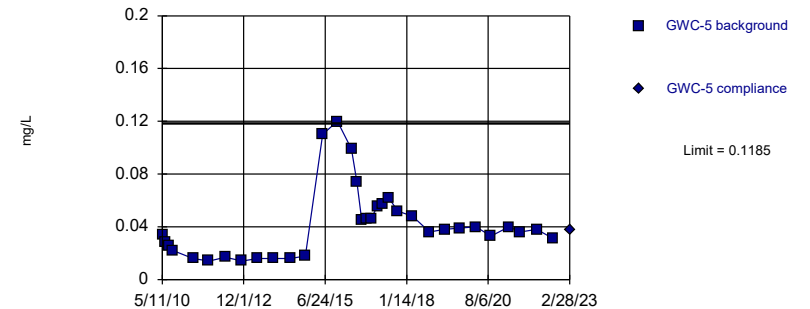


Background Data Summary: Mean=0.0383, Std. Dev.=0.005897, n=29. Normality test: Shapiro Wilk @alpha = 0.01, calculated = 0.9543, critical = 0.898. Kappa = 2.524 (c=16, w=17, 1 of 2, event alpha = 0.05132). Report alpha = 0.0001937.

Constituent: Barium, Total Analysis Run 5/17/2023 1:00 PM View: Appendix I - Intrawell
Plant Scherer Client: Southern Company Data: Scherer Cell 1-CCR

Within Limit

Prediction Limit
Intrawell Parametric

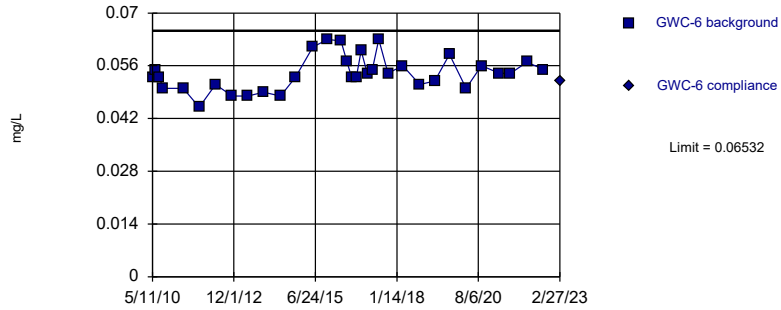


Background Data Summary (based on square root transformation): Mean=0.196, Std. Dev.=0.05974, n=33. Normality test: Shapiro Wilk @alpha = 0.01, calculated = 0.9162, critical = 0.906. Kappa = 2.481 (c=16, w=17, 1 of 2, event alpha = 0.05132). Report alpha = 0.0001937.

Constituent: Barium, Total Analysis Run 5/17/2023 1:01 PM View: Appendix I - Intrawell
Plant Scherer Client: Southern Company Data: Scherer Cell 1-CCR

Within Limit

Prediction Limit Intrawell Parametric

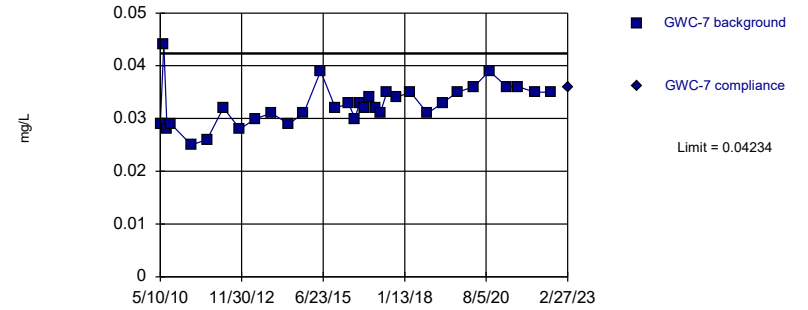


Background Data Summary: Mean=0.05402, Std. Dev.=0.004555, n=33. Normality test: Shapiro Wilk @alpha = 0.01, calculated = 0.9593, critical = 0.906. Kappa = 2.481 (c=16, w=17, 1 of 2, event alpha = 0.05132). Report alpha = 0.0001937.

Constituent: Barium, Total Analysis Run 5/17/2023 1:01 PM View: Appendix I - Intrawell
Plant Scherer Client: Southern Company Data: Scherer Cell 1-CCR

Within Limit

Prediction Limit Intrawell Parametric

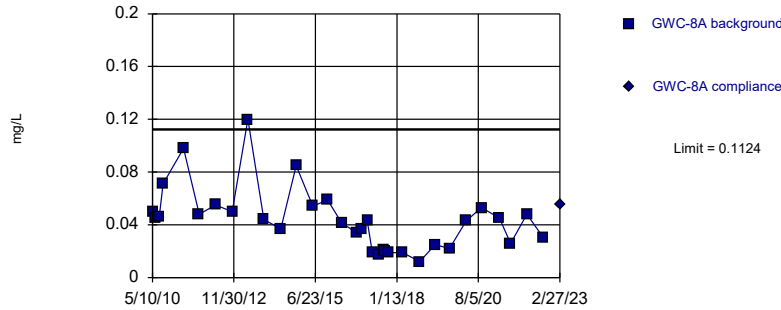


Background Data Summary: Mean=0.03266, Std. Dev.=0.003902, n=33. Normality test: Shapiro Wilk @alpha = 0.01, calculated = 0.9702, critical = 0.906. Kappa = 2.481 (c=16, w=17, 1 of 2, event alpha = 0.05132). Report alpha = 0.0001937.

Constituent: Barium, Total Analysis Run 5/17/2023 1:01 PM View: Appendix I - Intrawell
Plant Scherer Client: Southern Company Data: Scherer Cell 1-CCR

Within Limit

Prediction Limit Intrawell Parametric

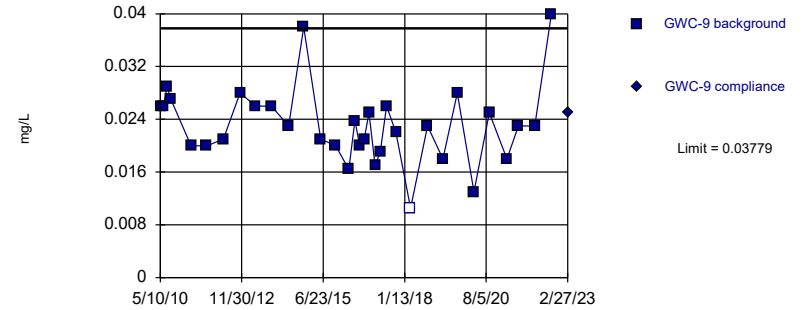


Background Data Summary (based on square root transformation): Mean=0.2018, Std. Dev.=0.05378, n=33. Normality test: Shapiro Wilk @alpha = 0.01, calculated = 0.948, critical = 0.906. Kappa = 2.481 (c=16, w=17, 1 of 2, event alpha = 0.05132). Report alpha = 0.0001937.

Constituent: Barium, Total Analysis Run 5/17/2023 1:01 PM View: Appendix I - Intrawell
Plant Scherer Client: Southern Company Data: Scherer Cell 1-CCR

Within Limit

Prediction Limit Intrawell Parametric

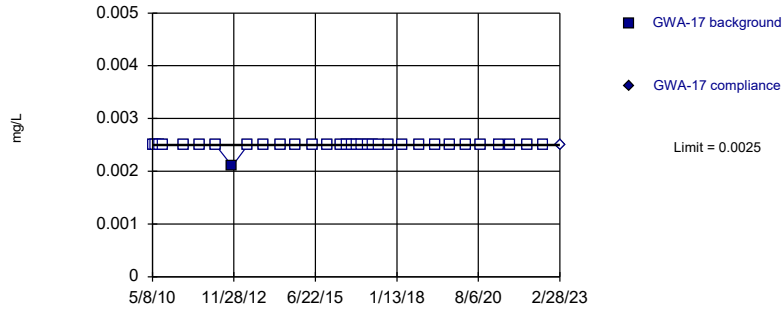


Background Data Summary: Mean=0.02311, Std. Dev.=0.005916, n=33, 3.03% NDs. Normality test: Shapiro Wilk @alpha = 0.01, calculated = 0.9377, critical = 0.906. Kappa = 2.481 (c=16, w=17, 1 of 2, event alpha = 0.05132). Report alpha = 0.0001937.

Constituent: Barium, Total Analysis Run 5/17/2023 1:01 PM View: Appendix I - Intrawell
Plant Scherer Client: Southern Company Data: Scherer Cell 1-CCR

Within Limit

Prediction Limit Intrawell Non-parametric

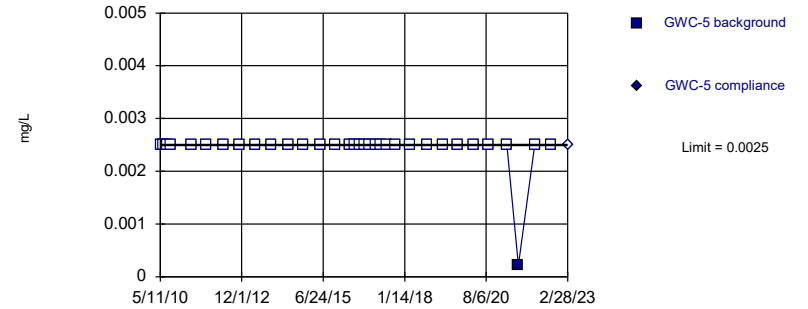


Non-parametric test used in lieu of parametric prediction limit because censored data exceeded 50%. Limit is highest of 33 background values. 96.97% NDs. Well-constituent pair annual alpha = 0.003399. Individual comparison alpha = 0.001701 (1 of 2).

Constituent: Beryllium, Total Analysis Run 5/17/2023 1:01 PM View: Appendix I - Intrawell
Plant Scherer Client: Southern Company Data: Scherer Cell 1-CCR

Within Limit

Prediction Limit Intrawell Non-parametric

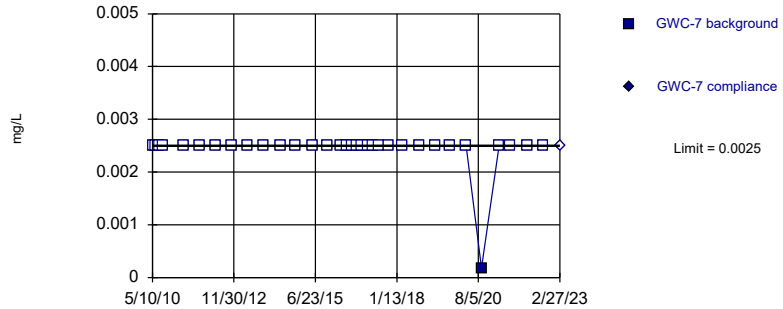


Non-parametric test used in lieu of parametric prediction limit because censored data exceeded 50%. Limit is highest of 33 background values. 96.97% NDs. Well-constituent pair annual alpha = 0.003399. Individual comparison alpha = 0.001701 (1 of 2).

Constituent: Beryllium, Total Analysis Run 5/17/2023 1:01 PM View: Appendix I - Intrawell
Plant Scherer Client: Southern Company Data: Scherer Cell 1-CCR

Within Limit

Prediction Limit Intrawell Non-parametric

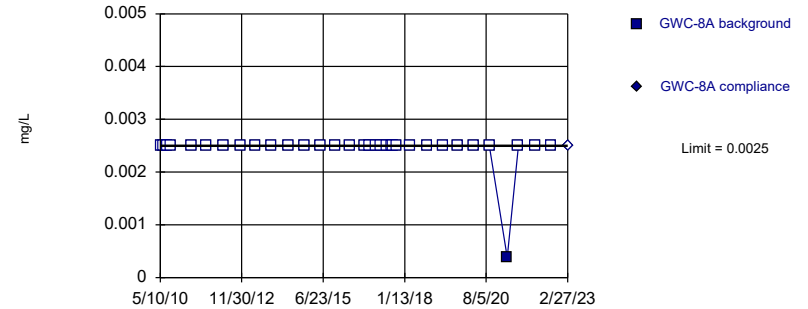


Non-parametric test used in lieu of parametric prediction limit because censored data exceeded 50%. Limit is highest of 33 background values. 96.97% NDs. Well-constituent pair annual alpha = 0.003399. Individual comparison alpha = 0.001701 (1 of 2).

Constituent: Beryllium, Total Analysis Run 5/17/2023 1:01 PM View: Appendix I - Intrawell
Plant Scherer Client: Southern Company Data: Scherer Cell 1-CCR

Within Limit

Prediction Limit Intrawell Non-parametric

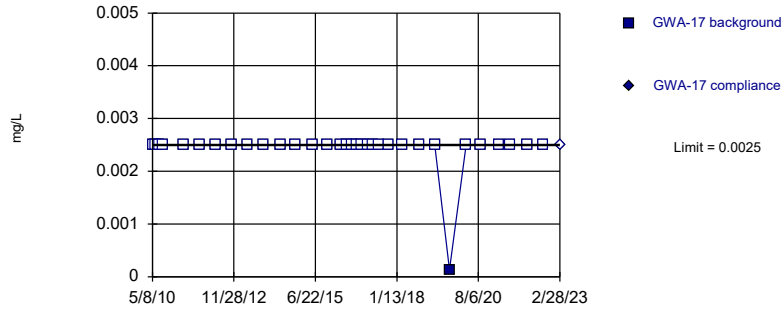


Non-parametric test used in lieu of parametric prediction limit because censored data exceeded 50%. Limit is highest of 33 background values. 96.97% NDs. Well-constituent pair annual alpha = 0.003399. Individual comparison alpha = 0.001701 (1 of 2).

Constituent: Beryllium, Total Analysis Run 5/17/2023 1:01 PM View: Appendix I - Intrawell
Plant Scherer Client: Southern Company Data: Scherer Cell 1-CCR

Within Limit

Prediction Limit Intrawell Non-parametric

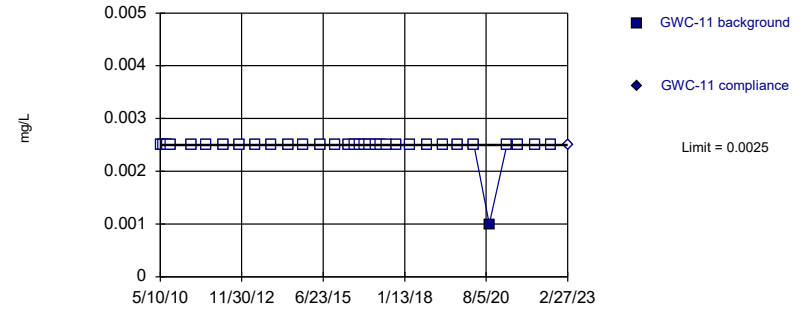


Non-parametric test used in lieu of parametric prediction limit because censored data exceeded 50%. Limit is highest of 33 background values. 96.97% NDs. Well-constituent pair annual alpha = 0.003399. Individual comparison alpha = 0.001701 (1 of 2).

Constituent: Cadmium, Total Analysis Run 5/17/2023 1:01 PM View: Appendix I - Intrawell
Plant Scherer Client: Southern Company Data: Scherer Cell 1-CCR

Within Limit

Prediction Limit Intrawell Non-parametric

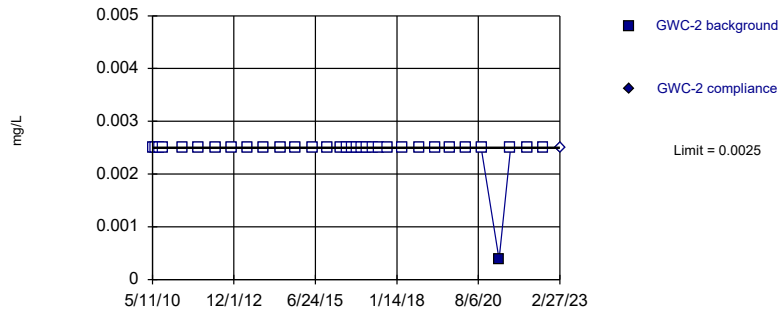


Non-parametric test used in lieu of parametric prediction limit because censored data exceeded 50%. Limit is highest of 33 background values. 96.97% NDs. Well-constituent pair annual alpha = 0.003399. Individual comparison alpha = 0.001701 (1 of 2).

Constituent: Cadmium, Total Analysis Run 5/17/2023 1:01 PM View: Appendix I - Intrawell
Plant Scherer Client: Southern Company Data: Scherer Cell 1-CCR

Within Limit

Prediction Limit Intrawell Non-parametric

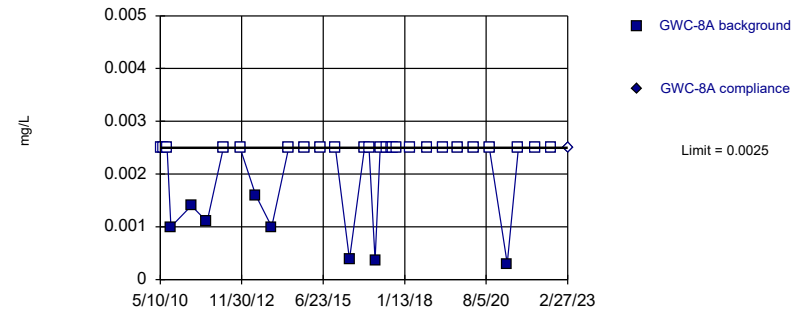


Non-parametric test used in lieu of parametric prediction limit because censored data exceeded 50%. Limit is highest of 33 background values. 96.97% NDs. Well-constituent pair annual alpha = 0.003399. Individual comparison alpha = 0.001701 (1 of 2).

Constituent: Cadmium, Total Analysis Run 5/17/2023 1:01 PM View: Appendix I - Intrawell
Plant Scherer Client: Southern Company Data: Scherer Cell 1-CCR

Within Limit

Prediction Limit Intrawell Non-parametric

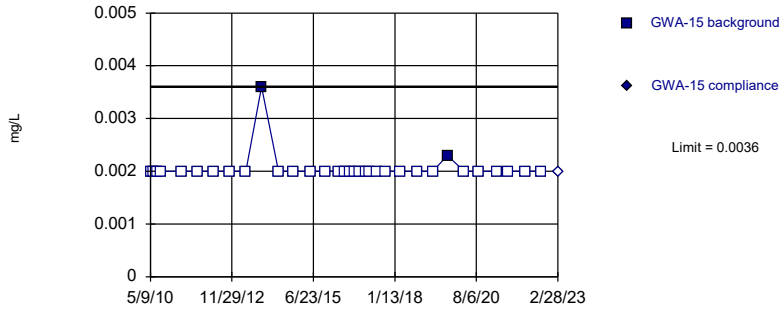


Non-parametric test used in lieu of parametric prediction limit because censored data exceeded 50%. Limit is highest of 33 background values. 75.76% NDs. Well-constituent pair annual alpha = 0.003399. Individual comparison alpha = 0.001701 (1 of 2).

Constituent: Cadmium, Total Analysis Run 5/17/2023 1:01 PM View: Appendix I - Intrawell
Plant Scherer Client: Southern Company Data: Scherer Cell 1-CCR

Within Limit

Prediction Limit
Intrawell Non-parametric

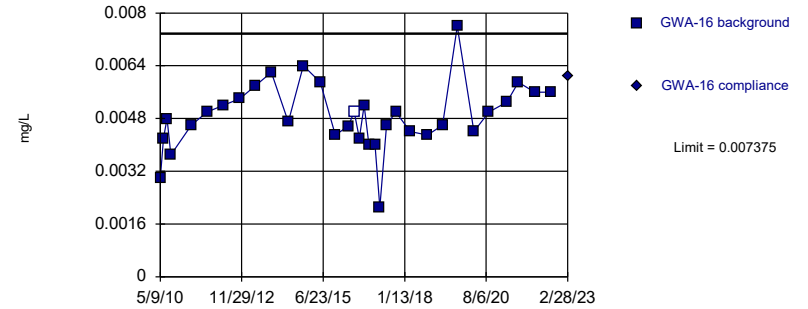


Non-parametric test used in lieu of parametric prediction limit because censored data exceeded 50%. Limit is highest of 33 background values. 93.94% NDs. Well-constituent pair annual alpha = 0.003399. Individual comparison alpha = 0.001701 (1 of 2).

Constituent: Chromium, Total Analysis Run 5/17/2023 1:01 PM View: Appendix I - Intrawell
Plant Scherer Client: Southern Company Data: Scherer Cell 1-CCR

Within Limit

Prediction Limit
Intrawell Parametric

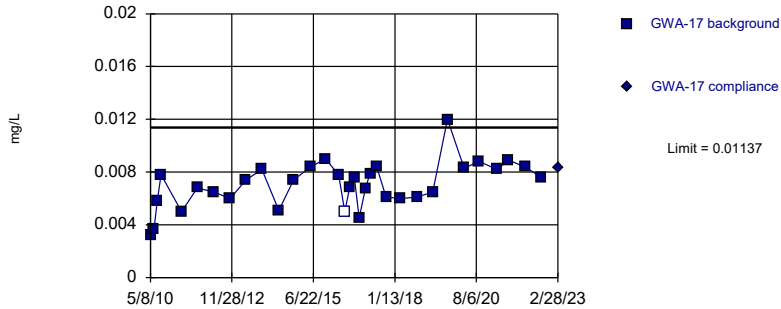


Background Data Summary: Mean=0.004866, Std. Dev.=0.001012, n=33, 3.03% NDs. Normality test: Shapiro Wilk @alpha = 0.01, calculated = 0.9729, critical = 0.906. Kappa = 2.481 (c=16, w=17, 1 of 2, event alpha = 0.05132). Report alpha = 0.0001937.

Constituent: Chromium, Total Analysis Run 5/17/2023 1:01 PM View: Appendix I - Intrawell
Plant Scherer Client: Southern Company Data: Scherer Cell 1-CCR

Within Limit

Prediction Limit
Intrawell Parametric

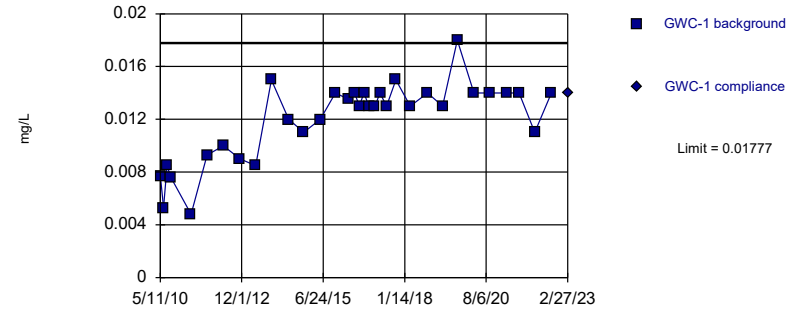


Background Data Summary: Mean=0.007027, Std. Dev.=0.001753, n=33, 3.03% NDs. Normality test: Shapiro Wilk @alpha = 0.01, calculated = 0.9666, critical = 0.906. Kappa = 2.481 (c=16, w=17, 1 of 2, event alpha = 0.05132). Report alpha = 0.0001937.

Constituent: Chromium, Total Analysis Run 5/17/2023 1:01 PM View: Appendix I - Intrawell
Plant Scherer Client: Southern Company Data: Scherer Cell 1-CCR

Within Limit

Prediction Limit
Intrawell Parametric

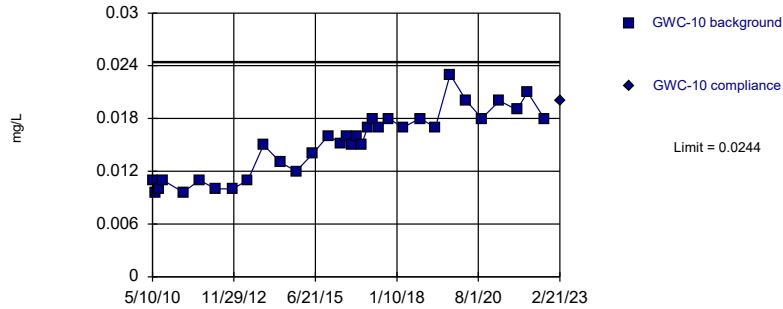


Background Data Summary (based on square transformation): Mean=0.0001527, Std. Dev.=0.00006579, n=33. Normality test: Shapiro Wilk @alpha = 0.01, calculated = 0.9222, critical = 0.906. Kappa = 2.481 (c=16, w=17, 1 of 2, event alpha = 0.05132). Report alpha = 0.0001937.

Constituent: Chromium, Total Analysis Run 5/17/2023 1:01 PM View: Appendix I - Intrawell
Plant Scherer Client: Southern Company Data: Scherer Cell 1-CCR

Within Limit

Prediction Limit Intrawell Parametric

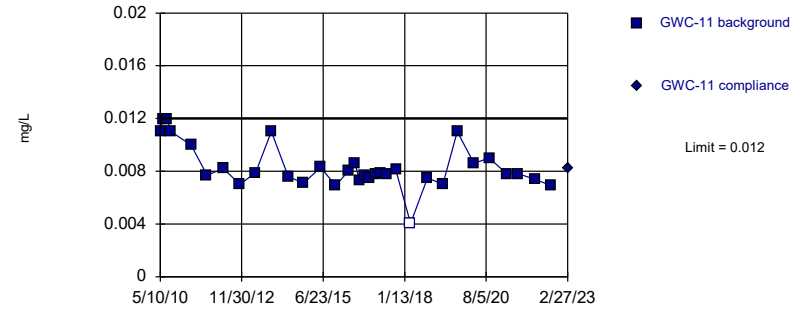


Background Data Summary: Mean=0.01519, Std. Dev.=0.003713, n=33. Normality test: Shapiro Wilk @alpha = 0.01, calculated = 0.9394, critical = 0.906. Kappa = 2.481 (c=16, w=17, 1 of 2, event alpha = 0.05132). Report alpha = 0.0001937.

Constituent: Chromium, Total Analysis Run 5/17/2023 1:01 PM View: Appendix I - Intrawell
Plant Scherer Client: Southern Company Data: Scherer Cell 1-CCR

Within Limit

Prediction Limit Intrawell Non-parametric

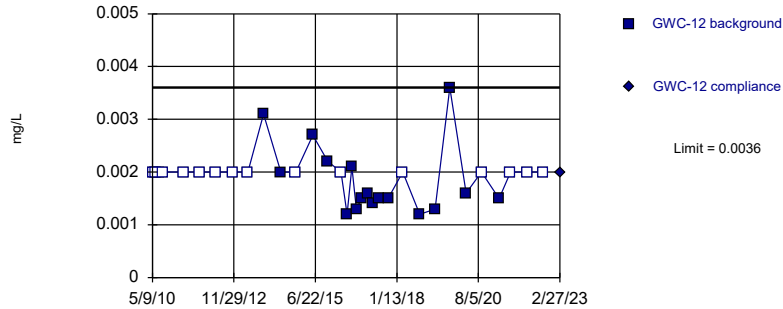


Non-parametric test used in lieu of parametric prediction limit because the Shapiro Wilk normality test showed the data to be non-normal at the 0.01 alpha level. Limit is highest of 33 background values. 3.03% NDs. Well-constituent pair annual alpha = 0.003399. Individual comparison alpha = 0.001701 (1 of 2).

Constituent: Chromium, Total Analysis Run 5/17/2023 1:01 PM View: Appendix I - Intrawell
Plant Scherer Client: Southern Company Data: Scherer Cell 1-CCR

Within Limit

Prediction Limit Intrawell Non-parametric

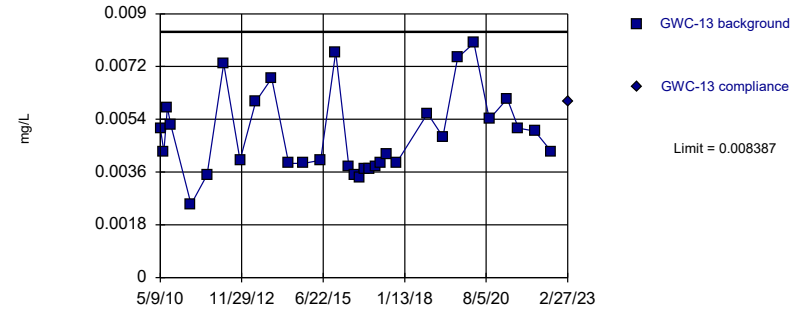


Non-parametric test used in lieu of parametric prediction limit because the Shapiro Wilk normality test showed the data to be non-normal at the 0.01 alpha level. Limit is highest of 33 background values. 45.45% NDs. Well-constituent pair annual alpha = 0.003399. Individual comparison alpha = 0.001701 (1 of 2).

Constituent: Chromium, Total Analysis Run 5/17/2023 1:01 PM View: Appendix I - Intrawell
Plant Scherer Client: Southern Company Data: Scherer Cell 1-CCR

Within Limit

Prediction Limit Intrawell Parametric

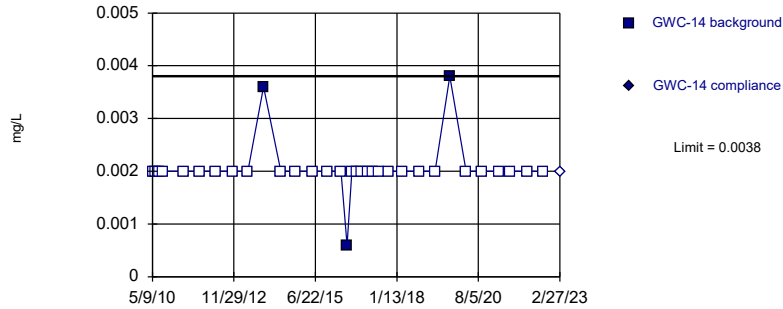


Background Data Summary: Mean=0.004866, Std. Dev.=0.001414, n=32. Normality test: Shapiro Wilk @alpha = 0.01, calculated = 0.9074, critical = 0.904. Kappa = 2.49 (c=16, w=17, 1 of 2, event alpha = 0.05132). Report alpha = 0.0001937.

Constituent: Chromium, Total Analysis Run 5/17/2023 1:01 PM View: Appendix I - Intrawell
Plant Scherer Client: Southern Company Data: Scherer Cell 1-CCR

Within Limit

Prediction Limit
Intrawell Non-parametric

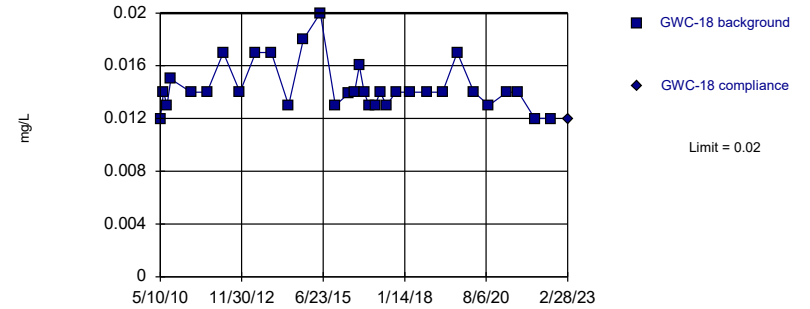


Non-parametric test used in lieu of parametric prediction limit because censored data exceeded 50%. Limit is highest of 33 background values. 90.91% NDs. Well-constituent pair annual alpha = 0.003399. Individual comparison alpha = 0.001701 (1 of 2).

Constituent: Chromium, Total Analysis Run 5/17/2023 1:01 PM View: Appendix I - Intrawell
Plant Scherer Client: Southern Company Data: Scherer Cell 1-CCR

Within Limit

Prediction Limit
Intrawell Non-parametric

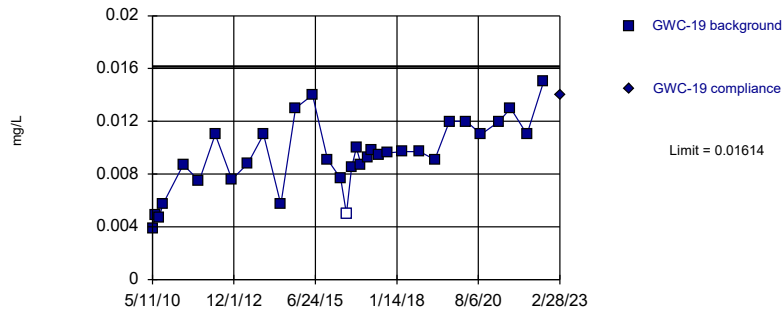


Non-parametric test used in lieu of parametric prediction limit because the Shapiro Wilk normality test showed the data to be non-normal at the 0.01 alpha level. Limit is highest of 33 background values. Well-constituent pair annual alpha = 0.003399. Individual comparison alpha = 0.001701 (1 of 2).

Constituent: Chromium, Total Analysis Run 5/17/2023 1:01 PM View: Appendix I - Intrawell
Plant Scherer Client: Southern Company Data: Scherer Cell 1-CCR

Within Limit

Prediction Limit
Intrawell Parametric

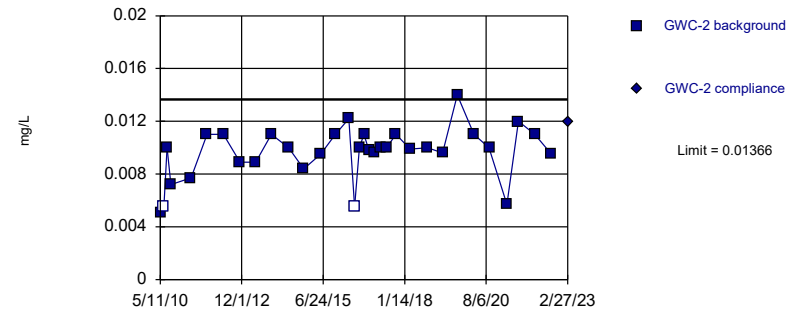


Background Data Summary: Mean=0.009335, Std. Dev.=0.002745, n=33, 3.03% NDs. Normality test: Shapiro Wilk @alpha = 0.01, calculated = 0.9697, critical = 0.906. Kappa = 2.481 (c=16, w=17, 1 of 2, event alpha = 0.05132). Report alpha = 0.0001937.

Constituent: Chromium, Total Analysis Run 5/17/2023 1:01 PM View: Appendix I - Intrawell
Plant Scherer Client: Southern Company Data: Scherer Cell 1-CCR

Within Limit

Prediction Limit
Intrawell Parametric

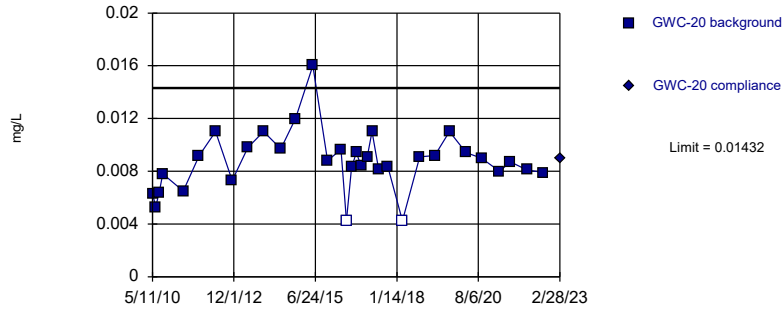


Background Data Summary (based on square transformation): Mean=0.00009621, Std. Dev.=0.0000364, n=33, 6.061% NDs. Normality test: Shapiro Wilk @alpha = 0.01, calculated = 0.9323, critical = 0.906. Kappa = 2.481 (c=16, w=17, 1 of 2, event alpha = 0.05132). Report alpha = 0.0001937.

Constituent: Chromium, Total Analysis Run 5/17/2023 1:01 PM View: Appendix I - Intrawell
Plant Scherer Client: Southern Company Data: Scherer Cell 1-CCR

Within Limit

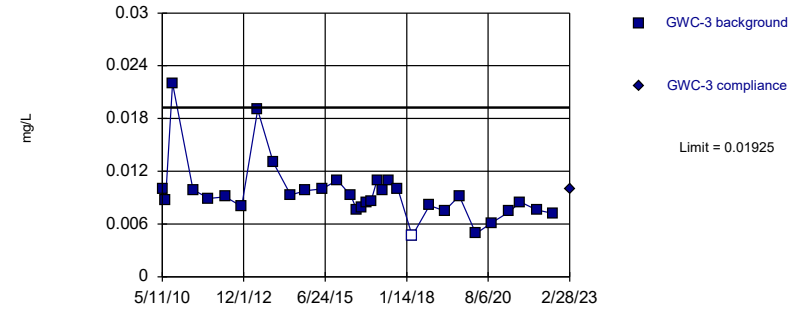
Prediction Limit
Intrawell Parametric



Background Data Summary: Mean=0.008735, Std. Dev.=0.002253, n=33, 6.061% NDs. Normality test: Shapiro Wilk @alpha = 0.01, calculated = 0.9385, critical = 0.906. Kappa = 2.481 (c=16, w=17, 1 of 2, event alpha = 0.05132). Report alpha = 0.0001937.

Within Limit

Prediction Limit
Intrawell Parametric



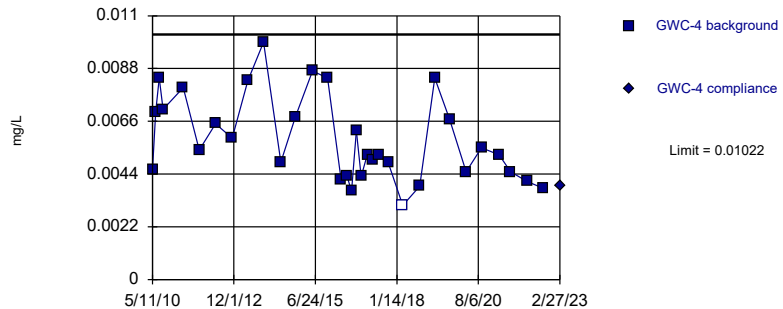
Background Data Summary (based on natural log transformation): Mean=4.706, Std. Dev.=0.3037, n=32, 3.125% NDs. Normality test: Shapiro Wilk @alpha = 0.01, calculated = 0.9069, critical = 0.904. Kappa = 2.49 (c=16, w=17, 1 of 2, event alpha = 0.05132). Report alpha = 0.0001937.

Constituent: Chromium, Total Analysis Run 5/17/2023 1:01 PM View: Appendix I - Intrawell
Plant Scherer Client: Southern Company Data: Scherer Cell 1-CCR

Constituent: Chromium, Total Analysis Run 5/17/2023 1:01 PM View: Appendix I - Intrawell
Plant Scherer Client: Southern Company Data: Scherer Cell 1-CCR

Within Limit

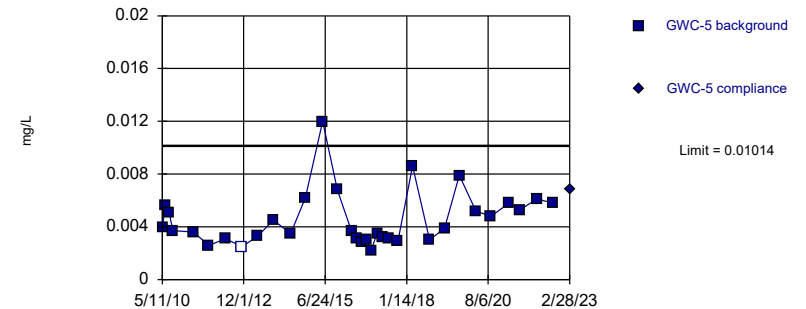
Prediction Limit
Intrawell Parametric



Background Data Summary: Mean=0.005836, Std. Dev.=0.001766, n=33, 3.03% NDs. Normality test: Shapiro Wilk @alpha = 0.01, calculated = 0.9302, critical = 0.906. Kappa = 2.481 (c=16, w=17, 1 of 2, event alpha = 0.05132). Report alpha = 0.0001937.

Within Limit

Prediction Limit
Intrawell Parametric



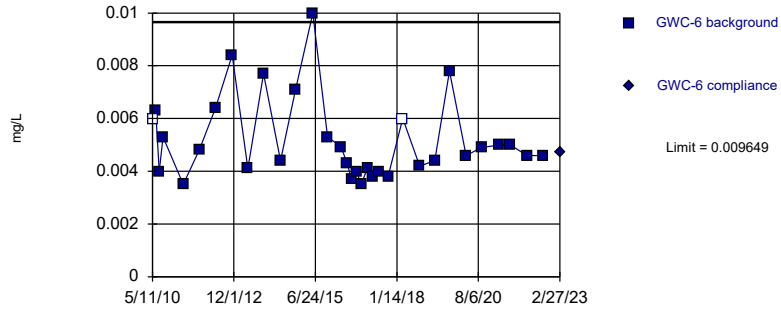
Background Data Summary (based on square root transformation): Mean=0.06609, Std. Dev.=0.01395, n=33, 3.03% NDs. Normality test: Shapiro Wilk @alpha = 0.01, calculated = 0.9075, critical = 0.906. Kappa = 2.481 (c=16, w=17, 1 of 2, event alpha = 0.05132). Report alpha = 0.0001937.

Constituent: Chromium, Total Analysis Run 5/17/2023 1:01 PM View: Appendix I - Intrawell
Plant Scherer Client: Southern Company Data: Scherer Cell 1-CCR

Constituent: Chromium, Total Analysis Run 5/17/2023 1:01 PM View: Appendix I - Intrawell
Plant Scherer Client: Southern Company Data: Scherer Cell 1-CCR

Within Limit

Prediction Limit
Intrawell Parametric

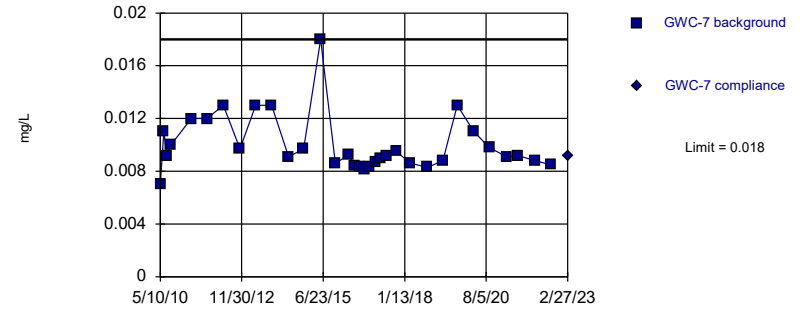


Background Data Summary (based on natural log transformation): Mean=-5.302, Std. Dev.=0.2667, n=33, 6.061% NDs. Normality test: Shapiro Wilk @alpha = 0.01, calculated = 0.9178, critical = 0.906. Kappa = 2.481 (c=16, w=17, 1 of 2, event alpha = 0.05132). Report alpha = 0.0001937.

Constituent: Chromium, Total Analysis Run 5/17/2023 1:01 PM View: Appendix I - Intrawell
Plant Scherer Client: Southern Company Data: Scherer Cell 1-CCR

Within Limit

Prediction Limit
Intrawell Non-parametric

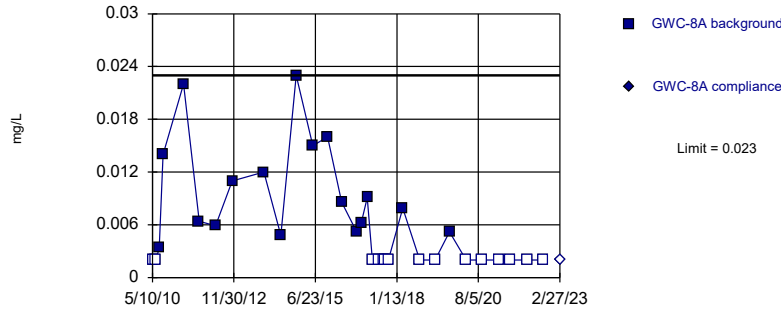


Non-parametric test used in lieu of parametric prediction limit because the Shapiro Wilk normality test showed the data to be non-normal at the 0.01 alpha level. Limit is highest of 33 background values. Well-constituent pair annual alpha = 0.003399. Individual comparison alpha = 0.001701 (1 of 2).

Constituent: Chromium, Total Analysis Run 5/17/2023 1:01 PM View: Appendix I - Intrawell
Plant Scherer Client: Southern Company Data: Scherer Cell 1-CCR

Within Limit

Prediction Limit
Intrawell Non-parametric

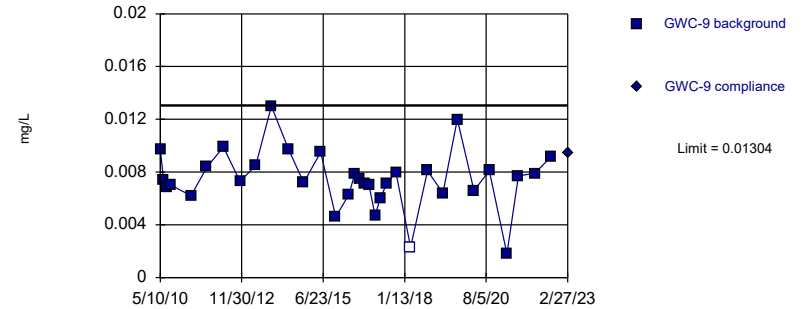


Non-parametric test used in lieu of parametric prediction limit because the Shapiro Wilk normality test showed the data to be non-normal at the 0.01 alpha level. Limit is highest of 32 background values. 46.88% NDs. Well-constituent pair annual alpha = 0.003603. Individual comparison alpha = 0.001803 (1 of 2).

Constituent: Chromium, Total Analysis Run 5/17/2023 1:01 PM View: Appendix I - Intrawell
Plant Scherer Client: Southern Company Data: Scherer Cell 1-CCR

Within Limit

Prediction Limit
Intrawell Parametric

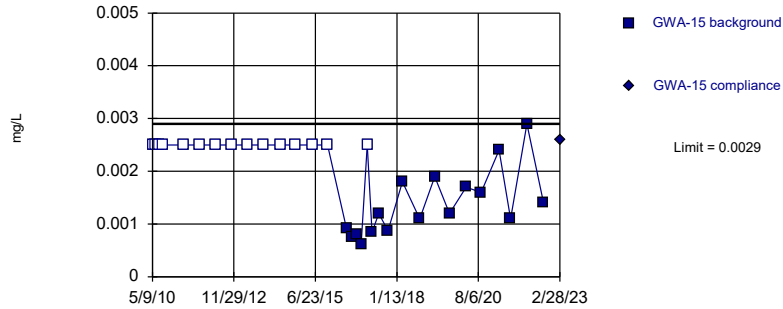


Background Data Summary: Mean=0.007481, Std. Dev.=0.002241, n=33, 3.03% NDs. Normality test: Shapiro Wilk @alpha = 0.01, calculated = 0.9456, critical = 0.906. Kappa = 2.481 (c=16, w=17, 1 of 2, event alpha = 0.05132). Report alpha = 0.0001937.

Constituent: Chromium, Total Analysis Run 5/17/2023 1:01 PM View: Appendix I - Intrawell
Plant Scherer Client: Southern Company Data: Scherer Cell 1-CCR

Within Limit

Prediction Limit
Intrawell Non-parametric

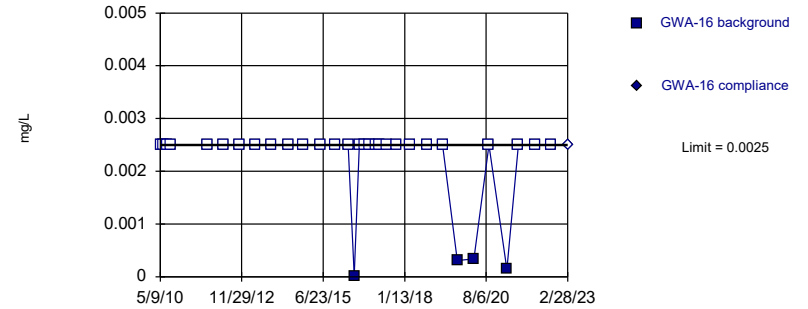


Non-parametric test used in lieu of parametric prediction limit because the Shapiro Wilk normality test showed the data to be non-normal at the 0.01 alpha level. Limit is highest of 32 background values. 46.88% NDs. Well-constituent pair annual alpha = 0.003603. Individual comparison alpha = 0.001803 (1 of 2).

Constituent: Cobalt, Total Analysis Run 5/17/2023 1:01 PM View: Appendix I - Intrawell
Plant Scherer Client: Southern Company Data: Scherer Cell 1-CCR

Within Limit

Prediction Limit
Intrawell Non-parametric

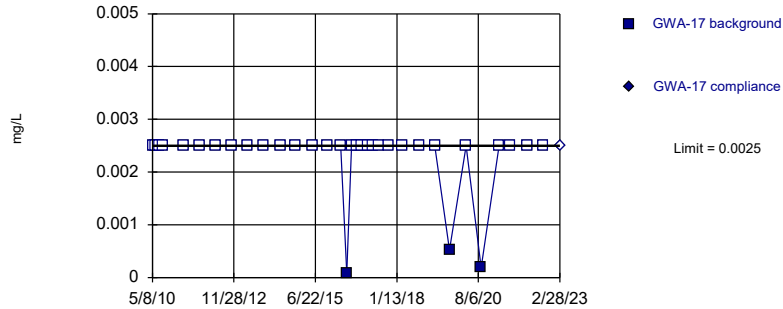


Non-parametric test used in lieu of parametric prediction limit because censored data exceeded 50%. Limit is highest of 32 background values. 87.5% NDs. Well-constituent pair annual alpha = 0.003603. Individual comparison alpha = 0.001803 (1 of 2).

Constituent: Cobalt, Total Analysis Run 5/17/2023 1:01 PM View: Appendix I - Intrawell
Plant Scherer Client: Southern Company Data: Scherer Cell 1-CCR

Within Limit

Prediction Limit
Intrawell Non-parametric

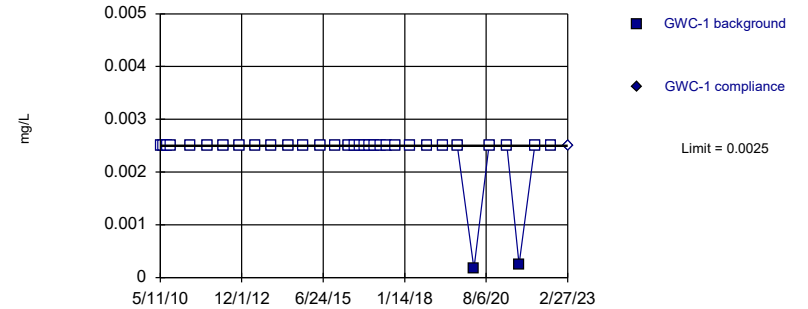


Non-parametric test used in lieu of parametric prediction limit because censored data exceeded 50%. Limit is highest of 33 background values. 90.91% NDs. Well-constituent pair annual alpha = 0.003399. Individual comparison alpha = 0.001701 (1 of 2).

Constituent: Cobalt, Total Analysis Run 5/17/2023 1:01 PM View: Appendix I - Intrawell
Plant Scherer Client: Southern Company Data: Scherer Cell 1-CCR

Within Limit

Prediction Limit
Intrawell Non-parametric

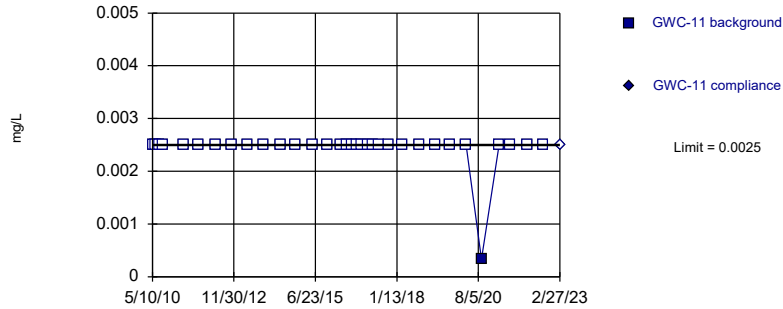


Non-parametric test used in lieu of parametric prediction limit because censored data exceeded 50%. Limit is highest of 33 background values. 93.94% NDs. Well-constituent pair annual alpha = 0.003399. Individual comparison alpha = 0.001701 (1 of 2).

Constituent: Cobalt, Total Analysis Run 5/17/2023 1:01 PM View: Appendix I - Intrawell
Plant Scherer Client: Southern Company Data: Scherer Cell 1-CCR

Within Limit

Prediction Limit Intrawell Non-parametric

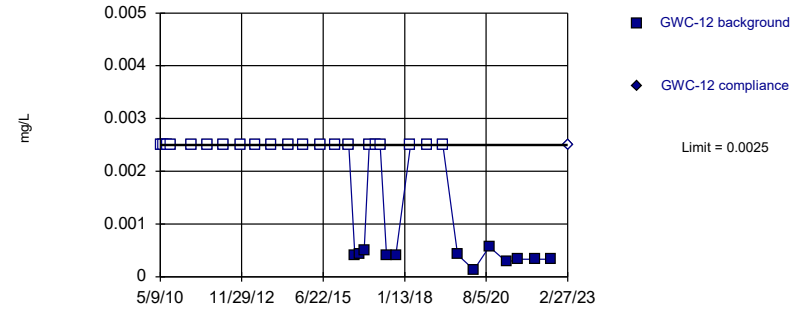


Non-parametric test used in lieu of parametric prediction limit because censored data exceeded 50%. Limit is highest of 33 background values. 96.97% NDs. Well-constituent pair annual alpha = 0.003399. Individual comparison alpha = 0.001701 (1 of 2).

Constituent: Cobalt, Total Analysis Run 5/17/2023 1:01 PM View: Appendix I - Intrawell
Plant Scherer Client: Southern Company Data: Scherer Cell 1-CCR

Within Limit

Prediction Limit Intrawell Non-parametric

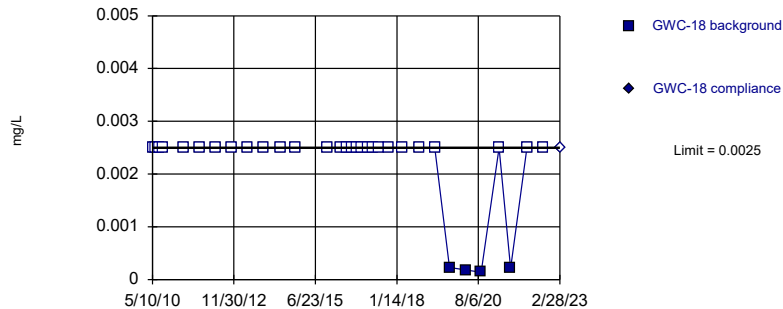


Non-parametric test used in lieu of parametric prediction limit because censored data exceeded 50%. Limit is highest of 33 background values. 63.64% NDs. Well-constituent pair annual alpha = 0.003399. Individual comparison alpha = 0.001701 (1 of 2).

Constituent: Cobalt, Total Analysis Run 5/17/2023 1:01 PM View: Appendix I - Intrawell
Plant Scherer Client: Southern Company Data: Scherer Cell 1-CCR

Within Limit

Prediction Limit Intrawell Non-parametric

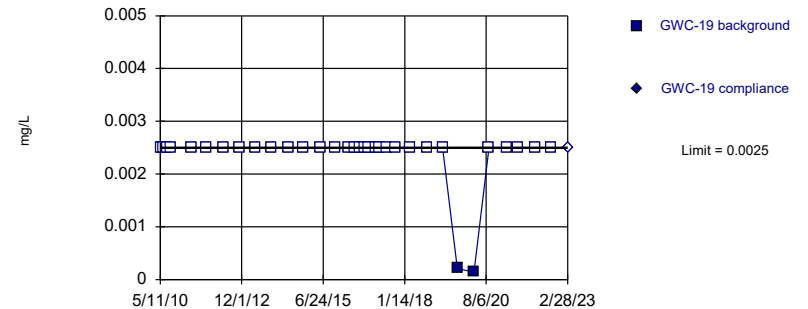


Non-parametric test used in lieu of parametric prediction limit because censored data exceeded 50%. Limit is highest of 32 background values. 87.5% NDs. Well-constituent pair annual alpha = 0.003603. Individual comparison alpha = 0.001803 (1 of 2).

Constituent: Cobalt, Total Analysis Run 5/17/2023 1:01 PM View: Appendix I - Intrawell
Plant Scherer Client: Southern Company Data: Scherer Cell 1-CCR

Within Limit

Prediction Limit Intrawell Non-parametric

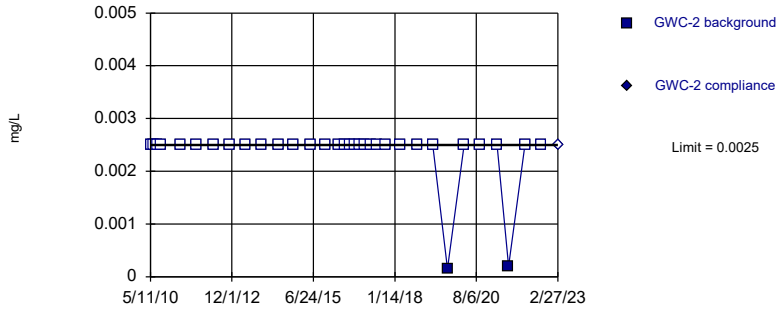


Non-parametric test used in lieu of parametric prediction limit because censored data exceeded 50%. Limit is highest of 33 background values. 93.94% NDs. Well-constituent pair annual alpha = 0.003399. Individual comparison alpha = 0.001701 (1 of 2).

Constituent: Cobalt, Total Analysis Run 5/17/2023 1:01 PM View: Appendix I - Intrawell
Plant Scherer Client: Southern Company Data: Scherer Cell 1-CCR

Within Limit

Prediction Limit Intrawell Non-parametric

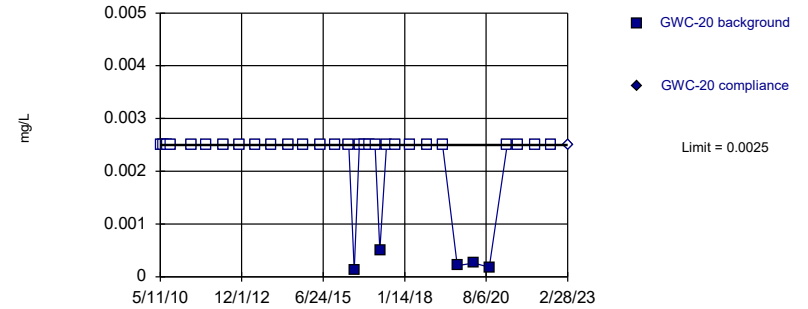


Non-parametric test used in lieu of parametric prediction limit because censored data exceeded 50%. Limit is highest of 33 background values. 93.94% NDs. Well-constituent pair annual alpha = 0.003399. Individual comparison alpha = 0.001701 (1 of 2).

Constituent: Cobalt, Total Analysis Run 5/17/2023 1:01 PM View: Appendix I - Intrawell
Plant Scherer Client: Southern Company Data: Scherer Cell 1-CCR

Within Limit

Prediction Limit Intrawell Non-parametric

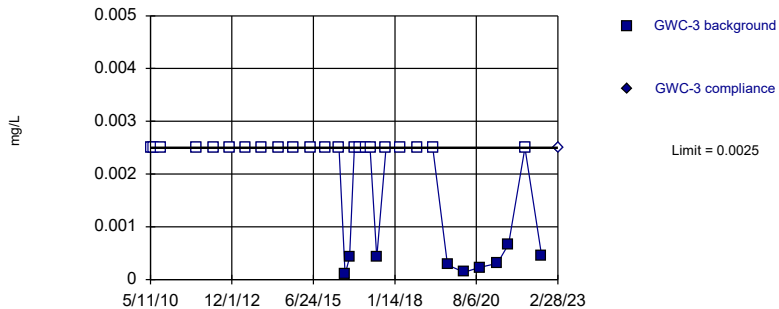


Non-parametric test used in lieu of parametric prediction limit because censored data exceeded 50%. Limit is highest of 33 background values. 84.85% NDs. Well-constituent pair annual alpha = 0.003399. Individual comparison alpha = 0.001701 (1 of 2).

Constituent: Cobalt, Total Analysis Run 5/17/2023 1:01 PM View: Appendix I - Intrawell
Plant Scherer Client: Southern Company Data: Scherer Cell 1-CCR

Within Limit

Prediction Limit Intrawell Non-parametric

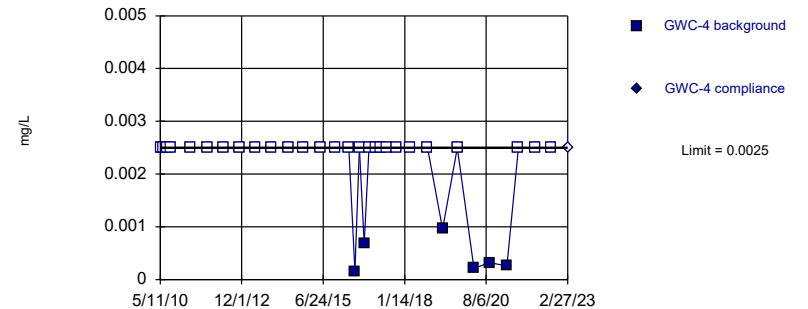


Non-parametric test used in lieu of parametric prediction limit because censored data exceeded 50%. Limit is highest of 31 background values. 70.97% NDs. Well-constituent pair annual alpha = 0.003807. Individual comparison alpha = 0.001905 (1 of 2).

Constituent: Cobalt, Total Analysis Run 5/17/2023 1:01 PM View: Appendix I - Intrawell
Plant Scherer Client: Southern Company Data: Scherer Cell 1-CCR

Within Limit

Prediction Limit Intrawell Non-parametric

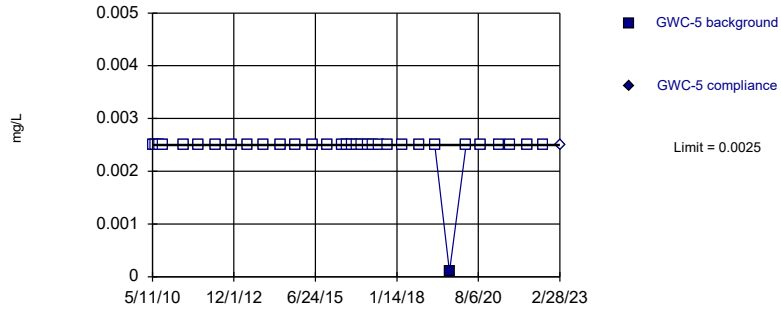


Non-parametric test used in lieu of parametric prediction limit because censored data exceeded 50%. Limit is highest of 33 background values. 81.82% NDs. Well-constituent pair annual alpha = 0.003399. Individual comparison alpha = 0.001701 (1 of 2).

Constituent: Cobalt, Total Analysis Run 5/17/2023 1:01 PM View: Appendix I - Intrawell
Plant Scherer Client: Southern Company Data: Scherer Cell 1-CCR

Within Limit

Prediction Limit
Intrawell Non-parametric

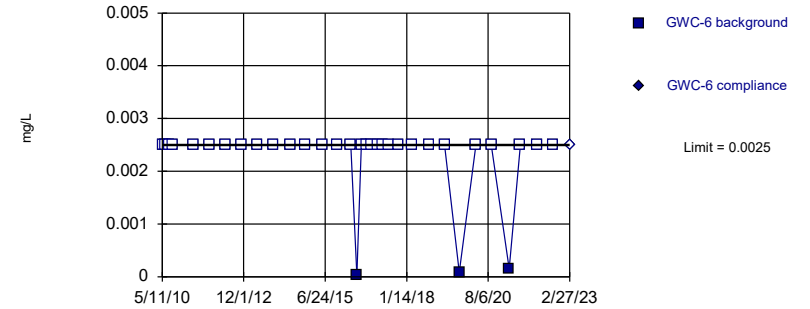


Non-parametric test used in lieu of parametric prediction limit because censored data exceeded 50%. Limit is highest of 33 background values. 96.97% NDs. Well-constituent pair annual alpha = 0.003399. Individual comparison alpha = 0.001701 (1 of 2).

Constituent: Cobalt, Total Analysis Run 5/17/2023 1:01 PM View: Appendix I - Intrawell
Plant Scherer Client: Southern Company Data: Scherer Cell 1-CCR

Within Limit

Prediction Limit
Intrawell Non-parametric

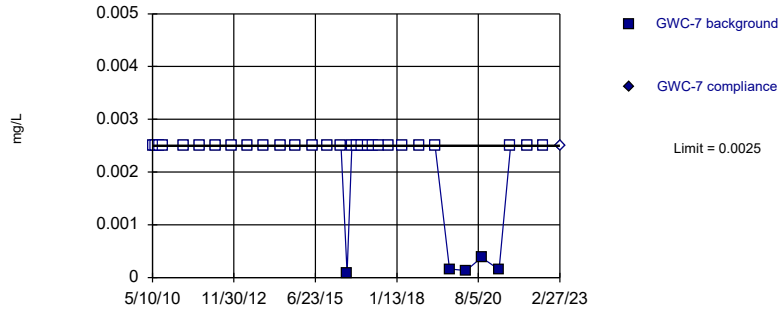


Non-parametric test used in lieu of parametric prediction limit because censored data exceeded 50%. Limit is highest of 33 background values. 90.91% NDs. Well-constituent pair annual alpha = 0.003399. Individual comparison alpha = 0.001701 (1 of 2).

Constituent: Cobalt, Total Analysis Run 5/17/2023 1:01 PM View: Appendix I - Intrawell
Plant Scherer Client: Southern Company Data: Scherer Cell 1-CCR

Within Limit

Prediction Limit
Intrawell Non-parametric

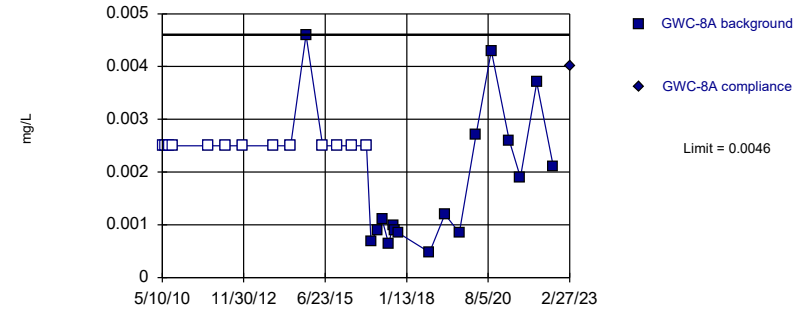


Non-parametric test used in lieu of parametric prediction limit because censored data exceeded 50%. Limit is highest of 33 background values. 84.85% NDs. Well-constituent pair annual alpha = 0.003399. Individual comparison alpha = 0.001701 (1 of 2).

Constituent: Cobalt, Total Analysis Run 5/17/2023 1:01 PM View: Appendix I - Intrawell
Plant Scherer Client: Southern Company Data: Scherer Cell 1-CCR

Within Limit

Prediction Limit
Intrawell Non-parametric

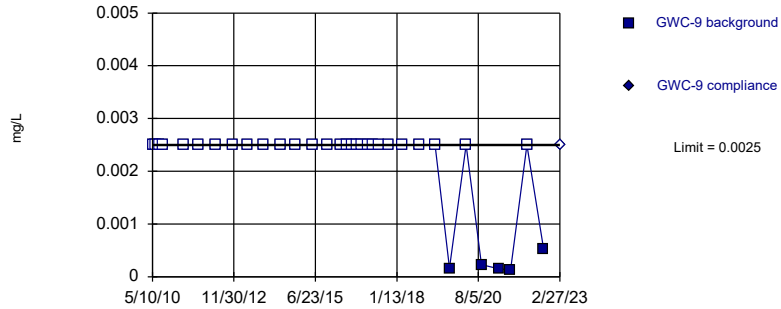


Non-parametric test used in lieu of parametric prediction limit because the Shapiro Wilk normality test showed the data to be non-normal at the 0.01 alpha level. Limit is highest of 30 background values. 43.33% NDs. Well-constituent pair annual alpha = 0.004011. Individual comparison alpha = 0.002008 (1 of 2).

Constituent: Cobalt, Total Analysis Run 5/17/2023 1:01 PM View: Appendix I - Intrawell
Plant Scherer Client: Southern Company Data: Scherer Cell 1-CCR

Within Limit

Prediction Limit Intrawell Non-parametric

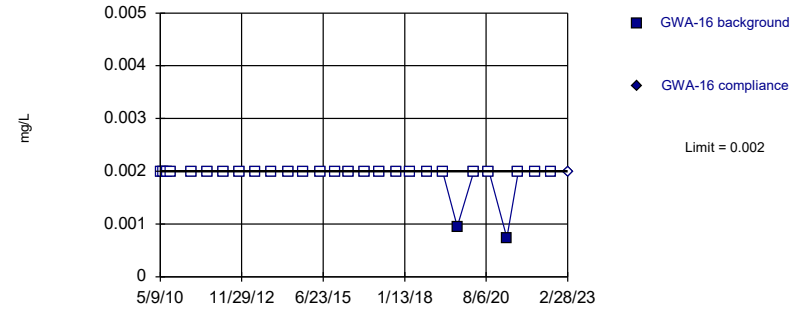


Non-parametric test used in lieu of parametric prediction limit because censored data exceeded 50%. Limit is highest of 33 background values. 84.85% NDs. Well-constituent pair annual alpha = 0.003399. Individual comparison alpha = 0.001701 (1 of 2).

Constituent: Cobalt, Total Analysis Run 5/17/2023 1:01 PM View: Appendix I - Intrawell
Plant Scherer Client: Southern Company Data: Scherer Cell 1-CCR

Within Limit

Prediction Limit Intrawell Non-parametric

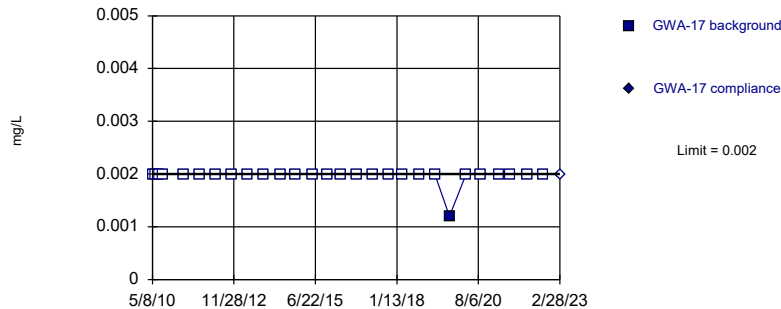


Non-parametric test used in lieu of parametric prediction limit because censored data exceeded 50%. Limit is highest of 28 background values. 92.86% NDs. Well-constituent pair annual alpha = 0.004669. Individual comparison alpha = 0.002337 (1 of 2).

Constituent: Copper Analysis Run 5/17/2023 1:01 PM View: Appendix I - Intrawell
Plant Scherer Client: Southern Company Data: Scherer Cell 1-CCR

Within Limit

Prediction Limit Intrawell Non-parametric

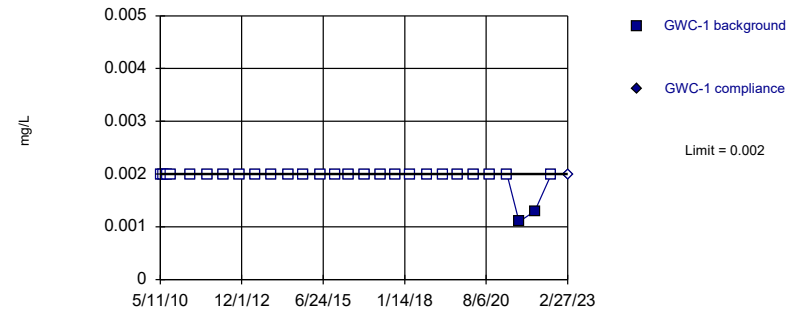


Non-parametric test used in lieu of parametric prediction limit because censored data exceeded 50%. Limit is highest of 28 background values. 96.43% NDs. Well-constituent pair annual alpha = 0.004669. Individual comparison alpha = 0.002337 (1 of 2).

Constituent: Copper Analysis Run 5/17/2023 1:01 PM View: Appendix I - Intrawell
Plant Scherer Client: Southern Company Data: Scherer Cell 1-CCR

Within Limit

Prediction Limit Intrawell Non-parametric

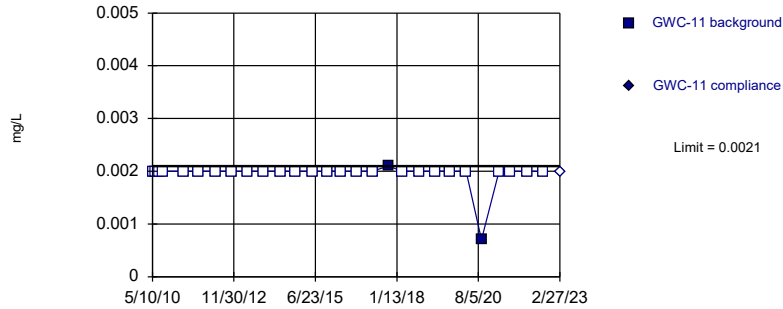


Non-parametric test used in lieu of parametric prediction limit because censored data exceeded 50%. Limit is highest of 28 background values. 92.86% NDs. Well-constituent pair annual alpha = 0.004669. Individual comparison alpha = 0.002337 (1 of 2).

Constituent: Copper Analysis Run 5/17/2023 1:01 PM View: Appendix I - Intrawell
Plant Scherer Client: Southern Company Data: Scherer Cell 1-CCR

Within Limit

Prediction Limit Intrawell Non-parametric

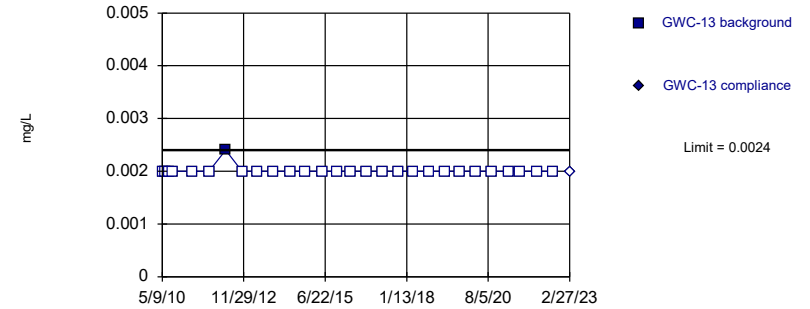


Non-parametric test used in lieu of parametric prediction limit because censored data exceeded 50%. Limit is highest of 28 background values. 92.86% NDs. Well-constituent pair annual alpha = 0.004669. Individual comparison alpha = 0.002337 (1 of 2).

Constituent: Copper Analysis Run 5/17/2023 1:01 PM View: Appendix I - Intrawell
Plant Scherer Client: Southern Company Data: Scherer Cell 1-CCR

Within Limit

Prediction Limit Intrawell Non-parametric

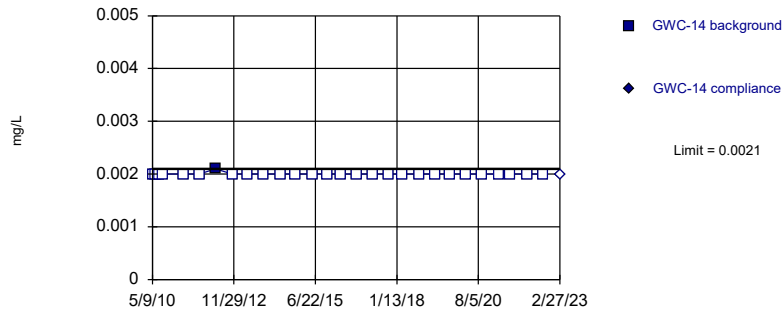


Non-parametric test used in lieu of parametric prediction limit because censored data exceeded 50%. Limit is highest of 28 background values. 96.43% NDs. Well-constituent pair annual alpha = 0.004669. Individual comparison alpha = 0.002337 (1 of 2).

Constituent: Copper Analysis Run 5/17/2023 1:02 PM View: Appendix I - Intrawell
Plant Scherer Client: Southern Company Data: Scherer Cell 1-CCR

Within Limit

Prediction Limit Intrawell Non-parametric

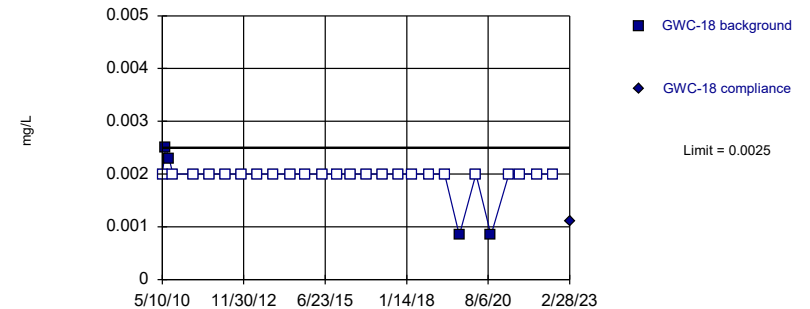


Non-parametric test used in lieu of parametric prediction limit because censored data exceeded 50%. Limit is highest of 28 background values. 96.43% NDs. Well-constituent pair annual alpha = 0.004669. Individual comparison alpha = 0.002337 (1 of 2).

Constituent: Copper Analysis Run 5/17/2023 1:02 PM View: Appendix I - Intrawell
Plant Scherer Client: Southern Company Data: Scherer Cell 1-CCR

Within Limit

Prediction Limit Intrawell Non-parametric

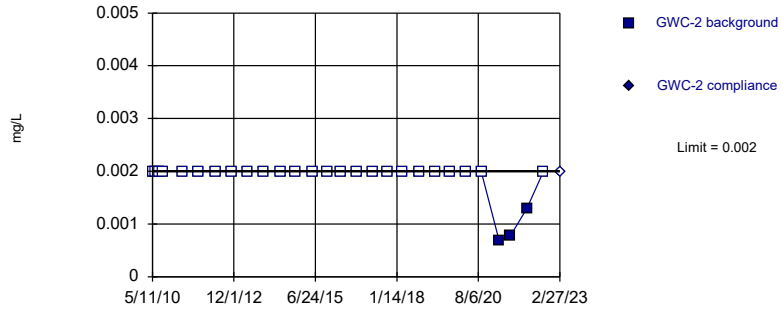


Non-parametric test used in lieu of parametric prediction limit because censored data exceeded 50%. Limit is highest of 28 background values. 85.71% NDs. Well-constituent pair annual alpha = 0.004669. Individual comparison alpha = 0.002337 (1 of 2).

Constituent: Copper Analysis Run 5/17/2023 1:02 PM View: Appendix I - Intrawell
Plant Scherer Client: Southern Company Data: Scherer Cell 1-CCR

Within Limit

Prediction Limit
Intrawell Non-parametric

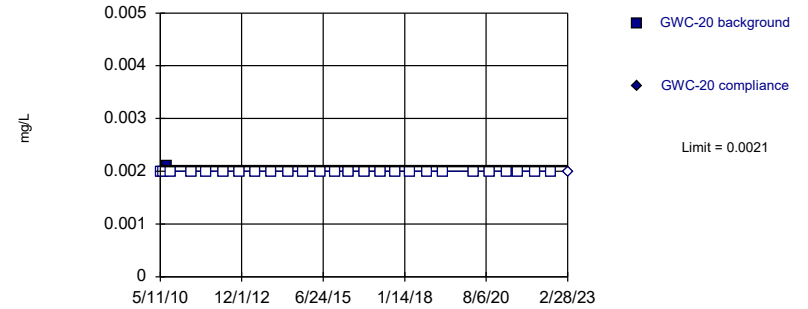


Non-parametric test used in lieu of parametric prediction limit because censored data exceeded 50%. Limit is highest of 28 background values. 89.29% NDs. Well-constituent pair annual alpha = 0.004669. Individual comparison alpha = 0.002337 (1 of 2).

Constituent: Copper Analysis Run 5/17/2023 1:02 PM View: Appendix I - Intrawell
Plant Scherer Client: Southern Company Data: Scherer Cell 1-CCR

Within Limit

Prediction Limit
Intrawell Non-parametric

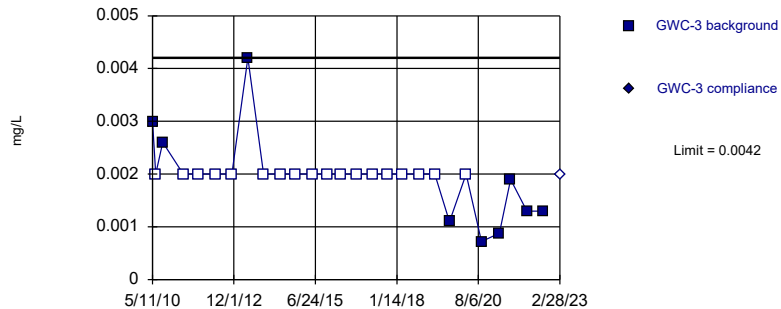


Non-parametric test used in lieu of parametric prediction limit because censored data exceeded 50%. Limit is highest of 27 background values. 96.3% NDs. Well-constituent pair annual alpha = 0.004998. Individual comparison alpha = 0.002502 (1 of 2).

Constituent: Copper Analysis Run 5/17/2023 1:02 PM View: Appendix I - Intrawell
Plant Scherer Client: Southern Company Data: Scherer Cell 1-CCR

Within Limit

Prediction Limit
Intrawell Non-parametric

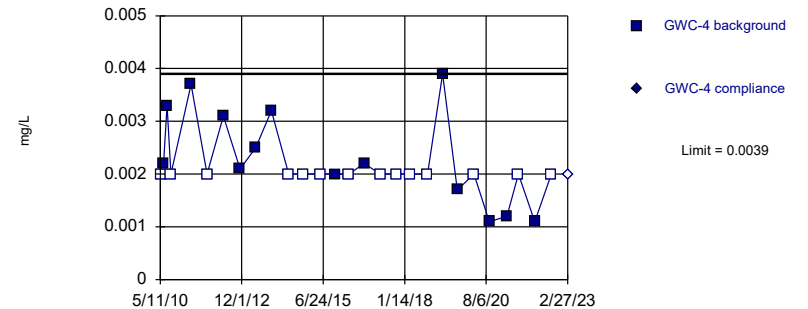


Non-parametric test used in lieu of parametric prediction limit because censored data exceeded 50%. Limit is highest of 27 background values. 66.67% NDs. Well-constituent pair annual alpha = 0.004998. Individual comparison alpha = 0.002502 (1 of 2).

Constituent: Copper Analysis Run 5/17/2023 1:02 PM View: Appendix I - Intrawell
Plant Scherer Client: Southern Company Data: Scherer Cell 1-CCR

Within Limit

Prediction Limit
Intrawell Non-parametric

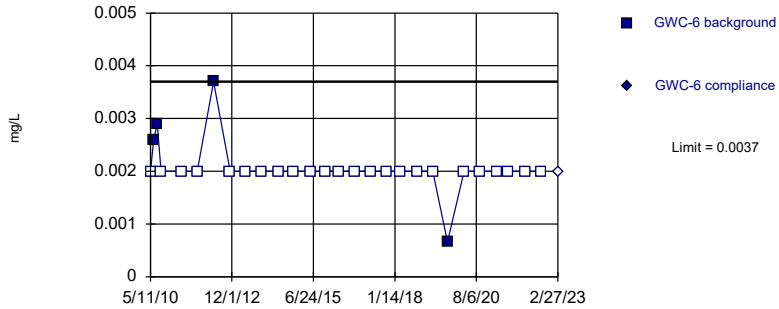


Non-parametric test used in lieu of parametric prediction limit because the Shapiro Wilk normality test showed the data to be non-normal at the 0.01 alpha level. Limit is highest of 28 background values. 50% NDs. Well-constituent pair annual alpha = 0.004669. Individual comparison alpha = 0.002337 (1 of 2).

Constituent: Copper Analysis Run 5/17/2023 1:02 PM View: Appendix I - Intrawell
Plant Scherer Client: Southern Company Data: Scherer Cell 1-CCR

Within Limit

Prediction Limit
Intrawell Non-parametric

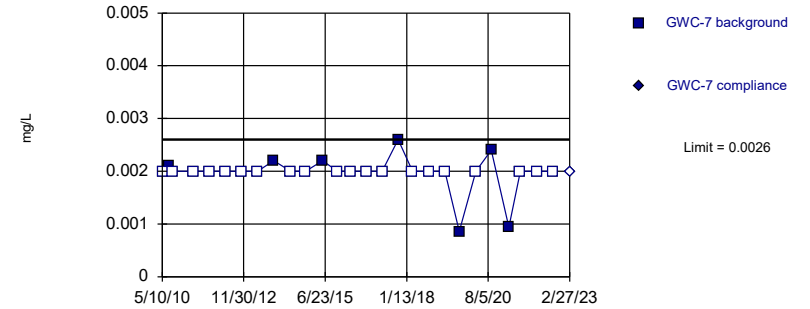


Non-parametric test used in lieu of parametric prediction limit because censored data exceeded 50%. Limit is highest of 28 background values. 85.71% NDs. Well-constituent pair annual alpha = 0.004669. Individual comparison alpha = 0.002337 (1 of 2).

Constituent: Copper Analysis Run 5/17/2023 1:02 PM View: Appendix I - Intrawell
Plant Scherer Client: Southern Company Data: Scherer Cell 1-CCR

Within Limit

Prediction Limit
Intrawell Non-parametric

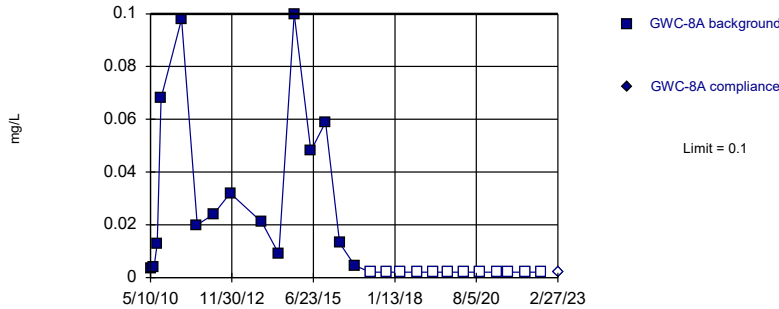


Non-parametric test used in lieu of parametric prediction limit because censored data exceeded 50%. Limit is highest of 27 background values. 74.07% NDs. Well-constituent pair annual alpha = 0.004998. Individual comparison alpha = 0.002502 (1 of 2).

Constituent: Copper Analysis Run 5/17/2023 1:02 PM View: Appendix I - Intrawell
Plant Scherer Client: Southern Company Data: Scherer Cell 1-CCR

Within Limit

Prediction Limit
Intrawell Non-parametric

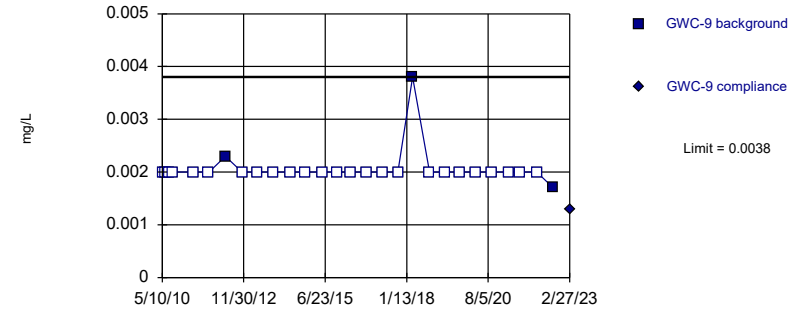


Non-parametric test used in lieu of parametric prediction limit because the Shapiro Wilk normality test showed the data to be non-normal at the 0.01 alpha level. Limit is highest of 27 background values. 44.44% NDs. Well-constituent pair annual alpha = 0.004998. Individual comparison alpha = 0.002502 (1 of 2).

Constituent: Copper Analysis Run 5/17/2023 1:02 PM View: Appendix I - Intrawell
Plant Scherer Client: Southern Company Data: Scherer Cell 1-CCR

Within Limit

Prediction Limit
Intrawell Non-parametric

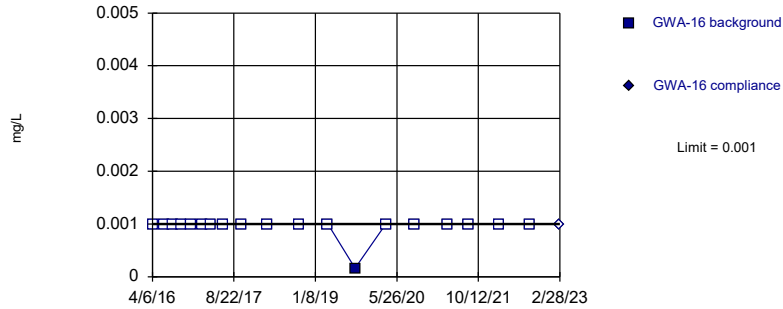


Non-parametric test used in lieu of parametric prediction limit because censored data exceeded 50%. Limit is highest of 28 background values. 89.29% NDs. Well-constituent pair annual alpha = 0.004669. Individual comparison alpha = 0.002337 (1 of 2).

Constituent: Copper Analysis Run 5/17/2023 1:02 PM View: Appendix I - Intrawell
Plant Scherer Client: Southern Company Data: Scherer Cell 1-CCR

Within Limit

Prediction Limit
Intrawell Non-parametric

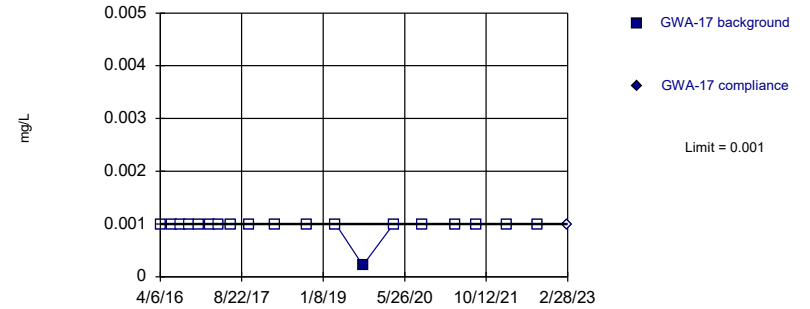


Non-parametric test used in lieu of parametric prediction limit because censored data exceeded 50%. Limit is highest of 19 background values. 94.74% NDs. Well-constituent pair annual alpha = 0.009641. Individual comparison alpha = 0.004832 (1 of 2).

Constituent: Lead, Total Analysis Run 5/17/2023 1:02 PM View: Appendix I - Intrawell
Plant Scherer Client: Southern Company Data: Scherer Cell 1-CCR

Within Limit

Prediction Limit
Intrawell Non-parametric

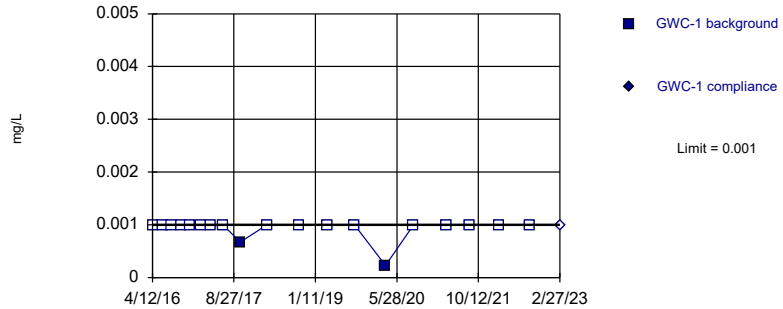


Non-parametric test used in lieu of parametric prediction limit because censored data exceeded 50%. Limit is highest of 19 background values. 94.74% NDs. Well-constituent pair annual alpha = 0.009641. Individual comparison alpha = 0.004832 (1 of 2).

Constituent: Lead, Total Analysis Run 5/17/2023 1:02 PM View: Appendix I - Intrawell
Plant Scherer Client: Southern Company Data: Scherer Cell 1-CCR

Within Limit

Prediction Limit
Intrawell Non-parametric

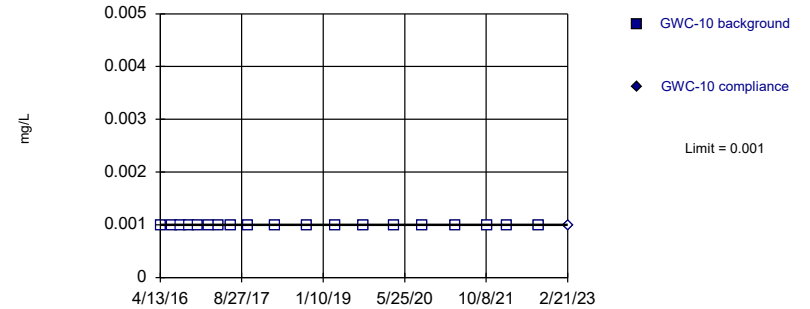


Non-parametric test used in lieu of parametric prediction limit because censored data exceeded 50%. Limit is highest of 19 background values. 89.47% NDs. Well-constituent pair annual alpha = 0.009641. Individual comparison alpha = 0.004832 (1 of 2).

Constituent: Lead, Total Analysis Run 5/17/2023 1:02 PM View: Appendix I - Intrawell
Plant Scherer Client: Southern Company Data: Scherer Cell 1-CCR

Within Limit

Prediction Limit
Intrawell Non-parametric

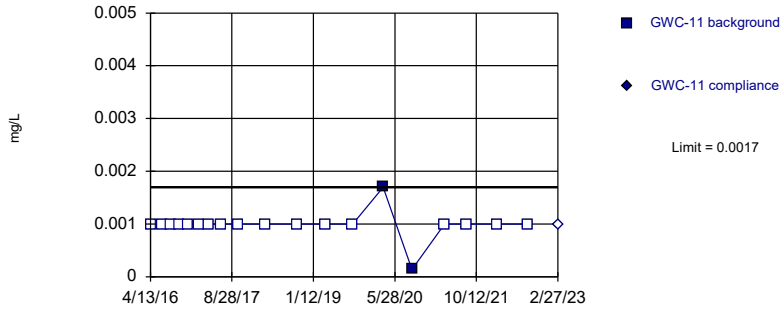


Non-parametric test used in lieu of parametric prediction limit because censored data exceeded 50%. All background values (n = 19) were censored; limit is most recent reporting limit. Well-constituent pair annual alpha = 0.009641. Individual comparison alpha = 0.004832 (1 of 2).

Constituent: Lead, Total Analysis Run 5/17/2023 1:02 PM View: Appendix I - Intrawell
Plant Scherer Client: Southern Company Data: Scherer Cell 1-CCR

Within Limit

Prediction Limit
Intrawell Non-parametric

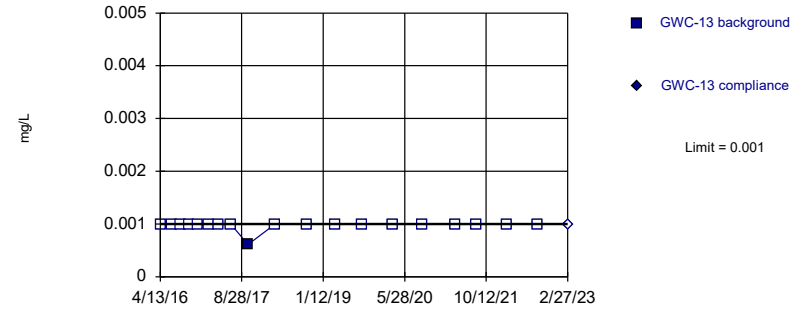


Non-parametric test used in lieu of parametric prediction limit because censored data exceeded 50%. Limit is highest of 19 background values. 89.47% NDs. Well-constituent pair annual alpha = 0.009641. Individual comparison alpha = 0.004832 (1 of 2).

Constituent: Lead, Total Analysis Run 5/17/2023 1:02 PM View: Appendix I - Intrawell
Plant Scherer Client: Southern Company Data: Scherer Cell 1-CCR

Within Limit

Prediction Limit
Intrawell Non-parametric

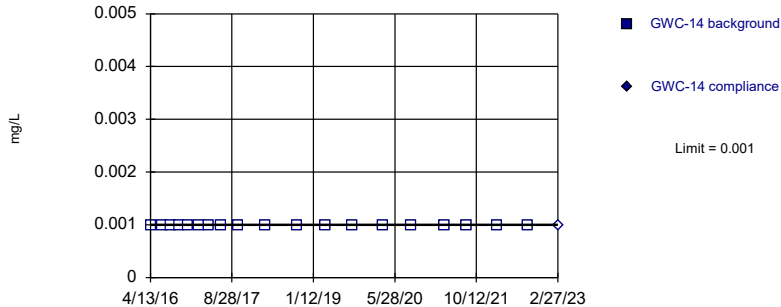


Non-parametric test used in lieu of parametric prediction limit because censored data exceeded 50%. Limit is highest of 19 background values. 94.74% NDs. Well-constituent pair annual alpha = 0.009641. Individual comparison alpha = 0.004832 (1 of 2).

Constituent: Lead, Total Analysis Run 5/17/2023 1:02 PM View: Appendix I - Intrawell
Plant Scherer Client: Southern Company Data: Scherer Cell 1-CCR

Within Limit

Prediction Limit
Intrawell Non-parametric

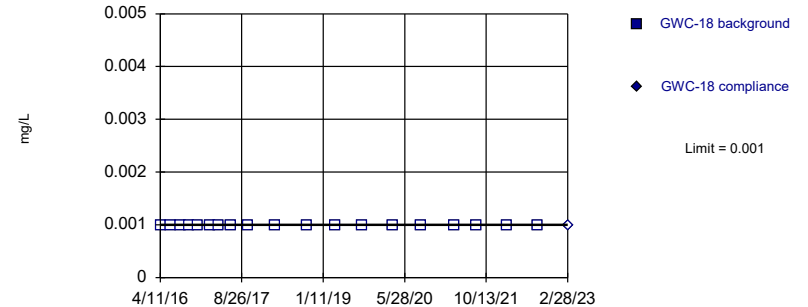


Non-parametric test used in lieu of parametric prediction limit because censored data exceeded 50%. All background values (n = 19) were censored; limit is most recent reporting limit. Well-constituent pair annual alpha = 0.009641. Individual comparison alpha = 0.004832 (1 of 2).

Constituent: Lead, Total Analysis Run 5/17/2023 1:02 PM View: Appendix I - Intrawell
Plant Scherer Client: Southern Company Data: Scherer Cell 1-CCR

Within Limit

Prediction Limit
Intrawell Non-parametric

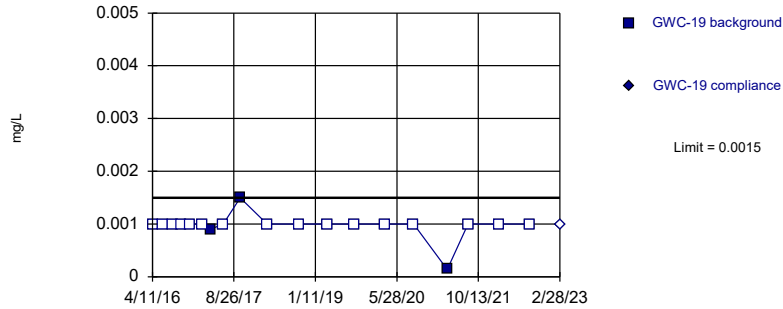


Non-parametric test used in lieu of parametric prediction limit because censored data exceeded 50%. All background values (n = 19) were censored; limit is most recent reporting limit. Well-constituent pair annual alpha = 0.009641. Individual comparison alpha = 0.004832 (1 of 2).

Constituent: Lead, Total Analysis Run 5/17/2023 1:02 PM View: Appendix I - Intrawell
Plant Scherer Client: Southern Company Data: Scherer Cell 1-CCR

Within Limit

Prediction Limit
Intrawell Non-parametric

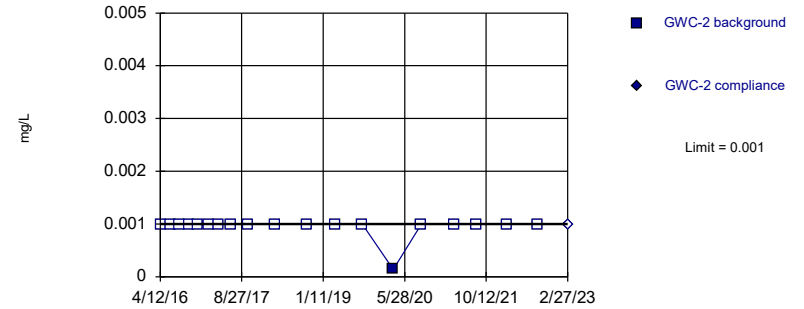


Non-parametric test used in lieu of parametric prediction limit because censored data exceeded 50%. Limit is highest of 19 background values. 84.21% NDs. Well-constituent pair annual alpha = 0.009641. Individual comparison alpha = 0.004832 (1 of 2).

Constituent: Lead, Total Analysis Run 5/17/2023 1:02 PM View: Appendix I - Intrawell
Plant Scherer Client: Southern Company Data: Scherer Cell 1-CCR

Within Limit

Prediction Limit
Intrawell Non-parametric

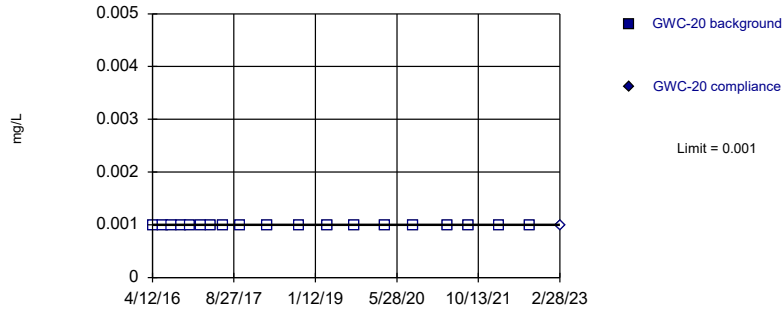


Non-parametric test used in lieu of parametric prediction limit because censored data exceeded 50%. Limit is highest of 19 background values. 94.74% NDs. Well-constituent pair annual alpha = 0.009641. Individual comparison alpha = 0.004832 (1 of 2).

Constituent: Lead, Total Analysis Run 5/17/2023 1:02 PM View: Appendix I - Intrawell
Plant Scherer Client: Southern Company Data: Scherer Cell 1-CCR

Within Limit

Prediction Limit
Intrawell Non-parametric

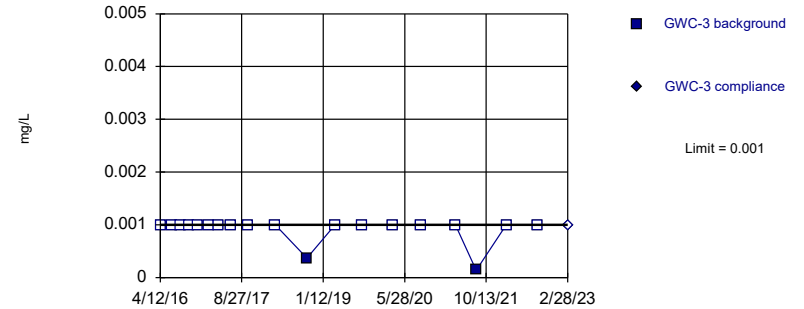


Non-parametric test used in lieu of parametric prediction limit because censored data exceeded 50%. All background values (n = 19) were censored; limit is most recent reporting limit. Well-constituent pair annual alpha = 0.009641. Individual comparison alpha = 0.004832 (1 of 2).

Constituent: Lead, Total Analysis Run 5/17/2023 1:02 PM View: Appendix I - Intrawell
Plant Scherer Client: Southern Company Data: Scherer Cell 1-CCR

Within Limit

Prediction Limit
Intrawell Non-parametric

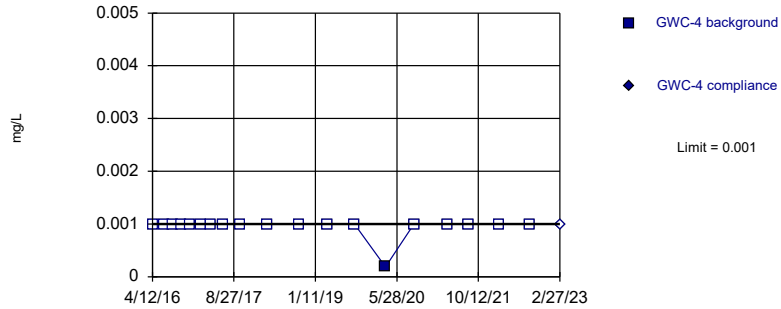


Non-parametric test used in lieu of parametric prediction limit because censored data exceeded 50%. Limit is highest of 19 background values. 89.47% NDs. Well-constituent pair annual alpha = 0.009641. Individual comparison alpha = 0.004832 (1 of 2).

Constituent: Lead, Total Analysis Run 5/17/2023 1:02 PM View: Appendix I - Intrawell
Plant Scherer Client: Southern Company Data: Scherer Cell 1-CCR

Within Limit

Prediction Limit Intrawell Non-parametric

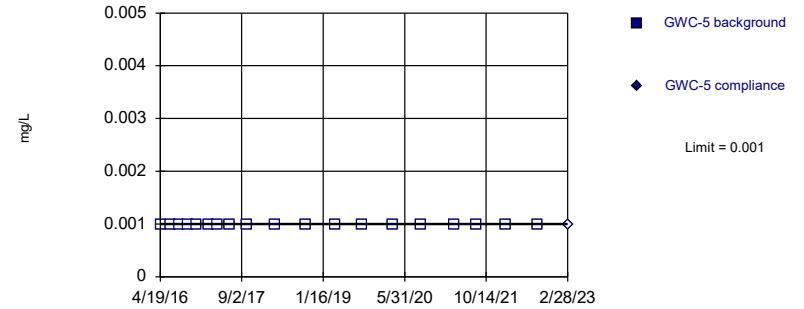


Non-parametric test used in lieu of parametric prediction limit because censored data exceeded 50%. Limit is highest of 19 background values. 94.74% NDs. Well-constituent pair annual alpha = 0.009641. Individual comparison alpha = 0.004832 (1 of 2).

Constituent: Lead, Total Analysis Run 5/17/2023 1:02 PM View: Appendix I - Intrawell
Plant Scherer Client: Southern Company Data: Scherer Cell 1-CCR

Within Limit

Prediction Limit Intrawell Non-parametric

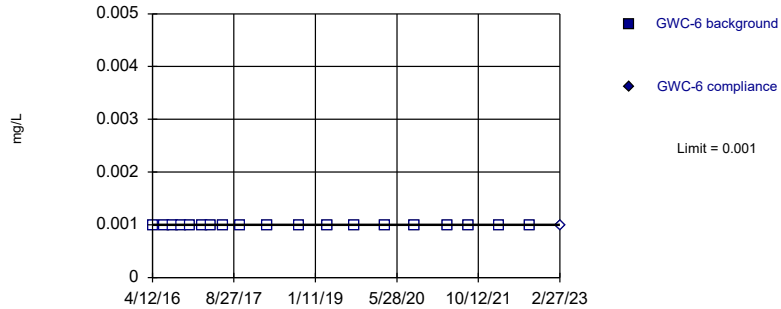


Non-parametric test used in lieu of parametric prediction limit because censored data exceeded 50%. All background values (n = 19) were censored; limit is most recent reporting limit. Well-constituent pair annual alpha = 0.009641. Individual comparison alpha = 0.004832 (1 of 2).

Constituent: Lead, Total Analysis Run 5/17/2023 1:02 PM View: Appendix I - Intrawell
Plant Scherer Client: Southern Company Data: Scherer Cell 1-CCR

Within Limit

Prediction Limit Intrawell Non-parametric

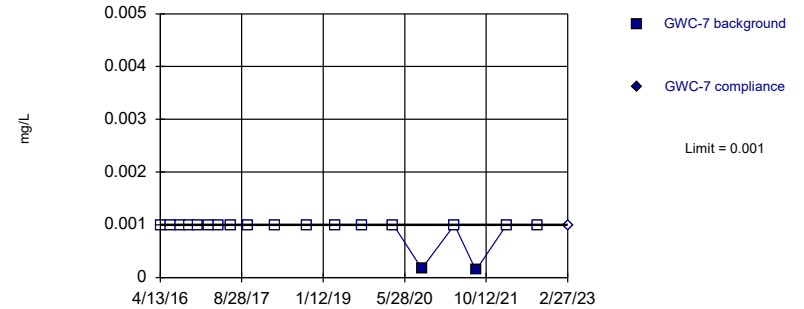


Non-parametric test used in lieu of parametric prediction limit because censored data exceeded 50%. All background values (n = 19) were censored; limit is most recent reporting limit. Well-constituent pair annual alpha = 0.009641. Individual comparison alpha = 0.004832 (1 of 2).

Constituent: Lead, Total Analysis Run 5/17/2023 1:02 PM View: Appendix I - Intrawell
Plant Scherer Client: Southern Company Data: Scherer Cell 1-CCR

Within Limit

Prediction Limit Intrawell Non-parametric

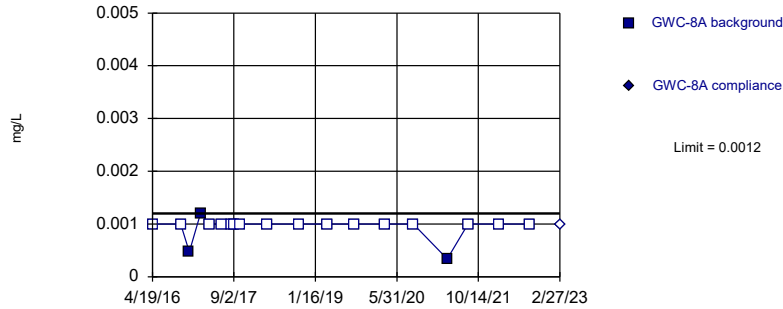


Non-parametric test used in lieu of parametric prediction limit because censored data exceeded 50%. Limit is highest of 19 background values. 89.47% NDs. Well-constituent pair annual alpha = 0.009641. Individual comparison alpha = 0.004832 (1 of 2).

Constituent: Lead, Total Analysis Run 5/17/2023 1:02 PM View: Appendix I - Intrawell
Plant Scherer Client: Southern Company Data: Scherer Cell 1-CCR

Within Limit

Prediction Limit Intrawell Non-parametric

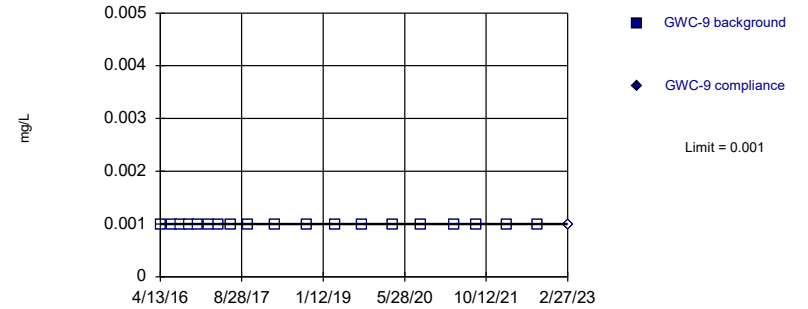


Non-parametric test used in lieu of parametric prediction limit because censored data exceeded 50%. Limit is highest of 19 background values. 84.21% NDs. Well-constituent pair annual alpha = 0.009641. Individual comparison alpha = 0.004832 (1 of 2).

Constituent: Lead, Total Analysis Run 5/17/2023 1:02 PM View: Appendix I - Intrawell
Plant Scherer Client: Southern Company Data: Scherer Cell 1-CCR

Within Limit

Prediction Limit Intrawell Non-parametric

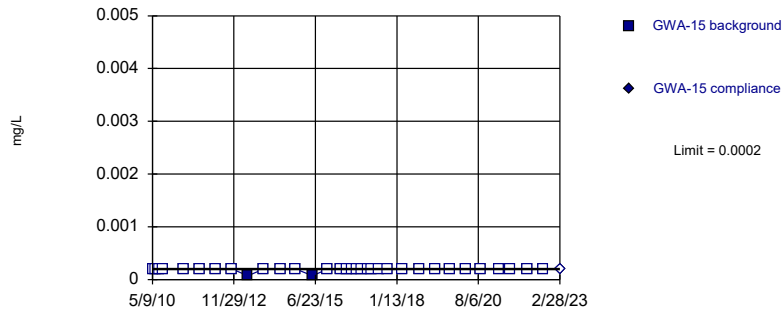


Non-parametric test used in lieu of parametric prediction limit because censored data exceeded 50%. All background values (n = 19) were censored; limit is most recent reporting limit. Well-constituent pair annual alpha = 0.009641. Individual comparison alpha = 0.004832 (1 of 2).

Constituent: Lead, Total Analysis Run 5/17/2023 1:02 PM View: Appendix I - Intrawell
Plant Scherer Client: Southern Company Data: Scherer Cell 1-CCR

Within Limit

Prediction Limit Intrawell Non-parametric

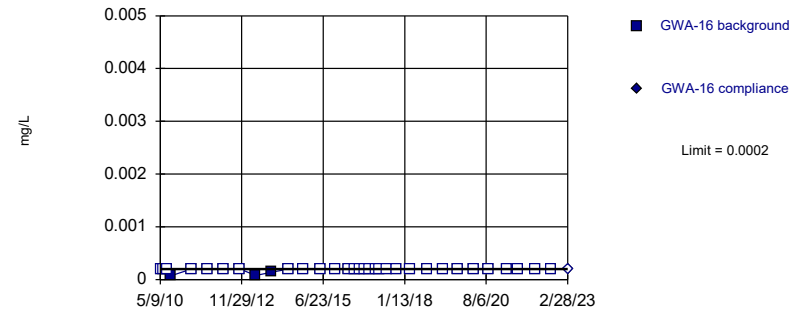


Non-parametric test used in lieu of parametric prediction limit because censored data exceeded 50%. Limit is highest of 33 background values. 93.94% NDs. Well-constituent pair annual alpha = 0.003399. Individual comparison alpha = 0.001701 (1 of 2).

Constituent: Mercury Analysis Run 5/17/2023 1:02 PM View: Appendix I - Intrawell
Plant Scherer Client: Southern Company Data: Scherer Cell 1-CCR

Within Limit

Prediction Limit Intrawell Non-parametric

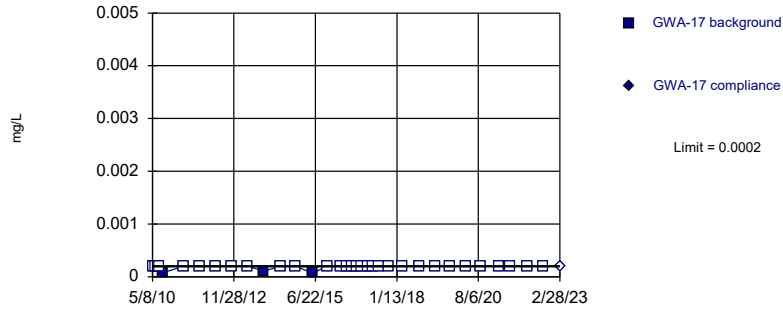


Non-parametric test used in lieu of parametric prediction limit because censored data exceeded 50%. Limit is highest of 33 background values. 90.91% NDs. Well-constituent pair annual alpha = 0.003399. Individual comparison alpha = 0.001701 (1 of 2).

Constituent: Mercury Analysis Run 5/17/2023 1:02 PM View: Appendix I - Intrawell
Plant Scherer Client: Southern Company Data: Scherer Cell 1-CCR

Within Limit

Prediction Limit Intrawell Non-parametric

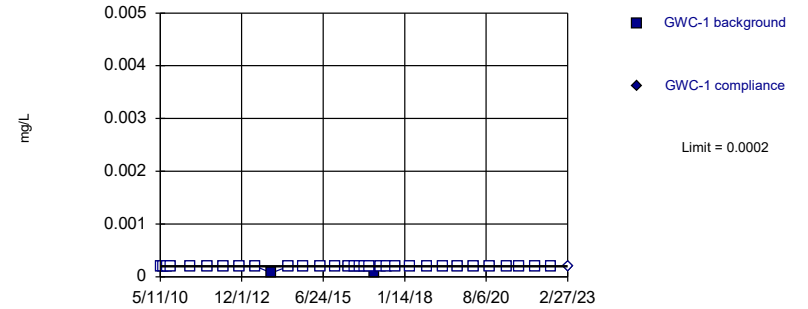


Non-parametric test used in lieu of parametric prediction limit because censored data exceeded 50%. Limit is highest of 33 background values. 90.91% NDs. Well-constituent pair annual alpha = 0.003399. Individual comparison alpha = 0.001701 (1 of 2).

Constituent: Mercury Analysis Run 5/17/2023 1:02 PM View: Appendix I - Intrawell
Plant Scherer Client: Southern Company Data: Scherer Cell 1-CCR

Within Limit

Prediction Limit Intrawell Non-parametric

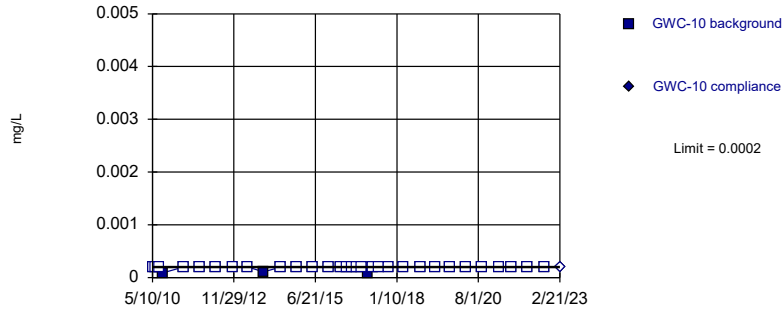


Non-parametric test used in lieu of parametric prediction limit because censored data exceeded 50%. Limit is highest of 33 background values. 93.94% NDs. Well-constituent pair annual alpha = 0.003399. Individual comparison alpha = 0.001701 (1 of 2).

Constituent: Mercury Analysis Run 5/17/2023 1:02 PM View: Appendix I - Intrawell
Plant Scherer Client: Southern Company Data: Scherer Cell 1-CCR

Within Limit

Prediction Limit Intrawell Non-parametric

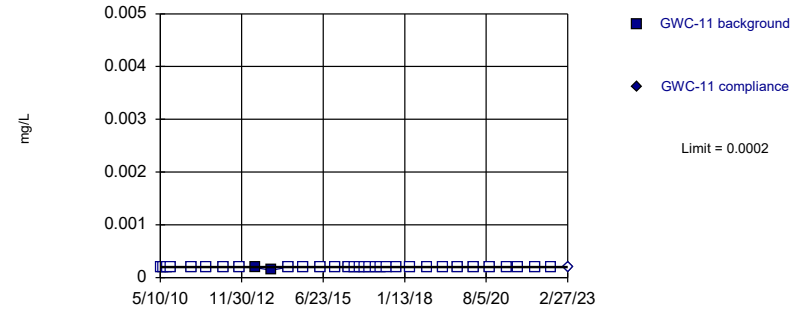


Non-parametric test used in lieu of parametric prediction limit because censored data exceeded 50%. Limit is highest of 33 background values. 90.91% NDs. Well-constituent pair annual alpha = 0.003399. Individual comparison alpha = 0.001701 (1 of 2).

Constituent: Mercury Analysis Run 5/17/2023 1:02 PM View: Appendix I - Intrawell
Plant Scherer Client: Southern Company Data: Scherer Cell 1-CCR

Within Limit

Prediction Limit Intrawell Non-parametric

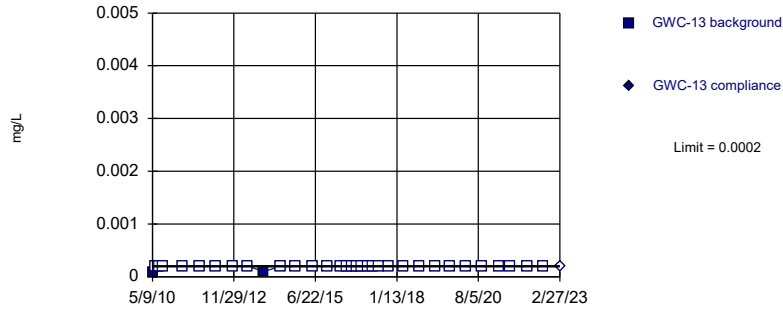


Non-parametric test used in lieu of parametric prediction limit because censored data exceeded 50%. Limit is highest of 33 background values. 93.94% NDs. Well-constituent pair annual alpha = 0.003399. Individual comparison alpha = 0.001701 (1 of 2).

Constituent: Mercury Analysis Run 5/17/2023 1:02 PM View: Appendix I - Intrawell
Plant Scherer Client: Southern Company Data: Scherer Cell 1-CCR

Within Limit

Prediction Limit Intrawell Non-parametric

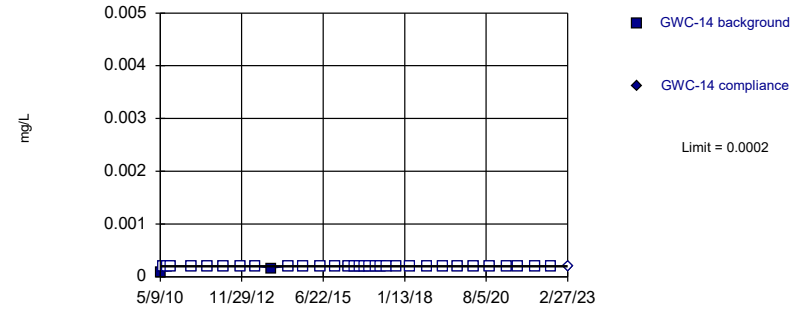


Non-parametric test used in lieu of parametric prediction limit because censored data exceeded 50%. Limit is highest of 33 background values. 93.94% NDs. Well-constituent pair annual alpha = 0.003399. Individual comparison alpha = 0.001701 (1 of 2).

Constituent: Mercury Analysis Run 5/17/2023 1:02 PM View: Appendix I - Intrawell
Plant Scherer Client: Southern Company Data: Scherer Cell 1-CCR

Within Limit

Prediction Limit Intrawell Non-parametric

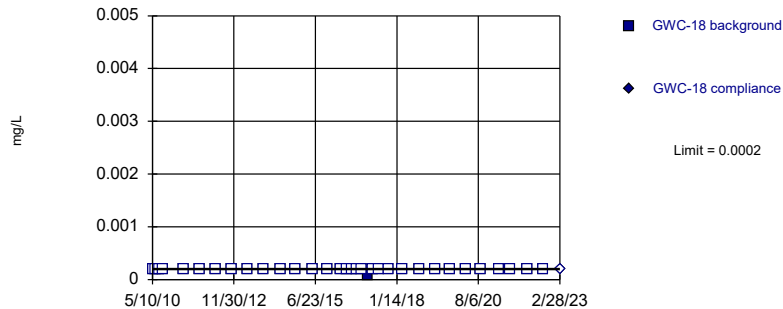


Non-parametric test used in lieu of parametric prediction limit because censored data exceeded 50%. Limit is highest of 33 background values. 93.94% NDs. Well-constituent pair annual alpha = 0.003399. Individual comparison alpha = 0.001701 (1 of 2).

Constituent: Mercury Analysis Run 5/17/2023 1:02 PM View: Appendix I - Intrawell
Plant Scherer Client: Southern Company Data: Scherer Cell 1-CCR

Within Limit

Prediction Limit Intrawell Non-parametric

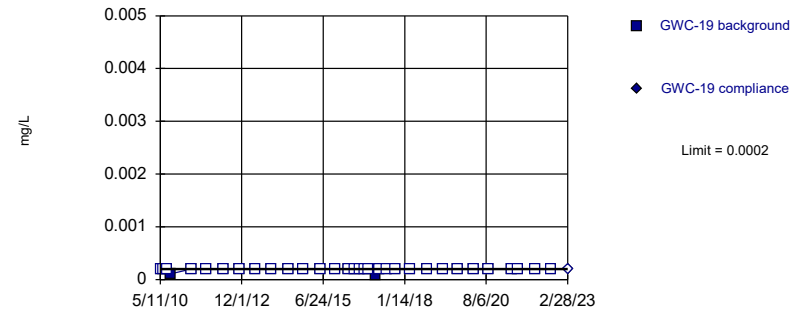


Non-parametric test used in lieu of parametric prediction limit because censored data exceeded 50%. Limit is highest of 33 background values. 96.97% NDs. Well-constituent pair annual alpha = 0.003399. Individual comparison alpha = 0.001701 (1 of 2).

Constituent: Mercury Analysis Run 5/17/2023 1:02 PM View: Appendix I - Intrawell
Plant Scherer Client: Southern Company Data: Scherer Cell 1-CCR

Within Limit

Prediction Limit Intrawell Non-parametric

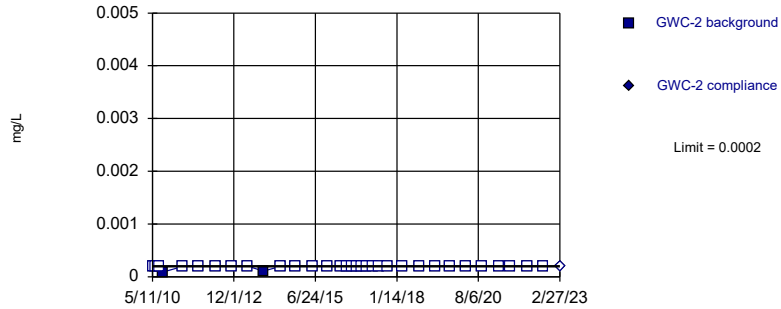


Non-parametric test used in lieu of parametric prediction limit because censored data exceeded 50%. Limit is highest of 33 background values. 93.94% NDs. Well-constituent pair annual alpha = 0.003399. Individual comparison alpha = 0.001701 (1 of 2).

Constituent: Mercury Analysis Run 5/17/2023 1:02 PM View: Appendix I - Intrawell
Plant Scherer Client: Southern Company Data: Scherer Cell 1-CCR

Within Limit

Prediction Limit Intrawell Non-parametric

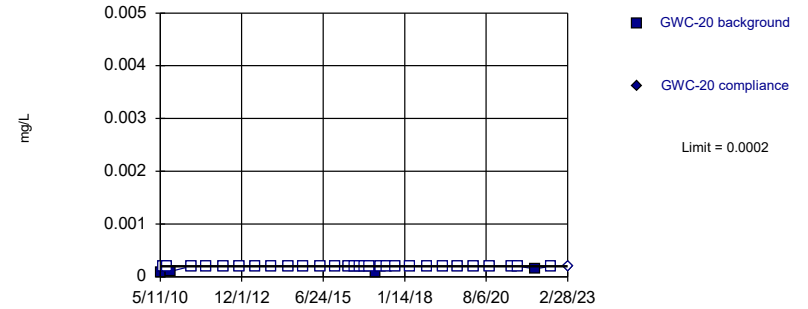


Non-parametric test used in lieu of parametric prediction limit because censored data exceeded 50%. Limit is highest of 33 background values. 93.94% NDs. Well-constituent pair annual alpha = 0.003399. Individual comparison alpha = 0.001701 (1 of 2).

Constituent: Mercury Analysis Run 5/17/2023 1:02 PM View: Appendix I - Intrawell
Plant Scherer Client: Southern Company Data: Scherer Cell 1-CCR

Within Limit

Prediction Limit Intrawell Non-parametric

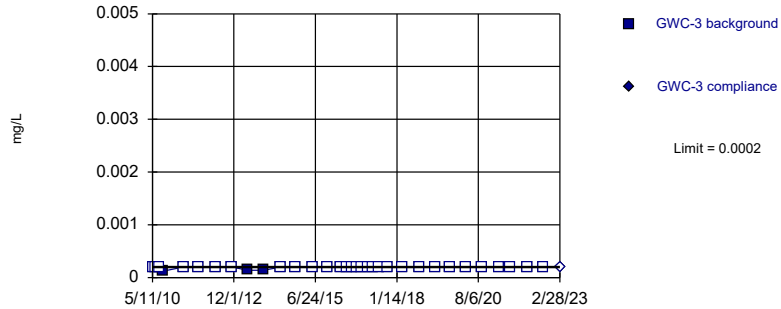


Non-parametric test used in lieu of parametric prediction limit because censored data exceeded 50%. Limit is highest of 33 background values. 87.88% NDs. Well-constituent pair annual alpha = 0.003399. Individual comparison alpha = 0.001701 (1 of 2).

Constituent: Mercury Analysis Run 5/17/2023 1:02 PM View: Appendix I - Intrawell
Plant Scherer Client: Southern Company Data: Scherer Cell 1-CCR

Within Limit

Prediction Limit Intrawell Non-parametric

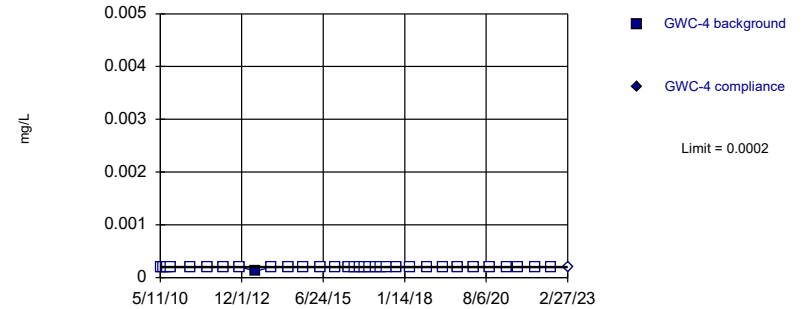


Non-parametric test used in lieu of parametric prediction limit because censored data exceeded 50%. Limit is highest of 33 background values. 90.91% NDs. Well-constituent pair annual alpha = 0.003399. Individual comparison alpha = 0.001701 (1 of 2).

Constituent: Mercury Analysis Run 5/17/2023 1:02 PM View: Appendix I - Intrawell
Plant Scherer Client: Southern Company Data: Scherer Cell 1-CCR

Within Limit

Prediction Limit Intrawell Non-parametric

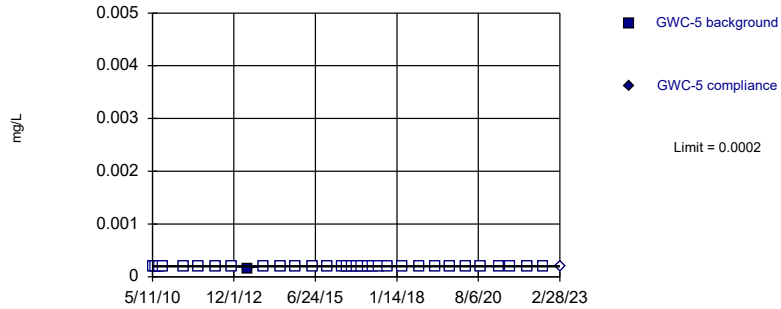


Non-parametric test used in lieu of parametric prediction limit because censored data exceeded 50%. Limit is highest of 33 background values. 96.97% NDs. Well-constituent pair annual alpha = 0.003399. Individual comparison alpha = 0.001701 (1 of 2).

Constituent: Mercury Analysis Run 5/17/2023 1:02 PM View: Appendix I - Intrawell
Plant Scherer Client: Southern Company Data: Scherer Cell 1-CCR

Within Limit

Prediction Limit Intrawell Non-parametric

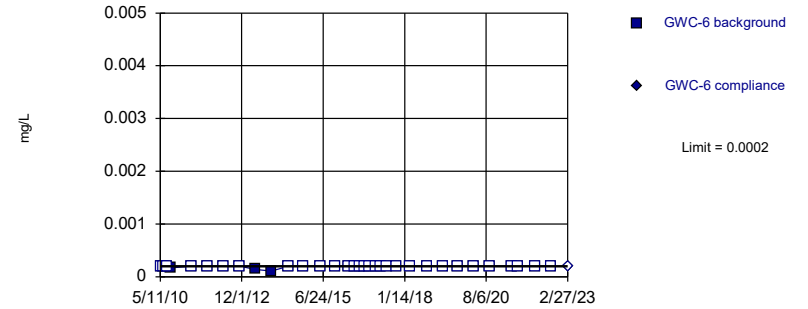


Non-parametric test used in lieu of parametric prediction limit because censored data exceeded 50%. Limit is highest of 33 background values. 96.97% NDs. Well-constituent pair annual alpha = 0.003399. Individual comparison alpha = 0.001701 (1 of 2).

Constituent: Mercury Analysis Run 5/17/2023 1:02 PM View: Appendix I - Intrawell
Plant Scherer Client: Southern Company Data: Scherer Cell 1-CCR

Within Limit

Prediction Limit Intrawell Non-parametric

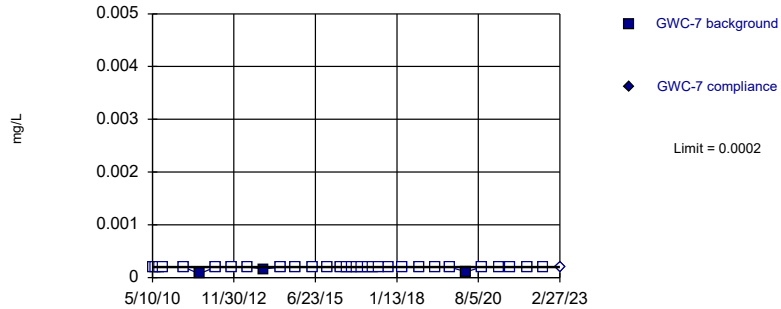


Non-parametric test used in lieu of parametric prediction limit because censored data exceeded 50%. Limit is highest of 33 background values. 90.91% NDs. Well-constituent pair annual alpha = 0.003399. Individual comparison alpha = 0.001701 (1 of 2).

Constituent: Mercury Analysis Run 5/17/2023 1:02 PM View: Appendix I - Intrawell
Plant Scherer Client: Southern Company Data: Scherer Cell 1-CCR

Within Limit

Prediction Limit Intrawell Non-parametric

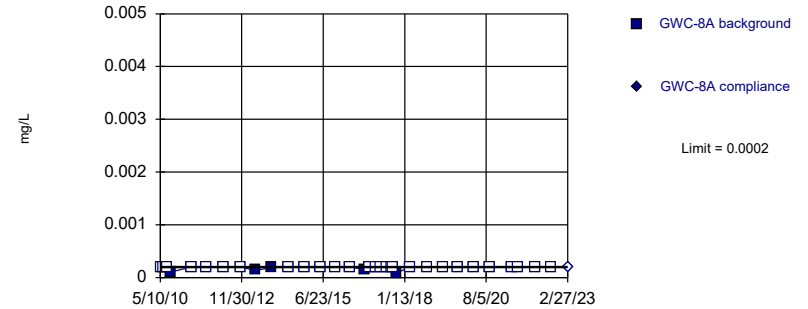


Non-parametric test used in lieu of parametric prediction limit because censored data exceeded 50%. Limit is highest of 33 background values. 90.91% NDs. Well-constituent pair annual alpha = 0.003399. Individual comparison alpha = 0.001701 (1 of 2).

Constituent: Mercury Analysis Run 5/17/2023 1:02 PM View: Appendix I - Intrawell
Plant Scherer Client: Southern Company Data: Scherer Cell 1-CCR

Within Limit

Prediction Limit Intrawell Non-parametric

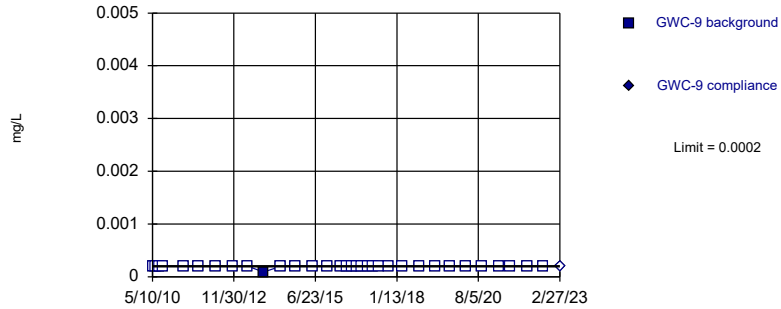


Non-parametric test used in lieu of parametric prediction limit because censored data exceeded 50%. Limit is highest of 33 background values. 84.85% NDs. Well-constituent pair annual alpha = 0.003399. Individual comparison alpha = 0.001701 (1 of 2).

Constituent: Mercury Analysis Run 5/17/2023 1:02 PM View: Appendix I - Intrawell
Plant Scherer Client: Southern Company Data: Scherer Cell 1-CCR

Within Limit

Prediction Limit
Intrawell Non-parametric

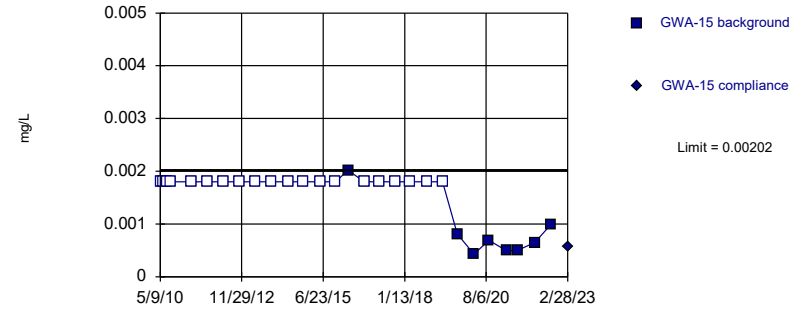


Non-parametric test used in lieu of parametric prediction limit because censored data exceeded 50%. Limit is highest of 33 background values. 96.97% NDs. Well-constituent pair annual alpha = 0.003399. Individual comparison alpha = 0.001701 (1 of 2).

Constituent: Mercury Analysis Run 5/17/2023 1:02 PM View: Appendix I - Intrawell
Plant Scherer Client: Southern Company Data: Scherer Cell 1-CCR

Within Limit

Prediction Limit
Intrawell Non-parametric

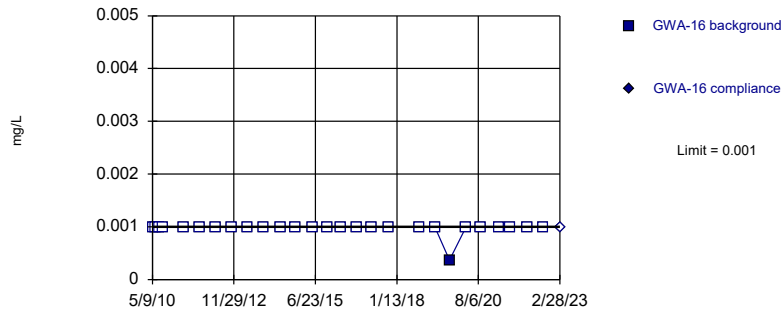


Non-parametric test used in lieu of parametric prediction limit because censored data exceeded 50%. Limit is highest of 28 background values. 71.43% NDs. Well-constituent pair annual alpha = 0.004669. Individual comparison alpha = 0.002337 (1 of 2).

Constituent: Nickel Analysis Run 5/17/2023 1:02 PM View: Appendix I - Intrawell
Plant Scherer Client: Southern Company Data: Scherer Cell 1-CCR

Within Limit

Prediction Limit
Intrawell Non-parametric

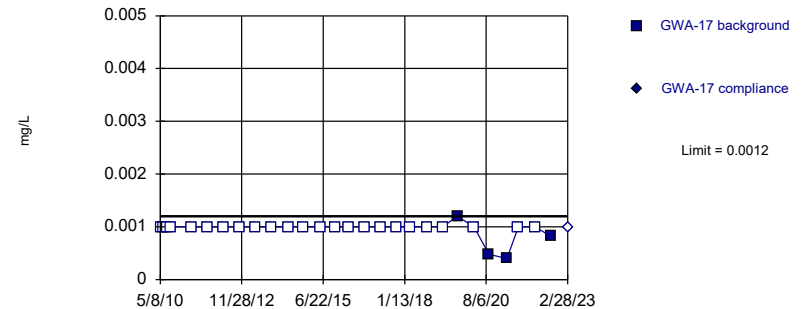


Non-parametric test used in lieu of parametric prediction limit because censored data exceeded 50%. Limit is highest of 27 background values. 96.3% NDs. Well-constituent pair annual alpha = 0.004998. Individual comparison alpha = 0.002502 (1 of 2).

Constituent: Nickel Analysis Run 5/17/2023 1:02 PM View: Appendix I - Intrawell
Plant Scherer Client: Southern Company Data: Scherer Cell 1-CCR

Within Limit

Prediction Limit
Intrawell Non-parametric

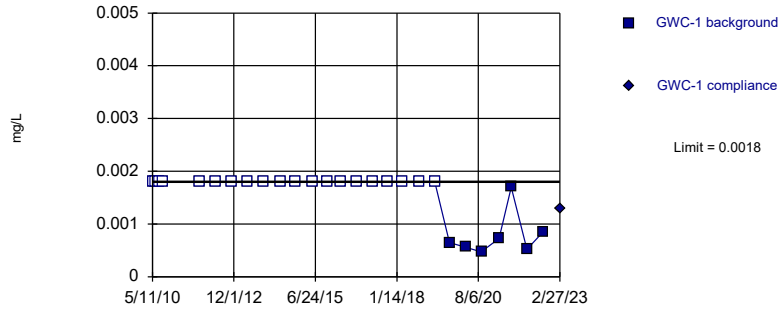


Non-parametric test used in lieu of parametric prediction limit because censored data exceeded 50%. Limit is highest of 28 background values. 85.71% NDs. Well-constituent pair annual alpha = 0.004669. Individual comparison alpha = 0.002337 (1 of 2).

Constituent: Nickel Analysis Run 5/17/2023 1:02 PM View: Appendix I - Intrawell
Plant Scherer Client: Southern Company Data: Scherer Cell 1-CCR

Within Limit

Prediction Limit
Intrawell Non-parametric

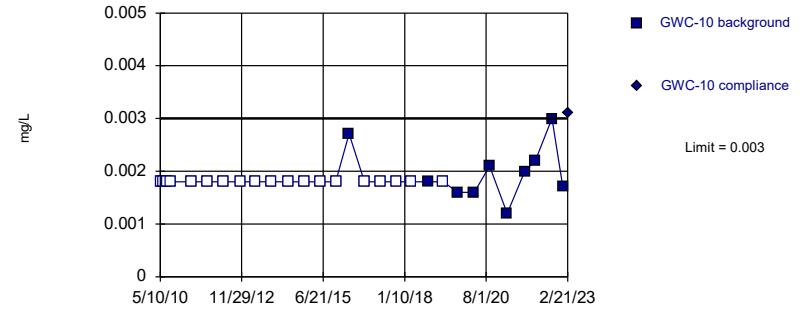


Non-parametric test used in lieu of parametric prediction limit because censored data exceeded 50%. Limit is highest of 27 background values. 74.07% NDs. Well-constituent pair annual alpha = 0.004998. Individual comparison alpha = 0.002502 (1 of 2).

Constituent: Nickel Analysis Run 5/17/2023 1:02 PM View: Appendix I - Intrawell
Plant Scherer Client: Southern Company Data: Scherer Cell 1-CCR

Exceeds Limit

Prediction Limit
Intrawell Non-parametric

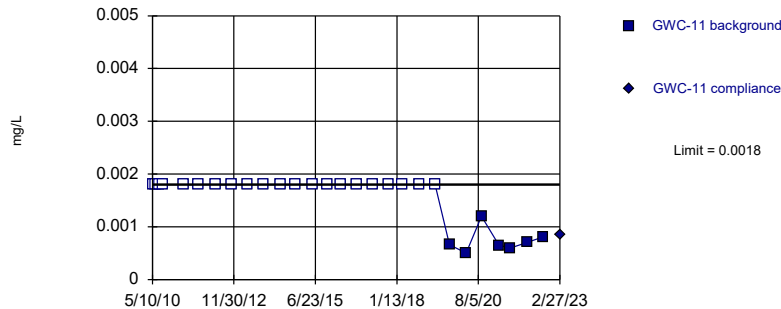


Non-parametric test used in lieu of parametric prediction limit because censored data exceeded 50%. Limit is highest of 29 background values. 65.52% NDs. Well-constituent pair annual alpha = 0.00434. Individual comparison alpha = 0.002172 (1 of 2).

Constituent: Nickel Analysis Run 5/17/2023 1:02 PM View: Appendix I - Intrawell
Plant Scherer Client: Southern Company Data: Scherer Cell 1-CCR

Within Limit

Prediction Limit
Intrawell Non-parametric

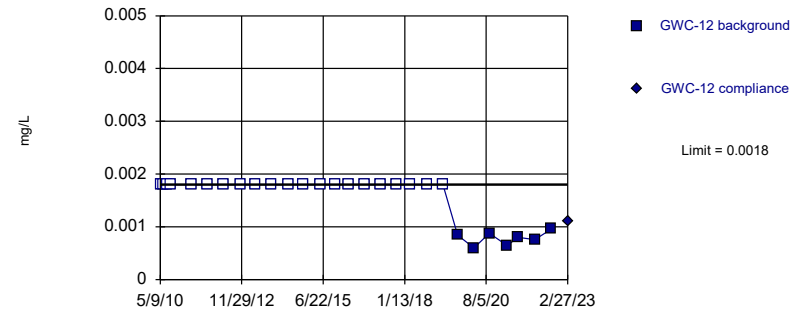


Non-parametric test used in lieu of parametric prediction limit because censored data exceeded 50%. Limit is highest of 28 background values. 75% NDs. Well-constituent pair annual alpha = 0.004669. Individual comparison alpha = 0.002337 (1 of 2).

Constituent: Nickel Analysis Run 5/17/2023 1:02 PM View: Appendix I - Intrawell
Plant Scherer Client: Southern Company Data: Scherer Cell 1-CCR

Within Limit

Prediction Limit
Intrawell Non-parametric

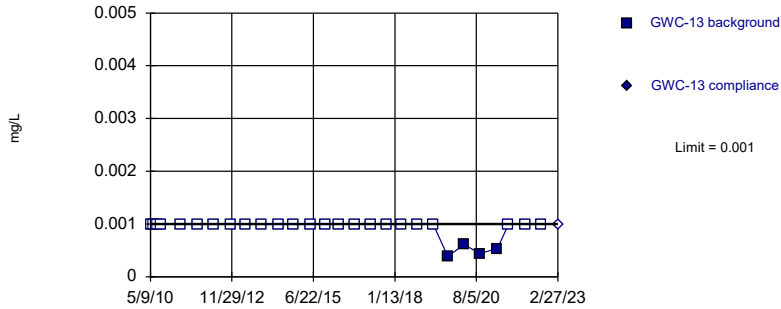


Non-parametric test used in lieu of parametric prediction limit because censored data exceeded 50%. Limit is highest of 28 background values. 75% NDs. Well-constituent pair annual alpha = 0.004669. Individual comparison alpha = 0.002337 (1 of 2).

Constituent: Nickel Analysis Run 5/17/2023 1:02 PM View: Appendix I - Intrawell
Plant Scherer Client: Southern Company Data: Scherer Cell 1-CCR

Within Limit

Prediction Limit Intrawell Non-parametric

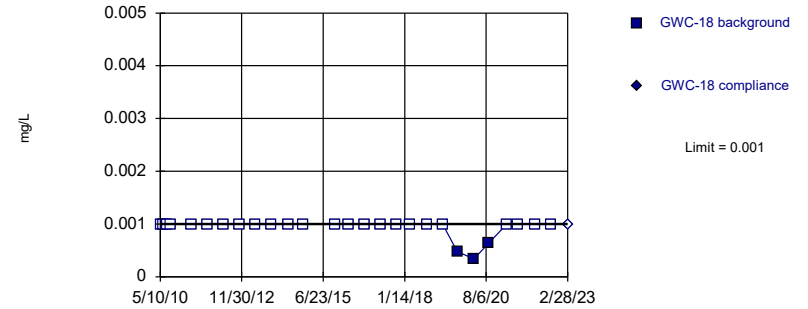


Non-parametric test used in lieu of parametric prediction limit because censored data exceeded 50%. Limit is highest of 28 background values. 85.71% NDs. Well-constituent pair annual alpha = 0.004669. Individual comparison alpha = 0.002337 (1 of 2).

Constituent: Nickel Analysis Run 5/17/2023 1:02 PM View: Appendix I - Intrawell
Plant Scherer Client: Southern Company Data: Scherer Cell 1-CCR

Within Limit

Prediction Limit Intrawell Non-parametric

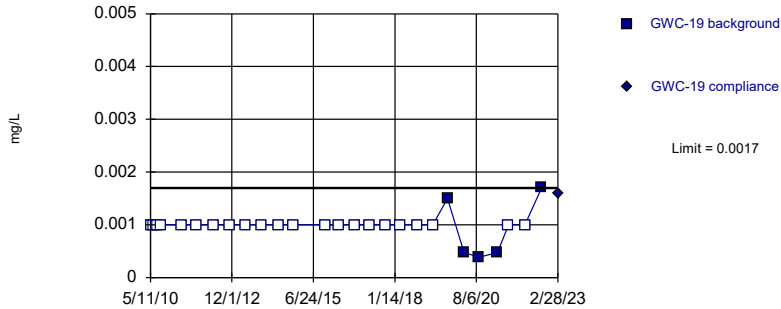


Non-parametric test used in lieu of parametric prediction limit because censored data exceeded 50%. Limit is highest of 27 background values. 88.89% NDs. Well-constituent pair annual alpha = 0.004998. Individual comparison alpha = 0.002502 (1 of 2).

Constituent: Nickel Analysis Run 5/17/2023 1:02 PM View: Appendix I - Intrawell
Plant Scherer Client: Southern Company Data: Scherer Cell 1-CCR

Within Limit

Prediction Limit Intrawell Non-parametric

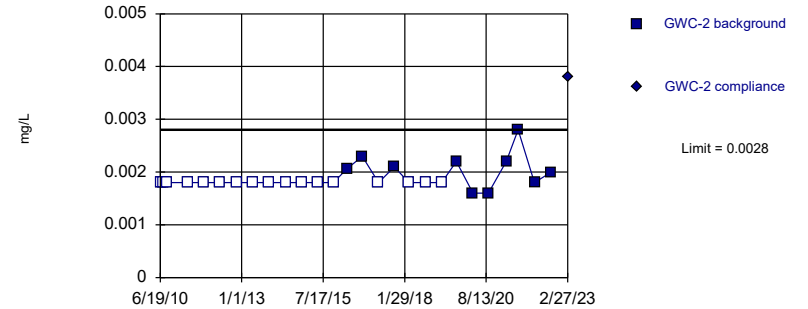


Non-parametric test used in lieu of parametric prediction limit because censored data exceeded 50%. Limit is highest of 27 background values. 81.48% NDs. Well-constituent pair annual alpha = 0.004998. Individual comparison alpha = 0.002502 (1 of 2).

Constituent: Nickel Analysis Run 5/17/2023 1:02 PM View: Appendix I - Intrawell
Plant Scherer Client: Southern Company Data: Scherer Cell 1-CCR

Exceeds Limit

Prediction Limit Intrawell Non-parametric

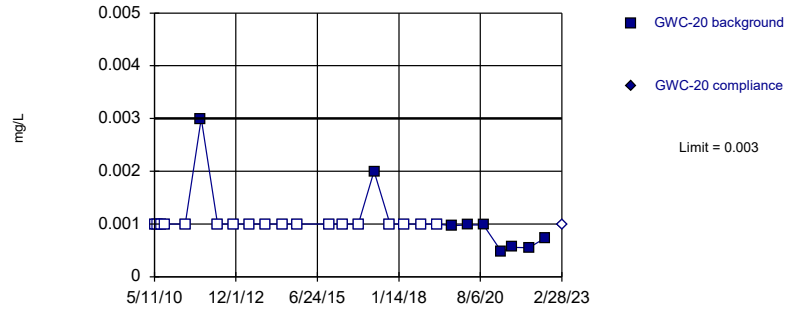


Non-parametric test used in lieu of parametric prediction limit because censored data exceeded 50%. Limit is highest of 27 background values. 62.96% NDs. Well-constituent pair annual alpha = 0.004998. Individual comparison alpha = 0.002502 (1 of 2).

Constituent: Nickel Analysis Run 5/17/2023 1:02 PM View: Appendix I - Intrawell
Plant Scherer Client: Southern Company Data: Scherer Cell 1-CCR

Within Limit

Prediction Limit
Intrawell Non-parametric

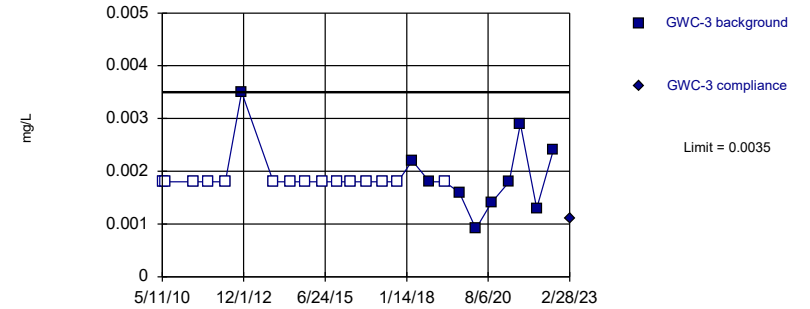


Non-parametric test used in lieu of parametric prediction limit because censored data exceeded 50%. Limit is highest of 27 background values. 66.67% NDs. Well-constituent pair annual alpha = 0.004998. Individual comparison alpha = 0.002502 (1 of 2).

Constituent: Nickel Analysis Run 5/17/2023 1:03 PM View: Appendix I - Intrawell
Plant Scherer Client: Southern Company Data: Scherer Cell 1-CCR

Within Limit

Prediction Limit
Intrawell Non-parametric

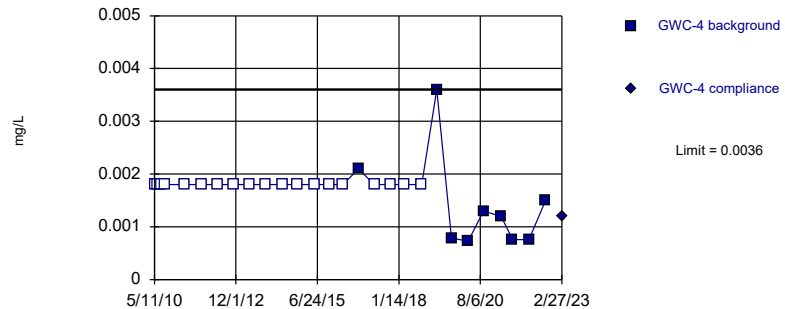


Non-parametric test used in lieu of parametric prediction limit because censored data exceeded 50%. Limit is highest of 25 background values. 60% NDs. Well-constituent pair annual alpha = 0.005656. Individual comparison alpha = 0.002832 (1 of 2).

Constituent: Nickel Analysis Run 5/17/2023 1:03 PM View: Appendix I - Intrawell
Plant Scherer Client: Southern Company Data: Scherer Cell 1-CCR

Within Limit

Prediction Limit
Intrawell Non-parametric

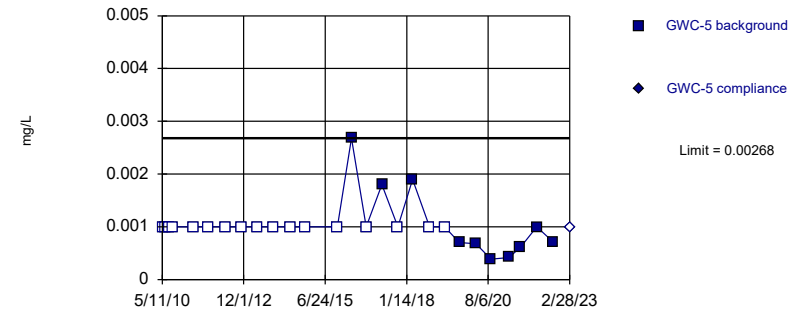


Non-parametric test used in lieu of parametric prediction limit because censored data exceeded 50%. Limit is highest of 28 background values. 67.86% NDs. Well-constituent pair annual alpha = 0.004669. Individual comparison alpha = 0.002337 (1 of 2).

Constituent: Nickel Analysis Run 5/17/2023 1:03 PM View: Appendix I - Intrawell
Plant Scherer Client: Southern Company Data: Scherer Cell 1-CCR

Within Limit

Prediction Limit
Intrawell Non-parametric

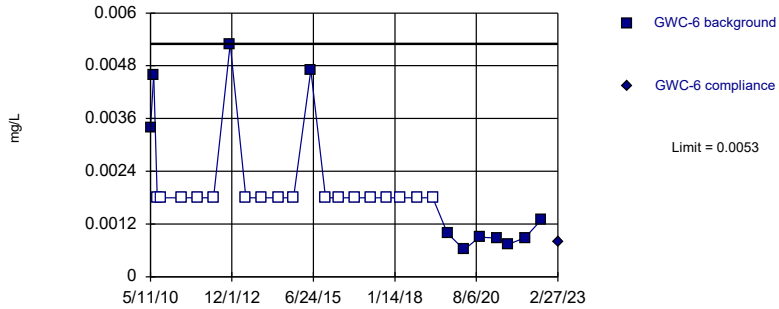


Non-parametric test used in lieu of parametric prediction limit because censored data exceeded 50%. Limit is highest of 27 background values. 62.96% NDs. Well-constituent pair annual alpha = 0.004998. Individual comparison alpha = 0.002502 (1 of 2).

Constituent: Nickel Analysis Run 5/17/2023 1:03 PM View: Appendix I - Intrawell
Plant Scherer Client: Southern Company Data: Scherer Cell 1-CCR

Within Limit

Prediction Limit
Intrawell Non-parametric

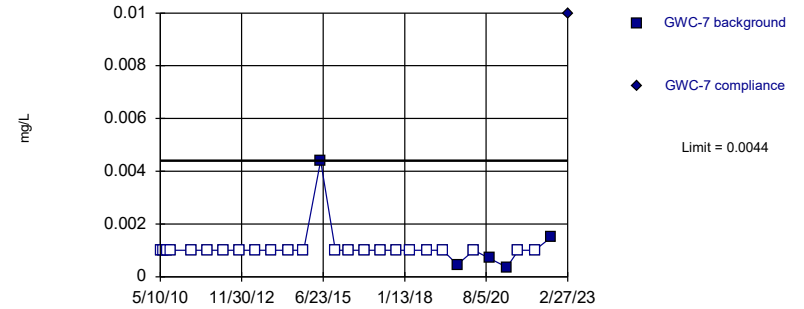


Non-parametric test used in lieu of parametric prediction limit because censored data exceeded 50%. Limit is highest of 28 background values. 60.71% NDs. Well-constituent pair annual alpha = 0.004669. Individual comparison alpha = 0.002337 (1 of 2).

Constituent: Nickel Analysis Run 5/17/2023 1:03 PM View: Appendix I - Intrawell
Plant Scherer Client: Southern Company Data: Scherer Cell 1-CCR

Exceeds Limit

Prediction Limit
Intrawell Non-parametric

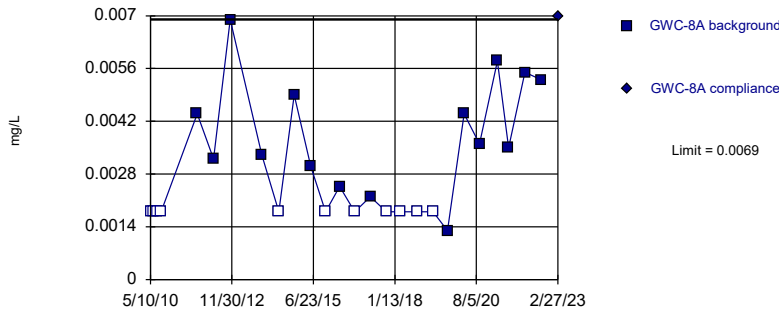


Non-parametric test used in lieu of parametric prediction limit because censored data exceeded 50%. Limit is highest of 28 background values. 82.14% NDs. Well-constituent pair annual alpha = 0.004669. Individual comparison alpha = 0.002337 (1 of 2).

Constituent: Nickel Analysis Run 5/17/2023 1:03 PM View: Appendix I - Intrawell
Plant Scherer Client: Southern Company Data: Scherer Cell 1-CCR

Exceeds Limit

Prediction Limit
Intrawell Non-parametric

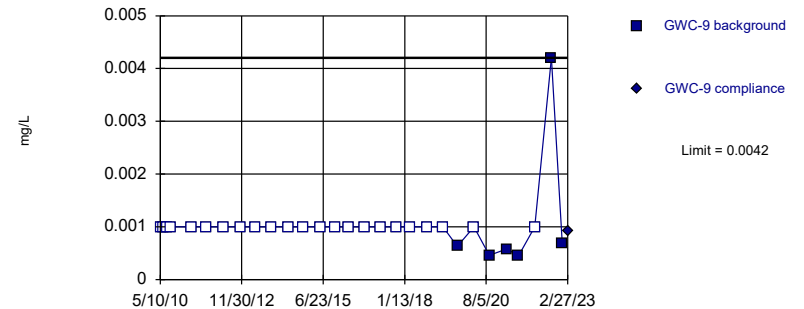


Non-parametric test used in lieu of parametric prediction limit because the Shapiro Wilk normality test showed the data to be non-normal at the 0.01 alpha level. Limit is highest of 26 background values. 42.31% NDs. Well-constituent pair annual alpha = 0.005327. Individual comparison alpha = 0.002667 (1 of 2).

Constituent: Nickel Analysis Run 5/17/2023 1:03 PM View: Appendix I - Intrawell
Plant Scherer Client: Southern Company Data: Scherer Cell 1-CCR

Within Limit

Prediction Limit
Intrawell Non-parametric

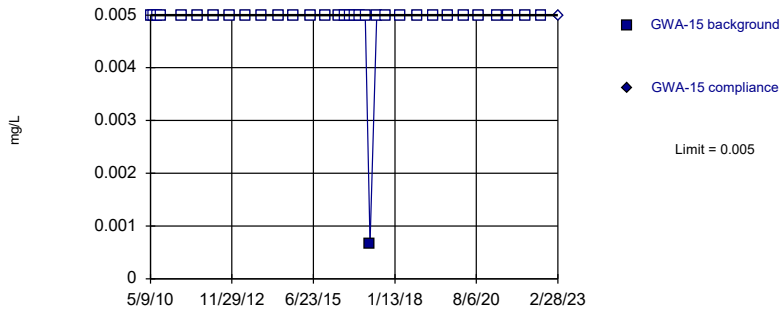


Non-parametric test used in lieu of parametric prediction limit because censored data exceeded 50%. Limit is highest of 29 background values. 79.31% NDs. Well-constituent pair annual alpha = 0.00434. Individual comparison alpha = 0.002172 (1 of 2).

Constituent: Nickel Analysis Run 5/17/2023 1:03 PM View: Appendix I - Intrawell
Plant Scherer Client: Southern Company Data: Scherer Cell 1-CCR

Within Limit

Prediction Limit
Intrawell Non-parametric

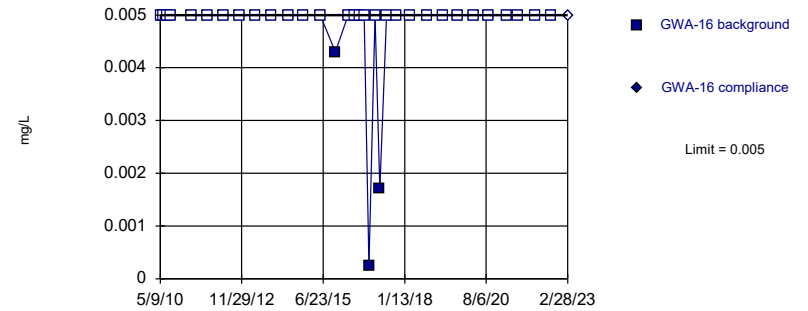


Non-parametric test used in lieu of parametric prediction limit because censored data exceeded 50%. Limit is highest of 33 background values. 96.97% NDs. Well-constituent pair annual alpha = 0.003399. Individual comparison alpha = 0.001701 (1 of 2).

Constituent: Selenium, Total Analysis Run 5/17/2023 1:03 PM View: Appendix I - Intrawell
Plant Scherer Client: Southern Company Data: Scherer Cell 1-CCR

Within Limit

Prediction Limit
Intrawell Non-parametric

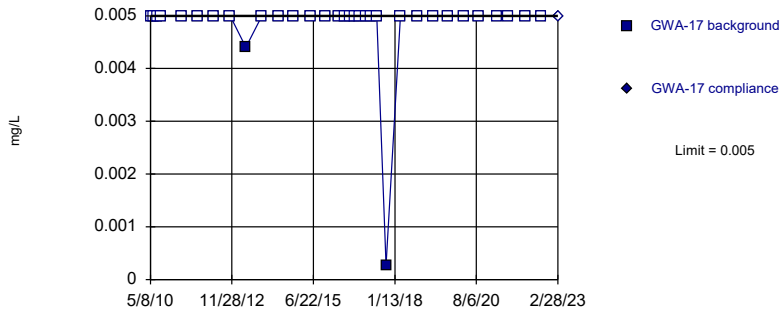


Non-parametric test used in lieu of parametric prediction limit because censored data exceeded 50%. Limit is highest of 33 background values. 90.91% NDs. Well-constituent pair annual alpha = 0.003399. Individual comparison alpha = 0.001701 (1 of 2).

Constituent: Selenium, Total Analysis Run 5/17/2023 1:03 PM View: Appendix I - Intrawell
Plant Scherer Client: Southern Company Data: Scherer Cell 1-CCR

Within Limit

Prediction Limit
Intrawell Non-parametric

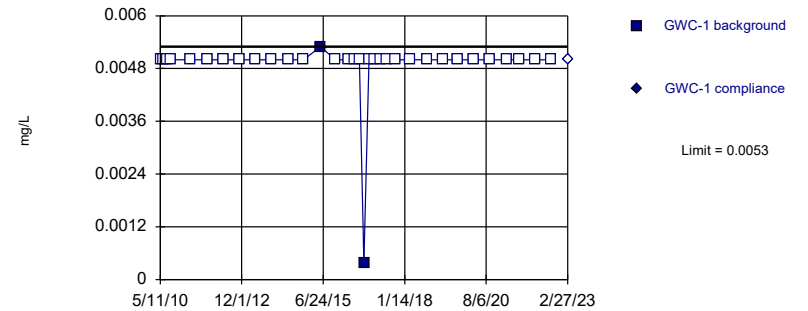


Non-parametric test used in lieu of parametric prediction limit because censored data exceeded 50%. Limit is highest of 33 background values. 93.94% NDs. Well-constituent pair annual alpha = 0.003399. Individual comparison alpha = 0.001701 (1 of 2).

Constituent: Selenium, Total Analysis Run 5/17/2023 1:03 PM View: Appendix I - Intrawell
Plant Scherer Client: Southern Company Data: Scherer Cell 1-CCR

Within Limit

Prediction Limit
Intrawell Non-parametric

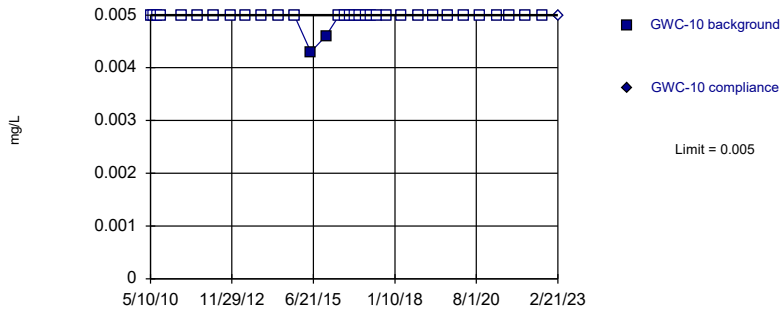


Non-parametric test used in lieu of parametric prediction limit because censored data exceeded 50%. Limit is highest of 33 background values. 93.94% NDs. Well-constituent pair annual alpha = 0.003399. Individual comparison alpha = 0.001701 (1 of 2).

Constituent: Selenium, Total Analysis Run 5/17/2023 1:03 PM View: Appendix I - Intrawell
Plant Scherer Client: Southern Company Data: Scherer Cell 1-CCR

Within Limit

Prediction Limit Intrawell Non-parametric

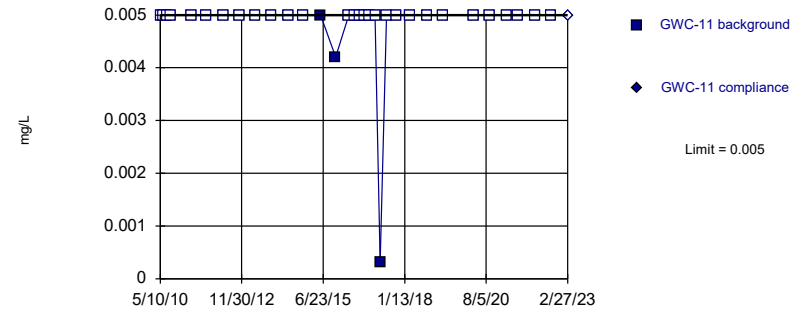


Non-parametric test used in lieu of parametric prediction limit because censored data exceeded 50%. Limit is highest of 33 background values. 93.94% NDs. Well-constituent pair annual alpha = 0.003399. Individual comparison alpha = 0.001701 (1 of 2).

Constituent: Selenium, Total Analysis Run 5/17/2023 1:03 PM View: Appendix I - Intrawell
Plant Scherer Client: Southern Company Data: Scherer Cell 1-CCR

Within Limit

Prediction Limit Intrawell Non-parametric

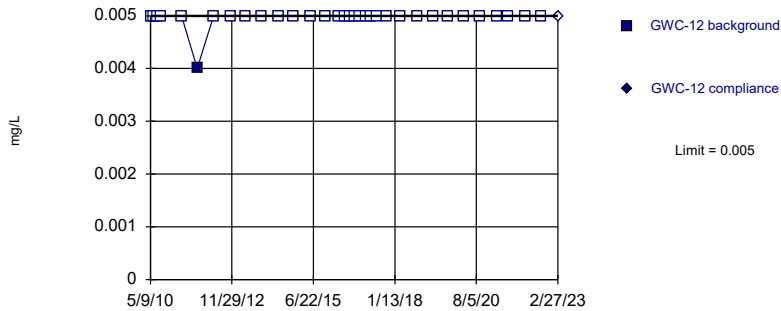


Non-parametric test used in lieu of parametric prediction limit because censored data exceeded 50%. Limit is highest of 32 background values. 90.63% NDs. Well-constituent pair annual alpha = 0.003603. Individual comparison alpha = 0.001803 (1 of 2).

Constituent: Selenium, Total Analysis Run 5/17/2023 1:03 PM View: Appendix I - Intrawell
Plant Scherer Client: Southern Company Data: Scherer Cell 1-CCR

Within Limit

Prediction Limit Intrawell Non-parametric

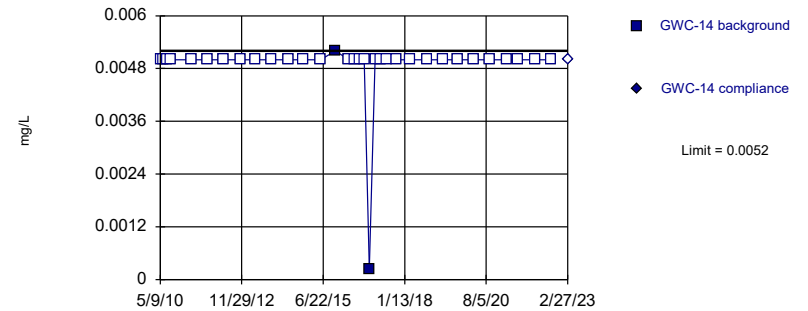


Non-parametric test used in lieu of parametric prediction limit because censored data exceeded 50%. Limit is highest of 33 background values. 96.97% NDs. Well-constituent pair annual alpha = 0.003399. Individual comparison alpha = 0.001701 (1 of 2).

Constituent: Selenium, Total Analysis Run 5/17/2023 1:03 PM View: Appendix I - Intrawell
Plant Scherer Client: Southern Company Data: Scherer Cell 1-CCR

Within Limit

Prediction Limit Intrawell Non-parametric

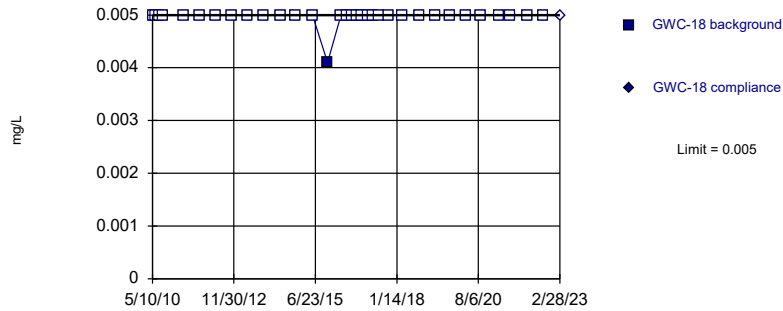


Non-parametric test used in lieu of parametric prediction limit because censored data exceeded 50%. Limit is highest of 33 background values. 93.94% NDs. Well-constituent pair annual alpha = 0.003399. Individual comparison alpha = 0.001701 (1 of 2).

Constituent: Selenium, Total Analysis Run 5/17/2023 1:03 PM View: Appendix I - Intrawell
Plant Scherer Client: Southern Company Data: Scherer Cell 1-CCR

Within Limit

Prediction Limit Intrawell Non-parametric

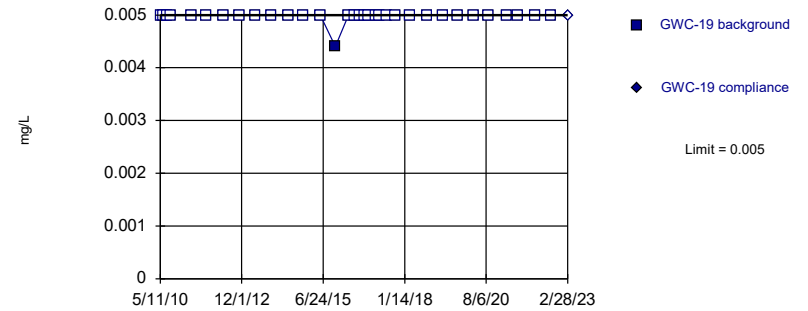


Non-parametric test used in lieu of parametric prediction limit because censored data exceeded 50%. Limit is highest of 33 background values. 96.97% NDs. Well-constituent pair annual alpha = 0.003399. Individual comparison alpha = 0.001701 (1 of 2).

Constituent: Selenium, Total Analysis Run 5/17/2023 1:03 PM View: Appendix I - Intrawell
Plant Scherer Client: Southern Company Data: Scherer Cell 1-CCR

Within Limit

Prediction Limit Intrawell Non-parametric

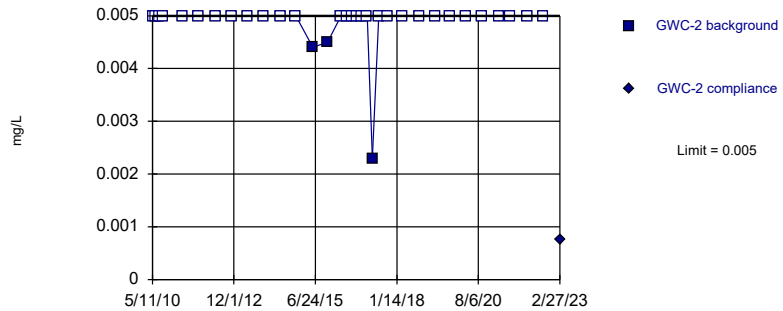


Non-parametric test used in lieu of parametric prediction limit because censored data exceeded 50%. Limit is highest of 33 background values. 96.97% NDs. Well-constituent pair annual alpha = 0.003399. Individual comparison alpha = 0.001701 (1 of 2).

Constituent: Selenium, Total Analysis Run 5/17/2023 1:03 PM View: Appendix I - Intrawell
Plant Scherer Client: Southern Company Data: Scherer Cell 1-CCR

Within Limit

Prediction Limit Intrawell Non-parametric

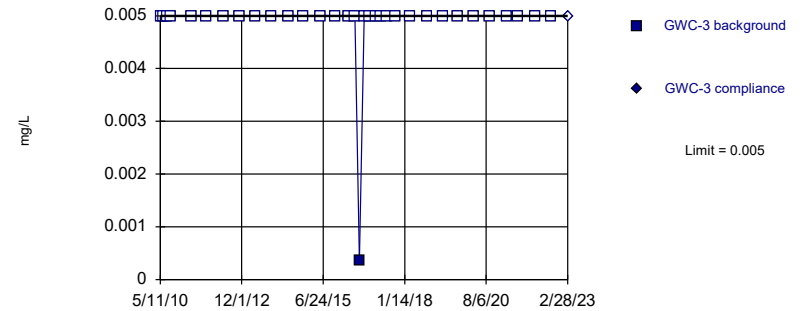


Non-parametric test used in lieu of parametric prediction limit because censored data exceeded 50%. Limit is highest of 33 background values. 90.91% NDs. Well-constituent pair annual alpha = 0.003399. Individual comparison alpha = 0.001701 (1 of 2).

Constituent: Selenium, Total Analysis Run 5/17/2023 1:03 PM View: Appendix I - Intrawell
Plant Scherer Client: Southern Company Data: Scherer Cell 1-CCR

Within Limit

Prediction Limit Intrawell Non-parametric

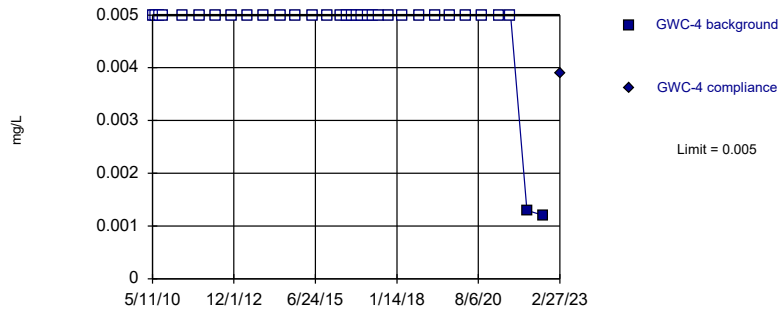


Non-parametric test used in lieu of parametric prediction limit because censored data exceeded 50%. Limit is highest of 33 background values. 96.97% NDs. Well-constituent pair annual alpha = 0.003399. Individual comparison alpha = 0.001701 (1 of 2).

Constituent: Selenium, Total Analysis Run 5/17/2023 1:03 PM View: Appendix I - Intrawell
Plant Scherer Client: Southern Company Data: Scherer Cell 1-CCR

Within Limit

Prediction Limit
Intrawell Non-parametric

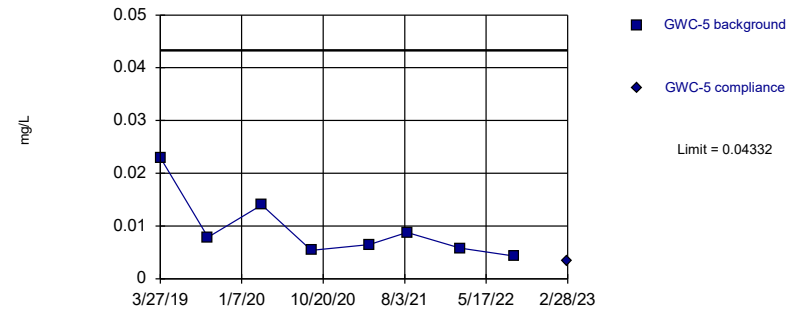


Non-parametric test used in lieu of parametric prediction limit because censored data exceeded 50%. Limit is highest of 33 background values. 93.94% NDs. Well-constituent pair annual alpha = 0.003399. Individual comparison alpha = 0.001701 (1 of 2).

Constituent: Selenium, Total Analysis Run 5/17/2023 1:03 PM View: Appendix I - Intrawell
Plant Scherer Client: Southern Company Data: Scherer Cell 1-CCR

Within Limit

Prediction Limit
Intrawell Parametric

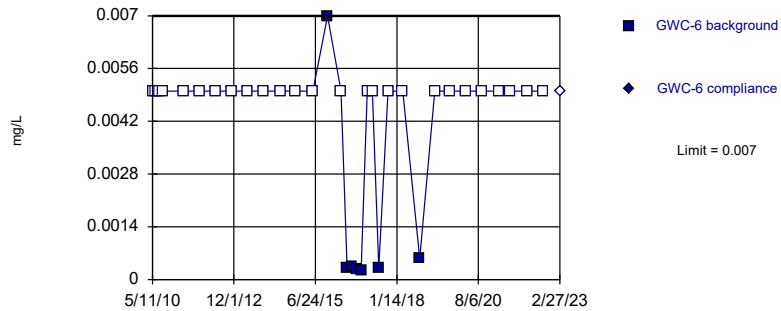


Background Data Summary (based on square root transformation): Mean=0.09356, Std. Dev.=0.02845, n=8. Normality test: Shapiro Wilk @alpha = 0.1, calculated = 0.8603, critical = 0.851. Kappa = 4.027 (c=16, w=17, 1 of 2, event alpha = 0.05132). Report alpha = 0.0001937.

Constituent: Selenium, Total Analysis Run 5/17/2023 1:03 PM View: Appendix I - Intrawell
Plant Scherer Client: Southern Company Data: Scherer Cell 1-CCR

Within Limit

Prediction Limit
Intrawell Non-parametric

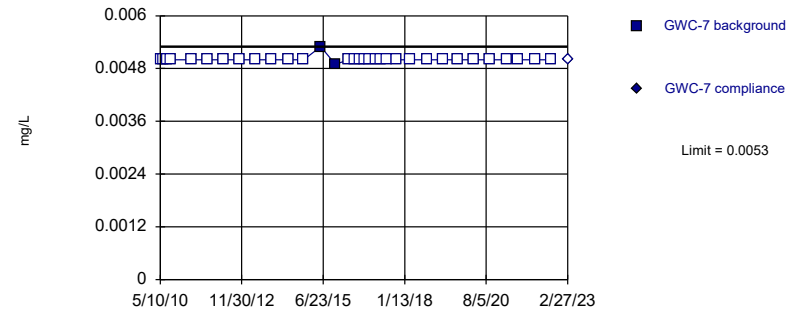


Non-parametric test used in lieu of parametric prediction limit because censored data exceeded 50%. Limit is highest of 33 background values. 78.79% NDs. Well-constituent pair annual alpha = 0.003399. Individual comparison alpha = 0.001701 (1 of 2).

Constituent: Selenium, Total Analysis Run 5/17/2023 1:03 PM View: Appendix I - Intrawell
Plant Scherer Client: Southern Company Data: Scherer Cell 1-CCR

Within Limit

Prediction Limit
Intrawell Non-parametric

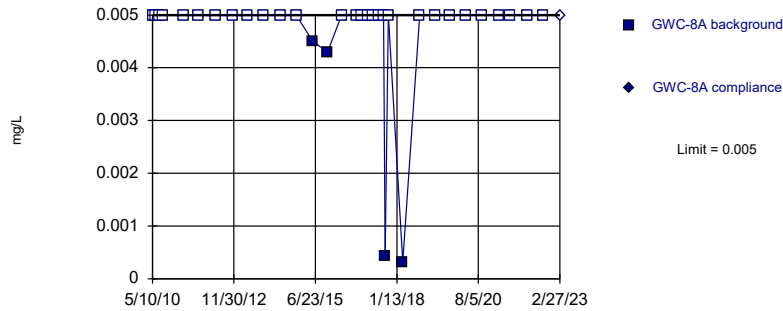


Non-parametric test used in lieu of parametric prediction limit because censored data exceeded 50%. Limit is highest of 33 background values. 93.94% NDs. Well-constituent pair annual alpha = 0.003399. Individual comparison alpha = 0.001701 (1 of 2).

Constituent: Selenium, Total Analysis Run 5/17/2023 1:03 PM View: Appendix I - Intrawell
Plant Scherer Client: Southern Company Data: Scherer Cell 1-CCR

Within Limit

Prediction Limit
 Intrawell Non-parametric

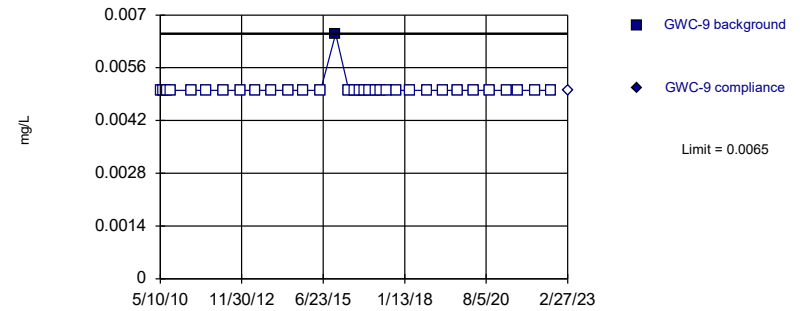


Non-parametric test used in lieu of parametric prediction limit because censored data exceeded 50%. Limit is highest of 33 background values. 87.88% NDs. Well-constituent pair annual alpha = 0.003399. Individual comparison alpha = 0.001701 (1 of 2).

Constituent: Selenium, Total Analysis Run 5/17/2023 1:03 PM View: Appendix I - Intrawell
 Plant Scherer Client: Southern Company Data: Scherer Cell 1-CCR

Within Limit

Prediction Limit
 Intrawell Non-parametric

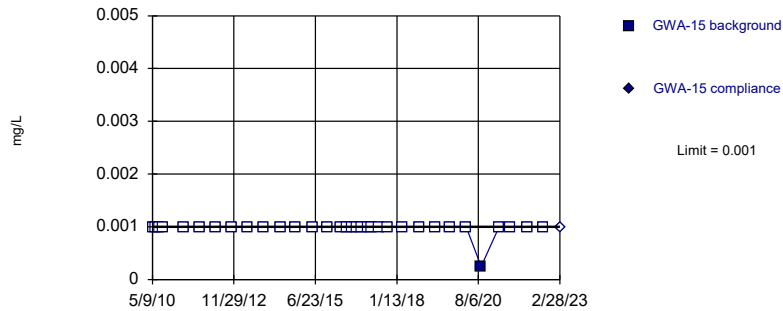


Non-parametric test used in lieu of parametric prediction limit because censored data exceeded 50%. Limit is highest of 33 background values. 96.97% NDs. Well-constituent pair annual alpha = 0.003399. Individual comparison alpha = 0.001701 (1 of 2).

Constituent: Selenium, Total Analysis Run 5/17/2023 1:03 PM View: Appendix I - Intrawell
 Plant Scherer Client: Southern Company Data: Scherer Cell 1-CCR

Within Limit

Prediction Limit
 Intrawell Non-parametric

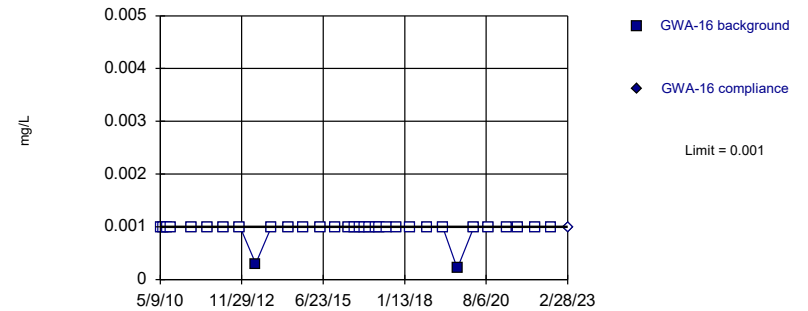


Non-parametric test used in lieu of parametric prediction limit because censored data exceeded 50%. Limit is highest of 33 background values. 96.97% NDs. Well-constituent pair annual alpha = 0.003399. Individual comparison alpha = 0.001701 (1 of 2).

Constituent: Thallium, Total Analysis Run 5/17/2023 1:03 PM View: Appendix I - Intrawell
 Plant Scherer Client: Southern Company Data: Scherer Cell 1-CCR

Within Limit

Prediction Limit
 Intrawell Non-parametric

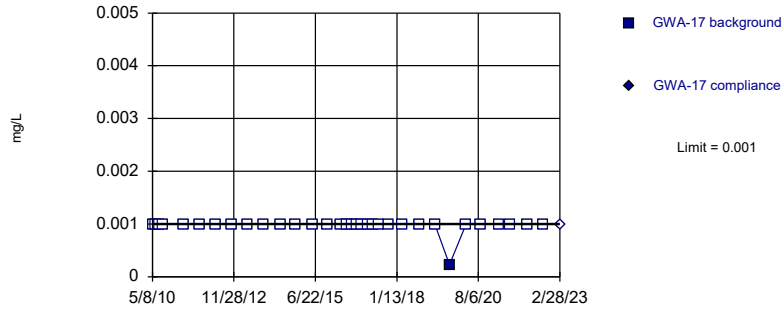


Non-parametric test used in lieu of parametric prediction limit because censored data exceeded 50%. Limit is highest of 33 background values. 93.94% NDs. Well-constituent pair annual alpha = 0.003399. Individual comparison alpha = 0.001701 (1 of 2).

Constituent: Thallium, Total Analysis Run 5/17/2023 1:03 PM View: Appendix I - Intrawell
 Plant Scherer Client: Southern Company Data: Scherer Cell 1-CCR

Within Limit

Prediction Limit Intrawell Non-parametric

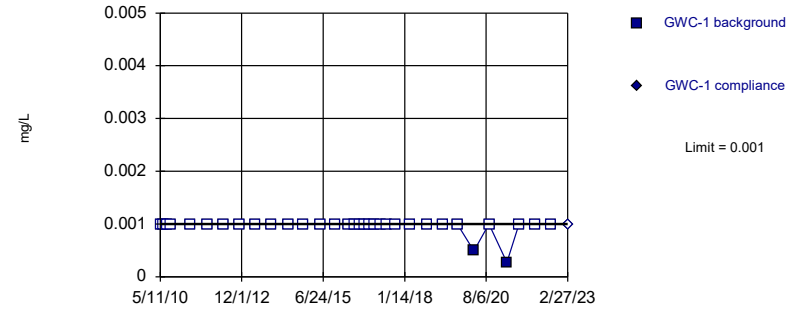


Non-parametric test used in lieu of parametric prediction limit because censored data exceeded 50%. Limit is highest of 33 background values. 96.97% NDs. Well-constituent pair annual alpha = 0.003399. Individual comparison alpha = 0.001701 (1 of 2).

Constituent: Thallium, Total Analysis Run 5/17/2023 1:03 PM View: Appendix I - Intrawell
Plant Scherer Client: Southern Company Data: Scherer Cell 1-CCR

Within Limit

Prediction Limit Intrawell Non-parametric

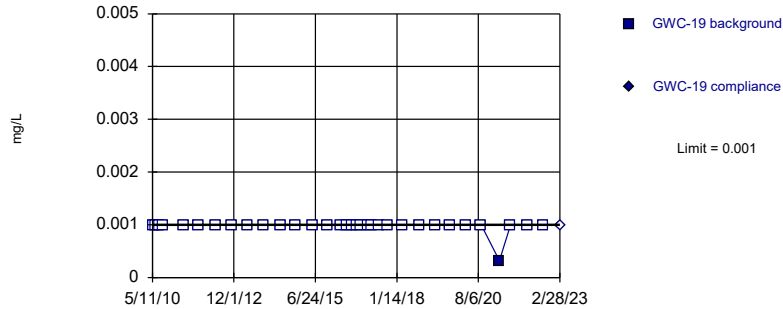


Non-parametric test used in lieu of parametric prediction limit because censored data exceeded 50%. Limit is highest of 33 background values. 93.94% NDs. Well-constituent pair annual alpha = 0.003399. Individual comparison alpha = 0.001701 (1 of 2).

Constituent: Thallium, Total Analysis Run 5/17/2023 1:03 PM View: Appendix I - Intrawell
Plant Scherer Client: Southern Company Data: Scherer Cell 1-CCR

Within Limit

Prediction Limit Intrawell Non-parametric

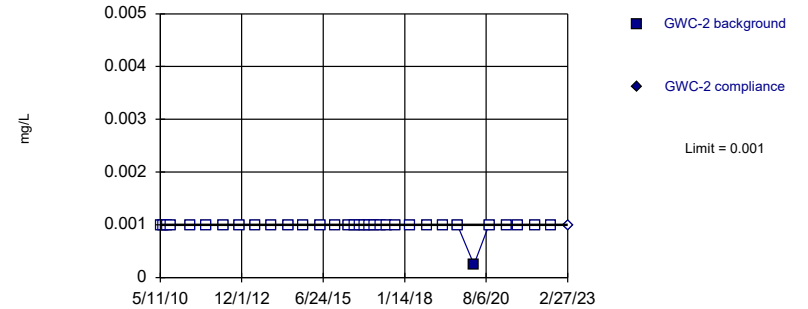


Non-parametric test used in lieu of parametric prediction limit because censored data exceeded 50%. Limit is highest of 33 background values. 96.97% NDs. Well-constituent pair annual alpha = 0.003399. Individual comparison alpha = 0.001701 (1 of 2).

Constituent: Thallium, Total Analysis Run 5/17/2023 1:03 PM View: Appendix I - Intrawell
Plant Scherer Client: Southern Company Data: Scherer Cell 1-CCR

Within Limit

Prediction Limit Intrawell Non-parametric

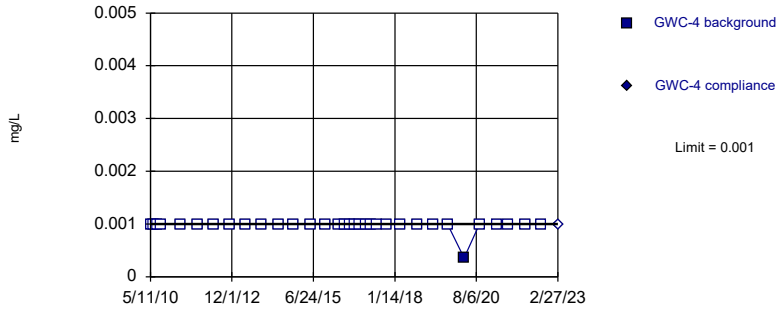


Non-parametric test used in lieu of parametric prediction limit because censored data exceeded 50%. Limit is highest of 33 background values. 96.97% NDs. Well-constituent pair annual alpha = 0.003399. Individual comparison alpha = 0.001701 (1 of 2).

Constituent: Thallium, Total Analysis Run 5/17/2023 1:03 PM View: Appendix I - Intrawell
Plant Scherer Client: Southern Company Data: Scherer Cell 1-CCR

Within Limit

Prediction Limit Intrawell Non-parametric

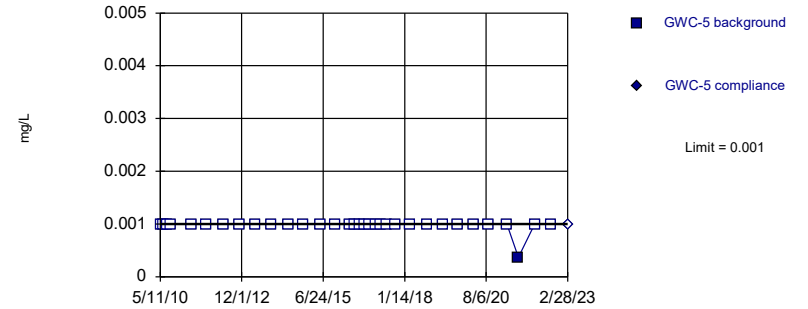


Non-parametric test used in lieu of parametric prediction limit because censored data exceeded 50%. Limit is highest of 33 background values. 96.97% NDs. Well-constituent pair annual alpha = 0.003399. Individual comparison alpha = 0.001701 (1 of 2).

Constituent: Thallium, Total Analysis Run 5/17/2023 1:03 PM View: Appendix I - Intrawell
Plant Scherer Client: Southern Company Data: Scherer Cell 1-CCR

Within Limit

Prediction Limit Intrawell Non-parametric

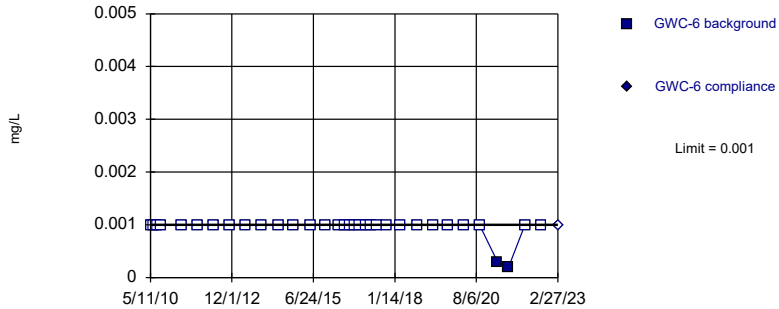


Non-parametric test used in lieu of parametric prediction limit because censored data exceeded 50%. Limit is highest of 33 background values. 96.97% NDs. Well-constituent pair annual alpha = 0.003399. Individual comparison alpha = 0.001701 (1 of 2).

Constituent: Thallium, Total Analysis Run 5/17/2023 1:03 PM View: Appendix I - Intrawell
Plant Scherer Client: Southern Company Data: Scherer Cell 1-CCR

Within Limit

Prediction Limit Intrawell Non-parametric

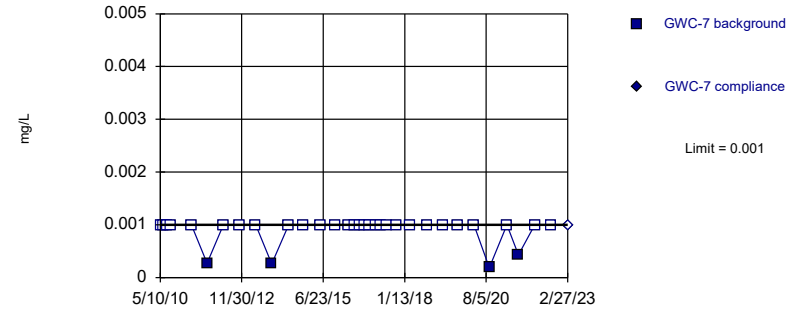


Non-parametric test used in lieu of parametric prediction limit because censored data exceeded 50%. Limit is highest of 33 background values. 93.94% NDs. Well-constituent pair annual alpha = 0.003399. Individual comparison alpha = 0.001701 (1 of 2).

Constituent: Thallium, Total Analysis Run 5/17/2023 1:03 PM View: Appendix I - Intrawell
Plant Scherer Client: Southern Company Data: Scherer Cell 1-CCR

Within Limit

Prediction Limit Intrawell Non-parametric

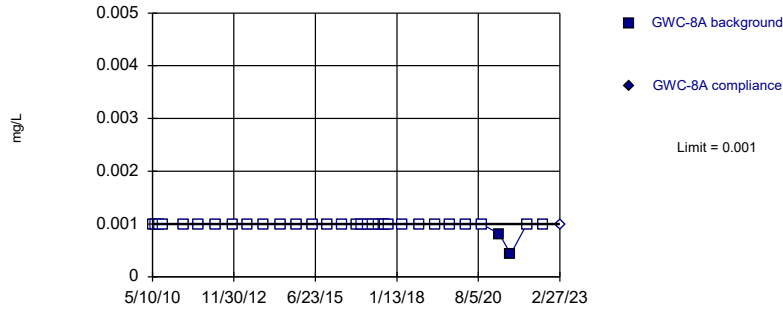


Non-parametric test used in lieu of parametric prediction limit because censored data exceeded 50%. Limit is highest of 33 background values. 87.88% NDs. Well-constituent pair annual alpha = 0.003399. Individual comparison alpha = 0.001701 (1 of 2).

Constituent: Thallium, Total Analysis Run 5/17/2023 1:03 PM View: Appendix I - Intrawell
Plant Scherer Client: Southern Company Data: Scherer Cell 1-CCR

Within Limit

Prediction Limit
Intrawell Non-parametric

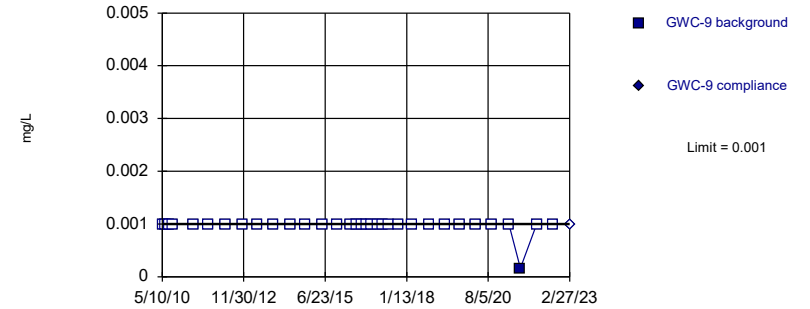


Non-parametric test used in lieu of parametric prediction limit because censored data exceeded 50%. Limit is highest of 33 background values. 93.94% NDs. Well-constituent pair annual alpha = 0.003399. Individual comparison alpha = 0.001701 (1 of 2).

Constituent: Thallium, Total Analysis Run 5/17/2023 1:03 PM View: Appendix I - Intrawell
Plant Scherer Client: Southern Company Data: Scherer Cell 1-CCR

Within Limit

Prediction Limit
Intrawell Non-parametric

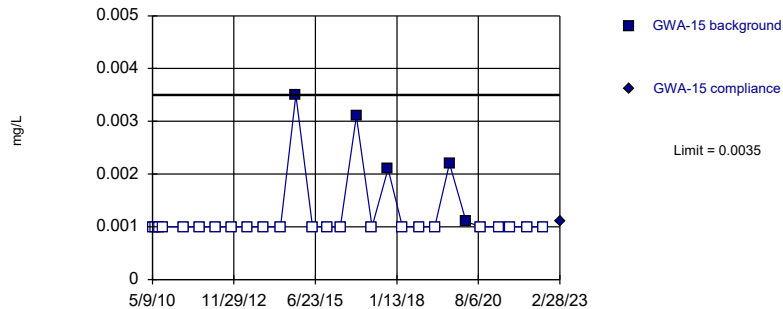


Non-parametric test used in lieu of parametric prediction limit because censored data exceeded 50%. Limit is highest of 33 background values. 96.97% NDs. Well-constituent pair annual alpha = 0.003399. Individual comparison alpha = 0.001701 (1 of 2).

Constituent: Thallium, Total Analysis Run 5/17/2023 1:03 PM View: Appendix I - Intrawell
Plant Scherer Client: Southern Company Data: Scherer Cell 1-CCR

Within Limit

Prediction Limit
Intrawell Non-parametric

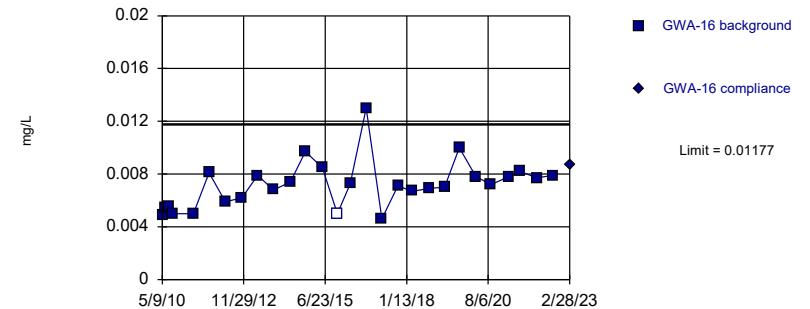


Non-parametric test used in lieu of parametric prediction limit because censored data exceeded 50%. Limit is highest of 28 background values. 82.14% NDs. Well-constituent pair annual alpha = 0.004669. Individual comparison alpha = 0.002337 (1 of 2).

Constituent: Vanadium Analysis Run 5/17/2023 1:03 PM View: Appendix I - Intrawell
Plant Scherer Client: Southern Company Data: Scherer Cell 1-CCR

Within Limit

Prediction Limit
Intrawell Parametric

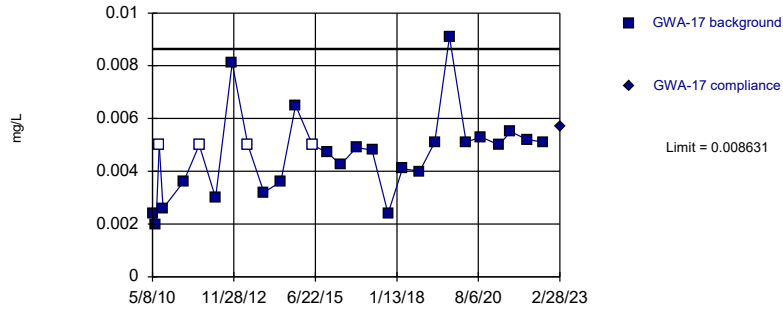


Background Data Summary: Mean=0.007159, Std. Dev.=0.001817, n=28, 3.571% NDs. Normality test: Shapiro Wilk @alpha = 0.01, calculated = 0.9098, critical = 0.896. Kappa = 2.539 (c=16, w=17, 1 of 2, event alpha = 0.05132). Report alpha = 0.0001937.

Constituent: Vanadium Analysis Run 5/17/2023 1:03 PM View: Appendix I - Intrawell
Plant Scherer Client: Southern Company Data: Scherer Cell 1-CCR

Within Limit

Prediction Limit Intrawell Parametric

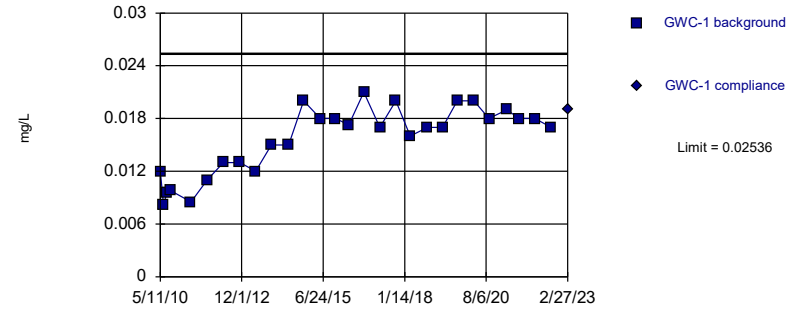


Background Data Summary: Mean=0.004626, Std. Dev.=0.001577, n=28, 14.29% NDs. Normality test: Shapiro Wilk @alpha = 0.01, calculated = 0.9059, critical = 0.896. Kappa = 2.539 (c=16, w=17, 1 of 2, event alpha = 0.05132). Report alpha = 0.0001937.

Constituent: Vanadium Analysis Run 5/17/2023 1:03 PM View: Appendix I - Intrawell
Plant Scherer Client: Southern Company Data: Scherer Cell 1-CCR

Within Limit

Prediction Limit Intrawell Parametric

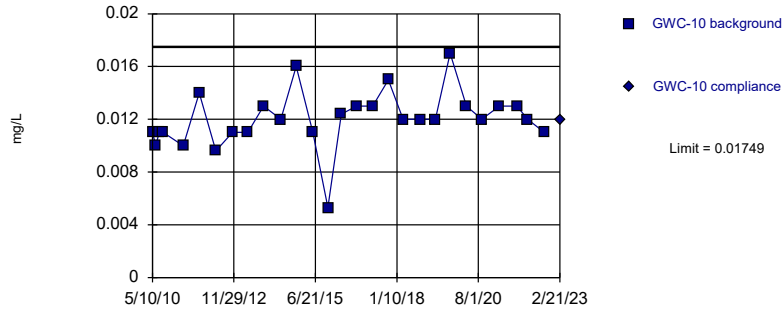


Background Data Summary: Mean=0.01566, Std. Dev.=0.003819, n=28. Normality test: Shapiro Wilk @alpha = 0.01, calculated = 0.9099, critical = 0.896. Kappa = 2.539 (c=16, w=17, 1 of 2, event alpha = 0.05132). Report alpha = 0.0001937.

Constituent: Vanadium Analysis Run 5/17/2023 1:03 PM View: Appendix I - Intrawell
Plant Scherer Client: Southern Company Data: Scherer Cell 1-CCR

Within Limit

Prediction Limit Intrawell Parametric

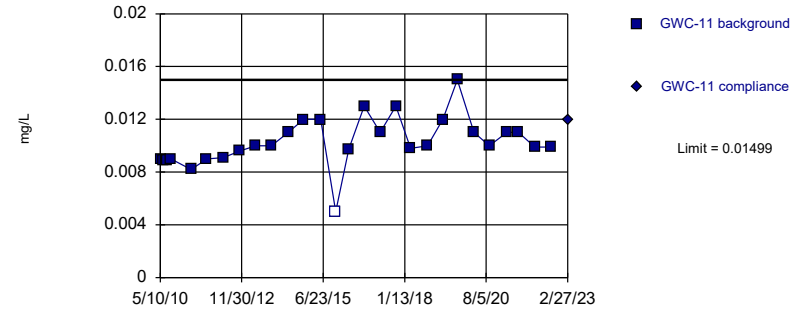


Background Data Summary: Mean=0.01201, Std. Dev.=0.002159, n=28. Normality test: Shapiro Wilk @alpha = 0.01, calculated = 0.9143, critical = 0.896. Kappa = 2.539 (c=16, w=17, 1 of 2, event alpha = 0.05132). Report alpha = 0.0001937.

Constituent: Vanadium Analysis Run 5/17/2023 1:03 PM View: Appendix I - Intrawell
Plant Scherer Client: Southern Company Data: Scherer Cell 1-CCR

Within Limit

Prediction Limit Intrawell Parametric

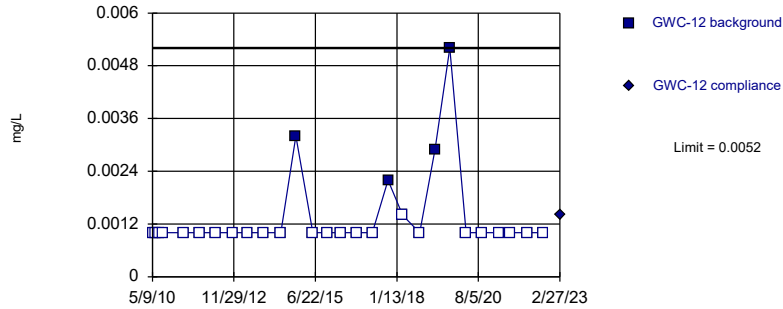


Background Data Summary: Mean=0.01029, Std. Dev.=0.00185, n=28, 3.571% NDs. Normality test: Shapiro Wilk @alpha = 0.01, calculated = 0.9363, critical = 0.896. Kappa = 2.539 (c=16, w=17, 1 of 2, event alpha = 0.05132). Report alpha = 0.0001937.

Constituent: Vanadium Analysis Run 5/17/2023 1:03 PM View: Appendix I - Intrawell
Plant Scherer Client: Southern Company Data: Scherer Cell 1-CCR

Within Limit

Prediction Limit
Intrawell Non-parametric

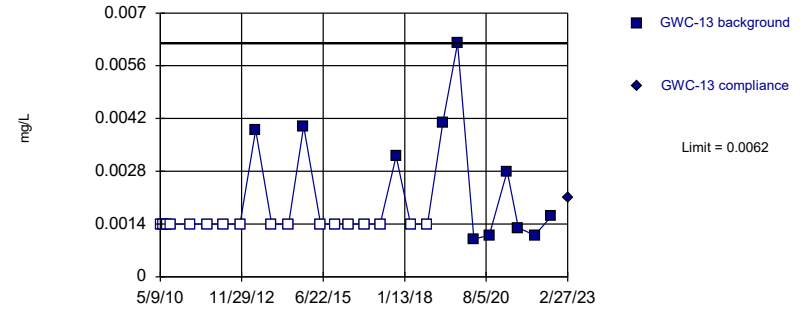


Non-parametric test used in lieu of parametric prediction limit because censored data exceeded 50%. Limit is highest of 28 background values. 85.71% NDs. Well-constituent pair annual alpha = 0.004669. Individual comparison alpha = 0.002337 (1 of 2).

Constituent: Vanadium Analysis Run 5/17/2023 1:03 PM View: Appendix I - Intrawell
Plant Scherer Client: Southern Company Data: Scherer Cell 1-CCR

Within Limit

Prediction Limit
Intrawell Non-parametric

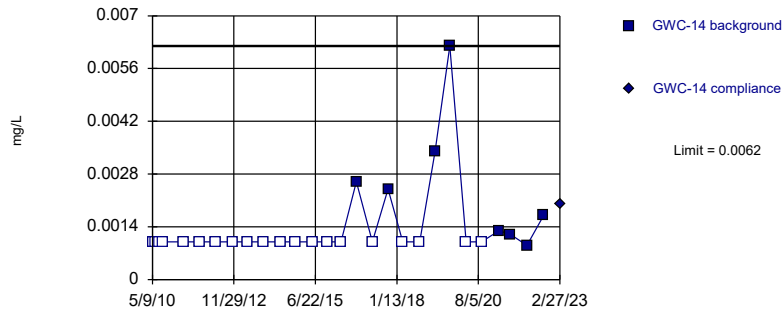


Non-parametric test used in lieu of parametric prediction limit because censored data exceeded 50%. Limit is highest of 28 background values. 60.71% NDs. Well-constituent pair annual alpha = 0.004669. Individual comparison alpha = 0.002337 (1 of 2).

Constituent: Vanadium Analysis Run 5/17/2023 1:03 PM View: Appendix I - Intrawell
Plant Scherer Client: Southern Company Data: Scherer Cell 1-CCR

Within Limit

Prediction Limit
Intrawell Non-parametric

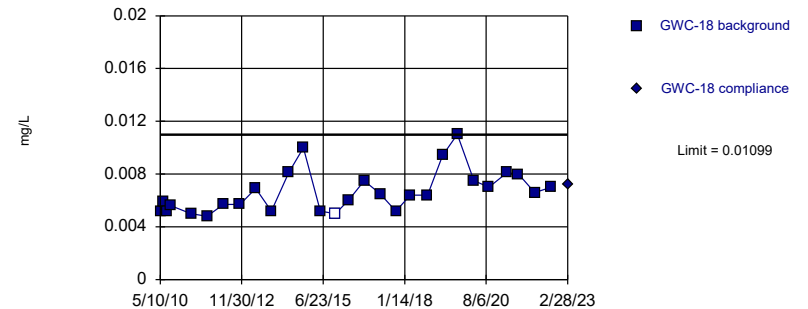


Non-parametric test used in lieu of parametric prediction limit because censored data exceeded 50%. Limit is highest of 28 background values. 71.43% NDs. Well-constituent pair annual alpha = 0.004669. Individual comparison alpha = 0.002337 (1 of 2).

Constituent: Vanadium Analysis Run 5/17/2023 1:03 PM View: Appendix I - Intrawell
Plant Scherer Client: Southern Company Data: Scherer Cell 1-CCR

Within Limit

Prediction Limit
Intrawell Parametric

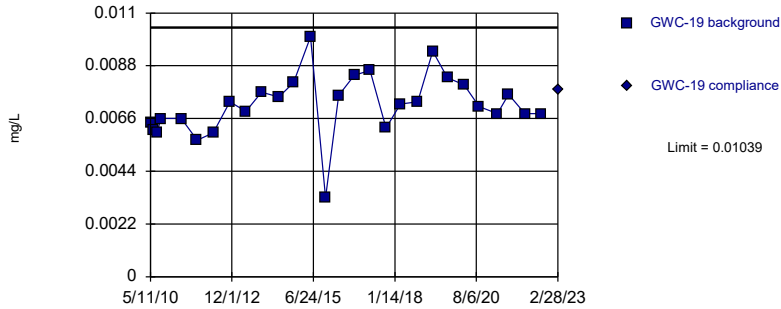


Background Data Summary (based on square root transformation): Mean=0.08101, Std. Dev.=0.009376, n=28, 3.571% NDs. Normality test: Shapiro Wilk @alpha = 0.01, calculated = 0.914, critical = 0.896. Kappa = 2.539 (c=16, w=17, 1 of 2, event alpha = 0.05132). Report alpha = 0.0001937.

Constituent: Vanadium Analysis Run 5/17/2023 1:03 PM View: Appendix I - Intrawell
Plant Scherer Client: Southern Company Data: Scherer Cell 1-CCR

Within Limit

Prediction Limit
Intrawell Parametric

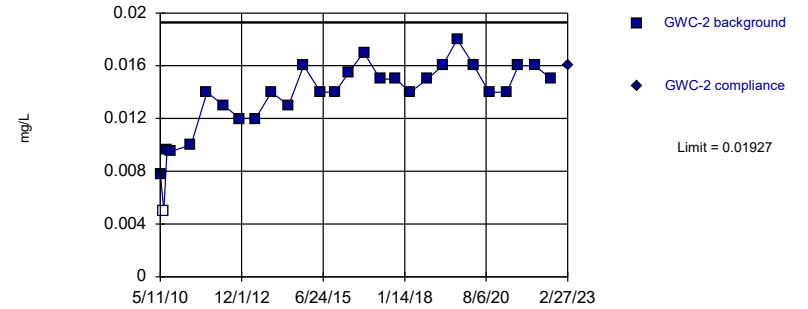


Background Data Summary: Mean=0.007152, Std. Dev.=0.001274, n=28. Normality test: Shapiro Wilk @alpha = 0.01, calculated = 0.954, critical = 0.896. Kappa = 2.539 (c=16, w=17, 1 of 2, event alpha = 0.05132). Report alpha = 0.0001937.

Constituent: Vanadium Analysis Run 5/17/2023 1:03 PM View: Appendix I - Intrawell
 Plant Scherer Client: Southern Company Data: Scherer Cell 1-CCR

Within Limit

Prediction Limit
Intrawell Parametric

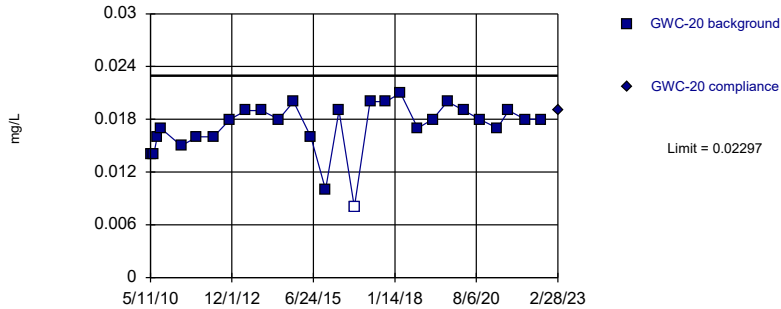


Background Data Summary (based on square transformation): Mean=0.0001928, Std. Dev.=0.00007035, n=28, 3.571% NDs. Normality test: Shapiro Wilk @alpha = 0.01, calculated = 0.9467, critical = 0.896. Kappa = 2.539 (c=16, w=17, 1 of 2, event alpha = 0.05132). Report alpha = 0.0001937.

Constituent: Vanadium Analysis Run 5/17/2023 1:03 PM View: Appendix I - Intrawell
 Plant Scherer Client: Southern Company Data: Scherer Cell 1-CCR

Within Limit

Prediction Limit
Intrawell Parametric

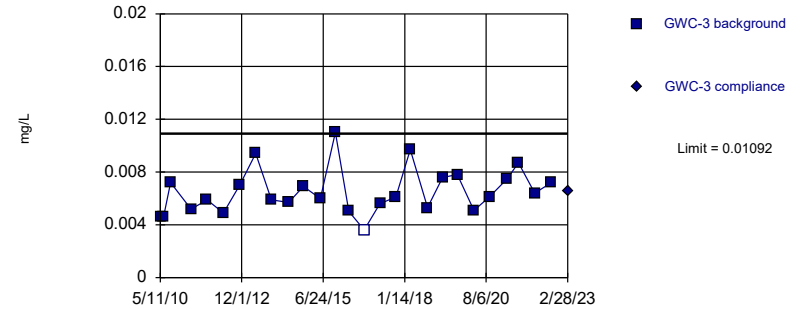


Background Data Summary (based on square transformation): Mean=0.0003022, Std. Dev.=0.00008879, n=28, 3.571% NDs. Normality test: Shapiro Wilk @alpha = 0.01, calculated = 0.9229, critical = 0.896. Kappa = 2.539 (c=16, w=17, 1 of 2, event alpha = 0.05132). Report alpha = 0.0001937.

Constituent: Vanadium Analysis Run 5/17/2023 1:03 PM View: Appendix I - Intrawell
 Plant Scherer Client: Southern Company Data: Scherer Cell 1-CCR

Within Limit

Prediction Limit
Intrawell Parametric

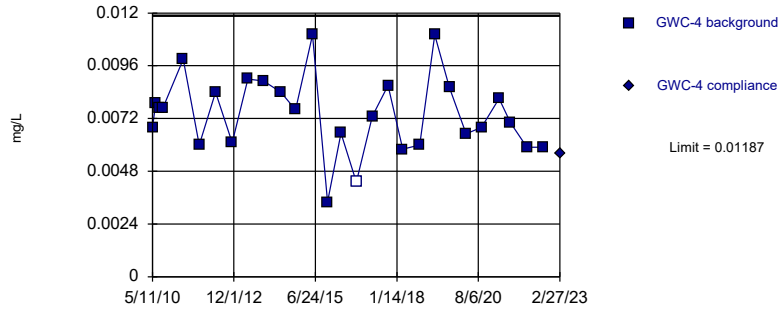


Background Data Summary: Mean=0.00652, Std. Dev.=0.001723, n=27, 3.704% NDs. Normality test: Shapiro Wilk @alpha = 0.01, calculated = 0.9459, critical = 0.894. Kappa = 2.555 (c=16, w=17, 1 of 2, event alpha = 0.05132). Report alpha = 0.0001937.

Constituent: Vanadium Analysis Run 5/17/2023 1:03 PM View: Appendix I - Intrawell
 Plant Scherer Client: Southern Company Data: Scherer Cell 1-CCR

Within Limit

Prediction Limit
Intrawell Parametric

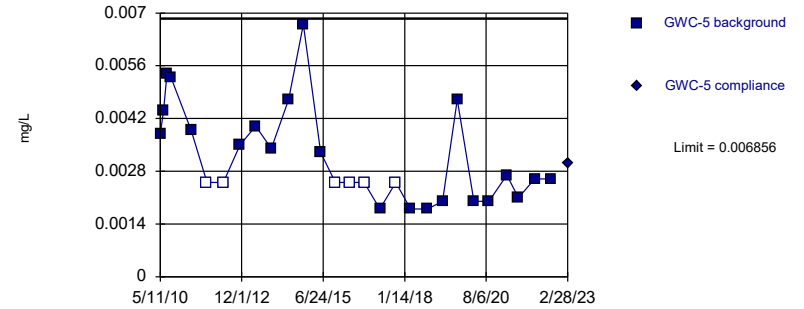


Background Data Summary: Mean=0.007401, Std. Dev.=0.001762, n=28, 3.571% NDs. Normality test: Shapiro Wilk @alpha = 0.01, calculated = 0.9736, critical = 0.896. Kappa = 2.539 (c=16, w=17, 1 of 2, event alpha = 0.05132). Report alpha = 0.0001937.

Constituent: Vanadium Analysis Run 5/17/2023 1:03 PM View: Appendix I - Intrawell
Plant Scherer Client: Southern Company Data: Scherer Cell 1-CCR

Within Limit

Prediction Limit
Intrawell Parametric

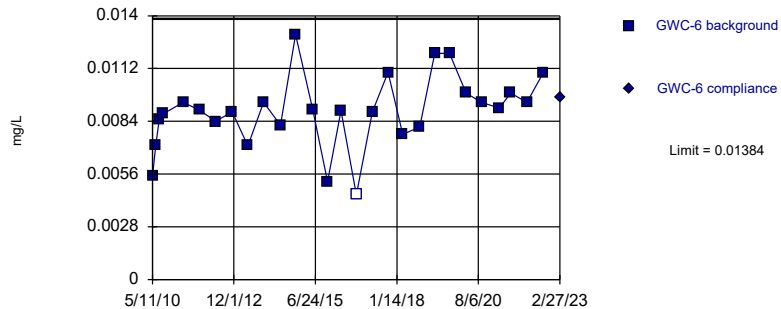


Background Data Summary (based on square root transformation) (after Kaplan-Meier Adjustment): Mean=0.05297, Std. Dev.=0.01175, n=28, 21.43% NDs. Normality test: Shapiro Wilk @alpha = 0.01, calculated = 0.9136, critical = 0.896. Kappa = 2.539 (c=16, w=17, 1 of 2, event alpha = 0.05132). Report alpha = 0.0001937.

Constituent: Vanadium Analysis Run 5/17/2023 1:03 PM View: Appendix I - Intrawell
Plant Scherer Client: Southern Company Data: Scherer Cell 1-CCR

Within Limit

Prediction Limit
Intrawell Parametric

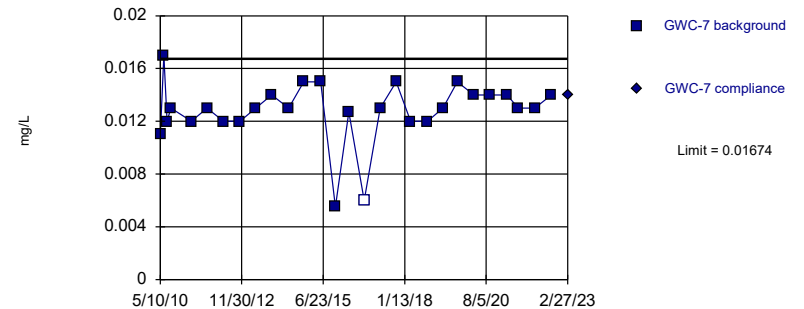


Background Data Summary: Mean=0.008906, Std. Dev.=0.001944, n=28, 3.571% NDs. Normality test: Shapiro Wilk @alpha = 0.01, calculated = 0.9533, critical = 0.896. Kappa = 2.539 (c=16, w=17, 1 of 2, event alpha = 0.05132). Report alpha = 0.0001937.

Constituent: Vanadium Analysis Run 5/17/2023 1:03 PM View: Appendix I - Intrawell
Plant Scherer Client: Southern Company Data: Scherer Cell 1-CCR

Within Limit

Prediction Limit
Intrawell Parametric

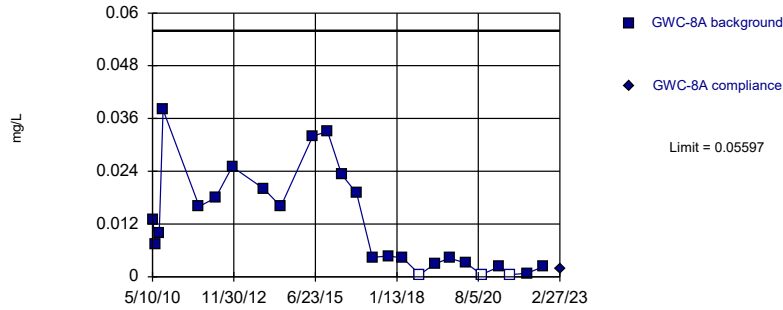


Background Data Summary (based on cube transformation): Mean=0.00000228, Std. Dev.=9.5e-7, n=28, 3.571% NDs. Normality test: Shapiro Wilk @alpha = 0.01, calculated = 0.9239, critical = 0.896. Kappa = 2.539 (c=16, w=17, 1 of 2, event alpha = 0.05132). Report alpha = 0.0001937.

Constituent: Vanadium Analysis Run 5/17/2023 1:03 PM View: Appendix I - Intrawell
Plant Scherer Client: Southern Company Data: Scherer Cell 1-CCR

Within Limit

Prediction Limit
Intrawell Parametric

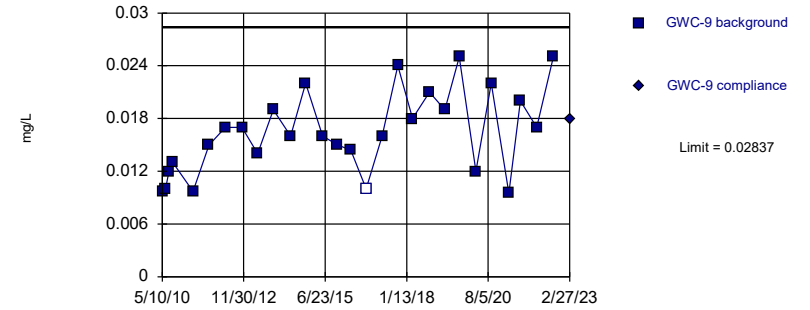


Background Data Summary (based on square root transformation): Mean=0.096, Std. Dev.=0.05438, n=25, 12% NDs. Normality test: Shapiro Wilk @alpha = 0.01, calculated = 0.9312, critical = 0.888. Kappa = 2.585 (c=16, w=17, 1 of 2, event alpha = 0.05132). Report alpha = 0.0001937.

Constituent: Vanadium Analysis Run 5/17/2023 1:04 PM View: Appendix I - Intrawell
Plant Scherer Client: Southern Company Data: Scherer Cell 1-CCR

Within Limit

Prediction Limit
Intrawell Parametric

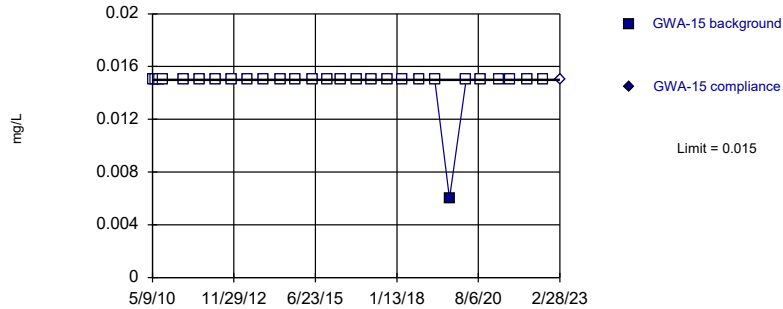


Background Data Summary: Mean=0.01637, Std. Dev.=0.004727, n=28, 3.571% NDs. Normality test: Shapiro Wilk @alpha = 0.01, calculated = 0.9477, critical = 0.896. Kappa = 2.539 (c=16, w=17, 1 of 2, event alpha = 0.05132). Report alpha = 0.0001937.

Constituent: Vanadium Analysis Run 5/17/2023 1:04 PM View: Appendix I - Intrawell
Plant Scherer Client: Southern Company Data: Scherer Cell 1-CCR

Within Limit

Prediction Limit
Intrawell Non-parametric

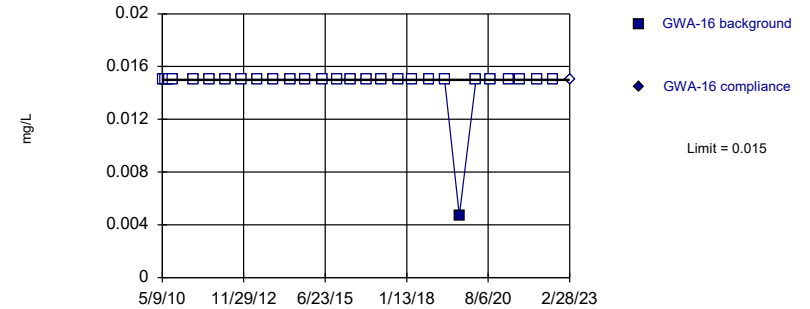


Non-parametric test used in lieu of parametric prediction limit because censored data exceeded 50%. Limit is highest of 28 background values. 96.43% NDs. Well-constituent pair annual alpha = 0.004669. Individual comparison alpha = 0.002337 (1 of 2).

Constituent: Zinc Analysis Run 5/17/2023 1:04 PM View: Appendix I - Intrawell
Plant Scherer Client: Southern Company Data: Scherer Cell 1-CCR

Within Limit

Prediction Limit
Intrawell Non-parametric

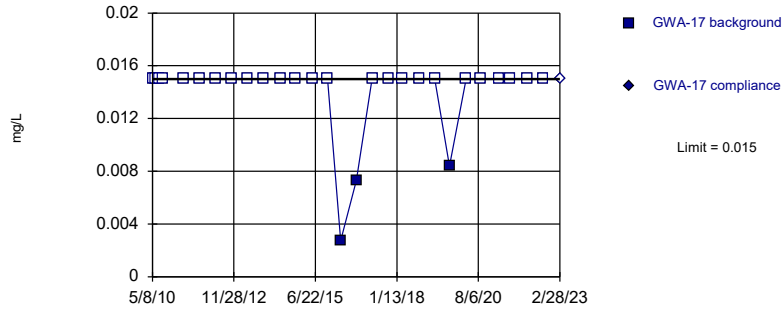


Non-parametric test used in lieu of parametric prediction limit because censored data exceeded 50%. Limit is highest of 28 background values. 96.43% NDs. Well-constituent pair annual alpha = 0.004669. Individual comparison alpha = 0.002337 (1 of 2).

Constituent: Zinc Analysis Run 5/17/2023 1:04 PM View: Appendix I - Intrawell
Plant Scherer Client: Southern Company Data: Scherer Cell 1-CCR

Within Limit

Prediction Limit
Intrawell Non-parametric

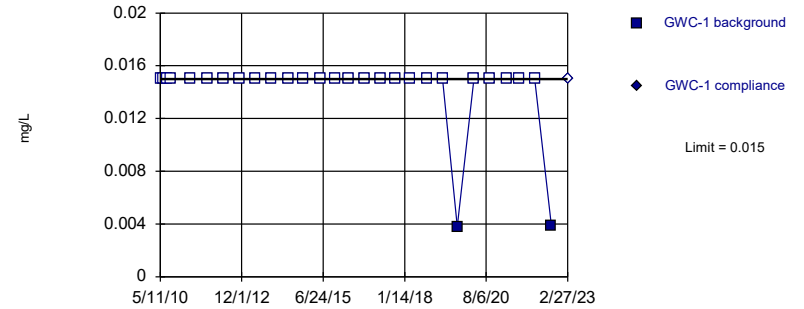


Non-parametric test used in lieu of parametric prediction limit because censored data exceeded 50%. Limit is highest of 28 background values. 89.29% NDs. Well-constituent pair annual alpha = 0.004669. Individual comparison alpha = 0.002337 (1 of 2).

Constituent: Zinc Analysis Run 5/17/2023 1:04 PM View: Appendix I - Intrawell
Plant Scherer Client: Southern Company Data: Scherer Cell 1-CCR

Within Limit

Prediction Limit
Intrawell Non-parametric

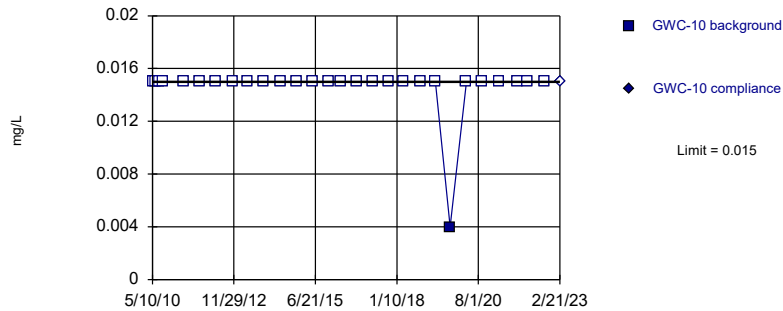


Non-parametric test used in lieu of parametric prediction limit because censored data exceeded 50%. Limit is highest of 28 background values. 92.86% NDs. Well-constituent pair annual alpha = 0.004669. Individual comparison alpha = 0.002337 (1 of 2).

Constituent: Zinc Analysis Run 5/17/2023 1:04 PM View: Appendix I - Intrawell
Plant Scherer Client: Southern Company Data: Scherer Cell 1-CCR

Within Limit

Prediction Limit
Intrawell Non-parametric

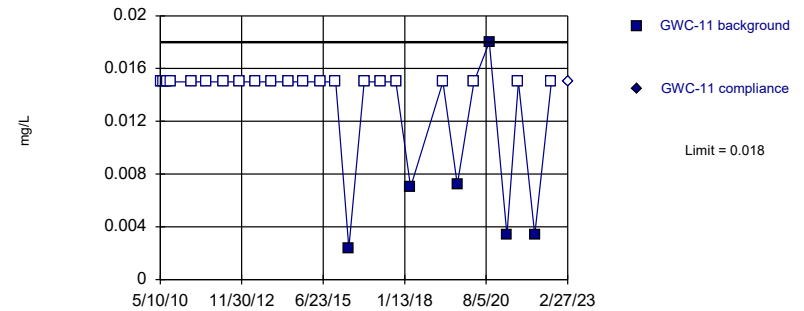


Non-parametric test used in lieu of parametric prediction limit because censored data exceeded 50%. Limit is highest of 28 background values. 96.43% NDs. Well-constituent pair annual alpha = 0.004669. Individual comparison alpha = 0.002337 (1 of 2).

Constituent: Zinc Analysis Run 5/17/2023 1:04 PM View: Appendix I - Intrawell
Plant Scherer Client: Southern Company Data: Scherer Cell 1-CCR

Within Limit

Prediction Limit
Intrawell Non-parametric

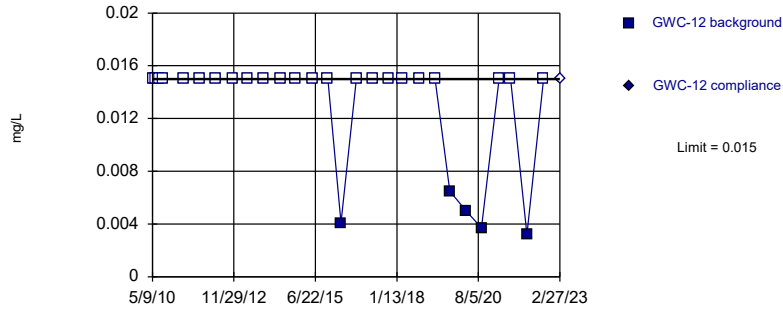


Non-parametric test used in lieu of parametric prediction limit because censored data exceeded 50%. Limit is highest of 27 background values. 77.78% NDs. Well-constituent pair annual alpha = 0.004998. Individual comparison alpha = 0.002502 (1 of 2).

Constituent: Zinc Analysis Run 5/17/2023 1:04 PM View: Appendix I - Intrawell
Plant Scherer Client: Southern Company Data: Scherer Cell 1-CCR

Within Limit

Prediction Limit
Intrawell Non-parametric

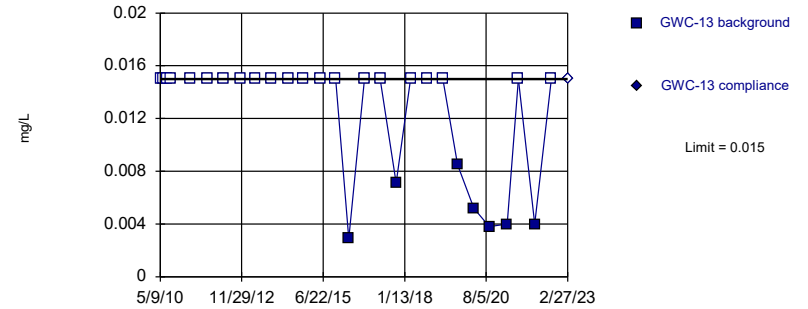


Non-parametric test used in lieu of parametric prediction limit because censored data exceeded 50%. Limit is highest of 28 background values. 82.14% NDs. Well-constituent pair annual alpha = 0.004669. Individual comparison alpha = 0.002337 (1 of 2).

Constituent: Zinc Analysis Run 5/17/2023 1:04 PM View: Appendix I - Intrawell
Plant Scherer Client: Southern Company Data: Scherer Cell 1-CCR

Within Limit

Prediction Limit
Intrawell Non-parametric

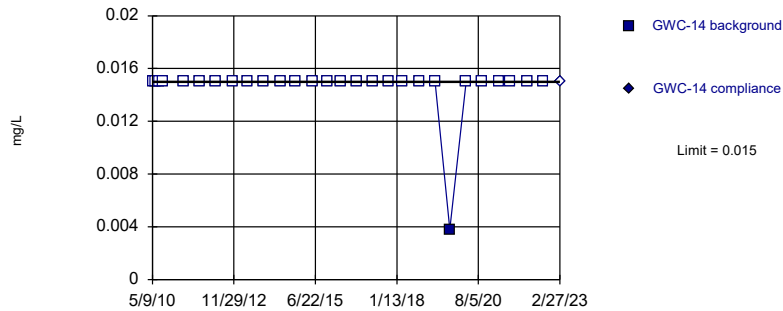


Non-parametric test used in lieu of parametric prediction limit because censored data exceeded 50%. Limit is highest of 28 background values. 75% NDs. Well-constituent pair annual alpha = 0.004669. Individual comparison alpha = 0.002337 (1 of 2).

Constituent: Zinc Analysis Run 5/17/2023 1:04 PM View: Appendix I - Intrawell
Plant Scherer Client: Southern Company Data: Scherer Cell 1-CCR

Within Limit

Prediction Limit
Intrawell Non-parametric

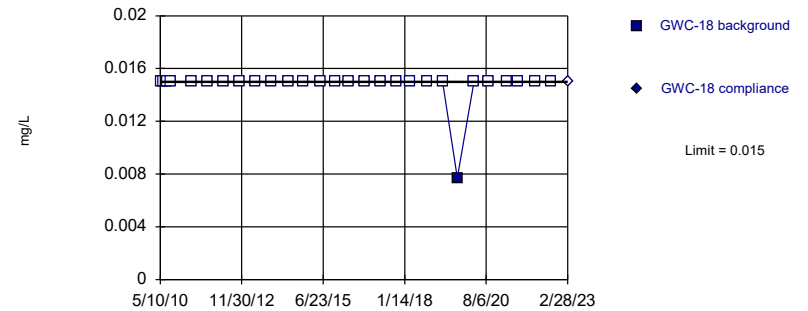


Non-parametric test used in lieu of parametric prediction limit because censored data exceeded 50%. Limit is highest of 28 background values. 96.43% NDs. Well-constituent pair annual alpha = 0.004669. Individual comparison alpha = 0.002337 (1 of 2).

Constituent: Zinc Analysis Run 5/17/2023 1:04 PM View: Appendix I - Intrawell
Plant Scherer Client: Southern Company Data: Scherer Cell 1-CCR

Within Limit

Prediction Limit
Intrawell Non-parametric

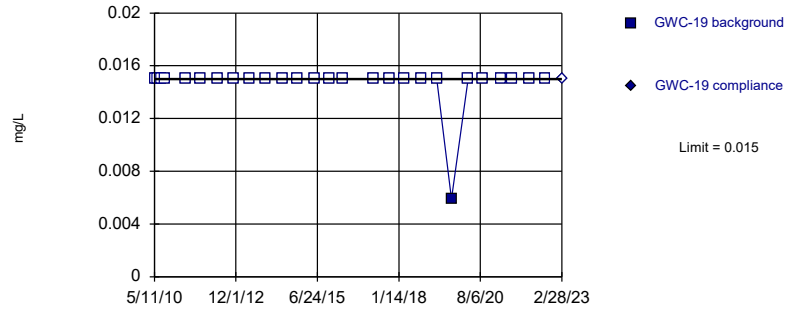


Non-parametric test used in lieu of parametric prediction limit because censored data exceeded 50%. Limit is highest of 28 background values. 96.43% NDs. Well-constituent pair annual alpha = 0.004669. Individual comparison alpha = 0.002337 (1 of 2).

Constituent: Zinc Analysis Run 5/17/2023 1:04 PM View: Appendix I - Intrawell
Plant Scherer Client: Southern Company Data: Scherer Cell 1-CCR

Within Limit

Prediction Limit Intrawell Non-parametric

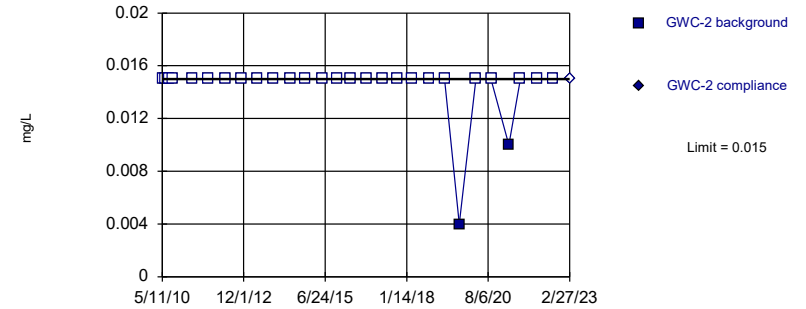


Non-parametric test used in lieu of parametric prediction limit because censored data exceeded 50%. Limit is highest of 27 background values. 96.3% NDs. Well-constituent pair annual alpha = 0.004998. Individual comparison alpha = 0.002502 (1 of 2).

Constituent: Zinc Analysis Run 5/17/2023 1:04 PM View: Appendix I - Intrawell
Plant Scherer Client: Southern Company Data: Scherer Cell 1-CCR

Within Limit

Prediction Limit Intrawell Non-parametric

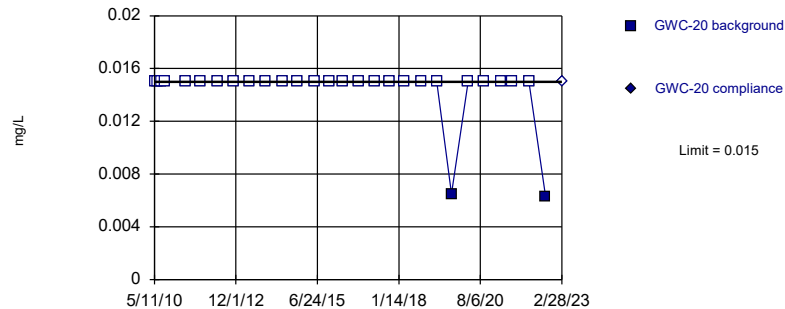


Non-parametric test used in lieu of parametric prediction limit because censored data exceeded 50%. Limit is highest of 28 background values. 92.86% NDs. Well-constituent pair annual alpha = 0.004669. Individual comparison alpha = 0.002337 (1 of 2).

Constituent: Zinc Analysis Run 5/17/2023 1:04 PM View: Appendix I - Intrawell
Plant Scherer Client: Southern Company Data: Scherer Cell 1-CCR

Within Limit

Prediction Limit Intrawell Non-parametric

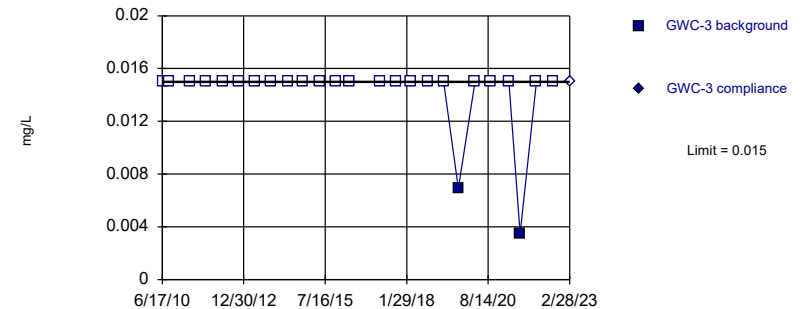


Non-parametric test used in lieu of parametric prediction limit because censored data exceeded 50%. Limit is highest of 28 background values. 92.86% NDs. Well-constituent pair annual alpha = 0.004669. Individual comparison alpha = 0.002337 (1 of 2).

Constituent: Zinc Analysis Run 5/17/2023 1:04 PM View: Appendix I - Intrawell
Plant Scherer Client: Southern Company Data: Scherer Cell 1-CCR

Within Limit

Prediction Limit Intrawell Non-parametric

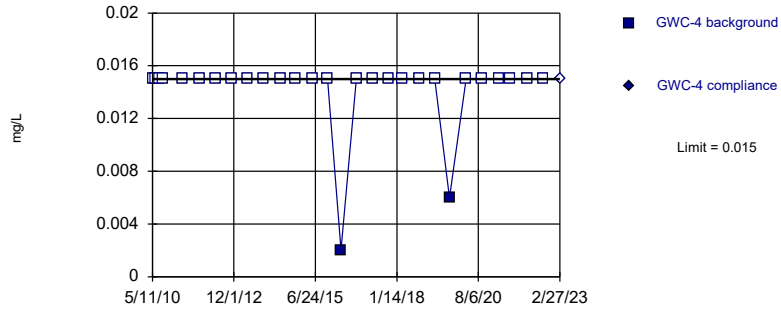


Non-parametric test used in lieu of parametric prediction limit because censored data exceeded 50%. Limit is highest of 25 background values. 92% NDs. Well-constituent pair annual alpha = 0.005656. Individual comparison alpha = 0.002832 (1 of 2).

Constituent: Zinc Analysis Run 5/17/2023 1:04 PM View: Appendix I - Intrawell
Plant Scherer Client: Southern Company Data: Scherer Cell 1-CCR

Within Limit

Prediction Limit
Intrawell Non-parametric

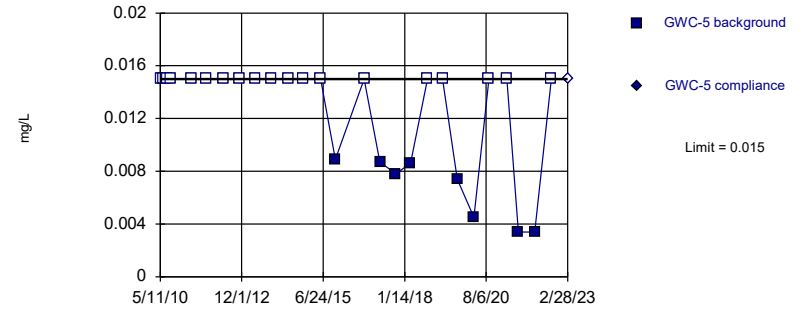


Non-parametric test used in lieu of parametric prediction limit because censored data exceeded 50%. Limit is highest of 28 background values. 92.86% NDs. Well-constituent pair annual alpha = 0.004669. Individual comparison alpha = 0.002337 (1 of 2).

Constituent: Zinc Analysis Run 5/17/2023 1:04 PM View: Appendix I - Intrawell
Plant Scherer Client: Southern Company Data: Scherer Cell 1-CCR

Within Limit

Prediction Limit
Intrawell Non-parametric

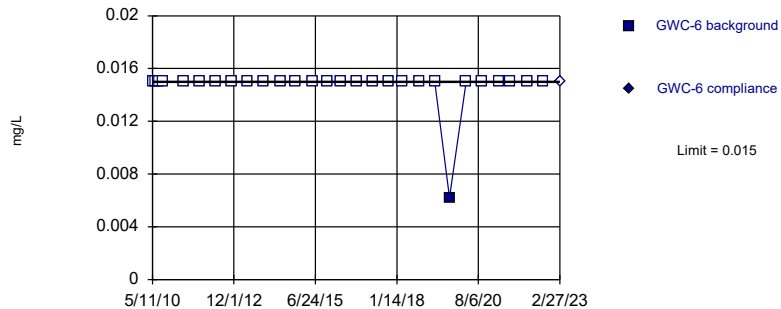


Non-parametric test used in lieu of parametric prediction limit because censored data exceeded 50%. Limit is highest of 27 background values. 70.37% NDs. Well-constituent pair annual alpha = 0.004998. Individual comparison alpha = 0.002502 (1 of 2).

Constituent: Zinc Analysis Run 5/17/2023 1:04 PM View: Appendix I - Intrawell
Plant Scherer Client: Southern Company Data: Scherer Cell 1-CCR

Within Limit

Prediction Limit
Intrawell Non-parametric

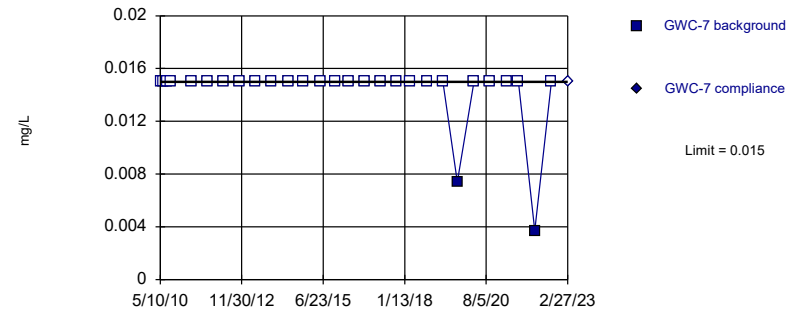


Non-parametric test used in lieu of parametric prediction limit because censored data exceeded 50%. Limit is highest of 28 background values. 96.43% NDs. Well-constituent pair annual alpha = 0.004669. Individual comparison alpha = 0.002337 (1 of 2).

Constituent: Zinc Analysis Run 5/17/2023 1:04 PM View: Appendix I - Intrawell
Plant Scherer Client: Southern Company Data: Scherer Cell 1-CCR

Within Limit

Prediction Limit
Intrawell Non-parametric



Non-parametric test used in lieu of parametric prediction limit because censored data exceeded 50%. Limit is highest of 28 background values. 92.86% NDs. Well-constituent pair annual alpha = 0.004669. Individual comparison alpha = 0.002337 (1 of 2).

Constituent: Zinc Analysis Run 5/17/2023 1:04 PM View: Appendix I - Intrawell
Plant Scherer Client: Southern Company Data: Scherer Cell 1-CCR

Prediction Limit

Constituent: Antimony, Total (mg/L) Analysis Run 5/17/2023 1:07 PM View: Appendix I - Intrawell
Plant Scherer Client: Southern Company Data: Scherer Cell 1-CCR

	GWA-16	GWA-16
5/9/2010	<0.002	
6/16/2010	<0.002	
7/27/2010	<0.002	
9/7/2010	<0.002	
4/29/2011	<0.002	
10/28/2011	<0.002	
5/2/2012	<0.002	
11/9/2012	<0.002	
5/8/2013	<0.002	
11/6/2013	<0.002	
5/20/2014	<0.002	
11/8/2014	<0.002	
5/22/2015	<0.002	
11/9/2015	<0.002	
4/6/2016	<0.002	
6/15/2016	<0.002	
8/10/2016	<0.002	
10/4/2016	<0.002	
11/29/2016	<0.002	
2/7/2017	0.001 (J)	
4/4/2017	<0.002	
6/20/2017	<0.002	
10/5/2017	<0.002	
3/20/2018	<0.002	
10/2/2018	<0.002	
3/26/2019	<0.002	
9/10/2019	<0.002	
3/18/2020	<0.002	
9/9/2020	<0.002	
4/1/2021	<0.002	
8/11/2021	<0.002	
2/15/2022	<0.002	
8/25/2022	<0.002	
2/28/2023		<0.002

Prediction Limit

Constituent: Antimony, Total (mg/L) Analysis Run 5/17/2023 1:07 PM View: Appendix I - Intrawell

Plant Scherer Client: Southern Company Data: Scherer Cell 1-CCR

	GWC-12	GWC-12
5/9/2010	<0.002	
6/18/2010	<0.002	
7/27/2010	<0.002	
9/8/2010	<0.002	
4/29/2011	<0.002	
10/28/2011	<0.002	
5/3/2012	<0.002	
11/10/2012	<0.002	
5/9/2013	<0.002	
11/6/2013	<0.002	
5/20/2014	<0.002	
11/12/2014	<0.002	
5/23/2015	<0.002	
11/12/2015	<0.002	
4/13/2016	0.000646 (JD)	
6/21/2016	<0.002	
8/15/2016	<0.002	
10/5/2016	<0.002	
12/1/2016	<0.002	
2/8/2017	<0.002	
4/5/2017	<0.002	
6/20/2017	<0.002	
10/5/2017	<0.002	
3/21/2018	<0.002 (D)	
10/2/2018	<0.002	
3/26/2019	<0.002	
9/11/2019	<0.002	
3/18/2020	<0.002	
9/10/2020	<0.002	
4/1/2021	<0.002	
8/11/2021	<0.002	
2/16/2022	<0.002	
8/26/2022	<0.002	
2/27/2023		<0.002

Prediction Limit

Constituent: Antimony, Total (mg/L) Analysis Run 5/17/2023 1:07 PM View: Appendix I - Intrawell

Plant Scherer Client: Southern Company Data: Scherer Cell 1-CCR

	GWC-18	GWC-18
5/10/2010	<0.002	
6/16/2010	<0.002	
7/26/2010	<0.002	
9/7/2010	<0.002	
4/29/2011	<0.002	
10/28/2011	<0.002	
5/2/2012	<0.002	
11/9/2012	<0.002	
5/8/2013	<0.002	
11/6/2013	<0.002	
5/23/2014	<0.002	
11/8/2014	<0.002	
5/22/2015	<0.002	
11/10/2015	<0.002	
4/11/2016	<0.002	
6/16/2016	0.00018 (J)	
8/11/2016	<0.002	
10/5/2016	<0.002	
11/29/2016	<0.002	
2/8/2017	<0.002	
4/6/2017	<0.002	
6/21/2017	<0.002	
10/5/2017	<0.002	
3/20/2018	<0.002	
10/2/2018	<0.002	
3/26/2019	<0.002	
9/11/2019	0.00039 (J)	
3/18/2020	<0.002	
9/9/2020	<0.002	
4/1/2021	<0.002	
8/11/2021	<0.002	
2/16/2022	<0.002	
8/25/2022	<0.002	
2/28/2023		<0.002

Prediction Limit

Constituent: Antimony, Total (mg/L) Analysis Run 5/17/2023 1:07 PM View: Appendix I - Intrawell
Plant Scherer Client: Southern Company Data: Scherer Cell 1-CCR

	GWC-19	GWC-19
5/11/2010	<0.002	
6/16/2010	<0.002	
7/27/2010	<0.002	
9/7/2010	<0.002	
4/29/2011	<0.002	
10/28/2011	<0.002	
5/2/2012	<0.002	
11/9/2012	<0.002	
5/9/2013	<0.002	
11/6/2013	<0.002	
5/22/2014	<0.002	
11/8/2014	<0.002	
5/23/2015	<0.002	
11/10/2015	<0.002	
4/11/2016	<0.002	
6/16/2016	0.00014 (J)	
8/11/2016	<0.002	
10/5/2016	<0.002	
11/29/2016	<0.002	
2/8/2017	<0.002	
4/5/2017	<0.002	
6/21/2017	<0.002	
10/5/2017	<0.002	
3/20/2018	<0.002	
10/2/2018	<0.002	
3/26/2019	<0.002	
9/12/2019	<0.002	
3/19/2020	<0.002	
9/9/2020	<0.002	
4/5/2021	<0.002	
8/11/2021	<0.002	
2/16/2022	<0.002	
8/25/2022	<0.002	
2/28/2023		<0.002

Prediction Limit

Constituent: Antimony, Total (mg/L) Analysis Run 5/17/2023 1:07 PM View: Appendix I - Intrawell
Plant Scherer Client: Southern Company Data: Scherer Cell 1-CCR

	GWC-2	GWC-2
5/11/2010	<0.002	
6/19/2010	<0.002	
7/27/2010	<0.002	
9/9/2010	<0.002	
4/28/2011	<0.002	
10/28/2011	<0.002	
5/3/2012	<0.002	
11/9/2012	<0.002	
5/9/2013	<0.002	
11/5/2013	<0.002	
5/22/2014	<0.002	
11/13/2014	<0.002	
5/24/2015	<0.002	
11/11/2015	<0.002	
4/12/2016	<0.002	
6/16/2016	<0.002	
8/11/2016	<0.002	
10/4/2016	<0.002	
11/30/2016	<0.002	
2/7/2017	<0.002	
4/6/2017	<0.002	
6/20/2017	<0.002	
10/4/2017	<0.002	
3/20/2018	<0.002	
10/2/2018	<0.002	
3/26/2019	<0.002	
9/10/2019	0.00042 (J)	
3/18/2020	<0.002	
9/9/2020	<0.002	
4/1/2021	0.0013 (J)	
8/12/2021	<0.002	
2/15/2022	<0.002	
8/26/2022	<0.002	
2/27/2023		<0.002

Prediction Limit

Constituent: Antimony, Total (mg/L) Analysis Run 5/17/2023 1:07 PM View: Appendix I - Intrawell

Plant Scherer Client: Southern Company Data: Scherer Cell 1-CCR

	GWC-3	GWC-3
5/11/2010	<0.002	
6/17/2010	<0.002	
7/28/2010	<0.002	
9/7/2010	<0.002	
4/29/2011	<0.002	
10/28/2011	<0.002	
5/3/2012	<0.002	
11/9/2012	<0.002	
5/10/2013	<0.002	
11/6/2013	<0.002	
5/22/2014	<0.002	
11/9/2014	<0.002	
5/22/2015	<0.002	
11/10/2015	<0.002	
4/12/2016	<0.002 (D)	
6/20/2016	0.0002 (J)	
8/12/2016	<0.002	
10/5/2016	<0.002	
11/30/2016	<0.002	
2/8/2017	<0.002	
4/6/2017	<0.002	
6/21/2017	<0.002	
10/5/2017	<0.002	
3/21/2018	<0.002	
10/3/2018	<0.002	
3/26/2019	<0.002	
9/10/2019	<0.002	
3/18/2020	<0.002	
9/10/2020	<0.002	
4/6/2021	<0.002	
8/12/2021	<0.002	
2/15/2022	<0.002	
8/25/2022	<0.002	
2/28/2023		<0.002

Prediction Limit

Constituent: Antimony, Total (mg/L) Analysis Run 5/17/2023 1:07 PM View: Appendix I - Intrawell
Plant Scherer Client: Southern Company Data: Scherer Cell 1-CCR

	GWC-4	GWC-4
5/11/2010	<0.002	
6/17/2010	<0.002	
7/28/2010	<0.002	
9/8/2010	<0.002	
4/28/2011	<0.002	
10/29/2011	<0.002	
5/3/2012	<0.002	
11/10/2012	<0.002	
5/10/2013	<0.002	
11/6/2013	<0.002	
5/22/2014	<0.002	
11/9/2014	<0.002	
5/22/2015	<0.002	
11/11/2015	<0.002	
4/12/2016	<0.002	
6/20/2016	<0.002	
8/12/2016	<0.002	
10/6/2016	<0.002	
11/30/2016	<0.002	
2/8/2017	<0.002	
4/6/2017	<0.002	
6/22/2017	<0.002	
10/6/2017	<0.002	
3/21/2018	<0.002	
10/3/2018	<0.002	
3/26/2019	<0.002	
9/10/2019	<0.002	
3/19/2020	<0.002	
9/10/2020	<0.002	
4/2/2021	<0.002	
8/12/2021	<0.002	
2/15/2022	<0.002	
8/25/2022	0.00058 (J)	
2/27/2023		<0.002

Prediction Limit

Constituent: Antimony, Total (mg/L) Analysis Run 5/17/2023 1:07 PM View: Appendix I - Intrawell
Plant Scherer Client: Southern Company Data: Scherer Cell 1-CCR

	GWC-7	GWC-7
5/10/2010	<0.002	
6/18/2010	<0.002	
7/28/2010	<0.002	
9/9/2010	<0.002	
4/30/2011	<0.002	
10/29/2011	<0.002	
5/4/2012	<0.002	
11/10/2012	<0.002	
5/9/2013	<0.002	
11/7/2013	<0.002	
5/21/2014	<0.002	
11/12/2014	<0.002	
5/24/2015	<0.002	
11/11/2015	<0.002	
4/13/2016	<0.002 (D)	
6/20/2016	0.0002 (J)	
8/15/2016	<0.002	
10/6/2016	<0.002	
12/1/2016	<0.002	
2/9/2017	<0.002	
4/7/2017	<0.002	
6/22/2017	<0.002	
10/6/2017	<0.002	
3/22/2018	<0.002	
10/4/2018	<0.002	
3/27/2019	<0.002	
9/11/2019	<0.002	
3/19/2020	<0.002	
9/10/2020	<0.002	
4/1/2021	<0.002	
8/11/2021	<0.002	
2/15/2022	<0.002	
8/25/2022	<0.002	
2/27/2023		<0.002

Prediction Limit

Constituent: Barium, Total (mg/L) Analysis Run 5/17/2023 1:07 PM View: Appendix I - IntraWell

Plant Scherer Client: Southern Company Data: Scherer Cell 1-CCR

	GWA-15	GWA-15
5/9/2010	0.01 (J)	
6/18/2010	0.01 (J)	
7/28/2010	0.011 (J)	
9/9/2010	0.011 (J)	
4/30/2011	0.0091 (J)	
10/28/2011	0.0096 (J)	
5/2/2012	0.012	
11/9/2012	0.012 (V)	
5/8/2013	0.01	
11/5/2013	0.0098 (J)	
5/20/2014	0.0081 (J)	
11/12/2014	0.0098 (J)	
5/22/2015	0.0088 (J)	
11/11/2015	0.011	
4/6/2016	0.00959 (J)	
6/15/2016	0.0091 (J)	
8/10/2016	0.009	
10/4/2016	<0.0092	
11/30/2016	0.011	
2/7/2017	0.0099	
4/4/2017	0.0092	
6/20/2017	0.0099	
10/4/2017	0.0098	
3/20/2018	0.01	
10/2/2018	0.0099	
3/26/2019	0.0099	
9/10/2019	0.011	
3/18/2020	0.01	
9/9/2020	0.01	
4/1/2021	0.0092 (J)	
8/11/2021	0.01	
2/15/2022	0.012	
8/25/2022	0.012	
2/28/2023		0.01

Prediction Limit

Constituent: Barium, Total (mg/L) Analysis Run 5/17/2023 1:07 PM View: Appendix I - IntraWell

Plant Scherer Client: Southern Company Data: Scherer Cell 1-CCR

	GWA-16	GWA-16
5/9/2010	0.031 (J)	
6/16/2010	0.029 (J)	
7/27/2010	0.029 (J)	
9/7/2010	0.028 (J)	
4/29/2011	0.026 (J)	
10/28/2011	0.025	
5/2/2012	0.025	
11/9/2012	0.028 (V)	
5/8/2013	0.029	
11/6/2013	0.026	
5/20/2014	0.025	
11/8/2014	0.026	
5/22/2015	0.026	
11/9/2015	0.024	
4/6/2016	0.026	
6/15/2016	0.023	
8/10/2016	0.022	
10/4/2016	0.024	
11/29/2016	0.023	
2/7/2017	0.024	
4/4/2017	0.022	
6/20/2017	0.025	
10/5/2017	0.023	
3/20/2018	0.023	
10/2/2018	0.023	
3/26/2019	0.024	
9/10/2019	0.039	
3/18/2020	0.027	
9/9/2020	0.024	
4/1/2021	0.024	
8/11/2021	0.023	
2/15/2022	0.024	
8/25/2022	0.025	
2/28/2023		0.025

Prediction Limit

Constituent: Barium, Total (mg/L) Analysis Run 5/17/2023 1:07 PM View: Appendix I - IntraWell
Plant Scherer Client: Southern Company Data: Scherer Cell 1-CCR

	GWA-17	GWA-17
5/8/2010	0.048 (J)	
6/16/2010	0.044 (J)	
7/26/2010	0.042 (J)	
9/7/2010	0.04 (J)	
4/29/2011	0.038 (J)	
10/28/2011	0.034	
5/2/2012	0.03	
11/9/2012	0.039 (V)	
5/8/2013	0.034	
11/6/2013	0.032	
5/20/2014	0.03	
11/8/2014	0.031	
5/22/2015	0.033	
11/9/2015	0.034	
4/6/2016	0.0347	
6/15/2016	0.029	
8/10/2016	0.027	
10/5/2016	<0.029	
11/29/2016	0.024	
2/7/2017	0.029	
4/4/2017	0.03	
6/20/2017	0.036	
10/5/2017	0.027	
3/20/2018	0.027	
10/2/2018	0.027	
3/26/2019	0.031	
9/10/2019	0.051	
3/18/2020	0.031	
9/9/2020	0.033	
4/1/2021	0.029	
8/11/2021	0.029	
2/15/2022	0.031	
8/24/2022	0.031	
2/28/2023		0.03

Prediction Limit

Constituent: Barium, Total (mg/L) Analysis Run 5/17/2023 1:07 PM View: Appendix I - IntraWell

Plant Scherer Client: Southern Company Data: Scherer Cell 1-CCR

	GWC-1	GWC-1
5/11/2010	0.054 (J)	
6/17/2010	0.054 (J)	
7/27/2010	0.054 (J)	
9/9/2010	0.046 (J)	
4/28/2011	0.057 (J)	
10/29/2011	0.046	
5/3/2012	0.049	
11/9/2012	0.045 (V)	
5/9/2013	0.053	
11/5/2013	0.045	
5/23/2014	0.043	
11/13/2014	0.046	
5/23/2015	0.046	
11/11/2015	0.047	
4/12/2016	0.0474	
6/16/2016	0.044	
8/11/2016	0.04	
10/4/2016	0.048	
11/30/2016	0.043	
2/7/2017	0.042	
4/5/2017	0.041	
6/20/2017	0.046	
10/4/2017	0.044	
3/20/2018	0.042	
10/2/2018	0.043	
3/26/2019	0.044	
9/10/2019	0.046	
3/18/2020	0.049	
9/9/2020	0.046	
4/1/2021	0.047	
8/18/2021	0.049	
2/15/2022	0.052	
8/24/2022	0.043	
2/27/2023		0.049

Prediction Limit

Constituent: Barium, Total (mg/L) Analysis Run 5/17/2023 1:07 PM View: Appendix I - IntraWell

Plant Scherer Client: Southern Company Data: Scherer Cell 1-CCR

	GWC-10	GWC-10
5/10/2010	0.024 (J)	
6/16/2010	0.022 (J)	
7/28/2010	0.023 (J)	
9/8/2010	0.023 (J)	
4/29/2011	0.022 (J)	
10/27/2011	0.022	
5/4/2012	0.019	
11/11/2012	0.025 (V)	
5/9/2013	0.024	
11/5/2013	0.025	
5/21/2014	0.024	
11/12/2014	0.026	
5/23/2015	0.026	
11/12/2015	0.026	
4/13/2016	0.0258 (D)	
6/21/2016	0.0286	
8/15/2016	0.024	
10/5/2016	<0.028	
12/1/2016	0.028	
2/8/2017	0.027	
4/6/2017	0.027	
6/21/2017	0.031	
10/5/2017	0.029	
3/21/2018	<0.028 (X)	
10/2/2018	0.029	
3/27/2019		0.027
9/11/2019		0.033
3/18/2020		0.036
9/9/2020		0.036
4/1/2021		0.034
10/18/2021		0.031
2/15/2022		0.036
8/25/2022		0.035
2/21/2023		0.033

Prediction Limit

Constituent: Barium, Total (mg/L) Analysis Run 5/17/2023 1:07 PM View: Appendix I - IntraWell

Plant Scherer Client: Southern Company Data: Scherer Cell 1-CCR

	GWC-11	GWC-11
5/10/2010	0.018 (J)	
6/16/2010	0.018 (J)	
7/27/2010	0.018 (J)	
9/8/2010	0.017 (J)	
4/29/2011	0.016 (J)	
10/27/2011	0.015	
5/4/2012	0.014	
11/10/2012	0.016 (V)	
5/9/2013	0.016	
11/6/2013	0.016	
5/20/2014	0.016	
11/12/2014	0.017	
5/24/2015	0.017	
11/12/2015	0.016	
4/13/2016	0.0159 (D)	
6/21/2016	0.018	
8/15/2016	0.015	
10/5/2016	<0.016	
12/1/2016	0.016	
2/8/2017	0.015	
4/6/2017	0.016	
6/20/2017	0.016	
10/5/2017	0.016	
3/21/2018	<0.016 (X)	
10/2/2018	0.016	
3/27/2019	0.015	
9/11/2019	0.017	
3/18/2020	0.019	
9/10/2020	0.02	
4/1/2021	0.018	
8/11/2021	0.017	
2/16/2022	0.018	
8/25/2022	0.018	
2/27/2023		0.019

Prediction Limit

Constituent: Barium, Total (mg/L) Analysis Run 5/17/2023 1:07 PM View: Appendix I - IntraWell

Plant Scherer Client: Southern Company Data: Scherer Cell 1-CCR

	GWC-12	GWC-12
5/9/2010	0.017 (J)	
6/18/2010	0.014 (J)	
7/27/2010	0.015 (J)	
9/8/2010	0.013 (J)	
4/29/2011	0.016 (J)	
10/28/2011	0.013	
5/3/2012	0.012	
11/10/2012	0.015 (V)	
5/9/2013	0.015	
11/6/2013	0.015	
5/20/2014	0.015	
11/12/2014	0.018	
5/23/2015	0.016	
11/12/2015	0.015	
4/13/2016	0.0166 (D)	
6/21/2016	0.0173	
8/15/2016	0.015	
10/5/2016	<0.017	
12/1/2016	0.016	
2/8/2017	0.016	
4/5/2017	0.016	
6/20/2017	0.017	
10/5/2017	0.017	
3/21/2018	<0.017 (X)	
10/2/2018	0.016	
3/26/2019	0.017	
9/11/2019	0.017	
3/18/2020	0.018	
9/10/2020	0.019	
4/1/2021	0.018	
8/11/2021	0.018	
2/16/2022	0.018	
8/26/2022	0.018	
2/27/2023		0.019

Prediction Limit

Constituent: Barium, Total (mg/L) Analysis Run 5/17/2023 1:07 PM View: Appendix I - IntraWell

Plant Scherer Client: Southern Company Data: Scherer Cell 1-CCR

	GWC-13	GWC-13
5/9/2010	0.029 (J)	
6/18/2010	0.028 (J)	
7/29/2010	0.029 (J)	
9/9/2010	0.028 (J)	
4/26/2011	0.038 (J)	
10/28/2011	0.026	
5/4/2012	0.024	
11/11/2012	0.027 (V)	
5/8/2013	0.045	
11/7/2013	0.026	
5/20/2014	0.024	
11/12/2014	0.029	
5/24/2015	0.027	
11/12/2015	0.029	
4/13/2016	0.029 (D)	
6/21/2016	0.0306	
8/15/2016	0.026	
10/7/2016	0.031	
12/1/2016	0.031	
2/9/2017	0.032	
4/6/2017	0.029	
6/22/2017	0.034	
10/6/2017	0.031	
3/22/2018	0.034	
10/3/2018	0.03	
3/26/2019		0.035
9/11/2019		0.035
3/18/2020		0.058
9/10/2020		0.037
4/6/2021		0.038
8/11/2021		0.037
2/16/2022		0.035
8/26/2022		0.035
2/27/2023		0.04

Prediction Limit

Constituent: Barium, Total (mg/L) Analysis Run 5/17/2023 1:07 PM View: Appendix I - IntraWell

Plant Scherer Client: Southern Company Data: Scherer Cell 1-CCR

	GWC-14	GWC-14
5/9/2010	0.01 (J)	
6/18/2010	0.0097 (J)	
7/28/2010	0.0096 (J)	
9/9/2010	0.01 (J)	
4/30/2011	0.0096 (J)	
10/28/2011	0.0064 (O)	
5/3/2012	0.0054 (O)	
11/10/2012	0.0094 (J)	
5/8/2013	0.0093 (J)	
11/5/2013	0.009 (J)	
5/20/2014	0.009 (J)	
11/12/2014	0.0098 (J)	
5/24/2015	0.0096 (J)	
11/11/2015	0.0092 (J)	
4/13/2016	0.00929 (JD)	
6/21/2016	0.0106	
8/15/2016	0.0077	
10/4/2016	<0.0091	
12/1/2016	0.0089	
2/7/2017	0.0089	
4/6/2017	0.0085	
6/20/2017	0.0097	
10/5/2017	0.0096	
3/20/2018	0.0091	
10/2/2018	0.0096	
3/26/2019	0.0092	
9/11/2019	0.011	
3/18/2020	0.0099 (J)	
9/9/2020	0.01	
4/1/2021	0.0095 (J)	
8/11/2021	0.012	
2/16/2022	0.011	
8/26/2022	0.011	
2/27/2023		0.011

Prediction Limit

Constituent: Barium, Total (mg/L) Analysis Run 5/17/2023 1:07 PM View: Appendix I - IntraWell
Plant Scherer Client: Southern Company Data: Scherer Cell 1-CCR

	GWC-18	GWC-18
5/10/2010	0.039 (J)	
6/16/2010	0.041 (J)	
7/26/2010	0.04 (J)	
9/7/2010	0.038 (J)	
4/29/2011	0.034 (J)	
10/28/2011	0.035	
5/2/2012	0.038	
11/9/2012	0.035 (V)	
5/8/2013	0.037	
11/6/2013	0.036 (V)	
5/23/2014	0.036	
11/8/2014	0.038	
5/22/2015	0.035	
11/10/2015	0.032	
4/11/2016	0.0352	
6/16/2016	0.033	
8/11/2016	0.035	
10/5/2016	<0.032	
11/29/2016	0.034	
2/8/2017	0.032	
4/6/2017	0.031	
6/21/2017	0.035	
10/5/2017	0.034	
3/20/2018	0.033	
10/2/2018	0.032	
3/26/2019	0.033	
9/11/2019	0.035	
3/18/2020	0.036	
9/9/2020	0.036	
4/1/2021	0.035	
8/11/2021	0.037	
2/16/2022	0.034	
8/25/2022	0.035	
2/28/2023		0.035

Prediction Limit

Constituent: Barium, Total (mg/L) Analysis Run 5/17/2023 1:07 PM View: Appendix I - IntraWell

Plant Scherer Client: Southern Company Data: Scherer Cell 1-CCR

	GWC-19	GWC-19
5/11/2010	0.018 (J)	
6/16/2010	0.017 (J)	
7/27/2010	0.016 (J)	
9/7/2010	0.017 (J)	
4/29/2011	0.018 (J)	
10/28/2011	0.016	
5/2/2012	0.018	
11/9/2012	0.017 (V)	
5/9/2013	0.017	
11/6/2013	0.018 (V)	
5/22/2014	0.016	
11/8/2014	0.018	
5/23/2015	0.018	
11/10/2015	0.017	
4/11/2016	0.0191	
6/16/2016	0.017	
8/11/2016	0.015	
10/5/2016	<0.018	
11/29/2016	0.017	
2/8/2017	0.017	
4/5/2017	0.017	
6/21/2017	0.019	
10/5/2017	0.018	
3/20/2018	0.019	
10/2/2018	0.018	
3/26/2019		0.018
9/12/2019		0.026
3/19/2020		0.025
9/9/2020		0.026
4/5/2021		0.028
8/11/2021		0.031
2/16/2022		0.027
8/25/2022		0.03
2/28/2023		0.031

Prediction Limit

Constituent: Barium, Total (mg/L) Analysis Run 5/17/2023 1:07 PM View: Appendix I - IntraWell

Plant Scherer Client: Southern Company Data: Scherer Cell 1-CCR

	GWC-2	GWC-2
5/11/2010	0.048 (J)	
6/19/2010	0.033 (J)	
7/27/2010	0.047 (J)	
9/9/2010	0.045 (J)	
4/28/2011	0.048 (J)	
10/28/2011	0.044	
5/3/2012	0.047	
11/9/2012	0.055 (V)	
5/9/2013	0.049	
11/5/2013	0.045	
5/22/2014	0.04	
11/13/2014	0.045	
5/24/2015	0.045	
11/11/2015	0.045	
4/12/2016	0.0519	
6/16/2016	0.045	
8/11/2016	0.04	
10/4/2016	0.044	
11/30/2016	0.044	
2/7/2017	0.044	
4/6/2017	0.041	
6/20/2017	0.045	
10/4/2017	0.047	
3/20/2018	0.045	
10/2/2018	0.044	
3/26/2019	0.045	
9/10/2019	0.047	
3/18/2020	0.048	
9/9/2020	0.047	
4/1/2021	0.044	
8/12/2021	0.048	
2/15/2022	0.048	
8/26/2022	0.045	
2/27/2023		0.048

Prediction Limit

Constituent: Barium, Total (mg/L) Analysis Run 5/17/2023 1:07 PM View: Appendix I - IntraWell

Plant Scherer Client: Southern Company Data: Scherer Cell 1-CCR

	GWC-20	GWC-20
5/11/2010	0.032 (J)	
6/17/2010	0.031 (J)	
7/27/2010	0.035 (J)	
9/7/2010	0.032 (J)	
4/29/2011	0.031 (J)	
10/28/2011	0.03	
5/3/2012	0.032	
11/10/2012	0.028 (V)	
5/9/2013	0.029	
11/6/2013	0.03 (V)	
5/22/2014	0.029	
11/9/2014	0.032	
5/24/2015	0.029	
11/10/2015	0.026	
4/12/2016	0.033	
6/16/2016	0.028	
8/11/2016	0.026	
10/5/2016	0.03	
11/30/2016	0.03	
2/8/2017	0.033	
4/6/2017	0.033	
6/21/2017	0.03	
10/5/2017	0.028	
3/21/2018	<0.03 (X)	
10/3/2018	0.028	
3/26/2019	0.03	
9/12/2019	0.035	
3/19/2020	0.032	
9/10/2020	0.031	
4/5/2021	0.029	
8/11/2021	0.031	
2/16/2022	0.03	
8/25/2022	0.031	
2/28/2023		0.032

Prediction Limit

Constituent: Barium, Total (mg/L) Analysis Run 5/17/2023 1:07 PM View: Appendix I - IntraWell

Plant Scherer Client: Southern Company Data: Scherer Cell 1-CCR

	GWC-3	GWC-3
5/11/2010	0.039	
6/17/2010	0.017	
7/28/2010	0.071 (O)	
9/7/2010	0.026	
4/29/2011	0.016	
10/28/2011	0.014	
5/3/2012	0.017	
11/9/2012	0.022 (V)	
5/10/2013	0.025	
11/6/2013	0.015	
5/22/2014	0.016	
11/9/2014	0.017	
5/22/2015	0.017	
11/10/2015	0.018	
4/12/2016	0.0169 (D)	
6/20/2016	0.014	
8/12/2016	0.018	
10/5/2016	0.015	
11/30/2016	0.018	
2/8/2017	0.018	
4/6/2017	0.017	
6/21/2017	0.02	
10/5/2017	0.017	
3/21/2018	<0.018 (X)	
10/3/2018	0.016	
3/26/2019	0.015	
9/10/2019	0.014	
3/18/2020	0.013	
9/10/2020	0.015	
4/6/2021	0.014	
8/12/2021	0.019	
2/15/2022	0.013	
8/25/2022	0.013	
2/28/2023		0.011

Prediction Limit

Constituent: Barium, Total (mg/L) Analysis Run 5/17/2023 1:07 PM View: Appendix I - IntraWell

Plant Scherer Client: Southern Company Data: Scherer Cell 1-CCR

	GWC-4	GWC-4
5/11/2010	0.031 (J)	
6/17/2010	0.033 (J)	
7/28/2010	0.033 (J)	
9/8/2010	0.033 (J)	
4/28/2011	0.039 (J)	
10/29/2011	0.029	
5/3/2012	0.036	
11/10/2012	0.032 (V)	
5/10/2013	0.035	
11/6/2013	0.037	
5/22/2014	0.031	
11/9/2014	0.034	
5/22/2015	0.039	
11/11/2015	0.042	
4/12/2016	0.0386	
6/20/2016	0.031	
8/12/2016	0.033	
10/6/2016	0.042	
11/30/2016	0.04	
2/8/2017	0.042	
4/6/2017	0.041	
6/22/2017	0.047	
10/6/2017	0.045	
3/21/2018	0.045	
10/3/2018	0.042	
3/26/2019	0.053	
9/10/2019	0.037	
3/19/2020	0.045	
9/10/2020	0.045	
4/2/2021		0.047
8/12/2021		0.049
2/15/2022		0.055
5/12/2022		0.06 (R)
8/25/2022		0.054
12/28/2022		0.065 (R)
2/27/2023		0.081

Prediction Limit

Constituent: Barium, Total (mg/L) Analysis Run 5/17/2023 1:07 PM View: Appendix I - IntraWell

Plant Scherer Client: Southern Company Data: Scherer Cell 1-CCR

	GWC-5	GWC-5
5/11/2010	0.034 (J)	
6/18/2010	0.028 (J)	
7/27/2010	0.026 (J)	
9/9/2010	0.022 (J)	
4/29/2011	0.016 (J)	
10/28/2011	0.014	
5/4/2012	0.017	
11/10/2012	0.014 (V)	
5/9/2013	0.016	
11/6/2013	0.016	
5/22/2014	0.016	
11/9/2014	0.018	
5/24/2015	0.11	
11/11/2015	0.12	
4/19/2016	0.099	
6/22/2016	0.074	
8/16/2016	0.045	
10/6/2016	0.046	
12/1/2016	0.046	
2/9/2017	0.055	
4/6/2017	0.057	
6/21/2017	0.062	
10/5/2017	0.052	
3/22/2018	0.048	
10/3/2018	0.036	
3/27/2019	0.038	
9/11/2019	0.039	
3/18/2020	0.04	
9/9/2020	0.033	
4/1/2021	0.04	
8/12/2021	0.036	
2/15/2022	0.038	
8/25/2022	0.031	
2/28/2023		0.038

Prediction Limit

Constituent: Barium, Total (mg/L) Analysis Run 5/17/2023 1:07 PM View: Appendix I - IntraWell

Plant Scherer Client: Southern Company Data: Scherer Cell 1-CCR

	GWC-6	GWC-6
5/11/2010	0.053 (J)	
6/18/2010	0.055 (J)	
7/27/2010	0.053 (J)	
9/9/2010	0.05 (J)	
4/30/2011	0.05 (J)	
10/29/2011	0.045	
5/4/2012	0.051	
11/10/2012	0.048 (V)	
5/9/2013	0.048	
11/7/2013	0.049	
5/21/2014	0.048	
11/9/2014	0.053	
5/24/2015	0.061	
11/11/2015	0.063	
4/12/2016	0.0626	
6/20/2016	0.057	
8/12/2016	0.053	
10/6/2016	0.053	
11/30/2016	0.06	
2/9/2017	0.054	
4/6/2017	0.055	
6/21/2017	0.063	
10/6/2017	0.054	
3/21/2018	0.056	
10/3/2018	0.051	
3/26/2019	0.052	
9/11/2019	0.059	
3/18/2020	0.05	
9/10/2020	0.056	
4/5/2021	0.054	
8/11/2021	0.054	
2/15/2022	0.057	
8/25/2022	0.055	
2/27/2023		0.052

Prediction Limit

Constituent: Barium, Total (mg/L) Analysis Run 5/17/2023 1:07 PM View: Appendix I - IntraWell

Plant Scherer Client: Southern Company Data: Scherer Cell 1-CCR

	GWC-7	GWC-7
5/10/2010	0.029 (J)	
6/18/2010	0.044 (J)	
7/28/2010	0.028 (J)	
9/9/2010	0.029 (J)	
4/30/2011	0.025 (J)	
10/29/2011	0.026	
5/4/2012	0.032	
11/10/2012	0.028 (V)	
5/9/2013	0.03	
11/7/2013	0.031	
5/21/2014	0.029	
11/12/2014	0.031	
5/24/2015	0.039	
11/11/2015	0.032	
4/13/2016	0.0328 (D)	
6/20/2016	0.03	
8/15/2016	0.033	
10/6/2016	0.032	
12/1/2016	0.034	
2/9/2017	0.032	
4/7/2017	0.031	
6/22/2017	0.035	
10/6/2017	0.034	
3/22/2018	0.035	
10/4/2018	0.031	
3/27/2019	0.033	
9/11/2019	0.035	
3/19/2020	0.036	
9/10/2020	0.039	
4/1/2021	0.036	
8/11/2021	0.036	
2/15/2022	0.035	
8/25/2022	0.035	
2/27/2023		0.036

Prediction Limit

Constituent: Barium, Total (mg/L) Analysis Run 5/17/2023 1:07 PM View: Appendix I - Intrawell

Plant Scherer Client: Southern Company Data: Scherer Cell 1-CCR

	GWC-8A	GWC-8A
5/10/2010	0.05 (J)	
6/19/2010	0.045 (J)	
7/28/2010	0.046 (J)	
9/8/2010	0.071 (J)	
4/30/2011	0.098 (J)	
10/27/2011	0.048	
5/4/2012	0.055	
11/11/2012	0.05 (V)	
5/10/2013	0.12	
11/7/2013	0.044	
5/21/2014	0.037	
11/13/2014	0.085	
5/23/2015	0.054	
11/11/2015	0.059	
4/19/2016	0.0415	
10/10/2016	0.034	
12/1/2016	0.037	
2/9/2017	0.043	
4/7/2017	0.019	
6/21/2017	0.017	
8/15/2017	0.021	
9/1/2017	0.02	
10/9/2017	0.019	
3/22/2018	0.019	
10/4/2018	0.012	
3/27/2019	0.025	
9/11/2019	0.022	
3/18/2020	0.043	
9/9/2020	0.053	
4/5/2021	0.045	
8/12/2021	0.026	
2/15/2022	0.048	
8/25/2022	0.03	
2/27/2023		0.055

Prediction Limit

Constituent: Barium, Total (mg/L) Analysis Run 5/17/2023 1:07 PM View: Appendix I - IntraWell

Plant Scherer Client: Southern Company Data: Scherer Cell 1-CCR

	GWC-9	GWC-9
5/10/2010	0.026 (J)	
6/16/2010	0.026 (J)	
7/27/2010	0.029 (J)	
9/8/2010	0.027 (J)	
4/29/2011	0.02 (J)	
10/27/2011	0.02	
5/3/2012	0.021	
11/11/2012	0.028 (V)	
5/9/2013	0.026	
11/6/2013	0.026	
5/21/2014	0.023	
11/12/2014	0.038	
5/23/2015	0.021	
11/12/2015	0.02	
4/13/2016	0.0164 (D)	
6/22/2016	0.0238	
8/15/2016	0.02	
10/6/2016	0.021	
12/1/2016	0.025	
2/8/2017	0.017	
4/6/2017	0.019	
6/21/2017	0.026	
10/5/2017	0.022	
3/21/2018	<0.021 (X)	
10/2/2018	0.023	
3/27/2019	0.018	
9/11/2019	0.028	
3/18/2020	0.013	
9/9/2020	0.025	
4/1/2021	0.018	
8/12/2021	0.023	
2/15/2022	0.023	
8/25/2022	0.04	
2/27/2023		0.025

Prediction Limit

Constituent: Beryllium, Total (mg/L) Analysis Run 5/17/2023 1:07 PM View: Appendix I - Intrawell

Plant Scherer Client: Southern Company Data: Scherer Cell 1-CCR

	GWA-17	GWA-17
5/8/2010	<0.0025	
6/16/2010	<0.0025	
7/26/2010	<0.0025	
9/7/2010	<0.0025	
4/29/2011	<0.0025	
10/28/2011	<0.0025	
5/2/2012	<0.0025	
11/9/2012	0.0021	
5/8/2013	<0.0025	
11/6/2013	<0.0025	
5/20/2014	<0.0025	
11/8/2014	<0.0025	
5/22/2015	<0.0025	
11/9/2015	<0.0025	
4/6/2016	<0.0025	
6/15/2016	<0.0025	
8/10/2016	<0.0025	
10/5/2016	<0.0025	
11/29/2016	<0.0025	
2/7/2017	<0.0025	
4/4/2017	<0.0025	
6/20/2017	<0.0025	
10/5/2017	<0.0025	
3/20/2018	<0.0025	
10/2/2018	<0.0025	
3/26/2019	<0.0025	
9/10/2019	<0.0025	
3/18/2020	<0.0025	
9/9/2020	<0.0025	
4/1/2021	<0.0025	
8/11/2021	<0.0025	
2/15/2022	<0.0025	
8/24/2022	<0.0025	
2/28/2023		<0.0025

Prediction Limit

Constituent: Beryllium, Total (mg/L) Analysis Run 5/17/2023 1:07 PM View: Appendix I - Inrawell

Plant Scherer Client: Southern Company Data: Scherer Cell 1-CCR

	GWC-5	GWC-5
5/11/2010	<0.0025	
6/18/2010	<0.0025	
7/27/2010	<0.0025	
9/9/2010	<0.0025	
4/29/2011	<0.0025	
10/28/2011	<0.0025	
5/4/2012	<0.0025	
11/10/2012	<0.0025	
5/9/2013	<0.0025	
11/6/2013	<0.0025	
5/22/2014	<0.0025	
11/9/2014	<0.0025	
5/24/2015	<0.0025	
11/11/2015	<0.0025	
4/19/2016	<0.0025	
6/22/2016	<0.0025	
8/16/2016	<0.0025	
10/6/2016	<0.0025	
12/1/2016	<0.0025	
2/9/2017	<0.0025	
4/6/2017	<0.0025	
6/21/2017	<0.0025	
10/5/2017	<0.0025	
3/22/2018	<0.0025	
10/3/2018	<0.0025	
3/27/2019	<0.0025	
9/11/2019	<0.0025	
3/18/2020	<0.0025	
9/9/2020	<0.0025	
4/1/2021	<0.0025	
8/12/2021	0.00022 (J)	
2/15/2022	<0.0025	
8/25/2022	<0.0025	
2/28/2023		<0.0025

Prediction Limit

Constituent: Beryllium, Total (mg/L) Analysis Run 5/17/2023 1:07 PM View: Appendix I - Inrawell

Plant Scherer Client: Southern Company Data: Scherer Cell 1-CCR

	GWC-7	GWC-7
5/10/2010	<0.0025	
6/18/2010	<0.0025	
7/28/2010	<0.0025	
9/9/2010	<0.0025	
4/30/2011	<0.0025	
10/29/2011	<0.0025	
5/4/2012	<0.0025	
11/10/2012	<0.0025	
5/9/2013	<0.0025	
11/7/2013	<0.0025	
5/21/2014	<0.0025	
11/12/2014	<0.0025	
5/24/2015	<0.0025	
11/11/2015	<0.0025	
4/13/2016	<0.0025 (D)	
6/20/2016	<0.0025	
8/15/2016	<0.0025	
10/6/2016	<0.0025	
12/1/2016	<0.0025	
2/9/2017	<0.0025	
4/7/2017	<0.0025	
6/22/2017	<0.0025	
10/6/2017	<0.0025	
3/22/2018	<0.0025	
10/4/2018	<0.0025	
3/27/2019	<0.0025	
9/11/2019	<0.0025	
3/19/2020	<0.0025	
9/10/2020	0.00018 (J)	
4/1/2021	<0.0025	
8/11/2021	<0.0025	
2/15/2022	<0.0025	
8/25/2022	<0.0025	
2/27/2023		<0.0025

Prediction Limit

Constituent: Beryllium, Total (mg/L) Analysis Run 5/17/2023 1:07 PM View: Appendix I - Inrawell

Plant Scherer Client: Southern Company Data: Scherer Cell 1-CCR

	GWC-8A	GWC-8A
5/10/2010	<0.0025	
6/19/2010	<0.0025	
7/28/2010	<0.0025	
9/8/2010	<0.0025	
4/30/2011	<0.0025	
10/27/2011	<0.0025	
5/4/2012	<0.0025	
11/11/2012	<0.0025	
5/10/2013	<0.0025	
11/7/2013	<0.0025	
5/21/2014	<0.0025	
11/13/2014	<0.0025	
5/23/2015	<0.0025	
11/11/2015	<0.0025	
4/19/2016	<0.0025	
10/10/2016	<0.0025	
12/1/2016	<0.0025	
2/9/2017	<0.0025	
4/7/2017	<0.0025	
6/21/2017	<0.0025	
8/15/2017	<0.0025	
9/1/2017	<0.0025	
10/9/2017	<0.0025	
3/22/2018	<0.0025	
10/4/2018	<0.0025	
3/27/2019	<0.0025	
9/11/2019	<0.0025	
3/18/2020	<0.0025	
9/9/2020	<0.0025	
4/5/2021	0.00038 (J)	
8/12/2021	<0.0025	
2/15/2022	<0.0025	
8/25/2022	<0.0025	
2/27/2023		<0.0025

Prediction Limit

Constituent: Cadmium, Total (mg/L) Analysis Run 5/17/2023 1:07 PM View: Appendix I - Intrawell

Plant Scherer Client: Southern Company Data: Scherer Cell 1-CCR

	GWA-17	GWA-17
5/8/2010	<0.0025	
6/16/2010	<0.0025	
7/26/2010	<0.0025	
9/7/2010	<0.0025	
4/29/2011	<0.0025	
10/28/2011	<0.0025	
5/2/2012	<0.0025	
11/9/2012	<0.0025	
5/8/2013	<0.0025	
11/6/2013	<0.0025	
5/20/2014	<0.0025	
11/8/2014	<0.0025	
5/22/2015	<0.0025	
11/9/2015	<0.0025	
4/6/2016	<0.0025	
6/15/2016	<0.0025	
8/10/2016	<0.0025	
10/5/2016	<0.0025	
11/29/2016	<0.0025	
2/7/2017	<0.0025	
4/4/2017	<0.0025	
6/20/2017	<0.0025	
10/5/2017	<0.0025	
3/20/2018	<0.0025	
10/2/2018	<0.0025	
3/26/2019	<0.0025	
9/10/2019	0.00013 (J)	
3/18/2020	<0.0025	
9/9/2020	<0.0025	
4/1/2021	<0.0025	
8/11/2021	<0.0025	
2/15/2022	<0.0025	
8/24/2022	<0.0025	
2/28/2023		<0.0025

Prediction Limit

Constituent: Cadmium, Total (mg/L) Analysis Run 5/17/2023 1:07 PM View: Appendix I - Intrawell
Plant Scherer Client: Southern Company Data: Scherer Cell 1-CCR

	GWC-11	GWC-11
5/10/2010	<0.0025	
6/16/2010	<0.0025	
7/27/2010	<0.0025	
9/8/2010	<0.0025	
4/29/2011	<0.0025	
10/27/2011	<0.0025	
5/4/2012	<0.0025	
11/10/2012	<0.0025	
5/9/2013	<0.0025	
11/6/2013	<0.0025	
5/20/2014	<0.0025	
11/12/2014	<0.0025	
5/24/2015	<0.0025	
11/12/2015	<0.0025	
4/13/2016	<0.0025 (D)	
6/21/2016	<0.0025	
8/15/2016	<0.0025	
10/5/2016	<0.0025	
12/1/2016	<0.0025	
2/8/2017	<0.0025	
4/6/2017	<0.0025	
6/20/2017	<0.0025	
10/5/2017	<0.0025	
3/21/2018	<0.0025	
10/2/2018	<0.0025	
3/27/2019	<0.0025	
9/11/2019	<0.0025	
3/18/2020	<0.0025	
9/10/2020	0.001 (J)	
4/1/2021	<0.0025	
8/11/2021	<0.0025	
2/16/2022	<0.0025	
8/25/2022	<0.0025	
2/27/2023		<0.0025

Prediction Limit

Constituent: Cadmium, Total (mg/L) Analysis Run 5/17/2023 1:07 PM View: Appendix I - Intrawell

Plant Scherer Client: Southern Company Data: Scherer Cell 1-CCR

	GWC-2	GWC-2
5/11/2010	<0.0025	
6/19/2010	<0.0025	
7/27/2010	<0.0025	
9/9/2010	<0.0025	
4/28/2011	<0.0025	
10/28/2011	<0.0025	
5/3/2012	<0.0025	
11/9/2012	<0.0025	
5/9/2013	<0.0025	
11/5/2013	<0.0025	
5/22/2014	<0.0025	
11/13/2014	<0.0025	
5/24/2015	<0.0025	
11/11/2015	<0.0025	
4/12/2016	<0.0025	
6/16/2016	<0.0025	
8/11/2016	<0.0025	
10/4/2016	<0.0025	
11/30/2016	<0.0025	
2/7/2017	<0.0025	
4/6/2017	<0.0025	
6/20/2017	<0.0025	
10/4/2017	<0.0025	
3/20/2018	<0.0025	
10/2/2018	<0.0025	
3/26/2019	<0.0025	
9/10/2019	<0.0025	
3/18/2020	<0.0025	
9/9/2020	<0.0025	
4/1/2021	0.00038 (J)	
8/12/2021	<0.0025	
2/15/2022	<0.0025	
8/26/2022	<0.0025	
2/27/2023		<0.0025

Prediction Limit

Constituent: Cadmium, Total (mg/L) Analysis Run 5/17/2023 1:07 PM View: Appendix I - Intrawell

Plant Scherer Client: Southern Company Data: Scherer Cell 1-CCR

	GWC-8A	GWC-8A
5/10/2010	<0.0025	
6/19/2010	<0.0025	
7/28/2010	<0.0025	
9/8/2010	0.001	
4/30/2011	0.0014	
10/27/2011	0.0011	
5/4/2012	<0.0025	
11/11/2012	<0.0025	
5/10/2013	0.0016	
11/7/2013	0.001	
5/21/2014	<0.0025	
11/13/2014	<0.0025	
5/23/2015	<0.0025	
11/11/2015	<0.0025	
4/19/2016	0.000379 (J)	
10/10/2016	<0.0025	
12/1/2016	<0.0025	
2/9/2017	0.00037 (J)	
4/7/2017	<0.0025	
6/21/2017	<0.0025	
8/15/2017	<0.0025	
9/1/2017	<0.0025	
10/9/2017	<0.0025	
3/22/2018	<0.0025	
10/4/2018	<0.0025	
3/27/2019	<0.0025	
9/11/2019	<0.0025	
3/18/2020	<0.0025	
9/9/2020	<0.0025	
4/5/2021	0.0003 (J)	
8/12/2021	<0.0025	
2/15/2022	<0.0025	
8/25/2022	<0.0025	
2/27/2023		<0.0025

Prediction Limit

Constituent: Chromium, Total (mg/L) Analysis Run 5/17/2023 1:07 PM View: Appendix I - IntraWell
Plant Scherer Client: Southern Company Data: Scherer Cell 1-CCR

	GWA-15	GWA-15
5/9/2010	<0.002	
6/18/2010	<0.002	
7/28/2010	<0.002	
9/9/2010	<0.002	
4/30/2011	<0.002	
10/28/2011	<0.002	
5/2/2012	<0.002	
11/9/2012	<0.002	
5/8/2013	<0.002	
11/5/2013	0.0036	
5/20/2014	<0.002	
11/12/2014	<0.002	
5/22/2015	<0.002	
11/11/2015	<0.002	
4/6/2016	<0.002	
6/15/2016	<0.002	
8/10/2016	<0.002	
10/4/2016	<0.002	
11/30/2016	<0.002	
2/7/2017	<0.002	
4/4/2017	<0.002	
6/20/2017	<0.002	
10/4/2017	<0.002	
3/20/2018	<0.002 (D)	
10/2/2018	<0.002	
3/26/2019	<0.002	
9/10/2019	0.0023 (J)	
3/18/2020	<0.002	
9/9/2020	<0.002	
4/1/2021	<0.002	
8/11/2021	<0.002	
2/15/2022	<0.002	
8/25/2022	<0.002	
2/28/2023		<0.002

Prediction Limit

Constituent: Chromium, Total (mg/L) Analysis Run 5/17/2023 1:07 PM View: Appendix I - IntraWell
Plant Scherer Client: Southern Company Data: Scherer Cell 1-CCR

	GWA-16	GWA-16
5/9/2010	0.003 (J)	
6/16/2010	0.0042 (J)	
7/27/2010	0.0048 (J)	
9/7/2010	0.0037 (J)	
4/29/2011	0.0046 (J)	
10/28/2011	0.005	
5/2/2012	0.0052	
11/9/2012	0.0054	
5/8/2013	0.0058	
11/6/2013	0.0062 (J)	
5/20/2014	0.0047 (J)	
11/8/2014	0.0064 (J)	
5/22/2015	0.0059 (J)	
11/9/2015	0.0043 (J)	
4/6/2016	0.00457 (J)	
6/15/2016	<0.01	
8/10/2016	0.0042	
10/4/2016	0.0052	
11/29/2016	0.004	
2/7/2017	0.004	
4/4/2017	0.0021 (J)	
6/20/2017	0.0046	
10/5/2017	0.005	
3/20/2018	0.0044	
10/2/2018	0.0043	
3/26/2019	0.0046	
9/10/2019	0.0076	
3/18/2020	0.0044	
9/9/2020	0.005	
4/1/2021	0.0053	
8/11/2021	0.0059	
2/15/2022	0.0056	
8/25/2022	0.0056	
2/28/2023		0.0061

Prediction Limit

Constituent: Chromium, Total (mg/L) Analysis Run 5/17/2023 1:07 PM View: Appendix I - IntraWell
Plant Scherer Client: Southern Company Data: Scherer Cell 1-CCR

	GWA-17	GWA-17
5/8/2010	0.0032 (J)	
6/16/2010	0.0037 (J)	
7/26/2010	0.0058	
9/7/2010	0.0078	
4/29/2011	0.005	
10/28/2011	0.0068	
5/2/2012	0.0065	
11/9/2012	0.006	
5/8/2013	0.0074	
11/6/2013	0.0082 (J)	
5/20/2014	0.0051 (J)	
11/8/2014	0.0074 (J)	
5/22/2015	0.0084 (J)	
11/9/2015	0.009 (J)	
4/6/2016	0.00779 (J)	
6/15/2016	<0.01	
8/10/2016	0.0068	
10/5/2016	0.0076	
11/29/2016	0.0045	
2/7/2017	0.0067	
4/4/2017	0.0079	
6/20/2017	0.0084	
10/5/2017	0.0061	
3/20/2018	0.006	
10/2/2018	0.0061	
3/26/2019	0.0065	
9/10/2019	0.012	
3/18/2020	0.0083	
9/9/2020	0.0088	
4/1/2021	0.0082	
8/11/2021	0.0089	
2/15/2022	0.0084	
8/24/2022	0.0076	
2/28/2023		0.0083

Prediction Limit

Constituent: Chromium, Total (mg/L) Analysis Run 5/17/2023 1:07 PM View: Appendix I - IntraWell

Plant Scherer Client: Southern Company Data: Scherer Cell 1-CCR

	GWC-1	GWC-1
5/11/2010	0.0077	
6/17/2010	0.0053	
7/27/2010	0.0085	
9/9/2010	0.0076	
4/28/2011	0.0048 (J)	
10/29/2011	0.0093	
5/3/2012	0.01	
11/9/2012	0.009	
5/9/2013	0.0085	
11/5/2013	0.015	
5/23/2014	0.012	
11/13/2014	0.011	
5/23/2015	0.012	
11/11/2015	0.014	
4/12/2016	0.0135	
6/16/2016	0.014	
8/11/2016	0.013	
10/4/2016	0.014	
11/30/2016	0.013	
2/7/2017	0.013	
4/5/2017	0.014	
6/20/2017	0.013	
10/4/2017	0.015	
3/20/2018	0.013	
10/2/2018	0.014	
3/26/2019	0.013	
9/10/2019	0.018	
3/18/2020	0.014	
9/9/2020	0.014	
4/1/2021	0.014	
8/18/2021	0.014	
2/15/2022	0.011	
8/24/2022	0.014	
2/27/2023		0.014

Prediction Limit

Constituent: Chromium, Total (mg/L) Analysis Run 5/17/2023 1:07 PM View: Appendix I - IntraWell

Plant Scherer Client: Southern Company Data: Scherer Cell 1-CCR

	GWC-10	GWC-10
5/10/2010	0.011	
6/16/2010	0.0095	
7/28/2010	0.01	
9/8/2010	0.011	
4/29/2011	0.0096	
10/27/2011	0.011	
5/4/2012	0.01	
11/11/2012	0.01	
5/9/2013	0.011	
11/5/2013	0.015	
5/21/2014	0.013	
11/12/2014	0.012	
5/23/2015	0.014	
11/12/2015	0.016	
4/13/2016	0.0152 (D)	
6/21/2016	0.016	
8/15/2016	0.015	
10/5/2016	0.016	
12/1/2016	0.015	
2/8/2017	0.017	
4/6/2017	0.018	
6/21/2017	0.017	
10/5/2017	0.018	
3/21/2018	0.017 (J+X)	
10/2/2018	0.018	
3/27/2019	0.017	
9/11/2019	0.023	
3/18/2020	0.02	
9/9/2020	0.018	
4/1/2021	0.02	
10/18/2021	0.019	
2/15/2022	0.021	
8/25/2022	0.018	
2/21/2023		0.02

Prediction Limit

Constituent: Chromium, Total (mg/L) Analysis Run 5/17/2023 1:07 PM View: Appendix I - IntraWell
Plant Scherer Client: Southern Company Data: Scherer Cell 1-CCR

	GWC-11	GWC-11
5/10/2010	0.011	
6/16/2010	0.012	
7/27/2010	0.012	
9/8/2010	0.011	
4/29/2011	0.01	
10/27/2011	0.0077	
5/4/2012	0.0082	
11/10/2012	0.007	
5/9/2013	0.0079	
11/6/2013	0.011	
5/20/2014	0.0076 (J)	
11/12/2014	0.0071 (J)	
5/24/2015	0.0083 (J)	
11/12/2015	0.0069 (J)	
4/13/2016	0.00804 (JD)	
6/21/2016	0.0086 (J)	
8/15/2016	0.0073	
10/5/2016	0.0077	
12/1/2016	0.0075	
2/8/2017	0.0078	
4/6/2017	0.0079	
6/20/2017	0.0078	
10/5/2017	0.0081	
3/21/2018	<0.0081 (X)	
10/2/2018	0.0075	
3/27/2019	0.007	
9/11/2019	0.011	
3/18/2020	0.0086	
9/10/2020	0.009	
4/1/2021	0.0078	
8/11/2021	0.0078	
2/16/2022	0.0074	
8/25/2022	0.0069	
2/27/2023		0.0082

Prediction Limit

Constituent: Chromium, Total (mg/L) Analysis Run 5/17/2023 1:07 PM View: Appendix I - IntraWell

Plant Scherer Client: Southern Company Data: Scherer Cell 1-CCR

	GWC-12	GWC-12
5/9/2010	<0.002	
6/18/2010	<0.002	
7/27/2010	0.002 (J)	
9/8/2010	<0.002	
4/29/2011	<0.002	
10/28/2011	<0.002	
5/3/2012	<0.002	
11/10/2012	<0.002	
5/9/2013	<0.002	
11/6/2013	0.0031 (J)	
5/20/2014	0.002 (J)	
11/12/2014	<0.002	
5/23/2015	0.0027 (J)	
11/12/2015	0.0022 (J)	
4/13/2016	<0.002 (D)	
6/21/2016	0.0012 (J)	
8/15/2016	0.0021 (J)	
10/5/2016	0.0013 (J)	
12/1/2016	0.0015 (J)	
2/8/2017	0.0016 (J)	
4/5/2017	0.0014 (J)	
6/20/2017	0.0015 (J)	
10/5/2017	0.0015 (J)	
3/21/2018	<0.002 (XD)	
10/2/2018	0.0012 (J)	
3/26/2019	0.0013 (J)	
9/11/2019	0.0036	
3/18/2020	0.0016 (J)	
9/10/2020	<0.002	
4/1/2021	0.0015 (J)	
8/11/2021	<0.002	
2/16/2022	<0.002	
8/26/2022	<0.002	
2/27/2023		0.002

Prediction Limit

Constituent: Chromium, Total (mg/L) Analysis Run 5/17/2023 1:07 PM View: Appendix I - IntraWell
Plant Scherer Client: Southern Company Data: Scherer Cell 1-CCR

	GWC-13	GWC-13
5/9/2010	0.0051	
6/18/2010	0.0043 (J)	
7/29/2010	0.0058	
9/9/2010	0.0052	
4/26/2011	0.0025 (J)	
10/28/2011	0.0035 (J)	
5/4/2012	0.0073	
11/11/2012	0.004 (J)	
5/8/2013	0.006	
11/7/2013	0.0068 (J)	
5/20/2014	0.0039 (J)	
11/12/2014	0.0039 (J)	
5/24/2015	0.004 (J)	
11/12/2015	0.0077 (J)	
4/13/2016	0.0038 (JD)	
6/21/2016	0.0035 (J)	
8/15/2016	0.0034	
10/7/2016	0.0037	
12/1/2016	0.0037	
2/9/2017	0.0038	
4/6/2017	0.0039	
6/22/2017	0.0042	
10/6/2017	0.0039	
3/22/2018	0.028 (Q)	
10/3/2018	0.0056	
3/26/2019	0.0048	
9/11/2019	0.0075	
3/18/2020	0.008	
9/10/2020	0.0054	
4/6/2021	0.0061	
8/11/2021	0.0051	
2/16/2022	0.005	
8/26/2022	0.0043	
2/27/2023		0.006

Prediction Limit

Constituent: Chromium, Total (mg/L) Analysis Run 5/17/2023 1:07 PM View: Appendix I - IntraWell

Plant Scherer Client: Southern Company Data: Scherer Cell 1-CCR

	GWC-14	GWC-14
5/9/2010	<0.002	
6/18/2010	<0.002	
7/28/2010	<0.002	
9/9/2010	<0.002	
4/30/2011	<0.002	
10/28/2011	<0.002	
5/3/2012	<0.002	
11/10/2012	<0.002	
5/8/2013	<0.002	
11/5/2013	0.0036	
5/20/2014	<0.002	
11/12/2014	<0.002	
5/24/2015	<0.002	
11/11/2015	<0.002	
4/13/2016	<0.002 (D)	
6/21/2016	0.0006 (J)	
8/15/2016	<0.002	
10/4/2016	<0.002	
12/1/2016	<0.002	
2/7/2017	<0.002	
4/6/2017	<0.002	
6/20/2017	<0.002	
10/5/2017	<0.002	
3/20/2018	<0.002	
10/2/2018	<0.002	
3/26/2019	<0.002	
9/11/2019	0.0038	
3/18/2020	<0.002	
9/9/2020	<0.002	
4/1/2021	<0.002	
8/11/2021	<0.002	
2/16/2022	<0.002	
8/26/2022	<0.002	
2/27/2023		<0.002

Prediction Limit

Constituent: Chromium, Total (mg/L) Analysis Run 5/17/2023 1:07 PM View: Appendix I - IntraWell
Plant Scherer Client: Southern Company Data: Scherer Cell 1-CCR

	GWC-18	GWC-18
5/10/2010	0.012	
6/16/2010	0.014	
7/26/2010	0.013	
9/7/2010	0.015	
4/29/2011	0.014	
10/28/2011	0.014	
5/2/2012	0.017	
11/9/2012	0.014	
5/8/2013	0.017	
11/6/2013	0.017	
5/23/2014	0.013	
11/8/2014	0.018	
5/22/2015	0.02	
11/10/2015	0.013	
4/11/2016	0.0139	
6/16/2016	0.014	
8/11/2016	0.016	
10/5/2016	0.014	
11/29/2016	0.013	
2/8/2017	0.013	
4/6/2017	0.014	
6/21/2017	0.013	
10/5/2017	0.014	
3/20/2018	0.014	
10/2/2018	0.014	
3/26/2019	0.014	
9/11/2019	0.017	
3/18/2020	0.014	
9/9/2020	0.013	
4/1/2021	0.014	
8/11/2021	0.014	
2/16/2022	0.012	
8/25/2022	0.012	
2/28/2023		0.012

Prediction Limit

Constituent: Chromium, Total (mg/L) Analysis Run 5/17/2023 1:07 PM View: Appendix I - IntraWell
Plant Scherer Client: Southern Company Data: Scherer Cell 1-CCR

	GWC-19	GWC-19
5/11/2010	0.0039 (J)	
6/16/2010	0.0049 (J)	
7/27/2010	0.0047 (J)	
9/7/2010	0.0057	
4/29/2011	0.0087	
10/28/2011	0.0075	
5/2/2012	0.011	
11/9/2012	0.0076	
5/9/2013	0.0088	
11/6/2013	0.011	
5/22/2014	0.0057 (J)	
11/8/2014	0.013	
5/23/2015	0.014	
11/10/2015	0.0091 (J)	
4/11/2016	0.00767 (J)	
6/16/2016	<0.01	
8/11/2016	0.0085	
10/5/2016	0.01	
11/29/2016	0.0087	
2/8/2017	0.0093	
4/5/2017	0.0098	
6/21/2017	0.0094	
10/5/2017	0.0096	
3/20/2018	0.0097	
10/2/2018	0.0097	
3/26/2019	0.0091	
9/12/2019	0.012	
3/19/2020	0.012	
9/9/2020	0.011	
4/5/2021	0.012	
8/11/2021	0.013	
2/16/2022	0.011	
8/25/2022	0.015	
2/28/2023		0.014

Prediction Limit

Constituent: Chromium, Total (mg/L) Analysis Run 5/17/2023 1:07 PM View: Appendix I - IntraWell
Plant Scherer Client: Southern Company Data: Scherer Cell 1-CCR

	GWC-2	GWC-2
5/11/2010	0.0051	
6/19/2010	<0.011	
7/27/2010	0.01	
9/9/2010	0.0072	
4/28/2011	0.0077	
10/28/2011	0.011	
5/3/2012	0.011	
11/9/2012	0.0089	
5/9/2013	0.0089	
11/5/2013	0.011	
5/22/2014	0.01	
11/13/2014	0.0084 (J)	
5/24/2015	0.0095 (J)	
11/11/2015	0.011	
4/12/2016	0.0122	
6/16/2016	<0.011	
8/11/2016	0.01	
10/4/2016	0.011	
11/30/2016	0.0098	
2/7/2017	0.0096	
4/6/2017	0.01	
6/20/2017	0.01	
10/4/2017	0.011	
3/20/2018	0.0099	
10/2/2018	0.01	
3/26/2019	0.0096	
9/10/2019	0.014	
3/18/2020	0.011	
9/9/2020	0.01	
4/1/2021	0.0057	
8/12/2021	0.012	
2/15/2022	0.011	
8/26/2022	0.0095	
2/27/2023		0.012

Prediction Limit

Constituent: Chromium, Total (mg/L) Analysis Run 5/17/2023 1:07 PM View: Appendix I - IntraWell

Plant Scherer Client: Southern Company Data: Scherer Cell 1-CCR

	GWC-20	GWC-20
5/11/2010	0.0063	
6/17/2010	0.0053	
7/27/2010	0.0064	
9/7/2010	0.0078	
4/29/2011	0.0065	
10/28/2011	0.0092	
5/3/2012	0.011	
11/10/2012	0.0073	
5/9/2013	0.0098	
11/6/2013	0.011	
5/22/2014	0.0097 (J)	
11/9/2014	0.012	
5/24/2015	0.016	
11/10/2015	0.0088 (J)	
4/12/2016	0.00965 (J)	
6/16/2016	<0.0085	
8/11/2016	0.0083	
10/5/2016	0.0094	
11/30/2016	0.0084	
2/8/2017	0.0091	
4/6/2017	0.011	
6/21/2017	0.0081	
10/5/2017	0.0083	
3/21/2018	<0.0085 (X)	
10/3/2018	0.0091	
3/26/2019	0.0092	
9/12/2019	0.011	
3/19/2020	0.0094	
9/10/2020	0.009	
4/5/2021	0.008	
8/11/2021	0.0087	
2/16/2022	0.0081	
8/25/2022	0.0079	
2/28/2023		0.009

Prediction Limit

Constituent: Chromium, Total (mg/L) Analysis Run 5/17/2023 1:07 PM View: Appendix I - IntraWell

Plant Scherer Client: Southern Company Data: Scherer Cell 1-CCR

	GWC-3	GWC-3
5/11/2010	0.01	
6/17/2010	0.0087	
7/28/2010	0.028 (O)	
9/7/2010	0.022	
4/29/2011	0.0099	
10/28/2011	0.0089	
5/3/2012	0.0091	
11/9/2012	0.008	
5/10/2013	0.019	
11/6/2013	0.013	
5/22/2014	0.0093 (J)	
11/9/2014	0.0098 (J)	
5/22/2015	0.01	
11/10/2015	0.011	
4/12/2016	0.00925 (JD)	
6/20/2016	0.0076 (J)	
8/12/2016	0.0079	
10/5/2016	0.0085	
11/30/2016	0.0086	
2/8/2017	0.011	
4/6/2017	0.0098	
6/21/2017	0.011	
10/5/2017	0.01	
3/21/2018	<0.0093 (X)	
10/3/2018	0.0081	
3/26/2019	0.0075	
9/10/2019	0.0092	
3/18/2020	0.0049	
9/10/2020	0.0061	
4/6/2021	0.0074	
8/12/2021	0.0085	
2/15/2022	0.0076	
8/25/2022	0.0072	
2/28/2023		0.01

Prediction Limit

Constituent: Chromium, Total (mg/L) Analysis Run 5/17/2023 1:07 PM View: Appendix I - IntraWell

Plant Scherer Client: Southern Company Data: Scherer Cell 1-CCR

	GWC-4	GWC-4
5/11/2010	0.0046 (J)	
6/17/2010	0.007	
7/28/2010	0.0084	
9/8/2010	0.0071	
4/28/2011	0.008	
10/29/2011	0.0054	
5/3/2012	0.0065	
11/10/2012	0.0059	
5/10/2013	0.0083	
11/6/2013	0.0099 (J)	
5/22/2014	0.0049 (J)	
11/9/2014	0.0068 (J)	
5/22/2015	0.0087 (J)	
11/11/2015	0.0084 (J)	
4/12/2016	0.00419 (J)	
6/20/2016	0.0043 (J)	
8/12/2016	0.0037	
10/6/2016	0.0062	
11/30/2016	0.0043	
2/8/2017	0.0052	
4/6/2017	0.005	
6/22/2017	0.0052	
10/6/2017	0.0049	
3/21/2018	<0.0062 (X)	
10/3/2018	0.0039	
3/26/2019	0.0084	
9/10/2019	0.0067	
3/19/2020	0.0045	
9/10/2020	0.0055	
4/2/2021	0.0052	
8/12/2021	0.0045	
2/15/2022	0.0041	
8/25/2022	0.0038	
2/27/2023		0.0039

Prediction Limit

Constituent: Chromium, Total (mg/L) Analysis Run 5/17/2023 1:07 PM View: Appendix I - Intrawell
Plant Scherer Client: Southern Company Data: Scherer Cell 1-CCR

	GWC-5	GWC-5
5/11/2010	0.004 (J)	
6/18/2010	0.0056	
7/27/2010	0.0051	
9/9/2010	0.0037 (J)	
4/29/2011	0.0036 (J)	
10/28/2011	0.0026 (J)	
5/4/2012	0.0031 (J)	
11/10/2012	<0.005	
5/9/2013	0.0033 (J)	
11/6/2013	0.0045 (J)	
5/22/2014	0.0035 (J)	
11/9/2014	0.0062 (J)	
5/24/2015	0.012	
11/11/2015	0.0068 (J)	
4/19/2016	0.00368 (J)	
6/22/2016	0.0031 (J)	
8/16/2016	0.0028	
10/6/2016	0.003	
12/1/2016	0.0022 (J)	
2/9/2017	0.0035	
4/6/2017	0.0032	
6/21/2017	0.0031	
10/5/2017	0.0029	
3/22/2018	0.0086 (J+X)	
10/3/2018	0.003	
3/27/2019	0.0039	
9/11/2019	0.0079	
3/18/2020	0.0052	
9/9/2020	0.0048	
4/1/2021	0.0058	
8/12/2021	0.0053	
2/15/2022	0.0061	
8/25/2022	0.0058	
2/28/2023		0.0068

Prediction Limit

Constituent: Chromium, Total (mg/L) Analysis Run 5/17/2023 1:07 PM View: Appendix I - IntraWell

Plant Scherer Client: Southern Company Data: Scherer Cell 1-CCR

	GWC-6	GWC-6
5/11/2010	<0.012	
6/18/2010	0.0063	
7/27/2010	0.004 (J)	
9/9/2010	0.0053	
4/30/2011	0.0035 (J)	
10/29/2011	0.0048 (J)	
5/4/2012	0.0064	
11/10/2012	0.0084	
5/9/2013	0.0041 (J)	
11/7/2013	0.0077 (J)	
5/21/2014	0.0044 (J)	
11/9/2014	0.0071 (J)	
5/24/2015	0.01	
11/11/2015	0.0053 (J)	
4/12/2016	0.00493 (J)	
6/20/2016	0.0043 (J)	
8/12/2016	0.0037	
10/6/2016	0.004	
11/30/2016	0.0035	
2/9/2017	0.0041	
4/6/2017	0.0038	
6/21/2017	0.004	
10/6/2017	0.0038	
3/21/2018	<0.012 (X)	
10/3/2018	0.0042	
3/26/2019	0.0044	
9/11/2019	0.0078	
3/18/2020	0.0046	
9/10/2020	0.0049	
4/5/2021	0.005	
8/11/2021	0.005	
2/15/2022	0.0046	
8/25/2022	0.0046	
2/27/2023		0.0047

Prediction Limit

Constituent: Chromium, Total (mg/L) Analysis Run 5/17/2023 1:07 PM View: Appendix I - IntraWell
Plant Scherer Client: Southern Company Data: Scherer Cell 1-CCR

	GWC-7	GWC-7
5/10/2010	0.007	
6/18/2010	0.011	
7/28/2010	0.0092	
9/9/2010	0.01	
4/30/2011	0.012	
10/29/2011	0.012	
5/4/2012	0.013	
11/10/2012	0.0097	
5/9/2013	0.013	
11/7/2013	0.013	
5/21/2014	0.0091 (J)	
11/12/2014	0.0097 (J)	
5/24/2015	0.018	
11/11/2015	0.0086 (J)	
4/13/2016	0.00924 (JD)	
6/20/2016	0.0084 (J)	
8/15/2016	0.0083	
10/6/2016	0.0081	
12/1/2016	0.0083	
2/9/2017	0.0087	
4/7/2017	0.009	
6/22/2017	0.0092	
10/6/2017	0.0095	
3/22/2018	0.0086 (J+X)	
10/4/2018	0.0083	
3/27/2019	0.0088	
9/11/2019	0.013	
3/19/2020	0.011	
9/10/2020	0.0098	
4/1/2021	0.0091	
8/11/2021	0.0092	
2/15/2022	0.0088	
8/25/2022	0.0085	
2/27/2023		0.0092

Prediction Limit

Constituent: Chromium, Total (mg/L) Analysis Run 5/17/2023 1:07 PM View: Appendix I - IntraWell
Plant Scherer Client: Southern Company Data: Scherer Cell 1-CCR

	GWC-8A	GWC-8A
5/10/2010	<0.002	
6/19/2010	<0.002	
7/28/2010	0.0034 (J)	
9/8/2010	0.014	
4/30/2011	0.022	
10/27/2011	0.0064	
5/4/2012	0.0059	
11/11/2012	0.011	
5/10/2013	0.038 (O)	
11/7/2013	0.012	
5/21/2014	0.0048 (J)	
11/13/2014	0.023	
5/23/2015	0.015	
11/11/2015	0.016	
4/19/2016	0.0086 (J)	
10/10/2016	0.0052	
12/1/2016	0.0062	
2/9/2017	0.0091	
4/7/2017	<0.002	
6/21/2017	<0.002	
8/15/2017	<0.002	
9/1/2017	<0.002	
10/9/2017	<0.002	
3/22/2018	0.0079 (J+X)	
10/4/2018	<0.002	
3/27/2019	<0.002	
9/11/2019	0.0052	
3/18/2020	<0.002	
9/9/2020	<0.002	
4/5/2021	<0.002	
8/12/2021	<0.002	
2/15/2022	<0.002	
8/25/2022	<0.002	
2/27/2023		<0.002

Prediction Limit

Constituent: Chromium, Total (mg/L) Analysis Run 5/17/2023 1:07 PM View: Appendix I - IntraWell

Plant Scherer Client: Southern Company Data: Scherer Cell 1-CCR

	GWC-9	GWC-9
5/10/2010	0.0097	
6/16/2010	0.0074	
7/27/2010	0.0068	
9/8/2010	0.007	
4/29/2011	0.0062	
10/27/2011	0.0084	
5/3/2012	0.0099	
11/11/2012	0.0073	
5/9/2013	0.0085	
11/6/2013	0.013	
5/21/2014	0.0097 (J)	
11/12/2014	0.0072 (J)	
5/23/2015	0.0095 (J)	
11/12/2015	0.0046 (J)	
4/13/2016	0.00627 (JD)	
6/22/2016	0.0079 (J)	
8/15/2016	0.0075	
10/6/2016	0.0071	
12/1/2016	0.007	
2/8/2017	0.0047	
4/6/2017	0.006	
6/21/2017	0.0071	
10/5/2017	0.008	
3/21/2018	<0.0046 (X)	
10/2/2018	0.0081	
3/27/2019	0.0064	
9/11/2019	0.012	
3/18/2020	0.0066	
9/9/2020	0.0081	
4/1/2021	0.0018 (J)	
8/12/2021	0.0077	
2/15/2022	0.0079	
8/25/2022	0.0092	
2/27/2023		0.0094

Prediction Limit

Constituent: Cobalt, Total (mg/L) Analysis Run 5/17/2023 1:07 PM View: Appendix I - Intrawell
Plant Scherer Client: Southern Company Data: Scherer Cell 1-CCR

	GWA-15	GWA-15
5/9/2010	<0.0025	
6/18/2010	<0.0025	
7/28/2010	<0.0025	
9/9/2010	<0.0025	
4/30/2011	<0.0025	
10/28/2011	<0.0025	
5/2/2012	<0.0025	
11/9/2012	<0.0025	
5/8/2013	<0.0025	
11/5/2013	<0.0025	
5/20/2014	<0.0025	
11/12/2014	<0.0025	
5/22/2015	<0.0025	
11/11/2015	<0.0025	
4/6/2016	0.00261 (O)	
6/15/2016	0.00092 (J)	
8/10/2016	0.00076 (J)	
10/4/2016	0.00081 (J)	
11/30/2016	0.00061 (J)	
2/7/2017	<0.0025	
4/4/2017	0.00084 (J)	
6/20/2017	0.0012 (J)	
10/4/2017	0.00087 (J)	
3/20/2018	0.0018 (JD)	
10/2/2018	0.0011 (J)	
3/26/2019	0.0019 (J)	
9/10/2019	0.0012 (J)	
3/18/2020	0.0017 (J)	
9/9/2020	0.0016 (J)	
4/1/2021	0.0024 (J)	
8/11/2021	0.0011 (J)	
2/15/2022	0.0029	
8/25/2022	0.0014 (J)	
2/28/2023		0.0026

Prediction Limit

Constituent: Cobalt, Total (mg/L) Analysis Run 5/17/2023 1:07 PM View: Appendix I - Intrawell
Plant Scherer Client: Southern Company Data: Scherer Cell 1-CCR

	GWA-16	GWA-16
5/9/2010	<0.0025	
6/16/2010	<0.0025	
7/27/2010	<0.0025	
9/7/2010	<0.0025	
4/29/2011	0.003 (O)	
10/28/2011	<0.0025	
5/2/2012	<0.0025	
11/9/2012	<0.0025	
5/8/2013	<0.0025	
11/6/2013	<0.0025	
5/20/2014	<0.0025	
11/8/2014	<0.0025	
5/22/2015	<0.0025	
11/9/2015	<0.0025	
4/6/2016	<0.0025	
6/15/2016	2.2E-05 (J)	
8/10/2016	<0.0025	
10/4/2016	<0.0025	
11/29/2016	<0.0025	
2/7/2017	<0.0025	
4/4/2017	<0.0025	
6/20/2017	<0.0025	
10/5/2017	<0.0025	
3/20/2018	<0.0025	
10/2/2018	<0.0025	
3/26/2019	<0.0025	
9/10/2019	0.00031 (J)	
3/18/2020	0.00034 (J)	
9/9/2020	<0.0025	
4/1/2021	0.00014 (J)	
8/11/2021	<0.0025	
2/15/2022	<0.0025	
8/25/2022	<0.0025	
2/28/2023		<0.0025

Prediction Limit

Constituent: Cobalt, Total (mg/L) Analysis Run 5/17/2023 1:07 PM View: Appendix I - IntraWell
Plant Scherer Client: Southern Company Data: Scherer Cell 1-CCR

	GWA-17	GWA-17
5/8/2010	<0.0025	
6/16/2010	<0.0025	
7/26/2010	<0.0025	
9/7/2010	<0.0025	
4/29/2011	<0.0025	
10/28/2011	<0.0025	
5/2/2012	<0.0025	
11/9/2012	<0.0025	
5/8/2013	<0.0025	
11/6/2013	<0.0025	
5/20/2014	<0.0025	
11/8/2014	<0.0025	
5/22/2015	<0.0025	
11/9/2015	<0.0025	
4/6/2016	<0.0025	
6/15/2016	8.4E-05 (J)	
8/10/2016	<0.0025	
10/5/2016	<0.0025	
11/29/2016	<0.0025	
2/7/2017	<0.0025	
4/4/2017	<0.0025	
6/20/2017	<0.0025	
10/5/2017	<0.0025	
3/20/2018	<0.0025	
10/2/2018	<0.0025	
3/26/2019	<0.0025	
9/10/2019	0.00052 (J)	
3/18/2020	<0.0025	
9/9/2020	0.00019 (J)	
4/1/2021	<0.0025	
8/11/2021	<0.0025	
2/15/2022	<0.0025	
8/24/2022	<0.0025	
2/28/2023		<0.0025

Prediction Limit

Constituent: Cobalt, Total (mg/L) Analysis Run 5/17/2023 1:07 PM View: Appendix I - IntraWell
Plant Scherer Client: Southern Company Data: Scherer Cell 1-CCR

	GWC-1	GWC-1
5/11/2010	<0.0025	
6/17/2010	<0.0025	
7/27/2010	<0.0025	
9/9/2010	<0.0025	
4/28/2011	<0.0025	
10/29/2011	<0.0025	
5/3/2012	<0.0025	
11/9/2012	<0.0025	
5/9/2013	<0.0025	
11/5/2013	<0.0025	
5/23/2014	<0.0025	
11/13/2014	<0.0025	
5/23/2015	<0.0025	
11/11/2015	<0.0025	
4/12/2016	<0.0025	
6/16/2016	<0.0025	
8/11/2016	<0.0025	
10/4/2016	<0.0025	
11/30/2016	<0.0025	
2/7/2017	<0.0025	
4/5/2017	<0.0025	
6/20/2017	<0.0025	
10/4/2017	<0.0025	
3/20/2018	<0.0025	
10/2/2018	<0.0025	
3/26/2019	<0.0025	
9/10/2019	<0.0025	
3/18/2020	0.00017 (J)	
9/9/2020	<0.0025	
4/1/2021	<0.0025	
8/18/2021	0.00025 (J)	
2/15/2022	<0.0025	
8/24/2022	<0.0025	
2/27/2023		<0.0025

Prediction Limit

Constituent: Cobalt, Total (mg/L) Analysis Run 5/17/2023 1:07 PM View: Appendix I - IntraWell
Plant Scherer Client: Southern Company Data: Scherer Cell 1-CCR

	GWC-11	GWC-11
5/10/2010	<0.0025	
6/16/2010	<0.0025	
7/27/2010	<0.0025	
9/8/2010	<0.0025	
4/29/2011	<0.0025	
10/27/2011	<0.0025	
5/4/2012	<0.0025	
11/10/2012	<0.0025	
5/9/2013	<0.0025	
11/6/2013	<0.0025	
5/20/2014	<0.0025	
11/12/2014	<0.0025	
5/24/2015	<0.0025	
11/12/2015	<0.0025	
4/13/2016	<0.0025 (D)	
6/21/2016	<0.0025	
8/15/2016	<0.0025	
10/5/2016	<0.0025	
12/1/2016	<0.0025	
2/8/2017	<0.0025	
4/6/2017	<0.0025	
6/20/2017	<0.0025	
10/5/2017	<0.0025	
3/21/2018	<0.0025	
10/2/2018	<0.0025	
3/27/2019	<0.0025	
9/11/2019	<0.0025	
3/18/2020	<0.0025	
9/10/2020	0.00033 (J)	
4/1/2021	<0.0025	
8/11/2021	<0.0025	
2/16/2022	<0.0025	
8/25/2022	<0.0025	
2/27/2023		<0.0025

Prediction Limit

Constituent: Cobalt, Total (mg/L) Analysis Run 5/17/2023 1:07 PM View: Appendix I - IntraWell
Plant Scherer Client: Southern Company Data: Scherer Cell 1-CCR

	GWC-12	GWC-12
5/9/2010	<0.0025	
6/18/2010	<0.0025	
7/27/2010	<0.0025	
9/8/2010	<0.0025	
4/29/2011	<0.0025	
10/28/2011	<0.0025	
5/3/2012	<0.0025	
11/10/2012	<0.0025	
5/9/2013	<0.0025	
11/6/2013	<0.0025	
5/20/2014	<0.0025	
11/12/2014	<0.0025	
5/23/2015	<0.0025	
11/12/2015	<0.0025	
4/13/2016	<0.0025 (D)	
6/21/2016	0.0004 (J)	
8/15/2016	0.00042 (J)	
10/5/2016	0.00049 (J)	
12/1/2016	<0.0025	
2/8/2017	<0.0025	
4/5/2017	<0.0025	
6/20/2017	0.0004 (J)	
10/5/2017	0.00041 (J)	
3/21/2018	<0.0025	
10/2/2018	<0.0025	
3/26/2019	<0.0025	
9/11/2019	0.00042 (J)	
3/18/2020	0.00013 (J)	
9/10/2020	0.00057 (J)	
4/1/2021	0.00028 (J)	
8/11/2021	0.00033 (J)	
2/16/2022	0.00033 (J)	
8/26/2022	0.00033 (J)	
2/27/2023		<0.0025

Prediction Limit

Constituent: Cobalt, Total (mg/L) Analysis Run 5/17/2023 1:07 PM View: Appendix I - Intrawell
Plant Scherer Client: Southern Company Data: Scherer Cell 1-CCR

	GWC-18	GWC-18
5/10/2010	<0.0025	
6/16/2010	<0.0025	
7/26/2010	<0.0025	
9/7/2010	<0.0025	
4/29/2011	<0.0025	
10/28/2011	<0.0025	
5/2/2012	<0.0025	
11/9/2012	<0.0025	
5/8/2013	<0.0025	
11/6/2013	<0.0025	
5/23/2014	<0.0025	
11/8/2014	<0.0025	
5/22/2015	0.0032 (O)	
11/10/2015	<0.0025	
4/11/2016	<0.0025	
6/16/2016	<0.0025	
8/11/2016	<0.0025	
10/5/2016	<0.0025	
11/29/2016	<0.0025	
2/8/2017	<0.0025	
4/6/2017	<0.0025	
6/21/2017	<0.0025	
10/5/2017	<0.0025	
3/20/2018	<0.0025	
10/2/2018	<0.0025	
3/26/2019	<0.0025	
9/11/2019	0.00023 (J)	
3/18/2020	0.00018 (J)	
9/9/2020	0.00014 (J)	
4/1/2021	<0.0025	
8/11/2021	0.00021 (J)	
2/16/2022	<0.0025	
8/25/2022	<0.0025	
2/28/2023		<0.0025

Prediction Limit

Constituent: Cobalt, Total (mg/L) Analysis Run 5/17/2023 1:07 PM View: Appendix I - Intrawell
Plant Scherer Client: Southern Company Data: Scherer Cell 1-CCR

	GWC-19	GWC-19
5/11/2010	<0.0025	
6/16/2010	<0.0025	
7/27/2010	<0.0025	
9/7/2010	<0.0025	
4/29/2011	<0.0025	
10/28/2011	<0.0025	
5/2/2012	<0.0025	
11/9/2012	<0.0025	
5/9/2013	<0.0025	
11/6/2013	<0.0025	
5/22/2014	<0.0025	
11/8/2014	<0.0025	
5/23/2015	<0.0025	
11/10/2015	<0.0025	
4/11/2016	<0.0025	
6/16/2016	<0.0025	
8/11/2016	<0.0025	
10/5/2016	<0.0025	
11/29/2016	<0.0025	
2/8/2017	<0.0025	
4/5/2017	<0.0025	
6/21/2017	<0.0025	
10/5/2017	<0.0025	
3/20/2018	<0.0025	
10/2/2018	<0.0025	
3/26/2019	<0.0025	
9/12/2019	0.00021 (J)	
3/19/2020	0.00014 (J)	
9/9/2020	<0.0025	
4/5/2021	<0.0025	
8/11/2021	<0.0025	
2/16/2022	<0.0025	
8/25/2022	<0.0025	
2/28/2023		<0.0025

Prediction Limit

Constituent: Cobalt, Total (mg/L) Analysis Run 5/17/2023 1:07 PM View: Appendix I - IntraWell
Plant Scherer Client: Southern Company Data: Scherer Cell 1-CCR

	GWC-2	GWC-2
5/11/2010	<0.0025	
6/19/2010	<0.0025	
7/27/2010	<0.0025	
9/9/2010	<0.0025	
4/28/2011	<0.0025	
10/28/2011	<0.0025	
5/3/2012	<0.0025	
11/9/2012	<0.0025	
5/9/2013	<0.0025	
11/5/2013	<0.0025	
5/22/2014	<0.0025	
11/13/2014	<0.0025	
5/24/2015	<0.0025	
11/11/2015	<0.0025	
4/12/2016	<0.0025	
6/16/2016	<0.0025	
8/11/2016	<0.0025	
10/4/2016	<0.0025	
11/30/2016	<0.0025	
2/7/2017	<0.0025	
4/6/2017	<0.0025	
6/20/2017	<0.0025	
10/4/2017	<0.0025	
3/20/2018	<0.0025	
10/2/2018	<0.0025	
3/26/2019	<0.0025	
9/10/2019	0.00015 (J)	
3/18/2020	<0.0025	
9/9/2020	<0.0025	
4/1/2021	<0.0025	
8/12/2021	0.0002 (J)	
2/15/2022	<0.0025	
8/26/2022	<0.0025	
2/27/2023		<0.0025

Prediction Limit

Constituent: Cobalt, Total (mg/L) Analysis Run 5/17/2023 1:07 PM View: Appendix I - IntraWell
Plant Scherer Client: Southern Company Data: Scherer Cell 1-CCR

	GWC-20	GWC-20
5/11/2010	<0.0025	
6/17/2010	<0.0025	
7/27/2010	<0.0025	
9/7/2010	<0.0025	
4/29/2011	<0.0025	
10/28/2011	<0.0025	
5/3/2012	<0.0025	
11/10/2012	<0.0025	
5/9/2013	<0.0025	
11/6/2013	<0.0025	
5/22/2014	<0.0025	
11/9/2014	<0.0025	
5/24/2015	<0.0025	
11/10/2015	<0.0025	
4/12/2016	<0.0025	
6/16/2016	0.00012 (J)	
8/11/2016	<0.0025	
10/5/2016	<0.0025	
11/30/2016	<0.0025	
2/8/2017	<0.0025	
4/6/2017	0.0005 (J)	
6/21/2017	<0.0025	
10/5/2017	<0.0025	
3/21/2018	<0.0025	
10/3/2018	<0.0025	
3/26/2019	<0.0025	
9/12/2019	0.00021 (J)	
3/19/2020	0.00026 (J)	
9/10/2020	0.00018 (J)	
4/5/2021	<0.0025	
8/11/2021	<0.0025	
2/16/2022	<0.0025	
8/25/2022	<0.0025	
2/28/2023		<0.0025

Prediction Limit

Constituent: Cobalt, Total (mg/L) Analysis Run 5/17/2023 1:07 PM View: Appendix I - Intrawell
Plant Scherer Client: Southern Company Data: Scherer Cell 1-CCR

	GWC-3	GWC-3
5/11/2010	<0.0025	
6/17/2010	<0.0025	
7/28/2010	0.0034 (O)	
9/7/2010	<0.0025	
4/29/2011	0.0037 (O)	
10/28/2011	<0.0025	
5/3/2012	<0.0025	
11/9/2012	<0.0025	
5/10/2013	<0.0025	
11/6/2013	<0.0025	
5/22/2014	<0.0025	
11/9/2014	<0.0025	
5/22/2015	<0.0025	
11/10/2015	<0.0025	
4/12/2016	<0.0025 (D)	
6/20/2016	0.0001 (J)	
8/12/2016	0.00042 (J)	
10/5/2016	<0.0025	
11/30/2016	<0.0025	
2/8/2017	<0.0025	
4/6/2017	<0.0025	
6/21/2017	0.00042 (J)	
10/5/2017	<0.0025	
3/21/2018	<0.0025	
10/3/2018	<0.0025	
3/26/2019	<0.0025	
9/10/2019	0.00028 (J)	
3/18/2020	0.00014 (J)	
9/10/2020	0.00023 (J)	
4/6/2021	0.00031 (J)	
8/12/2021	0.00067 (J)	
2/15/2022	<0.0025	
8/25/2022	0.00046 (J)	
2/28/2023		<0.0025

Prediction Limit

Constituent: Cobalt, Total (mg/L) Analysis Run 5/17/2023 1:07 PM View: Appendix I - Intrawell
Plant Scherer Client: Southern Company Data: Scherer Cell 1-CCR

	GWC-4	GWC-4
5/11/2010	<0.0025	
6/17/2010	<0.0025	
7/28/2010	<0.0025	
9/8/2010	<0.0025	
4/28/2011	<0.0025	
10/29/2011	<0.0025	
5/3/2012	<0.0025	
11/10/2012	<0.0025	
5/10/2013	<0.0025	
11/6/2013	<0.0025	
5/22/2014	<0.0025	
11/9/2014	<0.0025	
5/22/2015	<0.0025	
11/11/2015	<0.0025	
4/12/2016	<0.0025	
6/20/2016	0.00016 (J)	
8/12/2016	<0.0025	
10/6/2016	0.00068 (J)	
11/30/2016	<0.0025	
2/8/2017	<0.0025	
4/6/2017	<0.0025	
6/22/2017	<0.0025	
10/6/2017	<0.0025	
3/21/2018	<0.0025	
10/3/2018	<0.0025	
3/26/2019	0.00096 (J)	
9/10/2019	<0.0025	
3/19/2020	0.00021 (J)	
9/10/2020	0.00032 (J)	
4/2/2021	0.00026 (J)	
8/12/2021	<0.0025	
2/15/2022	<0.0025	
8/25/2022	<0.0025	
2/27/2023		<0.0025

Prediction Limit

Constituent: Cobalt, Total (mg/L) Analysis Run 5/17/2023 1:07 PM View: Appendix I - Intrawell
Plant Scherer Client: Southern Company Data: Scherer Cell 1-CCR

	GWC-5	GWC-5
5/11/2010	<0.0025	
6/18/2010	<0.0025	
7/27/2010	<0.0025	
9/9/2010	<0.0025	
4/29/2011	<0.0025	
10/28/2011	<0.0025	
5/4/2012	<0.0025	
11/10/2012	<0.0025	
5/9/2013	<0.0025	
11/6/2013	<0.0025	
5/22/2014	<0.0025	
11/9/2014	<0.0025	
5/24/2015	<0.0025	
11/11/2015	<0.0025	
4/19/2016	<0.0025	
6/22/2016	<0.0025	
8/16/2016	<0.0025	
10/6/2016	<0.0025	
12/1/2016	<0.0025	
2/9/2017	<0.0025	
4/6/2017	<0.0025	
6/21/2017	<0.0025	
10/5/2017	<0.0025	
3/22/2018	<0.0025	
10/3/2018	<0.0025	
3/27/2019	<0.0025	
9/11/2019	9.9E-05 (J)	
3/18/2020	<0.0025	
9/9/2020	<0.0025	
4/1/2021	<0.0025	
8/12/2021	<0.0025	
2/15/2022	<0.0025	
8/25/2022	<0.0025	
2/28/2023		<0.0025

Prediction Limit

Constituent: Cobalt, Total (mg/L) Analysis Run 5/17/2023 1:07 PM View: Appendix I - IntraWell
Plant Scherer Client: Southern Company Data: Scherer Cell 1-CCR

	GWC-6	GWC-6
5/11/2010	<0.0025	
6/18/2010	<0.0025	
7/27/2010	<0.0025	
9/9/2010	<0.0025	
4/30/2011	<0.0025	
10/29/2011	<0.0025	
5/4/2012	<0.0025	
11/10/2012	<0.0025	
5/9/2013	<0.0025	
11/7/2013	<0.0025	
5/21/2014	<0.0025	
11/9/2014	<0.0025	
5/24/2015	<0.0025	
11/11/2015	<0.0025	
4/12/2016	<0.0025	
6/20/2016	3E-05 (J)	
8/12/2016	<0.0025	
10/6/2016	<0.0025	
11/30/2016	<0.0025	
2/9/2017	<0.0025	
4/6/2017	<0.0025	
6/21/2017	<0.0025	
10/6/2017	<0.0025	
3/21/2018	<0.0025	
10/3/2018	<0.0025	
3/26/2019	<0.0025	
9/11/2019	8.7E-05 (J)	
3/18/2020	<0.0025	
9/10/2020	<0.0025	
4/5/2021	0.00015 (J)	
8/11/2021	<0.0025	
2/15/2022	<0.0025	
8/25/2022	<0.0025	
2/27/2023		<0.0025

Prediction Limit

Constituent: Cobalt, Total (mg/L) Analysis Run 5/17/2023 1:07 PM View: Appendix I - IntraWell
Plant Scherer Client: Southern Company Data: Scherer Cell 1-CCR

	GWC-7	GWC-7
5/10/2010	<0.0025	
6/18/2010	<0.0025	
7/28/2010	<0.0025	
9/9/2010	<0.0025	
4/30/2011	<0.0025	
10/29/2011	<0.0025	
5/4/2012	<0.0025	
11/10/2012	<0.0025	
5/9/2013	<0.0025	
11/7/2013	<0.0025	
5/21/2014	<0.0025	
11/12/2014	<0.0025	
5/24/2015	<0.0025	
11/11/2015	<0.0025	
4/13/2016	<0.0025 (D)	
6/20/2016	8.6E-05 (J)	
8/15/2016	<0.0025	
10/6/2016	<0.0025	
12/1/2016	<0.0025	
2/9/2017	<0.0025	
4/7/2017	<0.0025	
6/22/2017	<0.0025	
10/6/2017	<0.0025	
3/22/2018	<0.0025	
10/4/2018	<0.0025	
3/27/2019	<0.0025	
9/11/2019	0.00016 (J)	
3/19/2020	0.00013 (J)	
9/10/2020	0.00038 (J)	
4/1/2021	0.00015 (J)	
8/11/2021	<0.0025	
2/15/2022	<0.0025	
8/25/2022	<0.0025	
2/27/2023		<0.0025

Prediction Limit

Constituent: Cobalt, Total (mg/L) Analysis Run 5/17/2023 1:07 PM View: Appendix I - Intrawell
Plant Scherer Client: Southern Company Data: Scherer Cell 1-CCR

	GWC-8A	GWC-8A
5/10/2010	<0.0025	
6/19/2010	<0.0025	
7/28/2010	<0.0025	
9/8/2010	<0.0025	
4/30/2011	0.0063 (O)	
10/27/2011	<0.0025	
5/4/2012	<0.0025	
11/11/2012	<0.0025	
5/10/2013	0.0068 (O)	
11/7/2013	<0.0025	
5/21/2014	<0.0025	
11/13/2014	0.0046	
5/23/2015	<0.0025	
11/11/2015	<0.0025	
4/19/2016	<0.0025	
10/10/2016	<0.0025	
12/1/2016	0.00068 (J)	
2/9/2017	0.0009 (J)	
4/7/2017	0.0011 (J)	
6/21/2017	0.00064 (J)	
8/15/2017	0.001 (J)	
9/1/2017	0.00089 (J)	
10/9/2017	0.00085 (J)	
3/22/2018	<0.0004 (o)	
10/4/2018	0.00048 (J)	
3/27/2019	0.0012 (J)	
9/11/2019	0.00085 (J)	
3/18/2020	0.0027	
9/9/2020	0.0043	
4/5/2021	0.0026	
8/12/2021	0.0019 (J)	
2/15/2022	0.0037	
8/25/2022	0.0021 (J)	
2/27/2023		0.004

Prediction Limit

Constituent: Cobalt, Total (mg/L) Analysis Run 5/17/2023 1:07 PM View: Appendix I - IntraWell
Plant Scherer Client: Southern Company Data: Scherer Cell 1-CCR

	GWC-9	GWC-9
5/10/2010	<0.0025	
6/16/2010	<0.0025	
7/27/2010	<0.0025	
9/8/2010	<0.0025	
4/29/2011	<0.0025	
10/27/2011	<0.0025	
5/3/2012	<0.0025	
11/11/2012	<0.0025	
5/9/2013	<0.0025	
11/6/2013	<0.0025	
5/21/2014	<0.0025	
11/12/2014	<0.0025	
5/23/2015	<0.0025	
11/12/2015	<0.0025	
4/13/2016	<0.0025 (D)	
6/22/2016	<0.0025	
8/15/2016	<0.0025	
10/6/2016	<0.0025	
12/1/2016	<0.0025	
2/8/2017	<0.0025	
4/6/2017	<0.0025	
6/21/2017	<0.0025	
10/5/2017	<0.0025	
3/21/2018	<0.0025	
10/2/2018	<0.0025	
3/27/2019	<0.0025	
9/11/2019	0.00016 (J)	
3/18/2020	<0.0025	
9/9/2020	0.00023 (J)	
4/1/2021	0.00015 (J)	
8/12/2021	0.00013 (J)	
2/15/2022	<0.0025	
8/25/2022	0.00053 (J)	
2/27/2023		<0.0025

Prediction Limit

Constituent: Copper (mg/L) Analysis Run 5/17/2023 1:07 PM View: Appendix I - Intrawell
Plant Scherer Client: Southern Company Data: Scherer Cell 1-CCR

	GWA-16	GWA-16
5/9/2010	<0.002	
6/16/2010	<0.002	
7/27/2010	<0.002	
9/7/2010	<0.002	
4/29/2011	<0.002	
10/28/2011	<0.002	
5/2/2012	<0.002	
11/9/2012	<0.002	
5/8/2013	<0.002	
11/6/2013	<0.002	
5/20/2014	<0.002	
11/8/2014	<0.002	
5/22/2015	<0.002	
11/9/2015	<0.002	
4/6/2016	<0.002	
10/4/2016	<0.002	
4/4/2017	<0.002	
10/5/2017	<0.002	
3/20/2018	<0.002	
10/2/2018	<0.002	
3/26/2019	<0.002	
9/10/2019	0.00095 (J)	
3/18/2020	<0.002	
9/9/2020	<0.002	
4/1/2021	0.00074 (J)	
8/11/2021	<0.002	
2/15/2022	<0.002	
8/25/2022	<0.002	
2/28/2023		<0.002

Prediction Limit

Constituent: Copper (mg/L) Analysis Run 5/17/2023 1:07 PM View: Appendix I - Intrawell
Plant Scherer Client: Southern Company Data: Scherer Cell 1-CCR

	GWA-17	GWA-17
5/8/2010	<0.002	
6/16/2010	<0.002	
7/26/2010	<0.002	
9/7/2010	<0.002	
4/29/2011	<0.002	
10/28/2011	<0.002	
5/2/2012	<0.002	
11/9/2012	<0.002	
5/8/2013	<0.002	
11/6/2013	<0.002	
5/20/2014	<0.002	
11/8/2014	<0.002	
5/22/2015	<0.002	
11/9/2015	<0.002	
4/6/2016	<0.002	
10/5/2016	<0.002	
4/4/2017	<0.002	
10/5/2017	<0.002	
3/20/2018	<0.002	
10/2/2018	<0.002	
3/26/2019	<0.002	
9/10/2019	0.0012 (J)	
3/18/2020	<0.002	
9/9/2020	<0.002	
4/1/2021	<0.002	
8/11/2021	<0.002	
2/15/2022	<0.002	
8/24/2022	<0.002	
2/28/2023		<0.002

Prediction Limit

Constituent: Copper (mg/L) Analysis Run 5/17/2023 1:07 PM View: Appendix I - Intrawell
Plant Scherer Client: Southern Company Data: Scherer Cell 1-CCR

	GWC-1	GWC-1
5/11/2010	<0.002	
6/17/2010	<0.002	
7/27/2010	<0.002	
9/9/2010	<0.002	
4/28/2011	<0.002	
10/29/2011	<0.002	
5/3/2012	<0.002	
11/9/2012	<0.002	
5/9/2013	<0.002	
11/5/2013	<0.002	
5/23/2014	<0.002	
11/13/2014	<0.002	
5/23/2015	<0.002	
11/11/2015	<0.002	
4/12/2016	<0.002	
10/4/2016	<0.002	
4/5/2017	<0.002	
10/4/2017	<0.002	
3/20/2018	<0.002	
10/2/2018	<0.002	
3/26/2019	<0.002	
9/10/2019	<0.002	
3/18/2020	<0.002	
9/9/2020	<0.002	
4/1/2021	<0.002	
8/18/2021	0.0011 (J)	
2/15/2022	0.0013 (J)	
8/24/2022	<0.002	
2/27/2023		<0.002

Prediction Limit

Constituent: Copper (mg/L) Analysis Run 5/17/2023 1:07 PM View: Appendix I - Intrawell
Plant Scherer Client: Southern Company Data: Scherer Cell 1-CCR

	GWC-11	GWC-11
5/10/2010	<0.002	
6/16/2010	<0.002	
7/27/2010	<0.002	
9/8/2010	<0.002	
4/29/2011	<0.002	
10/27/2011	<0.002	
5/4/2012	<0.002	
11/10/2012	<0.002	
5/9/2013	<0.002	
11/6/2013	<0.002	
5/20/2014	<0.002	
11/12/2014	<0.002	
5/24/2015	<0.002	
11/12/2015	<0.002	
4/13/2016	<0.002 (D)	
10/5/2016	<0.002	
4/6/2017	<0.002	
10/5/2017	0.0021 (J)	
3/21/2018	<0.002	
10/2/2018	<0.002	
3/27/2019	<0.002	
9/11/2019	<0.002	
3/18/2020	<0.002	
9/10/2020	0.0007 (J)	
4/1/2021	<0.002	
8/11/2021	<0.002	
2/16/2022	<0.002	
8/25/2022	<0.002	
2/27/2023		<0.002

Prediction Limit

Constituent: Copper (mg/L) Analysis Run 5/17/2023 1:07 PM View: Appendix I - Intrawell
Plant Scherer Client: Southern Company Data: Scherer Cell 1-CCR

	GWC-13	GWC-13
5/9/2010	<0.002	
6/18/2010	<0.002	
7/29/2010	<0.002	
9/9/2010	<0.002	
4/26/2011	<0.002	
10/28/2011	<0.002	
5/4/2012	0.0024 (J)	
11/11/2012	<0.002	
5/8/2013	<0.002	
11/7/2013	<0.002	
5/20/2014	<0.002	
11/12/2014	<0.002	
5/24/2015	<0.002	
11/12/2015	<0.002	
4/13/2016	<0.002 (D)	
10/7/2016	<0.002	
4/6/2017	<0.002	
10/6/2017	<0.002	
3/22/2018	<0.002	
10/3/2018	<0.002	
3/26/2019	<0.002	
9/11/2019	<0.002	
3/18/2020	<0.002	
9/10/2020	<0.002	
4/6/2021	<0.002	
8/11/2021	<0.002	
2/16/2022	<0.002	
8/26/2022	<0.002	
2/27/2023		<0.002

Prediction Limit

Constituent: Copper (mg/L) Analysis Run 5/17/2023 1:07 PM View: Appendix I - Intrawell
Plant Scherer Client: Southern Company Data: Scherer Cell 1-CCR

	GWC-14	GWC-14
5/9/2010	<0.002	
6/18/2010	<0.002	
7/28/2010	<0.002	
9/9/2010	<0.002	
4/30/2011	<0.002	
10/28/2011	<0.002	
5/3/2012	0.0021 (J)	
11/10/2012	<0.002	
5/8/2013	<0.002	
11/5/2013	<0.002	
5/20/2014	<0.002	
11/12/2014	<0.002	
5/24/2015	<0.002	
11/11/2015	<0.002	
4/13/2016	<0.002 (D)	
10/4/2016	<0.002	
4/6/2017	<0.002	
10/5/2017	<0.002	
3/20/2018	<0.002	
10/2/2018	<0.002	
3/26/2019	<0.002	
9/11/2019	<0.002	
3/18/2020	<0.002	
9/9/2020	<0.002	
4/1/2021	<0.002	
8/11/2021	<0.002	
2/16/2022	<0.002	
8/26/2022	<0.002	
2/27/2023		<0.002

Prediction Limit

Constituent: Copper (mg/L) Analysis Run 5/17/2023 1:07 PM View: Appendix I - Intrawell
Plant Scherer Client: Southern Company Data: Scherer Cell 1-CCR

	GWC-18	GWC-18
5/10/2010	<0.002	
6/16/2010	0.0025 (J)	
7/26/2010	0.0023 (J)	
9/7/2010	<0.002	
4/29/2011	<0.002	
10/28/2011	<0.002	
5/2/2012	<0.002	
11/9/2012	<0.002	
5/8/2013	<0.002	
11/6/2013	<0.002	
5/23/2014	<0.002	
11/8/2014	<0.002	
5/22/2015	<0.002	
11/10/2015	<0.002	
4/11/2016	<0.002	
10/5/2016	<0.002	
4/6/2017	<0.002	
10/5/2017	<0.002	
3/20/2018	<0.002	
10/2/2018	<0.002	
3/26/2019	<0.002	
9/11/2019	0.00084 (J)	
3/18/2020	<0.002	
9/9/2020	0.00084 (J)	
4/1/2021	<0.002	
8/11/2021	<0.002	
2/16/2022	<0.002	
8/25/2022	<0.002	
2/28/2023		0.0011 (J)

Prediction Limit

Constituent: Copper (mg/L) Analysis Run 5/17/2023 1:07 PM View: Appendix I - Intrawell
Plant Scherer Client: Southern Company Data: Scherer Cell 1-CCR

	GWC-2	GWC-2
5/11/2010	<0.002	
6/19/2010	<0.002	
7/27/2010	<0.002	
9/9/2010	<0.002	
4/28/2011	<0.002	
10/28/2011	<0.002	
5/3/2012	<0.002	
11/9/2012	<0.002	
5/9/2013	<0.002	
11/5/2013	<0.002	
5/22/2014	<0.002	
11/13/2014	<0.002	
5/24/2015	<0.002	
11/11/2015	<0.002	
4/12/2016	<0.002	
10/4/2016	<0.002	
4/6/2017	<0.002	
10/4/2017	<0.002	
3/20/2018	<0.002	
10/2/2018	<0.002	
3/26/2019	<0.002	
9/10/2019	<0.002	
3/18/2020	<0.002	
9/9/2020	<0.002	
4/1/2021	0.00069 (J)	
8/12/2021	0.00078 (J)	
2/15/2022	0.0013 (J)	
8/26/2022	<0.002	
2/27/2023		<0.002

Prediction Limit

Constituent: Copper (mg/L) Analysis Run 5/17/2023 1:07 PM View: Appendix I - Intrawell
Plant Scherer Client: Southern Company Data: Scherer Cell 1-CCR

	GWC-20	GWC-20
5/11/2010	<0.002	
6/17/2010	<0.002	
7/27/2010	0.0021 (J)	
9/7/2010	<0.002	
4/29/2011	<0.002	
10/28/2011	<0.002	
5/3/2012	<0.002	
11/10/2012	<0.002	
5/9/2013	<0.002	
11/6/2013	<0.002	
5/22/2014	<0.002	
11/9/2014	<0.002	
5/24/2015	<0.002	
11/10/2015	<0.002	
4/12/2016	<0.002	
10/5/2016	<0.002	
4/6/2017	<0.002	
10/5/2017	<0.002	
3/21/2018	<0.002	
10/3/2018	<0.002	
3/26/2019	<0.002	
3/19/2020	<0.002	
9/10/2020	<0.002	
4/5/2021	<0.002	
8/11/2021	<0.002	
2/16/2022	<0.002	
8/25/2022	<0.002	
2/28/2023		<0.002

Prediction Limit

Constituent: Copper (mg/L) Analysis Run 5/17/2023 1:07 PM View: Appendix I - Intrawell
Plant Scherer Client: Southern Company Data: Scherer Cell 1-CCR

	GWC-3	GWC-3
5/11/2010	0.003 (J)	
6/17/2010	<0.002	
7/28/2010	0.012 (O)	
9/7/2010	0.0026 (J)	
4/29/2011	<0.002	
10/28/2011	<0.002	
5/3/2012	<0.002	
11/9/2012	<0.002	
5/10/2013	0.0042 (J)	
11/6/2013	<0.002	
5/22/2014	<0.002	
11/9/2014	<0.002	
5/22/2015	<0.002	
11/10/2015	<0.002	
4/12/2016	<0.002 (D)	
10/5/2016	<0.002	
4/6/2017	<0.002	
10/5/2017	<0.002	
3/21/2018	<0.002	
10/3/2018	<0.002	
3/26/2019	<0.002	
9/10/2019	0.0011 (J)	
3/18/2020	<0.002	
9/10/2020	0.00072 (J)	
4/6/2021	0.00088 (J)	
8/12/2021	0.0019 (J)	
2/15/2022	0.0013 (J)	
8/25/2022	0.0013 (J)	
2/28/2023		<0.002

Prediction Limit

Constituent: Copper (mg/L) Analysis Run 5/17/2023 1:07 PM View: Appendix I - Intrawell
Plant Scherer Client: Southern Company Data: Scherer Cell 1-CCR

	GWC-4	GWC-4
5/11/2010	<0.002	
6/17/2010	0.0022 (J)	
7/28/2010	0.0033 (J)	
9/8/2010	<0.002	
4/28/2011	0.0037 (J)	
10/29/2011	<0.002	
5/3/2012	0.0031 (J)	
11/10/2012	0.0021 (J)	
5/10/2013	0.0025 (J)	
11/6/2013	0.0032 (J)	
5/22/2014	<0.002	
11/9/2014	<0.002	
5/22/2015	<0.002	
11/11/2015	0.002 (J)	
4/12/2016	<0.002	
10/6/2016	0.0022 (J)	
4/6/2017	<0.002	
10/6/2017	<0.002	
3/21/2018	<0.002	
10/3/2018	<0.002	
3/26/2019	0.0039	
9/10/2019	0.0017 (J)	
3/19/2020	<0.002	
9/10/2020	0.0011 (J)	
4/2/2021	0.0012 (J)	
8/12/2021	<0.002	
2/15/2022	0.0011 (J)	
8/25/2022	<0.002	
2/27/2023		<0.002

Prediction Limit

Constituent: Copper (mg/L) Analysis Run 5/17/2023 1:07 PM View: Appendix I - Intrawell
Plant Scherer Client: Southern Company Data: Scherer Cell 1-CCR

	GWC-6	GWC-6
5/11/2010	<0.002	
6/18/2010	0.0026 (J)	
7/27/2010	0.0029 (J)	
9/9/2010	<0.002	
4/30/2011	<0.002	
10/29/2011	<0.002	
5/4/2012	0.0037 (J)	
11/10/2012	<0.002	
5/9/2013	<0.002	
11/7/2013	<0.002	
5/21/2014	<0.002	
11/9/2014	<0.002	
5/24/2015	<0.002	
11/11/2015	<0.002	
4/12/2016	<0.002	
10/6/2016	<0.002	
4/6/2017	<0.002	
10/6/2017	<0.002	
3/21/2018	<0.002	
10/3/2018	<0.002	
3/26/2019	<0.002	
9/11/2019	0.00066 (J)	
3/18/2020	<0.002	
9/10/2020	<0.002	
4/5/2021	<0.002	
8/11/2021	<0.002	
2/15/2022	<0.002	
8/25/2022	<0.002	
2/27/2023		<0.002

Prediction Limit

Constituent: Copper (mg/L) Analysis Run 5/17/2023 1:07 PM View: Appendix I - Intrawell
Plant Scherer Client: Southern Company Data: Scherer Cell 1-CCR

	GWC-7	GWC-7
5/10/2010	<0.002	
6/18/2010	0.008 (O)	
7/28/2010	0.0021 (J)	
9/9/2010	<0.002	
4/30/2011	<0.002	
10/29/2011	<0.002	
5/4/2012	<0.002	
11/10/2012	<0.002	
5/9/2013	<0.002	
11/7/2013	0.0022 (J)	
5/21/2014	<0.002	
11/12/2014	<0.002	
5/24/2015	0.0022 (J)	
11/11/2015	<0.002	
4/13/2016	<0.002 (D)	
10/6/2016	<0.002	
4/7/2017	<0.002	
10/6/2017	0.0026	
3/22/2018	<0.002	
10/4/2018	<0.002	
3/27/2019	<0.002	
9/11/2019	0.00086 (J)	
3/19/2020	<0.002	
9/10/2020	0.0024	
4/1/2021	0.00094 (J)	
8/11/2021	<0.002	
2/15/2022	<0.002	
8/25/2022	<0.002	
2/27/2023		<0.002

Prediction Limit

Constituent: Copper (mg/L) Analysis Run 5/17/2023 1:07 PM View: Appendix I - Intrawell
Plant Scherer Client: Southern Company Data: Scherer Cell 1-CCR

	GWC-8A	GWC-8A
5/10/2010	0.0036 (J)	
6/19/2010	0.004 (J)	
7/28/2010	0.013	
9/8/2010	0.068	
4/30/2011	0.098	
10/27/2011	0.02	
5/4/2012	0.024	
11/11/2012	0.032	
5/10/2013	0.18 (o)	
11/7/2013	0.021	
5/21/2014	0.0089 (J)	
11/13/2014	0.1	
5/23/2015	0.048	
11/11/2015	0.059	
4/19/2016	0.0131 (J)	
10/10/2016	0.0046	
4/7/2017	<0.002	
10/9/2017	<0.002	
3/22/2018	<0.002	
10/4/2018	<0.002	
3/27/2019	<0.002	
9/11/2019	<0.002	
3/18/2020	<0.002	
9/9/2020	<0.002	
4/5/2021	<0.002	
8/12/2021	<0.002	
2/15/2022	<0.002	
8/25/2022	<0.002	
2/27/2023		<0.002

Prediction Limit

Constituent: Copper (mg/L) Analysis Run 5/17/2023 1:07 PM View: Appendix I - Intrawell
Plant Scherer Client: Southern Company Data: Scherer Cell 1-CCR

	GWC-9	GWC-9
5/10/2010	<0.002	
6/16/2010	<0.002	
7/27/2010	<0.002	
9/8/2010	<0.002	
4/29/2011	<0.002	
10/27/2011	<0.002	
5/3/2012	0.0023	
11/11/2012	<0.002	
5/9/2013	<0.002	
11/6/2013	<0.002	
5/21/2014	<0.002	
11/12/2014	<0.002	
5/23/2015	<0.002	
11/12/2015	<0.002	
4/13/2016	<0.002 (D)	
10/6/2016	<0.002	
4/6/2017	<0.002	
10/5/2017	<0.002	
3/21/2018	0.0038	
10/2/2018	<0.002	
3/27/2019	<0.002	
9/11/2019	<0.002	
3/18/2020	<0.002	
9/9/2020	<0.002	
4/1/2021	<0.002	
8/12/2021	<0.002	
2/15/2022	<0.002	
8/25/2022	0.0017 (J)	
2/27/2023		0.0013 (J)

Prediction Limit

Constituent: Lead, Total (mg/L) Analysis Run 5/17/2023 1:07 PM View: Appendix I - Intrawell
Plant Scherer Client: Southern Company Data: Scherer Cell 1-CCR

	GWA-16	GWA-16
5/9/2010	0.0021 (J)	
6/16/2010	0.0028 (J)	
7/27/2010	<0.001	
9/7/2010	<0.001	
4/29/2011	0.0032 (J)	
10/28/2011	0.0025 (J)	
5/2/2012	<0.001	
11/9/2012	0.0024 (J)	
5/8/2013	0.0051	
11/6/2013	0.0033 (J)	
5/20/2014	<0.001	
11/8/2014	<0.001	
5/22/2015	0.0036 (J)	
11/9/2015	0.0039 (J)	
4/6/2016	<0.001	
6/15/2016	<0.001	
8/10/2016	<0.001	
10/4/2016	<0.001	
11/29/2016	<0.001	
2/7/2017	<0.001	
4/4/2017	<0.001	
6/20/2017	<0.001	
10/5/2017	<0.001	
3/20/2018	<0.001	
10/2/2018	<0.001	
3/26/2019	<0.001	
9/10/2019	0.00016 (J)	
3/18/2020	<0.001	
9/9/2020	<0.001	
4/1/2021	<0.001	
8/11/2021	<0.001	
2/15/2022	<0.001	
8/25/2022	<0.001	
2/28/2023		<0.001

Prediction Limit

Constituent: Lead, Total (mg/L) Analysis Run 5/17/2023 1:07 PM View: Appendix I - Intrawell
Plant Scherer Client: Southern Company Data: Scherer Cell 1-CCR

	GWA-17	GWA-17
5/8/2010	<0.001	
6/16/2010	0.0021 (J)	
7/26/2010	<0.001	
9/7/2010	<0.001	
4/29/2011	0.0024 (J)	
10/28/2011	0.002 (J)	
5/2/2012	<0.001	
11/9/2012	<0.001	
5/8/2013	0.0034 (J)	
11/6/2013	0.0028 (J)	
5/20/2014	<0.001	
11/8/2014	<0.001	
5/22/2015	0.0032 (J)	
11/9/2015	<0.001	
4/6/2016	<0.001	
6/15/2016	<0.001	
8/10/2016	<0.001	
10/5/2016	<0.001	
11/29/2016	<0.001	
2/7/2017	<0.001	
4/4/2017	<0.001	
6/20/2017	<0.001	
10/5/2017	<0.001	
3/20/2018	<0.001	
10/2/2018	<0.001	
3/26/2019	<0.001	
9/10/2019	0.00022 (J)	
3/18/2020	<0.001	
9/9/2020	<0.001	
4/1/2021	<0.001	
8/11/2021	<0.001	
2/15/2022	<0.001	
8/24/2022	<0.001	
2/28/2023		<0.001

Prediction Limit

Constituent: Lead, Total (mg/L) Analysis Run 5/17/2023 1:07 PM View: Appendix I - Intravel
Plant Scherer Client: Southern Company Data: Scherer Cell 1-CCR

	GWC-1	GWC-1
5/11/2010	<0.001	
6/17/2010	0.0026 (J)	
7/27/2010	<0.001	
9/9/2010	<0.001	
4/28/2011	0.0036 (J)	
10/29/2011	0.0038 (J)	
5/3/2012	<0.001	
11/9/2012	0.0024 (J)	
5/9/2013	0.0085	
11/5/2013	0.0042 (J)	
5/23/2014	<0.001	
11/13/2014	<0.001	
5/23/2015	0.0044 (J)	
11/11/2015	0.0042 (J)	
4/12/2016	<0.001	
6/16/2016	<0.001	
8/11/2016	<0.001	
10/4/2016	<0.001	
11/30/2016	<0.001	
2/7/2017	<0.001	
4/5/2017	<0.001	
6/20/2017	<0.001	
10/4/2017	0.00067 (J)	
3/20/2018	<0.001	
10/2/2018	<0.001	
3/26/2019	<0.001	
9/10/2019	<0.001	
3/18/2020	0.00023 (J)	
9/9/2020	<0.001	
4/1/2021	<0.001	
8/18/2021	<0.001	
2/15/2022	<0.001	
8/24/2022	<0.001	
2/27/2023		<0.001

Prediction Limit

Constituent: Lead, Total (mg/L) Analysis Run 5/17/2023 1:07 PM View: Appendix I - IntraWell
Plant Scherer Client: Southern Company Data: Scherer Cell 1-CCR

	GWC-10	GWC-10
5/10/2010	<0.001	
6/16/2010	0.002 (J)	
7/28/2010	<0.001	
9/8/2010	<0.001	
4/29/2011	0.003 (J)	
10/27/2011	0.0027 (J)	
5/4/2012	<0.001	
11/11/2012	0.0022 (J)	
5/9/2013	0.007	
11/5/2013	0.0048 (J)	
5/21/2014	<0.001	
11/12/2014	0.002 (J)	
5/23/2015	0.0035 (J)	
11/12/2015	0.0032 (J)	
4/13/2016	<0.001 (D)	
6/21/2016	<0.001	
8/15/2016	<0.001	
10/5/2016	<0.001	
12/1/2016	<0.001	
2/8/2017	<0.001	
4/6/2017	<0.001	
6/21/2017	<0.001	
10/5/2017	<0.001	
3/21/2018	<0.001	
10/2/2018	<0.001	
3/27/2019	<0.001	
9/11/2019	<0.001	
3/18/2020	<0.001	
9/9/2020	<0.001	
4/1/2021	<0.001	
10/18/2021	<0.001	
2/15/2022	<0.001	
8/25/2022	<0.001	
2/21/2023		<0.001

Prediction Limit

Constituent: Lead, Total (mg/L) Analysis Run 5/17/2023 1:07 PM View: Appendix I - Intrawell
Plant Scherer Client: Southern Company Data: Scherer Cell 1-CCR

	GWC-11	GWC-11
5/10/2010	<0.001	
6/16/2010	<0.001	
7/27/2010	<0.001	
9/8/2010	<0.001	
4/29/2011	0.0032 (J)	
10/27/2011	0.0027 (J)	
5/4/2012	<0.001	
11/10/2012	0.0025 (J)	
5/9/2013	0.0051	
11/6/2013	0.0037 (J)	
5/20/2014	<0.001	
11/12/2014	<0.001	
5/24/2015	0.0037 (J)	
11/12/2015	0.0038 (J)	
4/13/2016	<0.001 (D)	
6/21/2016	<0.001	
8/15/2016	<0.001	
10/5/2016	<0.001	
12/1/2016	<0.001	
2/8/2017	<0.001	
4/6/2017	<0.001	
6/20/2017	<0.001	
10/5/2017	<0.001	
3/21/2018	<0.001	
10/2/2018	<0.001	
3/27/2019	<0.001	
9/11/2019	<0.001	
3/18/2020	0.0017	
9/10/2020	0.00014 (J)	
4/1/2021	<0.001	
8/11/2021	<0.001	
2/16/2022	<0.001	
8/25/2022	<0.001	
2/27/2023		<0.001

Prediction Limit

Constituent: Lead, Total (mg/L) Analysis Run 5/17/2023 1:07 PM View: Appendix I - Intravel
Plant Scherer Client: Southern Company Data: Scherer Cell 1-CCR

	GWC-13	GWC-13
5/9/2010	<0.001	
6/18/2010	0.0021	
7/29/2010	<0.001	
9/9/2010	<0.001	
4/26/2011	<0.001	
10/28/2011	<0.001	
5/4/2012	<0.001	
11/11/2012	<0.001	
5/8/2013	0.0036	
11/7/2013	<0.001	
5/20/2014	<0.001	
11/12/2014	<0.001	
5/24/2015	<0.001	
11/12/2015	<0.001	
4/13/2016	<0.001 (D)	
6/21/2016	<0.001	
8/15/2016	<0.001	
10/7/2016	<0.001	
12/1/2016	<0.001	
2/9/2017	<0.001	
4/6/2017	<0.001	
6/22/2017	<0.001	
10/6/2017	0.00061 (J)	
3/22/2018	<0.001	
10/3/2018	<0.001	
3/26/2019	<0.001	
9/11/2019	<0.001	
3/18/2020	<0.001	
9/10/2020	<0.001	
4/6/2021	<0.001	
8/11/2021	<0.001	
2/16/2022	<0.001	
8/26/2022	<0.001	
2/27/2023		<0.001

Prediction Limit

Constituent: Lead, Total (mg/L) Analysis Run 5/17/2023 1:07 PM View: Appendix I - IntraWell
Plant Scherer Client: Southern Company Data: Scherer Cell 1-CCR

	GWC-14	GWC-14
5/9/2010	<0.001	
6/18/2010	<0.001	
7/28/2010	<0.001	
9/9/2010	<0.001	
4/30/2011	<0.001	
10/28/2011	<0.001	
5/3/2012	<0.001	
11/10/2012	<0.001	
5/8/2013	0.0024	
11/5/2013	0.0028	
5/20/2014	<0.001	
11/12/2014	<0.001	
5/24/2015	<0.001	
11/11/2015	<0.001	
4/13/2016	<0.001 (D)	
6/21/2016	<0.001	
8/15/2016	<0.001	
10/4/2016	<0.001	
12/1/2016	<0.001	
2/7/2017	<0.001	
4/6/2017	<0.001	
6/20/2017	<0.001	
10/5/2017	<0.001	
3/20/2018	<0.001	
10/2/2018	<0.001	
3/26/2019	<0.001	
9/11/2019	<0.001	
3/18/2020	<0.001	
9/9/2020	<0.001	
4/1/2021	<0.001	
8/11/2021	<0.001	
2/16/2022	<0.001	
8/26/2022	<0.001	
2/27/2023		<0.001

Prediction Limit

Constituent: Lead, Total (mg/L) Analysis Run 5/17/2023 1:07 PM View: Appendix I - IntraWell
Plant Scherer Client: Southern Company Data: Scherer Cell 1-CCR

	GWC-18	GWC-18
5/10/2010	<0.001	
6/16/2010	0.0023 (J)	
7/26/2010	<0.001	
9/7/2010	<0.001	
4/29/2011	0.0033 (J)	
10/28/2011	0.0023 (J)	
5/2/2012	<0.001	
11/9/2012	<0.001	
5/8/2013	0.0052	
11/6/2013	0.003 (J)	
5/23/2014	<0.001	
11/8/2014	<0.001	
5/22/2015	0.0023 (J)	
11/10/2015	0.0025 (J)	
4/11/2016	<0.001	
6/16/2016	<0.001	
8/11/2016	<0.001	
10/5/2016	<0.001	
11/29/2016	<0.001	
2/8/2017	<0.001	
4/6/2017	<0.001	
6/21/2017	<0.001	
10/5/2017	<0.001	
3/20/2018	<0.001	
10/2/2018	<0.001	
3/26/2019	<0.001	
9/11/2019	<0.001	
3/18/2020	<0.001	
9/9/2020	<0.001	
4/1/2021	<0.001	
8/11/2021	<0.001	
2/16/2022	<0.001	
8/25/2022	<0.001	
2/28/2023		<0.001

Prediction Limit

Constituent: Lead, Total (mg/L) Analysis Run 5/17/2023 1:07 PM View: Appendix I - Intravel
Plant Scherer Client: Southern Company Data: Scherer Cell 1-CCR

	GWC-19	GWC-19
5/11/2010	<0.001	
6/16/2010	0.0022 (J)	
7/27/2010	<0.001	
9/7/2010	<0.001	
4/29/2011	0.0029 (J)	
10/28/2011	0.0021 (J)	
5/2/2012	<0.001	
11/9/2012	0.002 (J)	
5/9/2013	0.0056	
11/6/2013	0.0035 (J)	
5/22/2014	<0.001	
11/8/2014	<0.001	
5/23/2015	0.0047 (J)	
11/10/2015	0.0044 (J)	
4/11/2016	<0.001	
6/16/2016	<0.001	
8/11/2016	<0.001	
10/5/2016	<0.001	
11/29/2016	<0.001	
2/8/2017	<0.001	
4/5/2017	0.0009 (J)	
6/21/2017	<0.001	
10/5/2017	0.0015	
3/20/2018	<0.001	
10/2/2018	<0.001	
3/26/2019	<0.001	
9/12/2019	<0.001	
3/19/2020	<0.001	
9/9/2020	<0.001	
4/5/2021	0.00014 (J)	
8/11/2021	<0.001	
2/16/2022	<0.001	
8/25/2022	<0.001	
2/28/2023		<0.001

Prediction Limit

Constituent: Lead, Total (mg/L) Analysis Run 5/17/2023 1:07 PM View: Appendix I - Intrawell
Plant Scherer Client: Southern Company Data: Scherer Cell 1-CCR

	GWC-2	GWC-2
5/11/2010	<0.001	
6/19/2010	0.003 (J)	
7/27/2010	<0.001	
9/9/2010	<0.001	
4/28/2011	0.0037 (J)	
10/28/2011	0.003 (J)	
5/3/2012	<0.001	
11/9/2012	0.003 (J)	
5/9/2013	0.0063	
11/5/2013	0.0043 (J)	
5/22/2014	<0.001	
11/13/2014	0.0021 (J)	
5/24/2015	0.0043 (J)	
11/11/2015	0.0032 (J)	
4/12/2016	<0.001	
6/16/2016	<0.001	
8/11/2016	<0.001	
10/4/2016	<0.001	
11/30/2016	<0.001	
2/7/2017	<0.001	
4/6/2017	<0.001	
6/20/2017	<0.001	
10/4/2017	<0.001	
3/20/2018	<0.001	
10/2/2018	<0.001	
3/26/2019	<0.001	
9/10/2019	<0.001	
3/18/2020	0.00014 (J)	
9/9/2020	<0.001	
4/1/2021	<0.001	
8/12/2021	<0.001	
2/15/2022	<0.001	
8/26/2022	<0.001	
2/27/2023		<0.001

Prediction Limit

Constituent: Lead, Total (mg/L) Analysis Run 5/17/2023 1:07 PM View: Appendix I - Intrawell
Plant Scherer Client: Southern Company Data: Scherer Cell 1-CCR

	GWC-20	GWC-20
5/11/2010	0.0026 (J)	
6/17/2010	0.0021 (J)	
7/27/2010	<0.001	
9/7/2010	<0.001	
4/29/2011	0.0032 (J)	
10/28/2011	0.0025 (J)	
5/3/2012	<0.001	
11/10/2012	<0.001	
5/9/2013	0.0056	
11/6/2013	0.0032 (J)	
5/22/2014	<0.001	
11/9/2014	<0.001	
5/24/2015	0.0044 (J)	
11/10/2015	0.0038 (J)	
4/12/2016	<0.001	
6/16/2016	<0.001	
8/11/2016	<0.001	
10/5/2016	<0.001	
11/30/2016	<0.001	
2/8/2017	<0.001	
4/6/2017	<0.001	
6/21/2017	<0.001	
10/5/2017	<0.001	
3/21/2018	<0.001	
10/3/2018	<0.001	
3/26/2019	<0.001	
9/12/2019	<0.001	
3/19/2020	<0.001	
9/10/2020	<0.001	
4/5/2021	<0.001	
8/11/2021	<0.001	
2/16/2022	<0.001	
8/25/2022	<0.001	
2/28/2023		<0.001

Prediction Limit

Constituent: Lead, Total (mg/L) Analysis Run 5/17/2023 1:07 PM View: Appendix I - Intrawell
Plant Scherer Client: Southern Company Data: Scherer Cell 1-CCR

	GWC-3	GWC-3
5/11/2010	0.011 (o)	
6/17/2010	0.0027 (J)	
7/28/2010	<0.001	
9/7/2010	<0.001	
4/29/2011	0.0038 (J)	
10/28/2011	<0.001	
5/3/2012	<0.001	
11/9/2012	0.0029 (J)	
5/10/2013	0.0061	
11/6/2013	0.0025 (J)	
5/22/2014	<0.001	
11/9/2014	<0.001	
5/22/2015	0.0034 (J)	
11/10/2015	0.0021 (J)	
4/12/2016	<0.001 (D)	
6/20/2016	<0.001	
8/12/2016	<0.001	
10/5/2016	<0.001	
11/30/2016	<0.001	
2/8/2017	<0.001	
4/6/2017	<0.001	
6/21/2017	<0.001	
10/5/2017	<0.001	
3/21/2018	<0.001	
10/3/2018	0.00037 (J)	
3/26/2019	<0.001	
9/10/2019	<0.001	
3/18/2020	<0.001	
9/10/2020	<0.001	
4/6/2021	<0.001	
8/12/2021	0.00014 (J)	
2/15/2022	<0.001	
8/25/2022	<0.001	
2/28/2023		<0.001

Prediction Limit

Constituent: Lead, Total (mg/L) Analysis Run 5/17/2023 1:07 PM View: Appendix I - Intravel
Plant Scherer Client: Southern Company Data: Scherer Cell 1-CCR

	GWC-4	GWC-4
5/11/2010	<0.001	
6/17/2010	<0.001	
7/28/2010	<0.001	
9/8/2010	0.002 (J)	
4/28/2011	0.0042 (J)	
10/29/2011	0.0036 (J)	
5/3/2012	<0.001	
11/10/2012	0.0023 (J)	
5/10/2013	0.0062	
11/6/2013	0.0043 (J)	
5/22/2014	<0.001	
11/9/2014	<0.001	
5/22/2015	0.0046 (J)	
11/11/2015	0.0028 (J)	
4/12/2016	<0.001	
6/20/2016	<0.001	
8/12/2016	<0.001	
10/6/2016	<0.001	
11/30/2016	<0.001	
2/8/2017	<0.001	
4/6/2017	<0.001	
6/22/2017	<0.001	
10/6/2017	<0.001	
3/21/2018	<0.001	
10/3/2018	<0.001	
3/26/2019	<0.001	
9/10/2019	<0.001	
3/19/2020	0.00019 (J)	
9/10/2020	<0.001	
4/2/2021	<0.001	
8/12/2021	<0.001	
2/15/2022	<0.001	
8/25/2022	<0.001	
2/27/2023		<0.001

Prediction Limit

Constituent: Lead, Total (mg/L) Analysis Run 5/17/2023 1:07 PM View: Appendix I - IntraWell
Plant Scherer Client: Southern Company Data: Scherer Cell 1-CCR

	GWC-5	GWC-5
5/11/2010	<0.001	
6/18/2010	0.0024	
7/27/2010	<0.001	
9/9/2010	<0.001	
4/29/2011	0.0028	
10/28/2011	<0.001	
5/4/2012	<0.001	
11/10/2012	<0.001	
5/9/2013	0.0061	
11/6/2013	0.0034	
5/22/2014	<0.001	
11/9/2014	<0.001	
5/24/2015	0.0093 (O)	
11/11/2015	0.0071	
4/19/2016	<0.001	
6/22/2016	<0.001	
8/16/2016	<0.001	
10/6/2016	<0.001	
12/1/2016	<0.001	
2/9/2017	<0.001	
4/6/2017	<0.001	
6/21/2017	<0.001	
10/5/2017	<0.001	
3/22/2018	<0.001	
10/3/2018	<0.001	
3/27/2019	<0.001	
9/11/2019	<0.001	
3/18/2020	<0.001	
9/9/2020	<0.001	
4/1/2021	<0.001	
8/12/2021	<0.001	
2/15/2022	<0.001	
8/25/2022	<0.001	
2/28/2023		<0.001

Prediction Limit

Constituent: Lead, Total (mg/L) Analysis Run 5/17/2023 1:07 PM View: Appendix I - Intravel
Plant Scherer Client: Southern Company Data: Scherer Cell 1-CCR

	GWC-6	GWC-6
5/11/2010	<0.001	
6/18/2010	<0.001	
7/27/2010	<0.001	
9/9/2010	<0.001	
4/30/2011	0.0034 (J)	
10/29/2011	0.0041 (J)	
5/4/2012	<0.001	
11/10/2012	0.0023 (J)	
5/9/2013	0.0067	
11/7/2013	0.0048 (J)	
5/21/2014	<0.001	
11/9/2014	<0.001	
5/24/2015	0.0045 (J)	
11/11/2015	0.0048 (J)	
4/12/2016	<0.001	
6/20/2016	<0.001	
8/12/2016	<0.001	
10/6/2016	<0.001	
11/30/2016	<0.001	
2/9/2017	<0.001	
4/6/2017	<0.001	
6/21/2017	<0.001	
10/6/2017	<0.001	
3/21/2018	<0.001	
10/3/2018	<0.001	
3/26/2019	<0.001	
9/11/2019	<0.001	
3/18/2020	<0.001	
9/10/2020	<0.001	
4/5/2021	<0.001	
8/11/2021	<0.001	
2/15/2022	<0.001	
8/25/2022	<0.001	
2/27/2023		<0.001

Prediction Limit

Constituent: Lead, Total (mg/L) Analysis Run 5/17/2023 1:07 PM View: Appendix I - Intrawell
Plant Scherer Client: Southern Company Data: Scherer Cell 1-CCR

	GWC-7	GWC-7
5/10/2010	<0.001	
6/18/2010	0.0027 (J)	
7/28/2010	<0.001	
9/9/2010	0.002 (J)	
4/30/2011	0.0037 (J)	
10/29/2011	0.0025 (J)	
5/4/2012	<0.001	
11/10/2012	0.003 (J)	
5/9/2013	0.0064	
11/7/2013	0.0037 (J)	
5/21/2014	<0.001	
11/12/2014	<0.001	
5/24/2015	0.0053 (J)	
11/11/2015	0.0022 (J)	
4/13/2016	<0.001 (D)	
6/20/2016	<0.001	
8/15/2016	<0.001	
10/6/2016	<0.001	
12/1/2016	<0.001	
2/9/2017	<0.001	
4/7/2017	<0.001	
6/22/2017	<0.001	
10/6/2017	<0.001	
3/22/2018	<0.001	
10/4/2018	<0.001	
3/27/2019	<0.001	
9/11/2019	<0.001	
3/19/2020	<0.001	
9/10/2020	0.00017 (J)	
4/1/2021	<0.001	
8/11/2021	0.00014 (J)	
2/15/2022	<0.001	
8/25/2022	<0.001	
2/27/2023		<0.001

Prediction Limit

Constituent: Lead, Total (mg/L) Analysis Run 5/17/2023 1:07 PM View: Appendix I - IntraWell
Plant Scherer Client: Southern Company Data: Scherer Cell 1-CCR

	GWC-8A	GWC-8A
5/10/2010	<0.001	
6/19/2010	<0.001	
7/28/2010	<0.001	
9/8/2010	0.0023 (J)	
4/30/2011	0.011 (O)	
10/27/2011	0.0055	
5/4/2012	0.0029 (J)	
11/11/2012	0.0052	
5/10/2013	0.023 (O)	
11/7/2013	0.0083	
5/21/2014	<0.001	
11/13/2014	0.0085	
5/23/2015	0.0077	
11/11/2015	0.008	
4/19/2016	<0.001	
10/10/2016	<0.001	
12/1/2016	0.00047 (J)	
2/9/2017	0.0012 (J)	
4/7/2017	<0.001	
6/21/2017	<0.001	
8/15/2017	<0.001	
9/1/2017	<0.001	
10/9/2017	<0.001	
3/22/2018	<0.001	
10/4/2018	<0.001	
3/27/2019	<0.001	
9/11/2019	<0.001	
3/18/2020	<0.001	
9/9/2020	<0.001	
4/5/2021	0.00034 (J)	
8/12/2021	<0.001	
2/15/2022	<0.001	
8/25/2022	<0.001	
2/27/2023		<0.001

Prediction Limit

Constituent: Lead, Total (mg/L) Analysis Run 5/17/2023 1:07 PM View: Appendix I - Intrawell
Plant Scherer Client: Southern Company Data: Scherer Cell 1-CCR

	GWC-9	GWC-9
5/10/2010	<0.001	
6/16/2010	0.003 (J)	
7/27/2010	<0.001	
9/8/2010	<0.001	
4/29/2011	0.0039 (J)	
10/27/2011	0.0043 (J)	
5/3/2012	<0.001	
11/11/2012	0.0025 (J)	
5/9/2013	0.0067	
11/6/2013	0.0069	
5/21/2014	<0.001	
11/12/2014	0.002 (J)	
5/23/2015	0.003 (J)	
11/12/2015	0.0044 (J)	
4/13/2016	<0.001 (D)	
6/22/2016	<0.001	
8/15/2016	<0.001	
10/6/2016	<0.001	
12/1/2016	<0.001	
2/8/2017	<0.001	
4/6/2017	<0.001	
6/21/2017	<0.001	
10/5/2017	<0.001	
3/21/2018	<0.001	
10/2/2018	<0.001	
3/27/2019	<0.001	
9/11/2019	<0.001	
3/18/2020	<0.001	
9/9/2020	<0.001	
4/1/2021	<0.001	
8/12/2021	<0.001	
2/15/2022	<0.001	
8/25/2022	<0.001	
2/27/2023		<0.001

Prediction Limit

Constituent: Mercury (mg/L) Analysis Run 5/17/2023 1:07 PM View: Appendix I - Intrawell
Plant Scherer Client: Southern Company Data: Scherer Cell 1-CCR

	GWA-15	GWA-15
5/9/2010	<0.0002	
6/18/2010	<0.0002	
7/28/2010	<0.0002	
9/9/2010	<0.0002	
4/30/2011	<0.0002	
10/28/2011	<0.0002	
5/2/2012	<0.0002	
11/9/2012	<0.0002	
5/8/2013	7E-05 (J)	
11/5/2013	<0.0002	
5/20/2014	<0.0002	
11/12/2014	<0.0002	
5/22/2015	7.2E-05 (J)	
11/11/2015	<0.0002	
4/6/2016	<0.0002	
6/15/2016	<0.0002	
8/10/2016	<0.0002	
10/4/2016	<0.0002	
11/30/2016	<0.0002	
2/7/2017	<0.0002	
4/4/2017	<0.0002	
6/20/2017	<0.0002	
10/4/2017	<0.0002	
3/20/2018	<0.0002 (XD)	
10/2/2018	<0.0002 (X)	
3/26/2019	<0.0002	
9/10/2019	<0.0002	
3/18/2020	<0.0002	
9/9/2020	<0.0002	
4/1/2021	<0.0002	
8/11/2021	<0.0002	
2/15/2022	<0.0002	
8/25/2022	<0.0002	
2/28/2023		<0.0002

Prediction Limit

Constituent: Mercury (mg/L) Analysis Run 5/17/2023 1:07 PM View: Appendix I - Intrawell
Plant Scherer Client: Southern Company Data: Scherer Cell 1-CCR

	GWA-16	GWA-16
5/9/2010	<0.0002	
6/16/2010	<0.0002	
7/27/2010	<0.0002	
9/7/2010	7.4E-05 (J)	
4/29/2011	<0.0002	
10/28/2011	<0.0002	
5/2/2012	<0.0002	
11/9/2012	<0.0002	
5/8/2013	8E-05 (J)	
11/6/2013	0.00014	
5/20/2014	<0.0002	
11/8/2014	<0.0002	
5/22/2015	<0.0002	
11/9/2015	<0.0002	
4/6/2016	<0.0002	
6/15/2016	<0.0002	
8/10/2016	<0.0002	
10/4/2016	<0.0002	
11/29/2016	<0.0002	
2/7/2017	<0.0002	
4/4/2017	<0.0002	
6/20/2017	<0.0002	
10/5/2017	<0.0002	
3/20/2018	<0.0002	
10/2/2018	<0.0002 (X)	
3/26/2019	<0.0002	
9/10/2019	<0.0002	
3/18/2020	<0.0002	
9/9/2020	<0.0002	
4/1/2021	<0.0002	
8/11/2021	<0.0002	
2/15/2022	<0.0002	
8/25/2022	<0.0002	
2/28/2023		<0.0002

Prediction Limit

Constituent: Mercury (mg/L) Analysis Run 5/17/2023 1:07 PM View: Appendix I - Intrawell
Plant Scherer Client: Southern Company Data: Scherer Cell 1-CCR

	GWA-17	GWA-17
5/8/2010	<0.0002	
6/16/2010	<0.0002	
7/26/2010	<0.0002	
9/7/2010	7.8E-05 (J)	
4/29/2011	<0.0002	
10/28/2011	<0.0002	
5/2/2012	<0.0002	
11/9/2012	<0.0002	
5/8/2013	<0.0002	
11/6/2013	0.00011	
5/20/2014	<0.0002	
11/8/2014	<0.0002	
5/22/2015	7.1E-05 (J)	
11/9/2015	<0.0002	
4/6/2016	<0.0002	
6/15/2016	<0.0002	
8/10/2016	<0.0002	
10/5/2016	<0.0002	
11/29/2016	<0.0002	
2/7/2017	<0.0002	
4/4/2017	<0.0002	
6/20/2017	<0.0002	
10/5/2017	<0.0002	
3/20/2018	<0.0002 (X)	
10/2/2018	<0.0002 (X)	
3/26/2019	<0.0002	
9/10/2019	<0.0002	
3/18/2020	<0.0002	
9/9/2020	<0.0002	
4/1/2021	<0.0002	
8/11/2021	<0.0002	
2/15/2022	<0.0002	
8/24/2022	<0.0002	
2/28/2023		<0.0002

Prediction Limit

Constituent: Mercury (mg/L) Analysis Run 5/17/2023 1:07 PM View: Appendix I - Intrawell
Plant Scherer Client: Southern Company Data: Scherer Cell 1-CCR

	GWC-1	GWC-1
5/11/2010	<0.0002	
6/17/2010	<0.0002	
7/27/2010	<0.0002	
9/9/2010	<0.0002	
4/28/2011	<0.0002	
10/29/2011	<0.0002	
5/3/2012	<0.0002	
11/9/2012	<0.0002	
5/9/2013	<0.0002	
11/5/2013	7.3E-05 (J)	
5/23/2014	<0.0002	
11/13/2014	<0.0002	
5/23/2015	<0.0002	
11/11/2015	<0.0002	
4/12/2016	<0.0002	
6/16/2016	<0.0002	
8/11/2016	<0.0002	
10/4/2016	<0.0002	
11/30/2016	<0.0002	
2/7/2017	7E-05 (J)	
4/5/2017	<0.0002	
6/20/2017	<0.0002	
10/4/2017	<0.0002	
3/20/2018	<0.0002 (X)	
10/2/2018	<0.0002 (X)	
3/26/2019	<0.0002	
9/10/2019	<0.0002	
3/18/2020	<0.0002	
9/9/2020	<0.0002	
4/1/2021	<0.0002	
8/18/2021	<0.0002	
2/15/2022	<0.0002	
8/24/2022	<0.0002	
2/27/2023		<0.0002

Prediction Limit

Constituent: Mercury (mg/L) Analysis Run 5/17/2023 1:07 PM View: Appendix I - Intrawell
Plant Scherer Client: Southern Company Data: Scherer Cell 1-CCR

	GWC-10	GWC-10
5/10/2010	<0.0002	
6/16/2010	<0.0002	
7/28/2010	<0.0002	
9/8/2010	8.8E-05 (J)	
4/29/2011	<0.0002	
10/27/2011	<0.0002	
5/4/2012	<0.0002	
11/11/2012	<0.0002	
5/9/2013	<0.0002	
11/5/2013	0.00011 (J)	
5/21/2014	<0.0002	
11/12/2014	<0.0002	
5/23/2015	<0.0002	
11/12/2015	<0.0002	
4/13/2016	<0.0002 (D)	
6/21/2016	<0.0002	
8/15/2016	<0.0002	
10/5/2016	<0.0002	
12/1/2016	<0.0002	
2/8/2017	7.6E-05 (J)	
4/6/2017	<0.0002	
6/21/2017	<0.0002	
10/5/2017	<0.0002	
3/21/2018	<0.0002	
10/2/2018	<0.0002 (X)	
3/27/2019	<0.0002	
9/11/2019	<0.0002	
3/18/2020	<0.0002	
9/9/2020	<0.0002	
4/1/2021	<0.0002	
8/17/2021	<0.0002	
2/15/2022	<0.0002	
8/25/2022	<0.0002	
2/21/2023		<0.0002

Prediction Limit

Constituent: Mercury (mg/L) Analysis Run 5/17/2023 1:07 PM View: Appendix I - Intrawell
Plant Scherer Client: Southern Company Data: Scherer Cell 1-CCR

	GWC-11	GWC-11
5/10/2010	<0.0002	
6/16/2010	<0.0002	
7/27/2010	<0.0002	
9/8/2010	<0.0002	
4/29/2011	<0.0002	
10/27/2011	<0.0002	
5/4/2012	<0.0002	
11/10/2012	<0.0002	
5/9/2013	0.00019	
11/6/2013	0.00014	
5/20/2014	<0.0002	
11/12/2014	<0.0002	
5/24/2015	<0.0002	
11/12/2015	<0.0002	
4/13/2016	<0.0002 (D)	
6/21/2016	<0.0002	
8/15/2016	<0.0002	
10/5/2016	<0.0002	
12/1/2016	<0.0002	
2/8/2017	<0.0002	
4/6/2017	<0.0002	
6/20/2017	<0.0002	
10/5/2017	<0.0002	
3/21/2018	<0.0002	
10/2/2018	<0.0002 (X)	
3/27/2019	<0.0002	
9/11/2019	<0.0002	
3/18/2020	<0.0002	
9/10/2020	<0.0002	
4/1/2021	<0.0002	
8/11/2021	<0.0002	
2/16/2022	<0.0002	
8/25/2022	<0.0002	
2/27/2023		<0.0002

Prediction Limit

Constituent: Mercury (mg/L) Analysis Run 5/17/2023 1:07 PM View: Appendix I - Intrawell
Plant Scherer Client: Southern Company Data: Scherer Cell 1-CCR

	GWC-13	GWC-13
5/9/2010	8.2E-05 (J)	
6/18/2010	<0.0002	
7/29/2010	<0.0002	
9/9/2010	<0.0002	
4/26/2011	<0.0002	
10/28/2011	<0.0002	
5/4/2012	<0.0002	
11/11/2012	<0.0002	
5/8/2013	<0.0002	
11/7/2013	0.0001	
5/20/2014	<0.0002	
11/12/2014	<0.0002	
5/24/2015	<0.0002	
11/12/2015	<0.0002	
4/13/2016	<0.0002 (D)	
6/21/2016	<0.0002	
8/15/2016	<0.0002	
10/7/2016	<0.0002	
12/1/2016	<0.0002	
2/9/2017	<0.0002	
4/6/2017	<0.0002	
6/22/2017	<0.0002	
10/6/2017	<0.0002	
3/22/2018	<0.0002 (X)	
10/3/2018	<0.0002 (X)	
3/26/2019	<0.0002	
9/11/2019	<0.0002	
3/18/2020	<0.0002	
9/10/2020	<0.0002	
4/6/2021	<0.0002	
8/11/2021	<0.0002	
2/16/2022	<0.0002	
8/26/2022	<0.0002	
2/27/2023		<0.0002

Prediction Limit

Constituent: Mercury (mg/L) Analysis Run 5/17/2023 1:07 PM View: Appendix I - Intrawell
Plant Scherer Client: Southern Company Data: Scherer Cell 1-CCR

	GWC-14	GWC-14
5/9/2010	9.1E-05 (J)	
6/18/2010	<0.0002	
7/28/2010	<0.0002	
9/9/2010	<0.0002	
4/30/2011	<0.0002	
10/28/2011	<0.0002	
5/3/2012	<0.0002	
11/10/2012	<0.0002	
5/8/2013	<0.0002	
11/5/2013	0.00016	
5/20/2014	<0.0002	
11/12/2014	<0.0002	
5/24/2015	<0.0002	
11/11/2015	<0.0002	
4/13/2016	<0.0002 (D)	
6/21/2016	<0.0002	
8/15/2016	<0.0002	
10/4/2016	<0.0002	
12/1/2016	<0.0002	
2/7/2017	<0.0002	
4/6/2017	<0.0002	
6/20/2017	<0.0002	
10/5/2017	<0.0002	
3/20/2018	<0.0002	
10/2/2018	<0.0002 (X)	
3/26/2019	<0.0002	
9/11/2019	<0.0002	
3/18/2020	<0.0002	
9/9/2020	<0.0002	
4/1/2021	<0.0002	
8/11/2021	<0.0002	
2/16/2022	<0.0002	
8/26/2022	<0.0002	
2/27/2023		<0.0002

Prediction Limit

Constituent: Mercury (mg/L) Analysis Run 5/17/2023 1:07 PM View: Appendix I - Intrawell
Plant Scherer Client: Southern Company Data: Scherer Cell 1-CCR

	GWC-18	GWC-18
5/10/2010	<0.0002	
6/16/2010	<0.0002	
7/26/2010	<0.0002	
9/7/2010	<0.0002	
4/29/2011	<0.0002	
10/28/2011	<0.0002	
5/2/2012	<0.0002	
11/9/2012	<0.0002	
5/8/2013	<0.0002	
11/6/2013	<0.0002	
5/23/2014	<0.0002	
11/8/2014	<0.0002	
5/22/2015	<0.0002	
11/10/2015	<0.0002	
4/11/2016	<0.0002	
6/16/2016	<0.0002	
8/11/2016	<0.0002	
10/5/2016	<0.0002	
11/29/2016	<0.0002	
2/8/2017	8.9E-05	
4/6/2017	<0.0002	
6/21/2017	<0.0002	
10/5/2017	<0.0002	
3/20/2018	<0.0002	
10/2/2018	<0.0002 (X)	
3/26/2019	<0.0002	
9/11/2019	<0.0002	
3/18/2020	<0.0002	
9/9/2020	<0.0002	
4/1/2021	<0.0002	
8/11/2021	<0.0002	
2/16/2022	<0.0002	
8/25/2022	<0.0002	
2/28/2023		<0.0002

Prediction Limit

Constituent: Mercury (mg/L) Analysis Run 5/17/2023 1:07 PM View: Appendix I - Intrawell
Plant Scherer Client: Southern Company Data: Scherer Cell 1-CCR

	GWC-19	GWC-19
5/11/2010	<0.0002	
6/16/2010	<0.0002	
7/27/2010	<0.0002	
9/7/2010	0.00011	
4/29/2011	<0.0002	
10/28/2011	<0.0002	
5/2/2012	<0.0002	
11/9/2012	<0.0002	
5/9/2013	<0.0002	
11/6/2013	<0.0002	
5/22/2014	<0.0002	
11/8/2014	<0.0002	
5/23/2015	<0.0002	
11/10/2015	<0.0002	
4/11/2016	<0.0002	
6/16/2016	<0.0002	
8/11/2016	<0.0002	
10/5/2016	<0.0002	
11/29/2016	<0.0002	
2/8/2017	7.6E-05 (J)	
4/5/2017	<0.0002	
6/21/2017	<0.0002	
10/5/2017	<0.0002	
3/20/2018	<0.0002 (X)	
10/2/2018	<0.0002 (X)	
3/26/2019	<0.0002	
9/12/2019	<0.0002	
3/19/2020	<0.0002	
9/9/2020	<0.0002	
6/1/2021	<0.0002	
8/11/2021	<0.0002	
2/16/2022	<0.0002	
8/25/2022	<0.0002	
2/28/2023		<0.0002

Prediction Limit

Constituent: Mercury (mg/L) Analysis Run 5/17/2023 1:07 PM View: Appendix I - Intrawell
Plant Scherer Client: Southern Company Data: Scherer Cell 1-CCR

	GWC-2	GWC-2
5/11/2010	<0.0002	
6/19/2010	<0.0002	
7/27/2010	<0.0002	
9/9/2010	9.3E-05	
4/28/2011	<0.0002	
10/28/2011	<0.0002	
5/3/2012	<0.0002	
11/9/2012	<0.0002	
5/9/2013	<0.0002	
11/5/2013	0.00011	
5/22/2014	<0.0002	
11/13/2014	<0.0002	
5/24/2015	<0.0002	
11/11/2015	<0.0002	
4/12/2016	<0.0002	
6/16/2016	<0.0002	
8/11/2016	<0.0002	
10/4/2016	<0.0002	
11/30/2016	<0.0002	
2/7/2017	<0.0002	
4/6/2017	<0.0002	
6/20/2017	<0.0002	
10/4/2017	<0.0002	
3/20/2018	<0.0002 (X)	
10/2/2018	<0.0002	
3/26/2019	<0.0002	
9/10/2019	<0.0002	
3/18/2020	<0.0002	
9/9/2020	<0.0002	
4/1/2021	<0.0002	
8/12/2021	<0.0002	
2/15/2022	<0.0002	
8/26/2022	<0.0002	
2/27/2023		<0.0002

Prediction Limit

Constituent: Mercury (mg/L) Analysis Run 5/17/2023 1:07 PM View: Appendix I - Intrawell
Plant Scherer Client: Southern Company Data: Scherer Cell 1-CCR

	GWC-20	GWC-20
5/11/2010	8.5E-05	
6/17/2010	<0.0002	
7/27/2010	<0.0002	
9/7/2010	0.0001	
4/29/2011	<0.0002	
10/28/2011	<0.0002	
5/3/2012	<0.0002	
11/10/2012	<0.0002	
5/9/2013	<0.0002	
11/6/2013	<0.0002	
5/22/2014	<0.0002	
11/9/2014	<0.0002	
5/24/2015	<0.0002	
11/10/2015	<0.0002	
4/12/2016	<0.0002	
6/16/2016	<0.0002	
8/11/2016	<0.0002	
10/5/2016	<0.0002	
11/30/2016	<0.0002	
2/8/2017	7.5E-05 (J)	
4/6/2017	<0.0002	
6/21/2017	<0.0002	
10/5/2017	<0.0002	
3/21/2018	<0.0002	
10/3/2018	<0.0002 (X)	
3/26/2019	<0.0002	
9/12/2019	<0.0002	
3/19/2020	<0.0002	
9/10/2020	<0.0002	
6/1/2021	<0.0002	
8/11/2021	<0.0002	
2/16/2022	0.00015 (J)	
8/25/2022	<0.0002	
2/28/2023		<0.0002

Prediction Limit

Constituent: Mercury (mg/L) Analysis Run 5/17/2023 1:07 PM View: Appendix I - Intrawell
Plant Scherer Client: Southern Company Data: Scherer Cell 1-CCR

	GWC-3	GWC-3
5/11/2010	<0.0002	
6/17/2010	<0.0002	
7/28/2010	<0.0002	
9/7/2010	0.00012	
4/29/2011	<0.0002	
10/28/2011	<0.0002	
5/3/2012	<0.0002	
11/9/2012	<0.0002	
5/10/2013	0.00014	
11/6/2013	0.00014	
5/22/2014	<0.0002	
11/9/2014	<0.0002	
5/22/2015	<0.0002	
11/10/2015	<0.0002	
4/12/2016	<0.0002 (D)	
6/20/2016	<0.0002	
8/12/2016	<0.0002	
10/5/2016	<0.0002	
11/30/2016	<0.0002	
2/8/2017	<0.0002	
4/6/2017	<0.0002	
6/21/2017	<0.0002	
10/5/2017	<0.0002	
3/21/2018	<0.0002	
10/3/2018	<0.0002 (X)	
3/26/2019	<0.0002	
9/10/2019	<0.0002	
3/18/2020	<0.0002	
9/10/2020	<0.0002	
4/6/2021	<0.0002	
8/12/2021	<0.0002	
2/15/2022	<0.0002	
8/25/2022	<0.0002	
2/28/2023		<0.0002

Prediction Limit

Constituent: Mercury (mg/L) Analysis Run 5/17/2023 1:07 PM View: Appendix I - Intrawell
Plant Scherer Client: Southern Company Data: Scherer Cell 1-CCR

	GWC-4	GWC-4
5/11/2010	<0.0002	
6/17/2010	<0.0002	
7/28/2010	<0.0002	
9/8/2010	<0.0002	
4/28/2011	<0.0002	
10/29/2011	<0.0002	
5/3/2012	<0.0002	
11/10/2012	<0.0002	
5/10/2013	0.00012	
11/6/2013	<0.0002	
5/22/2014	<0.0002	
11/9/2014	<0.0002	
5/22/2015	<0.0002	
11/11/2015	<0.0002	
4/12/2016	<0.0002	
6/20/2016	<0.0002	
8/12/2016	<0.0002	
10/6/2016	<0.0002	
11/30/2016	<0.0002	
2/8/2017	<0.0002	
4/6/2017	<0.0002	
6/22/2017	<0.0002	
10/6/2017	<0.0002	
3/21/2018	<0.0002 (X)	
10/3/2018	<0.0002 (X)	
3/26/2019	<0.0002	
9/10/2019	<0.0002	
3/19/2020	<0.0002	
9/10/2020	<0.0002	
4/2/2021	<0.0002	
8/12/2021	<0.0002	
2/15/2022	<0.0002	
8/25/2022	<0.0002	
2/27/2023		<0.0002

Prediction Limit

Constituent: Mercury (mg/L) Analysis Run 5/17/2023 1:07 PM View: Appendix I - Intrawell
Plant Scherer Client: Southern Company Data: Scherer Cell 1-CCR

	GWC-5	GWC-5
5/11/2010	<0.0002	
6/18/2010	<0.0002	
7/27/2010	<0.0002	
9/9/2010	<0.0002	
4/29/2011	<0.0002	
10/28/2011	<0.0002	
5/4/2012	<0.0002	
11/10/2012	<0.0002	
5/9/2013	0.00016	
11/6/2013	<0.0002	
5/22/2014	<0.0002	
11/9/2014	<0.0002	
5/24/2015	<0.0002	
11/11/2015	<0.0002	
4/19/2016	<0.0002	
6/22/2016	<0.0002	
8/16/2016	<0.0002	
10/6/2016	<0.0002	
12/1/2016	<0.0002	
2/9/2017	<0.0002	
4/6/2017	<0.0002	
6/21/2017	<0.0002	
10/5/2017	<0.0002	
3/22/2018	<0.0002 (X)	
10/3/2018	<0.0002 (X)	
3/27/2019	<0.0002	
9/11/2019	<0.0002	
3/18/2020	<0.0002	
9/9/2020	<0.0002	
4/1/2021	<0.0002	
8/12/2021	<0.0002	
2/15/2022	<0.0002	
8/25/2022	<0.0002	
2/28/2023		<0.0002

Prediction Limit

Constituent: Mercury (mg/L) Analysis Run 5/17/2023 1:07 PM View: Appendix I - Intrawell
Plant Scherer Client: Southern Company Data: Scherer Cell 1-CCR

	GWC-6	GWC-6
5/11/2010	<0.0002	
6/18/2010	<0.0002	
7/27/2010	<0.0002	
9/9/2010	0.00017	
4/30/2011	<0.0002	
10/29/2011	<0.0002	
5/4/2012	<0.0002	
11/10/2012	<0.0002	
5/9/2013	0.00014	
11/7/2013	0.00011	
5/21/2014	<0.0002	
11/9/2014	<0.0002	
5/24/2015	<0.0002	
11/11/2015	<0.0002	
4/12/2016	<0.0002	
6/20/2016	<0.0002	
8/12/2016	<0.0002	
10/6/2016	<0.0002	
11/30/2016	<0.0002	
2/9/2017	<0.0002	
4/6/2017	<0.0002	
6/21/2017	<0.0002	
10/6/2017	<0.0002	
3/21/2018	<0.0002 (X)	
10/3/2018	<0.0002 (X)	
3/26/2019	<0.0002	
9/11/2019	<0.0002	
3/18/2020	<0.0002	
9/10/2020	<0.0002	
6/2/2021	<0.0002	
8/11/2021	<0.0002	
2/15/2022	<0.0002	
8/25/2022	<0.0002	
2/27/2023		<0.0002

Prediction Limit

Constituent: Mercury (mg/L) Analysis Run 5/17/2023 1:07 PM View: Appendix I - Intrawell
Plant Scherer Client: Southern Company Data: Scherer Cell 1-CCR

	GWC-7	GWC-7
5/10/2010	<0.0002	
6/18/2010	<0.0002	
7/28/2010	<0.0002	
9/9/2010	<0.0002	
4/30/2011	<0.0002	
10/29/2011	7E-05 (J)	
5/4/2012	<0.0002	
11/10/2012	<0.0002	
5/9/2013	<0.0002	
11/7/2013	0.00016	
5/21/2014	<0.0002	
11/12/2014	<0.0002	
5/24/2015	<0.0002	
11/11/2015	<0.0002	
4/13/2016	<0.0002 (D)	
6/20/2016	<0.0002	
8/15/2016	<0.0002	
10/6/2016	<0.0002	
12/1/2016	<0.0002	
2/9/2017	<0.0002	
4/7/2017	<0.0002	
6/22/2017	<0.0002	
10/6/2017	<0.0002	
3/22/2018	<0.0002 (X)	
10/4/2018	<0.0002 (X)	
3/27/2019	<0.0002	
9/11/2019	<0.0002	
3/19/2020	0.00011 (J)	
9/10/2020	<0.0002	
4/1/2021	<0.0002	
8/11/2021	<0.0002	
2/15/2022	<0.0002	
8/25/2022	<0.0002	
2/27/2023		<0.0002

Prediction Limit

Constituent: Mercury (mg/L) Analysis Run 5/17/2023 1:07 PM View: Appendix I - Intrawell
Plant Scherer Client: Southern Company Data: Scherer Cell 1-CCR

	GWC-8A	GWC-8A
5/10/2010	<0.0002	
6/19/2010	<0.0002	
7/28/2010	<0.0002	
9/8/2010	0.00011 (J)	
4/30/2011	<0.0002	
10/27/2011	<0.0002	
5/4/2012	<0.0002	
11/11/2012	<0.0002	
5/10/2013	0.00014	
11/7/2013	0.00019	
5/21/2014	<0.0002	
11/13/2014	<0.0002	
5/23/2015	<0.0002	
11/11/2015	<0.0002	
4/19/2016	<0.0002	
10/10/2016	0.000155 (D)	
12/1/2016	<0.0002	
2/9/2017	<0.0002	
4/7/2017	<0.0002	
6/21/2017	<0.0002	
8/15/2017	<0.0002	
9/1/2017	<0.0002	
10/9/2017	8.9E-05 (J)	
3/22/2018	<0.0002 (X)	
10/4/2018	<0.0002	
3/27/2019	<0.0002	
9/11/2019	<0.0002	
3/18/2020	<0.0002	
9/9/2020	<0.0002	
6/1/2021	<0.0002	
8/12/2021	<0.0002	
2/15/2022	<0.0002	
8/25/2022	<0.0002	
2/27/2023		<0.0002

Prediction Limit

Constituent: Mercury (mg/L) Analysis Run 5/17/2023 1:07 PM View: Appendix I - Intrawell
Plant Scherer Client: Southern Company Data: Scherer Cell 1-CCR

	GWC-9	GWC-9
5/10/2010	<0.0002	
6/16/2010	<0.0002	
7/27/2010	<0.0002	
9/8/2010	<0.0002	
4/29/2011	<0.0002	
10/27/2011	<0.0002	
5/3/2012	<0.0002	
11/11/2012	<0.0002	
5/9/2013	<0.0002	
11/6/2013	8.8E-05	
5/21/2014	<0.0002	
11/12/2014	<0.0002	
5/23/2015	<0.0002	
11/12/2015	<0.0002	
4/13/2016	<0.0002 (D)	
6/22/2016	<0.0002	
8/15/2016	<0.0002	
10/6/2016	<0.0002	
12/1/2016	<0.0002	
2/8/2017	<0.0002	
4/6/2017	<0.0002	
6/21/2017	<0.0002	
10/5/2017	<0.0002	
3/21/2018	<0.0002	
10/2/2018	<0.0002 (X)	
3/27/2019	<0.0002	
9/11/2019	<0.0002	
3/18/2020	<0.0002	
9/9/2020	<0.0002	
4/1/2021	<0.0002	
8/12/2021	<0.0002	
2/15/2022	<0.0002	
8/25/2022	<0.0002	
2/27/2023		<0.0002

Prediction Limit

Constituent: Nickel (mg/L) Analysis Run 5/17/2023 1:07 PM View: Appendix I - Intravel
Plant Scherer Client: Southern Company Data: Scherer Cell 1-CCR

	GWA-15	GWA-15
5/9/2010	<0.0018	
6/18/2010	<0.0018	
7/28/2010	<0.0018	
9/9/2010	<0.0018	
4/30/2011	<0.0018	
10/28/2011	<0.0018	
5/2/2012	<0.0018	
11/9/2012	<0.0018	
5/8/2013	<0.0018	
11/5/2013	<0.0018	
5/20/2014	<0.0018	
11/12/2014	<0.0018	
5/22/2015	<0.0018	
11/11/2015	<0.0018	
4/6/2016	0.00202 (J)	
10/4/2016	<0.0018	
4/4/2017	<0.0018	
10/4/2017	<0.0018	
3/20/2018	<0.0018 (D)	
10/2/2018	<0.0018	
3/26/2019	<0.0018	
9/10/2019	0.00081 (J)	
3/18/2020	0.00043 (J)	
9/9/2020	0.00069 (J)	
4/1/2021	0.00049 (J)	
8/11/2021	0.00051 (J)	
2/15/2022	0.00065 (J)	
8/25/2022	0.001	
2/28/2023		0.00057 (J)

Prediction Limit

Constituent: Nickel (mg/L) Analysis Run 5/17/2023 1:07 PM View: Appendix I - Intravel
Plant Scherer Client: Southern Company Data: Scherer Cell 1-CCR

	GWA-16	GWA-16
5/9/2010	<0.001	
6/16/2010	<0.001	
7/27/2010	<0.001	
9/7/2010	<0.001	
4/29/2011	<0.001	
10/28/2011	<0.001	
5/2/2012	<0.001	
11/9/2012	<0.001	
5/8/2013	<0.001	
11/6/2013	<0.001	
5/20/2014	<0.001	
11/8/2014	<0.001	
5/22/2015	<0.001	
11/9/2015	<0.001	
4/6/2016	<0.001	
10/4/2016	<0.001	
4/4/2017	<0.001	
10/5/2017	<0.001	
3/20/2018	0.04 (O)	
10/2/2018	<0.001	
3/26/2019	<0.001	
9/10/2019	0.00037 (J)	
3/18/2020	<0.001	
9/9/2020	<0.001	
4/1/2021	<0.001	
8/11/2021	<0.001	
2/15/2022	<0.001	
8/25/2022	<0.001	
2/28/2023		<0.001

Prediction Limit

Constituent: Nickel (mg/L) Analysis Run 5/17/2023 1:07 PM View: Appendix I - Intravel
Plant Scherer Client: Southern Company Data: Scherer Cell 1-CCR

	GWA-17	GWA-17
5/8/2010	<0.001	
6/16/2010	<0.001	
7/26/2010	<0.001	
9/7/2010	<0.001	
4/29/2011	<0.001	
10/28/2011	<0.001	
5/2/2012	<0.001	
11/9/2012	<0.001	
5/8/2013	<0.001	
11/6/2013	<0.001	
5/20/2014	<0.001	
11/8/2014	<0.001	
5/22/2015	<0.001	
11/9/2015	<0.001	
4/6/2016	<0.001	
10/5/2016	<0.001	
4/4/2017	<0.001	
10/5/2017	<0.001	
3/20/2018	<0.001	
10/2/2018	<0.001	
3/26/2019	<0.001	
9/10/2019	0.0012	
3/18/2020	<0.001	
9/9/2020	0.00048 (J)	
4/1/2021	0.0004 (J)	
8/11/2021	<0.001	
2/15/2022	<0.001	
8/24/2022	0.00082 (J)	
2/28/2023		<0.001

Prediction Limit

Constituent: Nickel (mg/L) Analysis Run 5/17/2023 1:07 PM View: Appendix I - Intravel
Plant Scherer Client: Southern Company Data: Scherer Cell 1-CCR

	GWC-1	GWC-1
5/11/2010	<0.0018	
6/17/2010	<0.0018	
7/27/2010	<0.0018	
9/9/2010	<0.0018	
4/28/2011	0.0086 (O)	
10/29/2011	<0.0018	
5/3/2012	<0.0018	
11/9/2012	<0.0018	
5/9/2013	<0.0018	
11/5/2013	<0.0018	
5/23/2014	<0.0018	
11/13/2014	<0.0018	
5/23/2015	<0.0018	
11/11/2015	<0.0018	
4/12/2016	<0.0018	
10/4/2016	<0.0018	
4/5/2017	<0.0018	
10/4/2017	<0.0018	
3/20/2018	<0.0018	
10/2/2018	<0.0018	
3/26/2019	<0.0018	
9/10/2019	0.00065 (J)	
3/18/2020	0.00056 (J)	
9/9/2020	0.00047 (J)	
4/1/2021	0.00073 (J)	
8/18/2021	0.0017	
2/15/2022	0.00052 (J)	
8/24/2022	0.00086 (J)	
2/27/2023		0.0013

Prediction Limit

Constituent: Nickel (mg/L) Analysis Run 5/17/2023 1:07 PM View: Appendix I - Intravel
Plant Scherer Client: Southern Company Data: Scherer Cell 1-CCR

	GWC-10	GWC-10
5/10/2010	<0.0018	
6/16/2010	<0.0018	
7/28/2010	<0.0018	
9/8/2010	<0.0018	
4/29/2011	<0.0018	
10/27/2011	<0.0018	
5/4/2012	<0.0018	
11/11/2012	<0.0018	
5/9/2013	<0.0018	
11/5/2013	<0.0018	
5/21/2014	<0.0018	
11/12/2014	<0.0018	
5/23/2015	<0.0018	
11/12/2015	<0.0018	
4/13/2016	0.00271	
10/5/2016	<0.0018	
4/6/2017	<0.0018	
10/5/2017	<0.0018	
3/21/2018	<0.0018	
10/2/2018	0.0018 (J)	
3/27/2019	<0.0018	
9/11/2019	0.0016	
3/18/2020	0.0016	
9/9/2020	0.0021	
4/1/2021	0.0012	
10/18/2021	0.002	
2/15/2022	0.0022	
8/25/2022	0.003	
12/28/2022	0.0017 (R)	
2/21/2023		0.0031

Prediction Limit

Constituent: Nickel (mg/L) Analysis Run 5/17/2023 1:07 PM View: Appendix I - Intravel
Plant Scherer Client: Southern Company Data: Scherer Cell 1-CCR

	GWC-11	GWC-11
5/10/2010	<0.0018	
6/16/2010	<0.0018	
7/27/2010	<0.0018	
9/8/2010	<0.0018	
4/29/2011	<0.0018	
10/27/2011	<0.0018	
5/4/2012	<0.0018	
11/10/2012	<0.0018	
5/9/2013	<0.0018	
11/6/2013	<0.0018	
5/20/2014	<0.0018	
11/12/2014	<0.0018	
5/24/2015	<0.0018	
11/12/2015	<0.0018	
4/13/2016	<0.0018 (D)	
10/5/2016	<0.0018	
4/6/2017	<0.0018	
10/5/2017	<0.0018	
3/21/2018	<0.0018	
10/2/2018	<0.0018	
3/27/2019	<0.0018	
9/11/2019	0.00066 (J)	
3/18/2020	0.0005 (J)	
9/10/2020	0.0012	
4/1/2021	0.00065 (J)	
8/11/2021	0.0006 (J)	
2/16/2022	0.0007 (J)	
8/25/2022	0.00081 (J)	
2/27/2023		0.00085 (J)

Prediction Limit

Constituent: Nickel (mg/L) Analysis Run 5/17/2023 1:07 PM View: Appendix I - Intravel
Plant Scherer Client: Southern Company Data: Scherer Cell 1-CCR

	GWC-12	GWC-12
5/9/2010	<0.0018	
6/18/2010	<0.0018	
7/27/2010	<0.0018	
9/8/2010	<0.0018	
4/29/2011	<0.0018	
10/28/2011	<0.0018	
5/3/2012	<0.0018	
11/10/2012	<0.0018	
5/9/2013	<0.0018	
11/6/2013	<0.0018	
5/20/2014	<0.0018	
11/12/2014	<0.0018	
5/23/2015	<0.0018	
11/12/2015	<0.0018	
4/13/2016	<0.0018 (D)	
10/5/2016	<0.0018	
4/5/2017	<0.0018	
10/5/2017	<0.0018	
3/21/2018	<0.0018 (D)	
10/2/2018	<0.0018	
3/26/2019	<0.0018	
9/11/2019	0.00084 (J)	
3/18/2020	0.0006 (J)	
9/10/2020	0.00088 (J)	
4/1/2021	0.00065 (J)	
8/11/2021	0.0008 (J)	
2/16/2022	0.00076 (J)	
8/26/2022	0.00096 (J)	
2/27/2023		0.0011

Prediction Limit

Constituent: Nickel (mg/L) Analysis Run 5/17/2023 1:07 PM View: Appendix I - Intravel
Plant Scherer Client: Southern Company Data: Scherer Cell 1-CCR

	GWC-13	GWC-13
5/9/2010	<0.001	
6/18/2010	<0.001	
7/29/2010	<0.001	
9/9/2010	<0.001	
4/26/2011	<0.001	
10/28/2011	<0.001	
5/4/2012	<0.001	
11/11/2012	<0.001	
5/8/2013	<0.001	
11/7/2013	<0.001	
5/20/2014	<0.001	
11/12/2014	<0.001	
5/24/2015	<0.001	
11/12/2015	<0.001	
4/13/2016	<0.001 (D)	
10/7/2016	<0.001	
4/6/2017	<0.001	
10/6/2017	<0.001	
3/22/2018	<0.001	
10/3/2018	<0.001	
3/26/2019	<0.001	
9/11/2019	0.00039 (J)	
3/18/2020	0.00061 (J)	
9/10/2020	0.00044 (J)	
4/6/2021	0.00053 (J)	
8/11/2021	<0.001	
2/16/2022	<0.001	
8/26/2022	<0.001	
2/27/2023		<0.001

Prediction Limit

Constituent: Nickel (mg/L) Analysis Run 5/17/2023 1:07 PM View: Appendix I - Intravel
Plant Scherer Client: Southern Company Data: Scherer Cell 1-CCR

	GWC-18	GWC-18
5/10/2010	<0.001	
6/16/2010	<0.001	
7/26/2010	<0.001	
9/7/2010	<0.001	
4/29/2011	<0.001	
10/28/2011	<0.001	
5/2/2012	<0.001	
11/9/2012	<0.001	
5/8/2013	<0.001	
11/6/2013	<0.001	
5/23/2014	<0.001	
11/8/2014	<0.001	
5/22/2015	0.0045 (O)	
11/10/2015	<0.001	
4/11/2016	<0.001	
10/5/2016	<0.001	
4/6/2017	<0.001	
10/5/2017	<0.001	
3/20/2018	<0.001	
10/2/2018	<0.001	
3/26/2019	<0.001	
9/11/2019	0.00048 (J)	
3/18/2020	0.00034 (J)	
9/9/2020	0.00064 (J)	
4/1/2021	<0.001	
8/11/2021	<0.001	
2/16/2022	<0.001	
8/25/2022	<0.001	
2/28/2023		<0.001

Prediction Limit

Constituent: Nickel (mg/L) Analysis Run 5/17/2023 1:07 PM View: Appendix I - Intravel
Plant Scherer Client: Southern Company Data: Scherer Cell 1-CCR

	GWC-19	GWC-19
5/11/2010	<0.001	
6/16/2010	<0.001	
7/27/2010	<0.001	
9/7/2010	<0.001	
4/29/2011	<0.001	
10/28/2011	<0.001	
5/2/2012	<0.001	
11/9/2012	<0.001	
5/9/2013	<0.001	
11/6/2013	<0.001	
5/22/2014	<0.001	
11/8/2014	<0.001	
5/23/2015	0.01 (O)	
11/10/2015	<0.001	
4/11/2016	<0.001	
10/5/2016	<0.001	
4/5/2017	<0.001	
10/5/2017	<0.001	
3/20/2018	<0.001	
10/2/2018	<0.001	
3/26/2019	<0.001	
9/12/2019	0.0015	
3/19/2020	0.00047 (J)	
9/9/2020	0.00039 (J)	
4/5/2021	0.00047 (J)	
8/11/2021	<0.001	
2/16/2022	<0.001	
8/25/2022	0.0017	
2/28/2023		0.0016

Prediction Limit

Constituent: Nickel (mg/L) Analysis Run 5/17/2023 1:07 PM View: Appendix I - Intravel
Plant Scherer Client: Southern Company Data: Scherer Cell 1-CCR

	GWC-2	GWC-2
5/11/2010	0.0033 (O)	
6/19/2010	<0.0018	
7/27/2010	<0.0018	
9/9/2010	<0.0018	
4/28/2011	<0.0018	
10/28/2011	<0.0018	
5/3/2012	<0.0018	
11/9/2012	<0.0018	
5/9/2013	<0.0018	
11/5/2013	<0.0018	
5/22/2014	<0.0018	
11/13/2014	<0.0018	
5/24/2015	<0.0018	
11/11/2015	<0.0018	
4/12/2016	0.00206 (J)	
10/4/2016	0.0023 (J)	
4/6/2017	<0.0018	
10/4/2017	0.0021 (J)	
3/20/2018	<0.0018	
10/2/2018	<0.0018	
3/26/2019	<0.0018	
9/10/2019	0.0022	
3/18/2020	0.0016	
9/9/2020	0.0016	
4/1/2021	0.0022	
8/12/2021	0.0028	
2/15/2022	0.0018	
8/26/2022	0.002	
2/27/2023		0.0038

Prediction Limit

Constituent: Nickel (mg/L) Analysis Run 5/17/2023 1:07 PM View: Appendix I - Intravel

Plant Scherer Client: Southern Company Data: Scherer Cell 1-CCR

	GWC-20	GWC-20
5/11/2010	<0.001	
6/17/2010	<0.001	
7/27/2010	<0.001	
9/7/2010	<0.001	
4/29/2011	<0.001	
10/28/2011	0.003 (J)	
5/3/2012	<0.001	
11/10/2012	<0.001	
5/9/2013	<0.001	
11/6/2013	<0.001	
5/22/2014	<0.001	
11/9/2014	<0.001	
5/24/2015	0.0063 (O)	
11/10/2015	<0.001	
4/12/2016	<0.001	
10/5/2016	<0.001	
4/6/2017	0.002 (J)	
10/5/2017	<0.001	
3/21/2018	<0.001	
10/3/2018	<0.001	
3/26/2019	<0.001	
9/12/2019	0.00097 (J)	
3/19/2020	0.00098 (J)	
9/10/2020	0.00098 (J)	
4/5/2021	0.00048 (J)	
8/11/2021	0.00056 (J)	
2/16/2022	0.00055 (J)	
8/25/2022	0.00074 (J)	
2/28/2023		<0.001

Prediction Limit

Constituent: Nickel (mg/L) Analysis Run 5/17/2023 1:07 PM View: Appendix I - Intravel
Plant Scherer Client: Southern Company Data: Scherer Cell 1-CCR

	GWC-3	GWC-3
5/11/2010	<0.0018	
6/17/2010	<0.0018	
7/28/2010	0.019 (O)	
9/7/2010	0.0093 (O)	
4/29/2011	<0.0018	
10/28/2011	<0.0018	
5/3/2012	<0.0018	
11/9/2012	0.0035 (J)	
5/10/2013	0.0081 (O)	
11/6/2013	<0.0018	
5/22/2014	<0.0018	
11/9/2014	<0.0018	
5/22/2015	<0.0018	
11/10/2015	<0.0018	
4/12/2016	<0.0018 (D)	
10/5/2016	<0.0018	
4/6/2017	<0.0018	
10/5/2017	<0.0018	
3/21/2018	0.0022 (J)	
10/3/2018	0.0018 (J)	
3/26/2019	<0.0018	
9/10/2019	0.0016	
3/18/2020	0.00091 (J)	
9/10/2020	0.0014	
4/6/2021	0.0018	
8/12/2021	0.0029	
2/15/2022	0.0013	
8/25/2022	0.0024	
2/28/2023		0.0011

Prediction Limit

Constituent: Nickel (mg/L) Analysis Run 5/17/2023 1:07 PM View: Appendix I - Intravel
Plant Scherer Client: Southern Company Data: Scherer Cell 1-CCR

	GWC-4	GWC-4
5/11/2010	<0.0018	
6/17/2010	<0.0018	
7/28/2010	<0.0018	
9/8/2010	<0.0018	
4/28/2011	<0.0018	
10/29/2011	<0.0018	
5/3/2012	<0.0018	
11/10/2012	<0.0018	
5/10/2013	<0.0018	
11/6/2013	<0.0018	
5/22/2014	<0.0018	
11/9/2014	<0.0018	
5/22/2015	<0.0018	
11/11/2015	<0.0018	
4/12/2016	<0.0018	
10/6/2016	0.0021 (J)	
4/6/2017	<0.0018	
10/6/2017	<0.0018	
3/21/2018	<0.0018	
10/3/2018	<0.0018	
3/26/2019	0.0036	
9/10/2019	0.00079 (J)	
3/19/2020	0.00073 (J)	
9/10/2020	0.0013	
4/2/2021	0.0012	
8/12/2021	0.00076 (J)	
2/15/2022	0.00076 (J)	
8/25/2022	0.0015	
2/27/2023		0.0012

Prediction Limit

Constituent: Nickel (mg/L) Analysis Run 5/17/2023 1:07 PM View: Appendix I - Intravel
Plant Scherer Client: Southern Company Data: Scherer Cell 1-CCR

	GWC-5	GWC-5
5/11/2010	<0.001	
6/18/2010	<0.001	
7/27/2010	<0.001	
9/9/2010	<0.001	
4/29/2011	<0.001	
10/28/2011	<0.001	
5/4/2012	<0.001	
11/10/2012	<0.001	
5/9/2013	<0.001	
11/6/2013	<0.001	
5/22/2014	<0.001	
11/9/2014	<0.001	
5/24/2015	0.006 (O)	
11/11/2015	<0.001	
4/19/2016	0.00268 (J)	
10/6/2016	<0.001	
4/6/2017	0.0018 (J)	
10/5/2017	<0.001	
3/22/2018	0.0019 (J)	
10/3/2018	<0.001	
3/27/2019	<0.001	
9/11/2019	0.0007 (J)	
3/18/2020	0.00068 (J)	
9/9/2020	0.00039 (J)	
4/1/2021	0.00042 (J)	
8/12/2021	0.00061 (J)	
2/15/2022	0.001	
8/25/2022	0.00071 (J)	
2/28/2023		<0.001

Prediction Limit

Constituent: Nickel (mg/L) Analysis Run 5/17/2023 1:07 PM View: Appendix I - Intravel
Plant Scherer Client: Southern Company Data: Scherer Cell 1-CCR

	GWC-6	GWC-6
5/11/2010	0.0034	
6/18/2010	0.0046	
7/27/2010	<0.0018	
9/9/2010	<0.0018	
4/30/2011	<0.0018	
10/29/2011	<0.0018	
5/4/2012	<0.0018	
11/10/2012	0.0053	
5/9/2013	<0.0018	
11/7/2013	<0.0018	
5/21/2014	<0.0018	
11/9/2014	<0.0018	
5/24/2015	0.0047	
11/11/2015	<0.0018	
4/12/2016	<0.0018	
10/6/2016	<0.0018	
4/6/2017	<0.0018	
10/6/2017	<0.0018	
3/21/2018	<0.0018	
10/3/2018	<0.0018	
3/26/2019	<0.0018	
9/11/2019	0.00099 (J)	
3/18/2020	0.00062 (J)	
9/10/2020	0.0009 (J)	
4/5/2021	0.00088 (J)	
8/11/2021	0.00074 (J)	
2/15/2022	0.00089 (J)	
8/25/2022	0.0013	
2/27/2023		0.0008 (J)

Prediction Limit

Constituent: Nickel (mg/L) Analysis Run 5/17/2023 1:07 PM View: Appendix I - Intravel
Plant Scherer Client: Southern Company Data: Scherer Cell 1-CCR

	GWC-7	GWC-7
5/10/2010	<0.001	
6/18/2010	<0.001	
7/28/2010	<0.001	
9/9/2010	<0.001	
4/30/2011	<0.001	
10/29/2011	<0.001	
5/4/2012	<0.001	
11/10/2012	<0.001	
5/9/2013	<0.001	
11/7/2013	<0.001	
5/21/2014	<0.001	
11/12/2014	<0.001	
5/24/2015	0.0044	
11/11/2015	<0.001	
4/13/2016	<0.001 (D)	
10/6/2016	<0.001	
4/7/2017	<0.001	
10/6/2017	<0.001	
3/22/2018	<0.001	
10/4/2018	<0.001	
3/27/2019	<0.001	
9/11/2019	0.00046 (J)	
3/19/2020	<0.001	
9/10/2020	0.0007 (J)	
4/1/2021	0.00036 (J)	
8/11/2021	<0.001	
2/15/2022	<0.001	
8/25/2022	0.0015	
2/27/2023		0.01

Prediction Limit

Constituent: Nickel (mg/L) Analysis Run 5/17/2023 1:07 PM View: Appendix I - Intravel
Plant Scherer Client: Southern Company Data: Scherer Cell 1-CCR

	GWC-8A	GWC-8A
5/10/2010	<0.0018	
6/19/2010	<0.0018	
7/28/2010	<0.0018	
9/8/2010	<0.0018	
4/30/2011	0.008 (O)	
10/27/2011	0.0044 (J)	
5/4/2012	0.0032 (J)	
11/11/2012	0.0069	
5/10/2013	0.0093 (O)	
11/7/2013	0.0033 (J)	
5/21/2014	<0.0018	
11/13/2014	0.0049 (J)	
5/23/2015	0.003 (J)	
11/11/2015	<0.0018	
4/19/2016	0.00247 (J)	
10/10/2016	<0.0018	
4/7/2017	0.0022 (J)	
10/9/2017	<0.0018	
3/22/2018	<0.0018	
10/4/2018	<0.0018	
3/27/2019	<0.0018	
9/11/2019	0.0013	
3/18/2020	0.0044	
9/9/2020	0.0036	
4/5/2021	0.0058	
8/12/2021	0.0035	
2/15/2022	0.0055	
8/25/2022	0.0053	
2/27/2023		0.007

Prediction Limit

Constituent: Nickel (mg/L) Analysis Run 5/17/2023 1:07 PM View: Appendix I - Intravel
Plant Scherer Client: Southern Company Data: Scherer Cell 1-CCR

	GWC-9	GWC-9
5/10/2010	<0.001	
6/16/2010	<0.001	
7/27/2010	<0.001	
9/8/2010	<0.001	
4/29/2011	<0.001	
10/27/2011	<0.001	
5/3/2012	<0.001	
11/11/2012	<0.001	
5/9/2013	<0.001	
11/6/2013	<0.001	
5/21/2014	<0.001	
11/12/2014	<0.001	
5/23/2015	<0.001	
11/12/2015	<0.001	
4/13/2016	<0.001 (D)	
10/6/2016	<0.001	
4/6/2017	<0.001	
10/5/2017	<0.001	
3/21/2018	<0.001	
10/2/2018	<0.001	
3/27/2019	<0.001	
9/11/2019	0.00063 (J)	
3/18/2020	<0.001	
9/9/2020	0.00046 (J)	
4/1/2021	0.00058 (J)	
8/12/2021	0.00045 (J)	
2/15/2022	<0.001	
8/25/2022	0.0042	
12/28/2022	0.00068 (J,R)	
2/27/2023		0.00091 (J)

Prediction Limit

Constituent: Selenium, Total (mg/L) Analysis Run 5/17/2023 1:07 PM View: Appendix I - Intrawell

Plant Scherer Client: Southern Company Data: Scherer Cell 1-CCR

	GWA-15	GWA-15
5/9/2010	<0.005	
6/18/2010	<0.005	
7/28/2010	<0.005	
9/9/2010	<0.005	
4/30/2011	<0.005	
10/28/2011	<0.005	
5/2/2012	<0.005	
11/9/2012	<0.005	
5/8/2013	<0.005	
11/5/2013	<0.005	
5/20/2014	<0.005	
11/12/2014	<0.005	
5/22/2015	<0.005	
11/11/2015	<0.005	
4/6/2016	<0.005	
6/15/2016	<0.005	
8/10/2016	<0.005	
10/4/2016	<0.005	
11/30/2016	<0.005	
2/7/2017	<0.005	
4/4/2017	0.00067 (J)	
6/20/2017	<0.005	
10/4/2017	<0.005	
3/20/2018	<0.005 (XD)	
10/2/2018	<0.005	
3/26/2019	<0.005	
9/10/2019	<0.005	
3/18/2020	<0.005	
9/9/2020	<0.005	
4/1/2021	<0.005	
8/11/2021	<0.005	
2/15/2022	<0.005	
8/25/2022	<0.005	
2/28/2023		<0.005

Prediction Limit

Constituent: Selenium, Total (mg/L) Analysis Run 5/17/2023 1:07 PM View: Appendix I - Intrawell

Plant Scherer Client: Southern Company Data: Scherer Cell 1-CCR

	GWA-16	GWA-16
5/9/2010	<0.005	
6/16/2010	<0.005	
7/27/2010	<0.005	
9/7/2010	<0.005	
4/29/2011	<0.005	
10/28/2011	<0.005	
5/2/2012	<0.005	
11/9/2012	<0.005	
5/8/2013	<0.005	
11/6/2013	<0.005	
5/20/2014	<0.005	
11/8/2014	<0.005	
5/22/2015	<0.005	
11/9/2015	0.0043	
4/6/2016	<0.005	
6/15/2016	<0.005	
8/10/2016	<0.005	
10/4/2016	<0.005	
11/29/2016	0.00024 (J)	
2/7/2017	<0.005	
4/4/2017	0.0017	
6/20/2017	<0.005	
10/5/2017	<0.005	
3/20/2018	<0.005	
10/2/2018	<0.005	
3/26/2019	<0.005	
9/10/2019	<0.005	
3/18/2020	<0.005	
9/9/2020	<0.005	
4/1/2021	<0.005	
8/11/2021	<0.005	
2/15/2022	<0.005	
8/25/2022	<0.005	
2/28/2023		<0.005

Prediction Limit

Constituent: Selenium, Total (mg/L) Analysis Run 5/17/2023 1:07 PM View: Appendix I - Intrawell

Plant Scherer Client: Southern Company Data: Scherer Cell 1-CCR

	GWA-17	GWA-17
5/8/2010	<0.005	
6/16/2010	<0.005	
7/26/2010	<0.005	
9/7/2010	<0.005	
4/29/2011	<0.005	
10/28/2011	<0.005	
5/2/2012	<0.005	
11/9/2012	<0.005	
5/8/2013	0.0044	
11/6/2013	<0.005	
5/20/2014	<0.005	
11/8/2014	<0.005	
5/22/2015	<0.005	
11/9/2015	<0.005	
4/6/2016	<0.005	
6/15/2016	<0.005	
8/10/2016	<0.005	
10/5/2016	<0.005	
11/29/2016	<0.005	
2/7/2017	<0.005	
4/4/2017	<0.005	
6/20/2017	<0.005	
10/5/2017	0.00027 (J)	
3/20/2018	<0.005	
10/2/2018	<0.005	
3/26/2019	<0.005	
9/10/2019	<0.005	
3/18/2020	<0.005	
9/9/2020	<0.005	
4/1/2021	<0.005	
8/11/2021	<0.005	
2/15/2022	<0.005	
8/24/2022	<0.005	
2/28/2023		<0.005

Prediction Limit

Constituent: Selenium, Total (mg/L) Analysis Run 5/17/2023 1:07 PM View: Appendix I - Intrawell
Plant Scherer Client: Southern Company Data: Scherer Cell 1-CCR

	GWC-1	GWC-1
5/11/2010	<0.005	
6/17/2010	<0.005	
7/27/2010	<0.005	
9/9/2010	<0.005	
4/28/2011	<0.005	
10/29/2011	<0.005	
5/3/2012	<0.005	
11/9/2012	<0.005	
5/9/2013	<0.005	
11/5/2013	<0.005	
5/23/2014	<0.005	
11/13/2014	<0.005	
5/23/2015	0.0053	
11/11/2015	<0.005	
4/12/2016	<0.005	
6/16/2016	<0.005	
8/11/2016	<0.005	
10/4/2016	0.00037 (J)	
11/30/2016	<0.005	
2/7/2017	<0.005	
4/5/2017	<0.005	
6/20/2017	<0.005	
10/4/2017	<0.005	
3/20/2018	<0.005 (X)	
10/2/2018	<0.005	
3/26/2019	<0.005	
9/10/2019	<0.005	
3/18/2020	<0.005	
9/9/2020	<0.005	
4/1/2021	<0.005	
8/18/2021	<0.005	
2/15/2022	<0.005	
8/24/2022	<0.005	
2/27/2023		<0.005

Prediction Limit

Constituent: Selenium, Total (mg/L) Analysis Run 5/17/2023 1:07 PM View: Appendix I - Intrawell
Plant Scherer Client: Southern Company Data: Scherer Cell 1-CCR

	GWC-10	GWC-10
5/10/2010	<0.005	
6/16/2010	<0.005	
7/28/2010	<0.005	
9/8/2010	<0.005	
4/29/2011	<0.005	
10/27/2011	<0.005	
5/4/2012	<0.005	
11/11/2012	<0.005	
5/9/2013	<0.005	
11/5/2013	<0.005	
5/21/2014	<0.005	
11/12/2014	<0.005	
5/23/2015	0.0043	
11/12/2015	0.0046	
4/13/2016	<0.005 (D)	
6/21/2016	<0.005	
8/15/2016	<0.005	
10/5/2016	<0.005	
12/1/2016	<0.005	
2/8/2017	<0.005	
4/6/2017	<0.005	
6/21/2017	<0.005	
10/5/2017	<0.005	
3/21/2018	<0.005	
10/2/2018	<0.005	
3/27/2019	<0.005	
9/11/2019	<0.005	
3/18/2020	<0.005	
9/9/2020	<0.005	
4/1/2021	<0.005	
8/17/2021	<0.005	
2/15/2022	<0.005	
8/25/2022	<0.005	
2/21/2023		<0.005

Prediction Limit

Constituent: Selenium, Total (mg/L) Analysis Run 5/17/2023 1:07 PM View: Appendix I - IntraWell
Plant Scherer Client: Southern Company Data: Scherer Cell 1-CCR

	GWC-11	GWC-11
5/10/2010	<0.005	
6/16/2010	<0.005	
7/27/2010	<0.005	
9/8/2010	<0.005	
4/29/2011	<0.005	
10/27/2011	<0.005	
5/4/2012	<0.005	
11/10/2012	<0.005	
5/9/2013	<0.005	
11/6/2013	<0.005	
5/20/2014	<0.005	
11/12/2014	<0.005	
5/24/2015	0.005	
11/12/2015	0.0042	
4/13/2016	<0.005 (D)	
6/21/2016	<0.005	
8/15/2016	<0.005	
10/5/2016	<0.005	
12/1/2016	<0.005	
2/8/2017	<0.005	
4/6/2017	0.00031 (J)	
6/20/2017	<0.005	
10/5/2017	<0.005	
3/21/2018	<0.005	
10/2/2018	<0.005	
3/27/2019	<0.005	
3/18/2020	<0.005	
9/10/2020	<0.005	
4/1/2021	<0.005	
8/11/2021	<0.005	
2/16/2022	<0.005	
8/25/2022	<0.005	
2/27/2023		<0.005

Prediction Limit

Constituent: Selenium, Total (mg/L) Analysis Run 5/17/2023 1:07 PM View: Appendix I - Intrawell
Plant Scherer Client: Southern Company Data: Scherer Cell 1-CCR

	GWC-12	GWC-12
5/9/2010	<0.005	
6/18/2010	<0.005	
7/27/2010	<0.005	
9/8/2010	<0.005	
4/29/2011	<0.005	
10/28/2011	0.004	
5/3/2012	<0.005	
11/10/2012	<0.005	
5/9/2013	<0.005	
11/6/2013	<0.005	
5/20/2014	<0.005	
11/12/2014	<0.005	
5/23/2015	<0.005	
11/12/2015	<0.005	
4/13/2016	<0.005 (D)	
6/21/2016	<0.005	
8/15/2016	<0.005	
10/5/2016	<0.005	
12/1/2016	<0.005	
2/8/2017	<0.005	
4/5/2017	<0.005	
6/20/2017	<0.005	
10/5/2017	<0.005	
3/21/2018	<0.005 (D)	
10/2/2018	<0.005	
3/26/2019	<0.005	
9/11/2019	<0.005	
3/18/2020	<0.005	
9/10/2020	<0.005	
4/1/2021	<0.005	
8/11/2021	<0.005	
2/16/2022	<0.005	
8/26/2022	<0.005	
2/27/2023		<0.005

Prediction Limit

Constituent: Selenium, Total (mg/L) Analysis Run 5/17/2023 1:07 PM View: Appendix I - Intrawell
Plant Scherer Client: Southern Company Data: Scherer Cell 1-CCR

	GWC-14	GWC-14
5/9/2010	<0.005	
6/18/2010	<0.005	
7/28/2010	<0.005	
9/9/2010	<0.005	
4/30/2011	<0.005	
10/28/2011	<0.005	
5/3/2012	<0.005	
11/10/2012	<0.005	
5/8/2013	<0.005	
11/5/2013	<0.005	
5/20/2014	<0.005	
11/12/2014	<0.005	
5/24/2015	<0.005	
11/11/2015	0.0052	
4/13/2016	<0.005 (D)	
6/21/2016	<0.005	
8/15/2016	<0.005	
10/4/2016	<0.005	
12/1/2016	0.00025 (J)	
2/7/2017	<0.005	
4/6/2017	<0.005	
6/20/2017	<0.005	
10/5/2017	<0.005	
3/20/2018	<0.005	
10/2/2018	<0.005	
3/26/2019	<0.005	
9/11/2019	<0.005	
3/18/2020	<0.005	
9/9/2020	<0.005	
4/1/2021	<0.005	
8/11/2021	<0.005	
2/16/2022	<0.005	
8/26/2022	<0.005	
2/27/2023		<0.005

Prediction Limit

Constituent: Selenium, Total (mg/L) Analysis Run 5/17/2023 1:07 PM View: Appendix I - Intrawell
Plant Scherer Client: Southern Company Data: Scherer Cell 1-CCR

	GWC-18	GWC-18
5/10/2010	<0.005	
6/16/2010	<0.005	
7/26/2010	<0.005	
9/7/2010	<0.005	
4/29/2011	<0.005	
10/28/2011	<0.005	
5/2/2012	<0.005	
11/9/2012	<0.005	
5/8/2013	<0.005	
11/6/2013	<0.005	
5/23/2014	<0.005	
11/8/2014	<0.005	
5/22/2015	<0.005	
11/10/2015	0.0041	
4/11/2016	<0.005	
6/16/2016	<0.005	
8/11/2016	<0.005	
10/5/2016	<0.005	
11/29/2016	<0.005	
2/8/2017	<0.005	
4/6/2017	<0.005	
6/21/2017	<0.005	
10/5/2017	<0.005	
3/20/2018	<0.005	
10/2/2018	<0.005	
3/26/2019	<0.005	
9/11/2019	<0.005	
3/18/2020	<0.005	
9/9/2020	<0.005	
4/1/2021	<0.005	
8/11/2021	<0.005	
2/16/2022	<0.005	
8/25/2022	<0.005	
2/28/2023		<0.005

Prediction Limit

Constituent: Selenium, Total (mg/L) Analysis Run 5/17/2023 1:07 PM View: Appendix I - Intrawell
Plant Scherer Client: Southern Company Data: Scherer Cell 1-CCR

	GWC-19	GWC-19
5/11/2010	<0.005	
6/16/2010	<0.005	
7/27/2010	<0.005	
9/7/2010	<0.005	
4/29/2011	<0.005	
10/28/2011	<0.005	
5/2/2012	<0.005	
11/9/2012	<0.005	
5/9/2013	<0.005	
11/6/2013	<0.005	
5/22/2014	<0.005	
11/8/2014	<0.005	
5/23/2015	<0.005	
11/10/2015	0.0044	
4/11/2016	<0.005	
6/16/2016	<0.005	
8/11/2016	<0.005	
10/5/2016	<0.005	
11/29/2016	<0.005	
2/8/2017	<0.005	
4/5/2017	<0.005	
6/21/2017	<0.005	
10/5/2017	<0.005	
3/20/2018	<0.005	
10/2/2018	<0.005	
3/26/2019	<0.005	
9/12/2019	<0.005	
3/19/2020	<0.005	
9/9/2020	<0.005	
4/5/2021	<0.005	
8/11/2021	<0.005	
2/16/2022	<0.005	
8/25/2022	<0.005	
2/28/2023		<0.005

Prediction Limit

Constituent: Selenium, Total (mg/L) Analysis Run 5/17/2023 1:07 PM View: Appendix I - Intrawell
Plant Scherer Client: Southern Company Data: Scherer Cell 1-CCR

	GWC-2	GWC-2
5/11/2010	<0.005	
6/19/2010	<0.005	
7/27/2010	<0.005	
9/9/2010	<0.005	
4/28/2011	<0.005	
10/28/2011	<0.005	
5/3/2012	<0.005	
11/9/2012	<0.005	
5/9/2013	<0.005	
11/5/2013	<0.005	
5/22/2014	<0.005	
11/13/2014	<0.005	
5/24/2015	0.0044	
11/11/2015	0.0045	
4/12/2016	<0.005	
6/16/2016	<0.005	
8/11/2016	<0.005	
10/4/2016	<0.005	
11/30/2016	<0.005	
2/7/2017	<0.005	
4/6/2017	0.0023	
6/20/2017	<0.005	
10/4/2017	<0.005	
3/20/2018	<0.005 (X)	
10/2/2018	<0.005	
3/26/2019	<0.005	
9/10/2019	<0.005	
3/18/2020	<0.005	
9/9/2020	<0.005	
4/1/2021	<0.005	
8/12/2021	<0.005	
2/15/2022	<0.005	
8/26/2022	<0.005	
2/27/2023		0.00075 (J)

Prediction Limit

Constituent: Selenium, Total (mg/L) Analysis Run 5/17/2023 1:07 PM View: Appendix I - Intrawell
Plant Scherer Client: Southern Company Data: Scherer Cell 1-CCR

	GWC-3	GWC-3
5/11/2010	<0.005	
6/17/2010	<0.005	
7/28/2010	<0.005	
9/7/2010	<0.005	
4/29/2011	<0.005	
10/28/2011	<0.005	
5/3/2012	<0.005	
11/9/2012	<0.005	
5/10/2013	<0.005	
11/6/2013	<0.005	
5/22/2014	<0.005	
11/9/2014	<0.005	
5/22/2015	<0.005	
11/10/2015	<0.005	
4/12/2016	<0.005 (D)	
6/20/2016	<0.005	
8/12/2016	0.00036 (J)	
10/5/2016	<0.005	
11/30/2016	<0.005	
2/8/2017	<0.005	
4/6/2017	<0.005	
6/21/2017	<0.005	
10/5/2017	<0.005	
3/21/2018	<0.005	
10/3/2018	<0.005	
3/26/2019	<0.005	
9/10/2019	<0.005	
3/18/2020	<0.005	
9/10/2020	<0.005	
4/6/2021	<0.005	
8/12/2021	<0.005	
2/15/2022	<0.005	
8/25/2022	<0.005	
2/28/2023		<0.005

Prediction Limit

Constituent: Selenium, Total (mg/L) Analysis Run 5/17/2023 1:07 PM View: Appendix I - Intrawell

Plant Scherer Client: Southern Company Data: Scherer Cell 1-CCR

	GWC-4	GWC-4
5/11/2010	<0.005	
6/17/2010	<0.005	
7/28/2010	<0.005	
9/8/2010	<0.005	
4/28/2011	<0.005	
10/29/2011	<0.005	
5/3/2012	<0.005	
11/10/2012	<0.005	
5/10/2013	<0.005	
11/6/2013	<0.005	
5/22/2014	<0.005	
11/9/2014	<0.005	
5/22/2015	<0.005	
11/11/2015	<0.005	
4/12/2016	<0.005	
6/20/2016	<0.005	
8/12/2016	<0.005	
10/6/2016	<0.005	
11/30/2016	<0.005	
2/8/2017	<0.005	
4/6/2017	<0.005	
6/22/2017	<0.005	
10/6/2017	<0.005	
3/21/2018	<0.005 (X)	
10/3/2018	<0.005	
3/26/2019	<0.005	
9/10/2019	<0.005	
3/19/2020	<0.005	
9/10/2020	<0.005	
4/2/2021	<0.005	
8/12/2021	<0.005	
2/15/2022	0.0013 (J)	
8/25/2022	0.0012 (J)	
2/27/2023		0.0039 (J)

Prediction Limit

Constituent: Selenium, Total (mg/L) Analysis Run 5/17/2023 1:07 PM View: Appendix I - IntraWell

Plant Scherer Client: Southern Company Data: Scherer Cell 1-CCR

	GWC-5	GWC-5
5/11/2010	<0.01	
6/18/2010	<0.01	
7/27/2010	<0.01	
9/9/2010	<0.01	
4/29/2011	<0.01	
10/28/2011	<0.01	
5/4/2012	<0.01	
11/10/2012	<0.01	
5/9/2013	<0.01	
11/6/2013	<0.01	
5/22/2014	<0.01	
11/9/2014	<0.01	
5/24/2015	0.013 (J)	
11/11/2015	0.037	
4/19/2016	0.0587	
6/22/2016	0.0435	
8/16/2016	0.029	
10/6/2016	0.027	
12/1/2016	0.029	
2/9/2017	0.031	
4/6/2017	0.043	
6/21/2017	0.052	
10/5/2017	0.038	
3/22/2018	0.038	
10/3/2018	0.021	
3/27/2019	0.023	
9/11/2019	0.0079	
3/18/2020	0.014	
9/9/2020	0.0054	
4/1/2021	0.0065	
8/12/2021	0.0088	
2/15/2022	0.0058	
8/25/2022	0.0043 (J)	
2/28/2023		0.0033 (J)

Prediction Limit

Constituent: Selenium, Total (mg/L) Analysis Run 5/17/2023 1:07 PM View: Appendix I - Intrawell

Plant Scherer Client: Southern Company Data: Scherer Cell 1-CCR

	GWC-6	GWC-6
5/11/2010	<0.005	
6/18/2010	<0.005	
7/27/2010	<0.005	
9/9/2010	<0.005	
4/30/2011	<0.005	
10/29/2011	<0.005	
5/4/2012	<0.005	
11/10/2012	<0.005	
5/9/2013	<0.005	
11/7/2013	<0.005	
5/21/2014	<0.005	
11/9/2014	<0.005	
5/24/2015	<0.005	
11/11/2015	0.007	
4/12/2016	<0.005	
6/20/2016	0.00032 (J)	
8/12/2016	0.00035 (J)	
10/6/2016	0.00029 (J)	
11/30/2016	0.00026 (J)	
2/9/2017	<0.005	
4/6/2017	<0.005	
6/21/2017	0.00031 (J)	
10/6/2017	<0.005	
3/21/2018	<0.005 (X)	
10/3/2018	0.00056 (J)	
3/26/2019	<0.005	
9/11/2019	<0.005	
3/18/2020	<0.005	
9/10/2020	<0.005	
4/5/2021	<0.005	
8/11/2021	<0.005	
2/15/2022	<0.005	
8/25/2022	<0.005	
2/27/2023		<0.005

Prediction Limit

Constituent: Selenium, Total (mg/L) Analysis Run 5/17/2023 1:07 PM View: Appendix I - Intrawell
Plant Scherer Client: Southern Company Data: Scherer Cell 1-CCR

	GWC-7	GWC-7
5/10/2010	<0.005	
6/18/2010	<0.005	
7/28/2010	<0.005	
9/9/2010	<0.005	
4/30/2011	<0.005	
10/29/2011	<0.005	
5/4/2012	<0.005	
11/10/2012	<0.005	
5/9/2013	<0.005	
11/7/2013	<0.005	
5/21/2014	<0.005	
11/12/2014	<0.005	
5/24/2015	0.0053	
11/11/2015	0.0049	
4/13/2016	<0.005 (D)	
6/20/2016	<0.005	
8/15/2016	<0.005	
10/6/2016	<0.005	
12/1/2016	<0.005	
2/9/2017	<0.005	
4/7/2017	<0.005	
6/22/2017	<0.005	
10/6/2017	<0.005	
3/22/2018	<0.005	
10/4/2018	<0.005	
3/27/2019	<0.005	
9/11/2019	<0.005	
3/19/2020	<0.005	
9/10/2020	<0.005	
4/1/2021	<0.005	
8/11/2021	<0.005	
2/15/2022	<0.005	
8/25/2022	<0.005	
2/27/2023		<0.005

Prediction Limit

Constituent: Selenium, Total (mg/L) Analysis Run 5/17/2023 1:07 PM View: Appendix I - Intrawell

Plant Scherer Client: Southern Company Data: Scherer Cell 1-CCR

	GWC-8A	GWC-8A
5/10/2010	<0.005	
6/19/2010	<0.005	
7/28/2010	<0.005	
9/8/2010	<0.005	
4/30/2011	<0.005	
10/27/2011	<0.005	
5/4/2012	<0.005	
11/11/2012	<0.005	
5/10/2013	<0.005	
11/7/2013	<0.005	
5/21/2014	<0.005	
11/13/2014	<0.005	
5/23/2015	0.0045	
11/11/2015	0.0043	
4/19/2016	<0.005	
10/10/2016	<0.005	
12/1/2016	<0.005	
2/9/2017	<0.005	
4/7/2017	<0.005	
6/21/2017	<0.005	
8/15/2017	<0.005	
9/1/2017	0.00044 (J)	
10/9/2017	<0.005	
3/22/2018	0.00032 (J)	
10/4/2018	<0.005	
3/27/2019	<0.005	
9/11/2019	<0.005	
3/18/2020	<0.005	
9/9/2020	<0.005	
4/5/2021	<0.005	
8/12/2021	<0.005	
2/15/2022	<0.005	
8/25/2022	<0.005	
2/27/2023		<0.005

Prediction Limit

Constituent: Selenium, Total (mg/L) Analysis Run 5/17/2023 1:07 PM View: Appendix I - Intrawell

Plant Scherer Client: Southern Company Data: Scherer Cell 1-CCR

	GWC-9	GWC-9
5/10/2010	<0.005	
6/16/2010	<0.005	
7/27/2010	<0.005	
9/8/2010	<0.005	
4/29/2011	<0.005	
10/27/2011	<0.005	
5/3/2012	<0.005	
11/11/2012	<0.005	
5/9/2013	<0.005	
11/6/2013	<0.005	
5/21/2014	<0.005	
11/12/2014	<0.005	
5/23/2015	<0.005	
11/12/2015	0.0065	
4/13/2016	<0.005 (D)	
6/22/2016	<0.005	
8/15/2016	<0.005	
10/6/2016	<0.005	
12/1/2016	<0.005	
2/8/2017	<0.005	
4/6/2017	<0.005	
6/21/2017	<0.005	
10/5/2017	<0.005	
3/21/2018	<0.005 (X)	
10/2/2018	<0.005	
3/27/2019	<0.005	
9/11/2019	<0.005	
3/18/2020	<0.005	
9/9/2020	<0.005	
4/1/2021	<0.005	
8/12/2021	<0.005	
2/15/2022	<0.005	
8/25/2022	<0.005	
2/27/2023		<0.005

Prediction Limit

Constituent: Thallium, Total (mg/L) Analysis Run 5/17/2023 1:07 PM View: Appendix I - Intravel
Plant Scherer Client: Southern Company Data: Scherer Cell 1-CCR

	GWA-15	GWA-15
5/9/2010	<0.001	
6/18/2010	<0.001	
7/28/2010	<0.001	
9/9/2010	<0.001	
4/30/2011	<0.001	
10/28/2011	<0.001	
5/2/2012	<0.001	
11/9/2012	<0.001	
5/8/2013	<0.001	
11/5/2013	<0.001	
5/20/2014	<0.001	
11/12/2014	<0.001	
5/22/2015	<0.001	
11/11/2015	<0.001	
4/6/2016	<0.001	
6/15/2016	<0.001	
8/10/2016	<0.001	
10/4/2016	<0.001	
11/30/2016	<0.001	
2/7/2017	<0.001	
4/4/2017	<0.001	
6/20/2017	<0.001	
10/4/2017	<0.001	
3/20/2018	<0.001 (D)	
10/2/2018	<0.001	
3/26/2019	<0.001	
9/10/2019	<0.001	
3/18/2020	<0.001	
9/9/2020	0.00025 (J)	
4/1/2021	<0.001	
8/11/2021	<0.001	
2/15/2022	<0.001	
8/25/2022	<0.001	
2/28/2023		<0.001

Prediction Limit

Constituent: Thallium, Total (mg/L) Analysis Run 5/17/2023 1:07 PM View: Appendix I - Intravel
Plant Scherer Client: Southern Company Data: Scherer Cell 1-CCR

	GWA-16	GWA-16
5/9/2010	<0.001	
6/16/2010	<0.001	
7/27/2010	<0.001	
9/7/2010	<0.001	
4/29/2011	<0.001	
10/28/2011	<0.001	
5/2/2012	<0.001	
11/9/2012	<0.001	
5/8/2013	0.0003	
11/6/2013	<0.001	
5/20/2014	<0.001	
11/8/2014	<0.001	
5/22/2015	<0.001	
11/9/2015	<0.001	
4/6/2016	<0.001	
6/15/2016	<0.001	
8/10/2016	<0.001	
10/4/2016	<0.001	
11/29/2016	<0.001	
2/7/2017	<0.001	
4/4/2017	<0.001	
6/20/2017	<0.001	
10/5/2017	<0.001	
3/20/2018	<0.001	
10/2/2018	<0.001	
3/26/2019	<0.001	
9/10/2019	0.00021 (J)	
3/18/2020	<0.001	
9/9/2020	<0.001	
4/1/2021	<0.001	
8/11/2021	<0.001	
2/15/2022	<0.001	
8/25/2022	<0.001	
2/28/2023		<0.001

Prediction Limit

Constituent: Thallium, Total (mg/L) Analysis Run 5/17/2023 1:07 PM View: Appendix I - Intravel

Plant Scherer Client: Southern Company Data: Scherer Cell 1-CCR

	GWA-17	GWA-17
5/8/2010	<0.001	
6/16/2010	<0.001	
7/26/2010	<0.001	
9/7/2010	<0.001	
4/29/2011	<0.001	
10/28/2011	<0.001	
5/2/2012	<0.001	
11/9/2012	<0.001	
5/8/2013	<0.001	
11/6/2013	<0.001	
5/20/2014	<0.001	
11/8/2014	<0.001	
5/22/2015	<0.001	
11/9/2015	<0.001	
4/6/2016	<0.001	
6/15/2016	<0.001	
8/10/2016	<0.001	
10/5/2016	<0.001	
11/29/2016	<0.001	
2/7/2017	<0.001	
4/4/2017	<0.001	
6/20/2017	<0.001	
10/5/2017	<0.001	
3/20/2018	<0.001	
10/2/2018	<0.001	
3/26/2019	<0.001	
9/10/2019	0.00023 (J)	
3/18/2020	<0.001	
9/9/2020	<0.001	
4/1/2021	<0.001	
8/11/2021	<0.001	
2/15/2022	<0.001	
8/24/2022	<0.001	
2/28/2023		<0.001

Prediction Limit

Constituent: Thallium, Total (mg/L) Analysis Run 5/17/2023 1:07 PM View: Appendix I - Intravel

Plant Scherer Client: Southern Company Data: Scherer Cell 1-CCR

	GWC-1	GWC-1
5/11/2010	<0.001	
6/17/2010	<0.001	
7/27/2010	<0.001	
9/9/2010	<0.001	
4/28/2011	<0.001	
10/29/2011	<0.001	
5/3/2012	<0.001	
11/9/2012	<0.001	
5/9/2013	<0.001	
11/5/2013	<0.001	
5/23/2014	<0.001	
11/13/2014	<0.001	
5/23/2015	<0.001	
11/11/2015	<0.001	
4/12/2016	<0.001	
6/16/2016	<0.001	
8/11/2016	<0.001	
10/4/2016	<0.001	
11/30/2016	<0.001	
2/7/2017	<0.001	
4/5/2017	<0.001	
6/20/2017	<0.001	
10/4/2017	<0.001	
3/20/2018	<0.001	
10/2/2018	<0.001	
3/26/2019	<0.001	
9/10/2019	<0.001	
3/18/2020	0.00049 (J)	
9/9/2020	<0.001	
4/1/2021	0.00027 (J)	
8/18/2021	<0.001	
2/15/2022	<0.001	
8/24/2022	<0.001	
2/27/2023		<0.001

Prediction Limit

Constituent: Thallium, Total (mg/L) Analysis Run 5/17/2023 1:07 PM View: Appendix I - Intravel
Plant Scherer Client: Southern Company Data: Scherer Cell 1-CCR

	GWC-19	GWC-19
5/11/2010	<0.001	
6/16/2010	<0.001	
7/27/2010	<0.001	
9/7/2010	<0.001	
4/29/2011	<0.001	
10/28/2011	<0.001	
5/2/2012	<0.001	
11/9/2012	<0.001	
5/9/2013	<0.001	
11/6/2013	<0.001	
5/22/2014	<0.001	
11/8/2014	<0.001	
5/23/2015	<0.001	
11/10/2015	<0.001	
4/11/2016	<0.001	
6/16/2016	<0.001	
8/11/2016	<0.001	
10/5/2016	<0.001	
11/29/2016	<0.001	
2/8/2017	<0.001	
4/5/2017	<0.001	
6/21/2017	<0.001	
10/5/2017	<0.001	
3/20/2018	<0.001	
10/2/2018	<0.001	
3/26/2019	<0.001	
9/12/2019	<0.001	
3/19/2020	<0.001	
9/9/2020	<0.001	
4/5/2021	0.00032 (J)	
8/11/2021	<0.001	
2/16/2022	<0.001	
8/25/2022	<0.001	
2/28/2023		<0.001

Prediction Limit

Constituent: Thallium, Total (mg/L) Analysis Run 5/17/2023 1:07 PM View: Appendix I - Intravel
Plant Scherer Client: Southern Company Data: Scherer Cell 1-CCR

	GWC-2	GWC-2
5/11/2010	<0.001	
6/19/2010	<0.001	
7/27/2010	<0.001	
9/9/2010	<0.001	
4/28/2011	<0.001	
10/28/2011	<0.001	
5/3/2012	<0.001	
11/9/2012	<0.001	
5/9/2013	<0.001	
11/5/2013	<0.001	
5/22/2014	<0.001	
11/13/2014	<0.001	
5/24/2015	<0.001	
11/11/2015	<0.001	
4/12/2016	<0.001	
6/16/2016	<0.001	
8/11/2016	<0.001	
10/4/2016	<0.001	
11/30/2016	<0.001	
2/7/2017	<0.001	
4/6/2017	<0.001	
6/20/2017	<0.001	
10/4/2017	<0.001	
3/20/2018	<0.001	
10/2/2018	<0.001	
3/26/2019	<0.001	
9/10/2019	<0.001	
3/18/2020	0.00025 (J)	
9/9/2020	<0.001	
4/1/2021	<0.001	
8/12/2021	<0.001	
2/15/2022	<0.001	
8/26/2022	<0.001	
2/27/2023		<0.001

Prediction Limit

Constituent: Thallium, Total (mg/L) Analysis Run 5/17/2023 1:07 PM View: Appendix I - Intravel
Plant Scherer Client: Southern Company Data: Scherer Cell 1-CCR

	GWC-4	GWC-4
5/11/2010	<0.001	
6/17/2010	<0.001	
7/28/2010	<0.001	
9/8/2010	<0.001	
4/28/2011	<0.001	
10/29/2011	<0.001	
5/3/2012	<0.001	
11/10/2012	<0.001	
5/10/2013	<0.001	
11/6/2013	<0.001	
5/22/2014	<0.001	
11/9/2014	<0.001	
5/22/2015	<0.001	
11/11/2015	<0.001	
4/12/2016	<0.001	
6/20/2016	<0.001	
8/12/2016	<0.001	
10/6/2016	<0.001	
11/30/2016	<0.001	
2/8/2017	<0.001	
4/6/2017	<0.001	
6/22/2017	<0.001	
10/6/2017	<0.001	
3/21/2018	<0.001	
10/3/2018	<0.001	
3/26/2019	<0.001	
9/10/2019	<0.001	
3/19/2020	0.00036 (J)	
9/10/2020	<0.001	
4/2/2021	<0.001	
8/12/2021	<0.001	
2/15/2022	<0.001	
8/25/2022	<0.001	
2/27/2023		<0.001

Prediction Limit

Constituent: Thallium, Total (mg/L) Analysis Run 5/17/2023 1:07 PM View: Appendix I - Intravel
Plant Scherer Client: Southern Company Data: Scherer Cell 1-CCR

	GWC-5	GWC-5
5/11/2010	<0.001	
6/18/2010	<0.001	
7/27/2010	<0.001	
9/9/2010	<0.001	
4/29/2011	<0.001	
10/28/2011	<0.001	
5/4/2012	<0.001	
11/10/2012	<0.001	
5/9/2013	<0.001	
11/6/2013	<0.001	
5/22/2014	<0.001	
11/9/2014	<0.001	
5/24/2015	<0.001	
11/11/2015	<0.001	
4/19/2016	<0.001	
6/22/2016	<0.001	
8/16/2016	<0.001	
10/6/2016	<0.001	
12/1/2016	<0.001	
2/9/2017	<0.001	
4/6/2017	<0.001	
6/21/2017	<0.001	
10/5/2017	<0.001	
3/22/2018	<0.001	
10/3/2018	<0.001	
3/27/2019	<0.001	
9/11/2019	<0.001	
3/18/2020	<0.001	
9/9/2020	<0.001	
4/1/2021	<0.001	
8/12/2021	0.00037 (J)	
2/15/2022	<0.001	
8/25/2022	<0.001	
2/28/2023		<0.001

Prediction Limit

Constituent: Thallium, Total (mg/L) Analysis Run 5/17/2023 1:07 PM View: Appendix I - Intravel
Plant Scherer Client: Southern Company Data: Scherer Cell 1-CCR

	GWC-6	GWC-6
5/11/2010	<0.001	
6/18/2010	<0.001	
7/27/2010	<0.001	
9/9/2010	<0.001	
4/30/2011	<0.001	
10/29/2011	<0.001	
5/4/2012	<0.001	
11/10/2012	<0.001	
5/9/2013	<0.001	
11/7/2013	<0.001	
5/21/2014	<0.001	
11/9/2014	<0.001	
5/24/2015	<0.001	
11/11/2015	<0.001	
4/12/2016	<0.001	
6/20/2016	<0.001	
8/12/2016	<0.001	
10/6/2016	<0.001	
11/30/2016	<0.001	
2/9/2017	<0.001	
4/6/2017	<0.001	
6/21/2017	<0.001	
10/6/2017	<0.001	
3/21/2018	<0.001	
10/3/2018	<0.001	
3/26/2019	<0.001	
9/11/2019	<0.001	
3/18/2020	<0.001	
9/10/2020	<0.001	
4/5/2021	0.0003 (J)	
8/11/2021	0.0002 (J)	
2/15/2022	<0.001	
8/25/2022	<0.001	
2/27/2023		<0.001

Prediction Limit

Constituent: Thallium, Total (mg/L) Analysis Run 5/17/2023 1:07 PM View: Appendix I - Intravel
Plant Scherer Client: Southern Company Data: Scherer Cell 1-CCR

	GWC-7	GWC-7
5/10/2010	<0.001	
6/18/2010	<0.001	
7/28/2010	<0.001	
9/9/2010	<0.001	
4/30/2011	<0.001	
10/29/2011	0.00027	
5/4/2012	<0.001	
11/10/2012	<0.001	
5/9/2013	<0.001	
11/7/2013	0.00026	
5/21/2014	<0.001	
11/12/2014	<0.001	
5/24/2015	<0.001	
11/11/2015	<0.001	
4/13/2016	<0.001 (D)	
6/20/2016	<0.001	
8/15/2016	<0.001	
10/6/2016	<0.001	
12/1/2016	<0.001	
2/9/2017	<0.001	
4/7/2017	<0.001	
6/22/2017	<0.001	
10/6/2017	<0.001	
3/22/2018	<0.001	
10/4/2018	<0.001	
3/27/2019	<0.001	
9/11/2019	<0.001	
3/19/2020	<0.001	
9/10/2020	0.00019 (J)	
4/1/2021	<0.001	
8/11/2021	0.00043 (J)	
2/15/2022	<0.001	
8/25/2022	<0.001	
2/27/2023		<0.001

Prediction Limit

Constituent: Thallium, Total (mg/L) Analysis Run 5/17/2023 1:07 PM View: Appendix I - Intravel

Plant Scherer Client: Southern Company Data: Scherer Cell 1-CCR

	GWC-8A	GWC-8A
5/10/2010	<0.001	
6/19/2010	<0.001	
7/28/2010	<0.001	
9/8/2010	<0.001	
4/30/2011	<0.001	
10/27/2011	<0.001	
5/4/2012	<0.001	
11/11/2012	<0.001	
5/10/2013	<0.001	
11/7/2013	<0.001	
5/21/2014	<0.001	
11/13/2014	<0.001	
5/23/2015	<0.001	
11/11/2015	<0.001	
4/19/2016	<0.001	
10/10/2016	<0.001	
12/1/2016	<0.001	
2/9/2017	<0.001	
4/7/2017	<0.001	
6/21/2017	<0.001	
8/15/2017	<0.001	
9/1/2017	<0.001	
10/9/2017	<0.001	
3/22/2018	<0.001	
10/4/2018	<0.001	
3/27/2019	<0.001	
9/11/2019	<0.001	
3/18/2020	<0.001	
9/9/2020	<0.001	
4/5/2021	0.00081 (J)	
8/12/2021	0.00043 (J)	
2/15/2022	<0.001	
8/25/2022	<0.001	
2/27/2023		<0.001

Prediction Limit

Constituent: Thallium, Total (mg/L) Analysis Run 5/17/2023 1:07 PM View: Appendix I - Intravel
Plant Scherer Client: Southern Company Data: Scherer Cell 1-CCR

	GWC-9	GWC-9
5/10/2010	<0.001	
6/16/2010	<0.001	
7/27/2010	<0.001	
9/8/2010	<0.001	
4/29/2011	<0.001	
10/27/2011	<0.001	
5/3/2012	<0.001	
11/11/2012	<0.001	
5/9/2013	<0.001	
11/6/2013	<0.001	
5/21/2014	<0.001	
11/12/2014	<0.001	
5/23/2015	<0.001	
11/12/2015	<0.001	
4/13/2016	<0.001 (D)	
6/22/2016	<0.001	
8/15/2016	<0.001	
10/6/2016	<0.001	
12/1/2016	<0.001	
2/8/2017	<0.001	
4/6/2017	<0.001	
6/21/2017	<0.001	
10/5/2017	<0.001	
3/21/2018	<0.001	
10/2/2018	<0.001	
3/27/2019	<0.001	
9/11/2019	<0.001	
3/18/2020	<0.001	
9/9/2020	<0.001	
4/1/2021	<0.001	
8/12/2021	0.00016 (J)	
2/15/2022	<0.001	
8/25/2022	<0.001	
2/27/2023		<0.001

Prediction Limit

Constituent: Vanadium (mg/L) Analysis Run 5/17/2023 1:07 PM View: Appendix I - Intrawell
Plant Scherer Client: Southern Company Data: Scherer Cell 1-CCR

	GWA-15	GWA-15
5/9/2010	<0.001	
6/18/2010	<0.001	
7/28/2010	<0.001	
9/9/2010	<0.001	
4/30/2011	<0.001	
10/28/2011	<0.001	
5/2/2012	<0.001	
11/9/2012	<0.001	
5/8/2013	<0.001	
11/5/2013	<0.001	
5/20/2014	<0.001	
11/12/2014	0.0035 (J)	
5/22/2015	<0.001	
11/11/2015	<0.001	
4/6/2016	<0.001	
10/4/2016	0.0031	
4/4/2017	<0.001	
10/4/2017	0.0021 (J)	
3/20/2018	<0.001 (D)	
10/2/2018	<0.001	
3/26/2019	<0.001	
9/10/2019	0.0022	
3/18/2020	0.0011	
9/9/2020	<0.001	
4/1/2021	<0.001	
8/11/2021	<0.001	
2/15/2022	<0.001	
8/25/2022	<0.001	
2/28/2023		0.0011

Prediction Limit

Constituent: Vanadium (mg/L) Analysis Run 5/17/2023 1:07 PM View: Appendix I - IntraWell

Plant Scherer Client: Southern Company Data: Scherer Cell 1-CCR

	GWA-16	GWA-16
5/9/2010	0.0049 (J)	
6/16/2010	0.0054 (J)	
7/27/2010	0.0055 (J)	
9/7/2010	0.005 (J)	
4/29/2011	0.005 (J)	
10/28/2011	0.0081 (J)	
5/2/2012	0.0059 (J)	
11/9/2012	0.0062 (J)	
5/8/2013	0.0079 (J)	
11/6/2013	0.0068 (J)	
5/20/2014	0.0074 (J)	
11/8/2014	0.0097 (J)	
5/22/2015	0.0085 (J)	
11/9/2015	<0.01	
4/6/2016	0.00726 (J)	
10/4/2016	0.013	
4/4/2017	0.0046	
10/5/2017	0.0071	
3/20/2018	0.0067	
10/2/2018	0.0069	
3/26/2019	0.007	
9/10/2019	0.01	
3/18/2020	0.0078	
9/9/2020	0.0072	
4/1/2021	0.0078	
8/11/2021	0.0082	
2/15/2022	0.0077	
8/25/2022	0.0079	
2/28/2023		0.0087

Prediction Limit

Constituent: Vanadium (mg/L) Analysis Run 5/17/2023 1:07 PM View: Appendix I - Intrawell
Plant Scherer Client: Southern Company Data: Scherer Cell 1-CCR

	GWA-17	GWA-17
5/8/2010	0.0024 (J)	
6/16/2010	0.002 (J)	
7/26/2010	<0.01	
9/7/2010	0.0026 (J)	
4/29/2011	0.0036 (J)	
10/28/2011	<0.01	
5/2/2012	0.003 (J)	
11/9/2012	0.0081 (J)	
5/8/2013	<0.01	
11/6/2013	0.0032 (J)	
5/20/2014	0.0036 (J)	
11/8/2014	0.0065 (J)	
5/22/2015	<0.01	
11/9/2015	0.0047 (J)	
4/6/2016	0.00424 (J)	
10/5/2016	0.0049	
4/4/2017	0.0048	
10/5/2017	0.0024 (J)	
3/20/2018	0.0041	
10/2/2018	0.004	
3/26/2019	0.0051	
9/10/2019	0.0091	
3/18/2020	0.0051	
9/9/2020	0.0053	
4/1/2021	0.005	
8/11/2021	0.0055	
2/15/2022	0.0052	
8/24/2022	0.0051	
2/28/2023		0.0057

Prediction Limit

Constituent: Vanadium (mg/L) Analysis Run 5/17/2023 1:07 PM View: Appendix I - Intravel
Plant Scherer Client: Southern Company Data: Scherer Cell 1-CCR

	GWC-1	GWC-1
5/11/2010	0.012	
6/17/2010	0.0082 (J)	
7/27/2010	0.0096 (J)	
9/9/2010	0.0098 (J)	
4/28/2011	0.0085 (J)	
10/29/2011	0.011	
5/3/2012	0.013	
11/9/2012	0.013	
5/9/2013	0.012	
11/5/2013	0.015	
5/23/2014	0.015	
11/13/2014	0.02	
5/23/2015	0.018	
11/11/2015	0.018	
4/12/2016	0.0173	
10/4/2016	0.021	
4/5/2017	0.017	
10/4/2017	0.02	
3/20/2018	0.016	
10/2/2018	0.017	
3/26/2019	0.017	
9/10/2019	0.02	
3/18/2020	0.02	
9/9/2020	0.018	
4/1/2021	0.019	
8/18/2021	0.018	
2/15/2022	0.018	
8/24/2022	0.017	
2/27/2023		0.019

Prediction Limit

Constituent: Vanadium (mg/L) Analysis Run 5/17/2023 1:07 PM View: Appendix I - Intrawell
Plant Scherer Client: Southern Company Data: Scherer Cell 1-CCR

	GWC-10	GWC-10
5/10/2010	0.011	
6/16/2010	0.01	
7/28/2010	0.011	
9/8/2010	0.011	
4/29/2011	0.01	
10/27/2011	0.014	
5/4/2012	0.0096 (J)	
11/11/2012	0.011	
5/9/2013	0.011	
11/5/2013	0.013	
5/21/2014	0.012	
11/12/2014	0.016	
5/23/2015	0.011	
11/12/2015	0.0053 (J)	
4/13/2016	0.0124 (D)	
10/5/2016	0.013	
4/6/2017	0.013	
10/5/2017	0.015	
3/21/2018	0.012	
10/2/2018	0.012	
3/27/2019	0.012	
9/11/2019	0.017	
3/18/2020	0.013	
9/9/2020	0.012	
4/1/2021	0.013	
10/18/2021	0.013	
2/15/2022	0.012	
8/25/2022	0.011	
2/21/2023		0.012

Prediction Limit

Constituent: Vanadium (mg/L) Analysis Run 5/17/2023 1:07 PM View: Appendix I - Intrawell
Plant Scherer Client: Southern Company Data: Scherer Cell 1-CCR

	GWC-11	GWC-11
5/10/2010	0.009 (J)	
6/16/2010	0.0089 (J)	
7/27/2010	0.0089 (J)	
9/8/2010	0.009 (J)	
4/29/2011	0.0082 (J)	
10/27/2011	0.009 (J)	
5/4/2012	0.0091 (J)	
11/10/2012	0.0096 (J)	
5/9/2013	0.01	
11/6/2013	0.01	
5/20/2014	0.011	
11/12/2014	0.012	
5/24/2015	0.012	
11/12/2015	<0.01	
4/13/2016	0.00976 (JD)	
10/5/2016	0.013	
4/6/2017	0.011	
10/5/2017	0.013	
3/21/2018	0.0098	
10/2/2018	0.01	
3/27/2019	0.012	
9/11/2019	0.015	
3/18/2020	0.011	
9/10/2020	0.01	
4/1/2021	0.011	
8/11/2021	0.011	
2/16/2022	0.0099	
8/25/2022	0.0099	
2/27/2023		0.012

Prediction Limit

Constituent: Vanadium (mg/L) Analysis Run 5/17/2023 1:07 PM View: Appendix I - Intrawell
Plant Scherer Client: Southern Company Data: Scherer Cell 1-CCR

	GWC-12	GWC-12
5/9/2010	<0.001	
6/18/2010	<0.001	
7/27/2010	<0.001	
9/8/2010	<0.001	
4/29/2011	<0.001	
10/28/2011	<0.001	
5/3/2012	<0.001	
11/10/2012	<0.001	
5/9/2013	<0.001	
11/6/2013	<0.001	
5/20/2014	<0.001	
11/12/2014	0.0032 (J)	
5/23/2015	<0.001	
11/12/2015	<0.001	
4/13/2016	<0.001 (D)	
10/5/2016	<0.001	
4/5/2017	<0.001	
10/5/2017	0.0022 (J)	
3/21/2018	<0.0014 (JX)	
10/2/2018	<0.001	
3/26/2019	0.0029	
9/11/2019	0.0052	
3/18/2020	<0.001	
9/10/2020	<0.001	
4/1/2021	<0.001	
8/11/2021	<0.001	
2/16/2022	<0.001	
8/26/2022	<0.001	
2/27/2023		0.0014

Prediction Limit

Constituent: Vanadium (mg/L) Analysis Run 5/17/2023 1:07 PM View: Appendix I - Intrawell
Plant Scherer Client: Southern Company Data: Scherer Cell 1-CCR

	GWC-13	GWC-13
5/9/2010	<0.0014	
6/18/2010	<0.0014	
7/29/2010	<0.0014	
9/9/2010	<0.0014	
4/26/2011	<0.0014	
10/28/2011	<0.0014	
5/4/2012	<0.0014	
11/11/2012	<0.0014	
5/8/2013	0.0039 (J)	
11/7/2013	<0.0014	
5/20/2014	<0.0014	
11/12/2014	0.004 (J)	
5/24/2015	<0.0014	
11/12/2015	<0.0014	
4/13/2016	<0.0014 (D)	
10/7/2016	<0.0014	
4/6/2017	<0.0014	
10/6/2017	0.0032	
3/22/2018	<0.0014	
10/3/2018	<0.0014	
3/26/2019	0.0041	
9/11/2019	0.0062	
3/18/2020	0.001	
9/10/2020	0.0011	
4/6/2021	0.0028	
8/11/2021	0.0013	
2/16/2022	0.0011	
8/26/2022	0.0016	
2/27/2023		0.0021

Prediction Limit

Constituent: Vanadium (mg/L) Analysis Run 5/17/2023 1:07 PM View: Appendix I - IntraWell
Plant Scherer Client: Southern Company Data: Scherer Cell 1-CCR

	GWC-14	GWC-14
5/9/2010	<0.001	
6/18/2010	<0.001	
7/28/2010	<0.001	
9/9/2010	<0.001	
4/30/2011	<0.001	
10/28/2011	<0.001	
5/3/2012	<0.001	
11/10/2012	<0.001	
5/8/2013	<0.001	
11/5/2013	<0.001	
5/20/2014	<0.001	
11/12/2014	<0.001	
5/24/2015	<0.001	
11/11/2015	<0.001	
4/13/2016	<0.001 (D)	
10/4/2016	0.0026	
4/6/2017	<0.001	
10/5/2017	0.0024 (J)	
3/20/2018	<0.001	
10/2/2018	<0.001	
3/26/2019	0.0034	
9/11/2019	0.0062	
3/18/2020	<0.001	
9/9/2020	<0.001	
4/1/2021	0.0013	
8/11/2021	0.0012	
2/16/2022	0.00091 (J)	
8/26/2022	0.0017	
2/27/2023		0.002

Prediction Limit

Constituent: Vanadium (mg/L) Analysis Run 5/17/2023 1:07 PM View: Appendix I - Intravel
Plant Scherer Client: Southern Company Data: Scherer Cell 1-CCR

	GWC-18	GWC-18
5/10/2010	0.0052 (J)	
6/16/2010	0.0059 (J)	
7/26/2010	0.0052 (J)	
9/7/2010	0.0056 (J)	
4/29/2011	0.005 (J)	
10/28/2011	0.0048 (J)	
5/2/2012	0.0057 (J)	
11/9/2012	0.0057 (J)	
5/8/2013	0.0069 (J)	
11/6/2013	0.0052 (J)	
5/23/2014	0.0081 (J)	
11/8/2014	0.01	
5/22/2015	0.0052 (J)	
11/10/2015	<0.01	
4/11/2016	0.00604 (J)	
10/5/2016	0.0075	
4/6/2017	0.0065	
10/5/2017	0.0052	
3/20/2018	0.0064	
10/2/2018	0.0064	
3/26/2019	0.0094	
9/11/2019	0.011	
3/18/2020	0.0075	
9/9/2020	0.007	
4/1/2021	0.0081	
8/11/2021	0.008	
2/16/2022	0.0066	
8/25/2022	0.007	
2/28/2023		0.0072

Prediction Limit

Constituent: Vanadium (mg/L) Analysis Run 5/17/2023 1:07 PM View: Appendix I - Intravel
Plant Scherer Client: Southern Company Data: Scherer Cell 1-CCR

	GWC-19	GWC-19
5/11/2010	0.0064 (J)	
6/16/2010	0.0061 (J)	
7/27/2010	0.006 (J)	
9/7/2010	0.0066 (J)	
4/29/2011	0.0066 (J)	
10/28/2011	0.0057 (J)	
5/2/2012	0.006 (J)	
11/9/2012	0.0073 (J)	
5/9/2013	0.0069 (J)	
11/6/2013	0.0077 (J)	
5/22/2014	0.0075 (J)	
11/8/2014	0.0081 (J)	
5/23/2015	0.01	
11/10/2015	0.0033 (J)	
4/11/2016	0.00756 (J)	
10/5/2016	0.0084	
4/5/2017	0.0086	
10/5/2017	0.0062	
3/20/2018	0.0072	
10/2/2018	0.0073	
3/26/2019	0.0094	
9/12/2019	0.0083	
3/19/2020	0.008	
9/9/2020	0.0071	
4/5/2021	0.0068	
8/11/2021	0.0076	
2/16/2022	0.0068	
8/25/2022	0.0068	
2/28/2023		0.0078

Prediction Limit

Constituent: Vanadium (mg/L) Analysis Run 5/17/2023 1:07 PM View: Appendix I - Intravel
Plant Scherer Client: Southern Company Data: Scherer Cell 1-CCR

	GWC-2	GWC-2
5/11/2010	0.0078 (J)	
6/19/2010	<0.01	
7/27/2010	0.0096 (J)	
9/9/2010	0.0095 (J)	
4/28/2011	0.01	
10/28/2011	0.014	
5/3/2012	0.013	
11/9/2012	0.012	
5/9/2013	0.012	
11/5/2013	0.014	
5/22/2014	0.013	
11/13/2014	0.016	
5/24/2015	0.014	
11/11/2015	0.014	
4/12/2016	0.0155	
10/4/2016	0.017	
4/6/2017	0.015	
10/4/2017	0.015	
3/20/2018	0.014	
10/2/2018	0.015	
3/26/2019	0.016	
9/10/2019	0.018	
3/18/2020	0.016	
9/9/2020	0.014	
4/1/2021	0.014	
8/12/2021	0.016	
2/15/2022	0.016	
8/26/2022	0.015	
2/27/2023		0.016

Prediction Limit

Constituent: Vanadium (mg/L) Analysis Run 5/17/2023 1:07 PM View: Appendix I - Intravel
Plant Scherer Client: Southern Company Data: Scherer Cell 1-CCR

	GWC-20	GWC-20
5/11/2010	0.014	
6/17/2010	0.014	
7/27/2010	0.016	
9/7/2010	0.017	
4/29/2011	0.015	
10/28/2011	0.016	
5/3/2012	0.016	
11/10/2012	0.018	
5/9/2013	0.019	
11/6/2013	0.019	
5/22/2014	0.018	
11/9/2014	0.02	
5/24/2015	0.016	
11/10/2015	0.01	
4/12/2016	0.019	
10/5/2016	<0.016	
4/6/2017	0.02	
10/5/2017	0.02	
3/21/2018	0.021	
10/3/2018	0.017	
3/26/2019	0.018	
9/12/2019	0.02	
3/19/2020	0.019	
9/10/2020	0.018	
4/5/2021	0.017	
8/11/2021	0.019	
2/16/2022	0.018	
8/25/2022	0.018	
2/28/2023		0.019

Prediction Limit

Constituent: Vanadium (mg/L) Analysis Run 5/17/2023 1:07 PM View: Appendix I - Intravel
Plant Scherer Client: Southern Company Data: Scherer Cell 1-CCR

	GWC-3	GWC-3
5/11/2010	0.0046 (J)	
6/17/2010	0.0046 (J)	
7/28/2010	0.019 (O)	
9/7/2010	0.0072 (J)	
4/29/2011	0.0052 (J)	
10/28/2011	0.0059 (J)	
5/3/2012	0.0049 (J)	
11/9/2012	0.007 (J)	
5/10/2013	0.0094 (J)	
11/6/2013	0.0059 (J)	
5/22/2014	0.0057 (J)	
11/9/2014	0.0069 (J)	
5/22/2015	0.006 (J)	
11/10/2015	0.011	
4/12/2016	0.00503 (JD)	
10/5/2016	<0.0072	
4/6/2017	0.0056	
10/5/2017	0.0061	
3/21/2018	0.0097	
10/3/2018	0.0053	
3/26/2019	0.0076	
9/10/2019	0.0078	
3/18/2020	0.0051	
9/10/2020	0.0061	
4/6/2021	0.0075	
8/12/2021	0.0087	
2/15/2022	0.0064	
8/25/2022	0.0072	
2/28/2023		0.0066

Prediction Limit

Constituent: Vanadium (mg/L) Analysis Run 5/17/2023 1:07 PM View: Appendix I - Intravel
Plant Scherer Client: Southern Company Data: Scherer Cell 1-CCR

	GWC-4	GWC-4
5/11/2010	0.0068 (J)	
6/17/2010	0.0079 (J)	
7/28/2010	0.0077 (J)	
9/8/2010	0.0077 (J)	
4/28/2011	0.0099 (J)	
10/29/2011	0.006 (J)	
5/3/2012	0.0084 (J)	
11/10/2012	0.0061 (J)	
5/10/2013	0.009 (J)	
11/6/2013	0.0089 (J)	
5/22/2014	0.0084 (J)	
11/9/2014	0.0076 (J)	
5/22/2015	0.011	
11/11/2015	0.0034 (J)	
4/12/2016	0.00654 (J)	
10/6/2016	<0.0086	
4/6/2017	0.0073	
10/6/2017	0.0087	
3/21/2018	0.0058	
10/3/2018	0.006	
3/26/2019	0.011	
9/10/2019	0.0086	
3/19/2020	0.0065	
9/10/2020	0.0068	
4/2/2021	0.0081	
8/12/2021	0.007	
2/15/2022	0.0059	
8/25/2022	0.0059	
2/27/2023		0.0056

Prediction Limit

Constituent: Vanadium (mg/L) Analysis Run 5/17/2023 1:07 PM View: Appendix I - IntraWell
Plant Scherer Client: Southern Company Data: Scherer Cell 1-CCR

	GWC-5	GWC-5
5/11/2010	0.0038 (J)	
6/18/2010	0.0044 (J)	
7/27/2010	0.0054 (J)	
9/9/2010	0.0053 (J)	
4/29/2011	0.0039 (J)	
10/28/2011	<0.0025	
5/4/2012	<0.0025	
11/10/2012	0.0035 (J)	
5/9/2013	0.004 (J)	
11/6/2013	0.0034 (J)	
5/22/2014	0.0047 (J)	
11/9/2014	0.0067 (J)	
5/24/2015	0.0033 (J)	
11/11/2015	<0.0025	
4/19/2016	<0.0025	
10/6/2016	<0.0025	
4/6/2017	0.0018 (J)	
10/5/2017	<0.0025	
3/22/2018	0.0018 (J)	
10/3/2018	0.0018 (J)	
3/27/2019	0.002 (J)	
9/11/2019	0.0047	
3/18/2020	0.002	
9/9/2020	0.002	
4/1/2021	0.0027	
8/12/2021	0.0021	
2/15/2022	0.0026	
8/25/2022	0.0026	
2/28/2023		0.003

Prediction Limit

Constituent: Vanadium (mg/L) Analysis Run 5/17/2023 1:07 PM View: Appendix I - Intravel
Plant Scherer Client: Southern Company Data: Scherer Cell 1-CCR

	GWC-6	GWC-6
5/11/2010	0.0055	
6/18/2010	0.0071 (J)	
7/27/2010	0.0085 (J)	
9/9/2010	0.0088 (J)	
4/30/2011	0.0094 (J)	
10/29/2011	0.009 (J)	
5/4/2012	0.0084 (J)	
11/10/2012	0.0089 (J)	
5/9/2013	0.0071 (J)	
11/7/2013	0.0094 (J)	
5/21/2014	0.0082 (J)	
11/9/2014	0.013	
5/24/2015	0.009 (J)	
11/11/2015	0.0052	
4/12/2016	0.00896 (J)	
10/6/2016	<0.009	
4/6/2017	0.0089	
10/6/2017	0.011	
3/21/2018	0.0077	
10/3/2018	0.0081	
3/26/2019	0.012	
9/11/2019	0.012	
3/18/2020	0.0099	
9/10/2020	0.0094	
4/5/2021	0.0091	
8/11/2021	0.0099	
2/15/2022	0.0094	
8/25/2022	0.011	
2/27/2023		0.0097

Prediction Limit

Constituent: Vanadium (mg/L) Analysis Run 5/17/2023 1:07 PM View: Appendix I - Intravel
Plant Scherer Client: Southern Company Data: Scherer Cell 1-CCR

	GWC-7	GWC-7
5/10/2010	0.011	
6/18/2010	0.017	
7/28/2010	0.012	
9/9/2010	0.013	
4/30/2011	0.012	
10/29/2011	0.013	
5/4/2012	0.012	
11/10/2012	0.012	
5/9/2013	0.013	
11/7/2013	0.014	
5/21/2014	0.013	
11/12/2014	0.015	
5/24/2015	0.015	
11/11/2015	0.0055 (J)	
4/13/2016	0.0127 (D)	
10/6/2016	<0.012	
4/7/2017	0.013	
10/6/2017	0.015	
3/22/2018	0.012	
10/4/2018	0.012	
3/27/2019	0.013	
9/11/2019	0.015	
3/19/2020	0.014	
9/10/2020	0.014	
4/1/2021	0.014	
8/11/2021	0.013	
2/15/2022	0.013	
8/25/2022	0.014	
2/27/2023		0.014

Prediction Limit

Constituent: Vanadium (mg/L) Analysis Run 5/17/2023 1:07 PM View: Appendix I - IntraWell
Plant Scherer Client: Southern Company Data: Scherer Cell 1-CCR

	GWC-8A	GWC-8A
5/10/2010	0.013	
6/19/2010	0.0075 (J)	
7/28/2010	0.01	
9/8/2010	0.038	
4/30/2011	0.053 (O)	
10/27/2011	0.016	
5/4/2012	0.018	
11/11/2012	0.025	
5/10/2013	0.09 (O)	
11/7/2013	0.02	
5/21/2014	0.016	
11/13/2014	0.065 (O)	
5/23/2015	0.032	
11/11/2015	0.033	
4/19/2016	0.0233	
10/10/2016	0.019 (D)	
4/7/2017	0.0044	
10/9/2017	0.0047	
3/22/2018	0.0043	
10/4/2018	<0.001	
3/27/2019	0.003	
9/11/2019	0.0042	
3/18/2020	0.0031	
9/9/2020	<0.001	
4/5/2021	0.0023	
8/12/2021	<0.001	
2/15/2022	0.00079 (J)	
8/25/2022	0.0023	
2/27/2023		0.0019

Prediction Limit

Constituent: Vanadium (mg/L) Analysis Run 5/17/2023 1:07 PM View: Appendix I - Intravel
Plant Scherer Client: Southern Company Data: Scherer Cell 1-CCR

	GWC-9	GWC-9
5/10/2010	0.0097 (J)	
6/16/2010	0.01	
7/27/2010	0.012	
9/8/2010	0.013	
4/29/2011	0.0097 (J)	
10/27/2011	0.015	
5/3/2012	0.017	
11/11/2012	0.017	
5/9/2013	0.014	
11/6/2013	0.019	
5/21/2014	0.016	
11/12/2014	0.022	
5/23/2015	0.016	
11/12/2015	0.015	
4/13/2016	0.0144 (D)	
10/6/2016	<0.02	
4/6/2017	0.016	
10/5/2017	0.024	
3/21/2018	0.018	
10/2/2018	0.021	
3/27/2019	0.019	
9/11/2019	0.025	
3/18/2020	0.012	
9/9/2020	0.022	
4/1/2021	0.0095	
8/12/2021	0.02	
2/15/2022	0.017	
8/25/2022	0.025	
2/27/2023		0.018

Prediction Limit

Constituent: Zinc (mg/L) Analysis Run 5/17/2023 1:07 PM View: Appendix I - IntraWell
Plant Scherer Client: Southern Company Data: Scherer Cell 1-CCR

	GWA-15	GWA-15
5/9/2010	<0.015	
6/18/2010	<0.015	
7/28/2010	<0.015	
9/9/2010	<0.015	
4/30/2011	<0.015	
10/28/2011	<0.015	
5/2/2012	<0.015	
11/9/2012	<0.015	
5/8/2013	<0.015	
11/5/2013	<0.015	
5/20/2014	<0.015	
11/12/2014	<0.015	
5/22/2015	<0.015	
11/11/2015	<0.015	
4/6/2016	<0.015	
10/4/2016	<0.015	
4/4/2017	<0.015	
10/4/2017	<0.015	
3/20/2018	<0.015 (D)	
10/2/2018	<0.015	
3/26/2019	<0.015	
9/10/2019	0.006	
3/18/2020	<0.015	
9/9/2020	<0.015	
4/1/2021	<0.015	
8/11/2021	<0.015	
2/15/2022	<0.015	
8/25/2022	<0.015	
2/28/2023		<0.015

Prediction Limit

Constituent: Zinc (mg/L) Analysis Run 5/17/2023 1:07 PM View: Appendix I - IntraWell
Plant Scherer Client: Southern Company Data: Scherer Cell 1-CCR

	GWA-16	GWA-16
5/9/2010	<0.015	
6/16/2010	<0.015	
7/27/2010	<0.015	
9/7/2010	<0.015	
4/29/2011	<0.015	
10/28/2011	<0.015	
5/2/2012	<0.015	
11/9/2012	<0.015	
5/8/2013	<0.015	
11/6/2013	<0.015	
5/20/2014	<0.015	
11/8/2014	<0.015	
5/22/2015	<0.015	
11/9/2015	<0.015	
4/6/2016	<0.015	
10/4/2016	<0.015	
4/4/2017	<0.015	
10/5/2017	<0.015	
3/20/2018	<0.015	
10/2/2018	<0.015	
3/26/2019	<0.015	
9/10/2019	0.0047 (J)	
3/18/2020	<0.015	
9/9/2020	<0.015	
4/1/2021	<0.015	
8/11/2021	<0.015	
2/15/2022	<0.015	
8/25/2022	<0.015	
2/28/2023		<0.015

Prediction Limit

Constituent: Zinc (mg/L) Analysis Run 5/17/2023 1:07 PM View: Appendix I - Intrawell
Plant Scherer Client: Southern Company Data: Scherer Cell 1-CCR

	GWA-17	GWA-17
5/8/2010	<0.015	
6/16/2010	<0.015	
7/26/2010	<0.015	
9/7/2010	<0.015	
4/29/2011	<0.015	
10/28/2011	<0.015	
5/2/2012	<0.015	
11/9/2012	<0.015	
5/8/2013	<0.015	
11/6/2013	<0.015	
5/20/2014	<0.015	
11/8/2014	<0.015	
5/22/2015	<0.015	
11/9/2015	<0.015	
4/6/2016	0.00274 (J)	
10/5/2016	0.0073 (J)	
4/4/2017	<0.015	
10/5/2017	<0.015	
3/20/2018	<0.015	
10/2/2018	<0.015	
3/26/2019	<0.015	
9/10/2019	0.0084	
3/18/2020	<0.015	
9/9/2020	<0.015	
4/1/2021	<0.015	
8/11/2021	<0.015	
2/15/2022	<0.015	
8/24/2022	<0.015	
2/28/2023		<0.015

Prediction Limit

Constituent: Zinc (mg/L) Analysis Run 5/17/2023 1:07 PM View: Appendix I - Intrawell
Plant Scherer Client: Southern Company Data: Scherer Cell 1-CCR

	GWC-1	GWC-1
5/11/2010	<0.015	
6/17/2010	<0.015	
7/27/2010	<0.015	
9/9/2010	<0.015	
4/28/2011	<0.015	
10/29/2011	<0.015	
5/3/2012	<0.015	
11/9/2012	<0.015	
5/9/2013	<0.015	
11/5/2013	<0.015	
5/23/2014	<0.015	
11/13/2014	<0.015	
5/23/2015	<0.015	
11/11/2015	<0.015	
4/12/2016	<0.015	
10/4/2016	<0.015	
4/5/2017	<0.015	
10/4/2017	<0.015	
3/20/2018	<0.015	
10/2/2018	<0.015	
3/26/2019	<0.015	
9/10/2019	0.0038 (J)	
3/18/2020	<0.015	
9/9/2020	<0.015	
4/1/2021	<0.015	
8/18/2021	<0.015	
2/15/2022	<0.015	
8/24/2022	0.0039 (J)	
2/27/2023		<0.015

Prediction Limit

Constituent: Zinc (mg/L) Analysis Run 5/17/2023 1:07 PM View: Appendix I - IntraWell
Plant Scherer Client: Southern Company Data: Scherer Cell 1-CCR

	GWC-10	GWC-10
5/10/2010	<0.015	
6/16/2010	<0.015	
7/28/2010	<0.015	
9/8/2010	<0.015	
4/29/2011	<0.015	
10/27/2011	<0.015	
5/4/2012	<0.015	
11/11/2012	<0.015	
5/9/2013	<0.015	
11/5/2013	<0.015	
5/21/2014	<0.015	
11/12/2014	<0.015	
5/23/2015	<0.015	
11/12/2015	<0.015	
4/13/2016	<0.015 (D)	
10/5/2016	<0.015	
4/6/2017	<0.015	
10/5/2017	<0.015	
3/21/2018	<0.015	
10/2/2018	<0.015	
3/27/2019	<0.015	
9/11/2019	0.004 (J)	
3/18/2020	<0.015	
9/9/2020	<0.015	
4/1/2021	<0.015	
10/18/2021	<0.015	
2/15/2022	<0.015	
8/25/2022	<0.015	
2/21/2023		<0.015

Prediction Limit

Constituent: Zinc (mg/L) Analysis Run 5/17/2023 1:07 PM View: Appendix I - Intrawell
Plant Scherer Client: Southern Company Data: Scherer Cell 1-CCR

	GWC-11	GWC-11
5/10/2010	<0.015	
6/16/2010	<0.015	
7/27/2010	<0.015	
9/8/2010	<0.015	
4/29/2011	<0.015	
10/27/2011	<0.015	
5/4/2012	<0.015	
11/10/2012	<0.015	
5/9/2013	<0.015	
11/6/2013	<0.015	
5/20/2014	<0.015	
11/12/2014	<0.015	
5/24/2015	<0.015	
11/12/2015	<0.015	
4/13/2016	0.00241 (JD)	
10/5/2016	<0.015	
4/6/2017	<0.015	
10/5/2017	<0.015	
3/21/2018	0.007 (J)	
10/2/2018	0.022 (O)	
3/27/2019	<0.015	
9/11/2019	0.0072	
3/18/2020	<0.015	
9/10/2020	0.018	
4/1/2021	0.0034 (J)	
8/11/2021	<0.015	
2/16/2022	0.0034 (J)	
8/25/2022	<0.015	
2/27/2023		<0.015

Prediction Limit

Constituent: Zinc (mg/L) Analysis Run 5/17/2023 1:07 PM View: Appendix I - Intrawell
Plant Scherer Client: Southern Company Data: Scherer Cell 1-CCR

	GWC-12	GWC-12
5/9/2010	<0.015	
6/18/2010	<0.015	
7/27/2010	<0.015	
9/8/2010	<0.015	
4/29/2011	<0.015	
10/28/2011	<0.015	
5/3/2012	<0.015	
11/10/2012	<0.015	
5/9/2013	<0.015	
11/6/2013	<0.015	
5/20/2014	<0.015	
11/12/2014	<0.015	
5/23/2015	<0.015	
11/12/2015	<0.015	
4/13/2016	0.00409 (JD)	
10/5/2016	<0.015	
4/5/2017	<0.015	
10/5/2017	<0.015	
3/21/2018	<0.015 (D)	
10/2/2018	<0.015	
3/26/2019	<0.015	
9/11/2019	0.0065	
3/18/2020	0.005	
9/10/2020	0.0037 (J)	
4/1/2021	<0.015	
8/11/2021	<0.015	
2/16/2022	0.0032 (J)	
8/26/2022	<0.015	
2/27/2023		<0.015

Prediction Limit

Constituent: Zinc (mg/L) Analysis Run 5/17/2023 1:07 PM View: Appendix I - Intrawell
Plant Scherer Client: Southern Company Data: Scherer Cell 1-CCR

	GWC-13	GWC-13
5/9/2010	<0.015	
6/18/2010	<0.015	
7/29/2010	<0.015	
9/9/2010	<0.015	
4/26/2011	<0.015	
10/28/2011	<0.015	
5/4/2012	<0.015	
11/11/2012	<0.015	
5/8/2013	<0.015	
11/7/2013	<0.015	
5/20/2014	<0.015	
11/12/2014	<0.015	
5/24/2015	<0.015	
11/12/2015	<0.015	
4/13/2016	0.00289 (JD)	
10/7/2016	<0.015	
4/6/2017	<0.015	
10/6/2017	0.0071 (J)	
3/22/2018	<0.015	
10/3/2018	<0.015	
3/26/2019	<0.015	
9/11/2019	0.0085	
3/18/2020	0.0052	
9/10/2020	0.0038 (J)	
4/6/2021	0.004 (J)	
8/11/2021	<0.015	
2/16/2022	0.004 (J)	
8/26/2022	<0.015	
2/27/2023		<0.015

Prediction Limit

Constituent: Zinc (mg/L) Analysis Run 5/17/2023 1:07 PM View: Appendix I - Intrawell
Plant Scherer Client: Southern Company Data: Scherer Cell 1-CCR

	GWC-14	GWC-14
5/9/2010	<0.015	
6/18/2010	<0.015	
7/28/2010	<0.015	
9/9/2010	<0.015	
4/30/2011	<0.015	
10/28/2011	<0.015	
5/3/2012	<0.015	
11/10/2012	<0.015	
5/8/2013	<0.015	
11/5/2013	<0.015	
5/20/2014	<0.015	
11/12/2014	<0.015	
5/24/2015	<0.015	
11/11/2015	<0.015	
4/13/2016	<0.015 (D)	
10/4/2016	<0.015	
4/6/2017	<0.015	
10/5/2017	<0.015	
3/20/2018	<0.015	
10/2/2018	<0.015	
3/26/2019	<0.015	
9/11/2019	0.0038 (J)	
3/18/2020	<0.015	
9/9/2020	<0.015	
4/1/2021	<0.015	
8/11/2021	<0.015	
2/16/2022	<0.015	
8/26/2022	<0.015	
2/27/2023		<0.015

Prediction Limit

Constituent: Zinc (mg/L) Analysis Run 5/17/2023 1:07 PM View: Appendix I - Intrawell
Plant Scherer Client: Southern Company Data: Scherer Cell 1-CCR

	GWC-18	GWC-18
5/10/2010	<0.015	
6/16/2010	<0.015	
7/26/2010	<0.015	
9/7/2010	<0.015	
4/29/2011	<0.015	
10/28/2011	<0.015	
5/2/2012	<0.015	
11/9/2012	<0.015	
5/8/2013	<0.015	
11/6/2013	<0.015	
5/23/2014	<0.015	
11/8/2014	<0.015	
5/22/2015	<0.015	
11/10/2015	<0.015	
4/11/2016	<0.015	
10/5/2016	<0.015	
4/6/2017	<0.015	
10/5/2017	<0.015	
3/20/2018	<0.015	
10/2/2018	<0.015	
3/26/2019	<0.015	
9/11/2019	0.0077	
3/18/2020	<0.015	
9/9/2020	<0.015	
4/1/2021	<0.015	
8/11/2021	<0.015	
2/16/2022	<0.015	
8/25/2022	<0.015	
2/28/2023		<0.015

Prediction Limit

Constituent: Zinc (mg/L) Analysis Run 5/17/2023 1:07 PM View: Appendix I - Intrawell
Plant Scherer Client: Southern Company Data: Scherer Cell 1-CCR

	GWC-19	GWC-19
5/11/2010	<0.015	
6/16/2010	<0.015	
7/27/2010	<0.015	
9/7/2010	<0.015	
4/29/2011	<0.015	
10/28/2011	<0.015	
5/2/2012	<0.015	
11/9/2012	<0.015	
5/9/2013	<0.015	
11/6/2013	<0.015	
5/22/2014	<0.015	
11/8/2014	<0.015	
5/23/2015	<0.015	
11/10/2015	<0.015	
4/11/2016	<0.015	
10/5/2016	0.0085 (O)	
4/5/2017	<0.015	
10/5/2017	<0.015	
3/20/2018	<0.015	
10/2/2018	<0.015	
3/26/2019	<0.015	
9/12/2019	0.0059	
3/19/2020	<0.015	
9/9/2020	<0.015	
4/5/2021	<0.015	
8/11/2021	<0.015	
2/16/2022	<0.015	
8/25/2022	<0.015	
2/28/2023		<0.015

Prediction Limit

Constituent: Zinc (mg/L) Analysis Run 5/17/2023 1:07 PM View: Appendix I - Intrawell
Plant Scherer Client: Southern Company Data: Scherer Cell 1-CCR

	GWC-2	GWC-2
5/11/2010	<0.015	
6/19/2010	<0.015	
7/27/2010	<0.015	
9/9/2010	<0.015	
4/28/2011	<0.015	
10/28/2011	<0.015	
5/3/2012	<0.015	
11/9/2012	<0.015	
5/9/2013	<0.015	
11/5/2013	<0.015	
5/22/2014	<0.015	
11/13/2014	<0.015	
5/24/2015	<0.015	
11/11/2015	<0.015	
4/12/2016	<0.015	
10/4/2016	<0.015	
4/6/2017	<0.015	
10/4/2017	<0.015	
3/20/2018	<0.015	
10/2/2018	<0.015	
3/26/2019	<0.015	
9/10/2019	0.004 (J)	
3/18/2020	<0.015	
9/9/2020	<0.015	
4/1/2021	0.01	
8/12/2021	<0.015	
2/15/2022	<0.015	
8/26/2022	<0.015	
2/27/2023		<0.015

Prediction Limit

Constituent: Zinc (mg/L) Analysis Run 5/17/2023 1:07 PM View: Appendix I - IntraWell
Plant Scherer Client: Southern Company Data: Scherer Cell 1-CCR

	GWC-20	GWC-20
5/11/2010	<0.015	
6/17/2010	<0.015	
7/27/2010	<0.015	
9/7/2010	<0.015	
4/29/2011	<0.015	
10/28/2011	<0.015	
5/3/2012	<0.015	
11/10/2012	<0.015	
5/9/2013	<0.015	
11/6/2013	<0.015	
5/22/2014	<0.015	
11/9/2014	<0.015	
5/24/2015	<0.015	
11/10/2015	<0.015	
4/12/2016	<0.015	
10/5/2016	<0.015	
4/6/2017	<0.015	
10/5/2017	<0.015	
3/21/2018	<0.015	
10/3/2018	<0.015	
3/26/2019	<0.015	
9/12/2019	0.0065	
3/19/2020	<0.015	
9/10/2020	<0.015	
4/5/2021	<0.015	
8/11/2021	<0.015	
2/16/2022	<0.015	
8/25/2022	0.0063	
2/28/2023		<0.015

Prediction Limit

Constituent: Zinc (mg/L) Analysis Run 5/17/2023 1:07 PM View: Appendix I - Intrawell
Plant Scherer Client: Southern Company Data: Scherer Cell 1-CCR

	GWC-3	GWC-3
5/11/2010	0.018 (O)	
6/17/2010	<0.015	
7/28/2010	0.016 (O)	
9/7/2010	<0.015	
4/29/2011	<0.015	
10/28/2011	<0.015	
5/3/2012	<0.015	
11/9/2012	<0.015	
5/10/2013	<0.015	
11/6/2013	<0.015	
5/22/2014	<0.015	
11/9/2014	<0.015	
5/22/2015	<0.015	
11/10/2015	<0.015	
4/12/2016	<0.015 (D)	
10/5/2016	0.01 (O)	
4/6/2017	<0.015	
10/5/2017	<0.015	
3/21/2018	<0.015	
10/3/2018	<0.015	
3/26/2019	<0.015	
9/10/2019	0.0069	
3/18/2020	<0.015	
9/10/2020	<0.015	
4/6/2021	<0.015	
8/12/2021	0.0035 (J)	
2/15/2022	<0.015	
8/25/2022	<0.015	
2/28/2023		<0.015

Prediction Limit

Constituent: Zinc (mg/L) Analysis Run 5/17/2023 1:07 PM View: Appendix I - Intrawell
Plant Scherer Client: Southern Company Data: Scherer Cell 1-CCR

	GWC-4	GWC-4
5/11/2010	<0.015	
6/17/2010	<0.015	
7/28/2010	<0.015	
9/8/2010	<0.015	
4/28/2011	<0.015	
10/29/2011	<0.015	
5/3/2012	<0.015	
11/10/2012	<0.015	
5/10/2013	<0.015	
11/6/2013	<0.015	
5/22/2014	<0.015	
11/9/2014	<0.015	
5/22/2015	<0.015	
11/11/2015	<0.015	
4/12/2016	0.00203 (J)	
10/6/2016	<0.015	
4/6/2017	<0.015	
10/6/2017	<0.015	
3/21/2018	<0.015	
10/3/2018	<0.015	
3/26/2019	<0.015	
9/10/2019	0.006	
3/19/2020	<0.015	
9/10/2020	<0.015	
4/2/2021	<0.015	
8/12/2021	<0.015	
2/15/2022	<0.015	
8/25/2022	<0.015	
2/27/2023		<0.015

Prediction Limit

Constituent: Zinc (mg/L) Analysis Run 5/17/2023 1:07 PM View: Appendix I - IntraWell
Plant Scherer Client: Southern Company Data: Scherer Cell 1-CCR

	GWC-5	GWC-5
5/11/2010	<0.015	
6/18/2010	<0.015	
7/27/2010	<0.015	
9/9/2010	<0.015	
4/29/2011	<0.015	
10/28/2011	<0.015	
5/4/2012	<0.015	
11/10/2012	<0.015	
5/9/2013	<0.015	
11/6/2013	<0.015	
5/22/2014	<0.015	
11/9/2014	<0.015	
5/24/2015	<0.015	
11/11/2015	0.0089 (J)	
4/19/2016	0.0133 (O)	
10/6/2016	<0.015	
4/6/2017	0.0087 (J)	
10/5/2017	0.0078 (J)	
3/22/2018	0.0086 (J)	
10/3/2018	<0.015	
3/27/2019	<0.015	
9/11/2019	0.0074	
3/18/2020	0.0045 (J)	
9/9/2020	<0.015	
4/1/2021	<0.015	
8/12/2021	0.0034 (J)	
2/15/2022	0.0034 (J)	
8/25/2022	<0.015	
2/28/2023		<0.015

Prediction Limit

Constituent: Zinc (mg/L) Analysis Run 5/17/2023 1:07 PM View: Appendix I - IntraWell
Plant Scherer Client: Southern Company Data: Scherer Cell 1-CCR

	GWC-6	GWC-6
5/11/2010	<0.015	
6/18/2010	<0.015	
7/27/2010	<0.015	
9/9/2010	<0.015	
4/30/2011	<0.015	
10/29/2011	<0.015	
5/4/2012	<0.015	
11/10/2012	<0.015	
5/9/2013	<0.015	
11/7/2013	<0.015	
5/21/2014	<0.015	
11/9/2014	<0.015	
5/24/2015	<0.015	
11/11/2015	<0.015	
4/12/2016	<0.015	
10/6/2016	<0.015	
4/6/2017	<0.015	
10/6/2017	<0.015	
3/21/2018	<0.015	
10/3/2018	<0.015	
3/26/2019	<0.015	
9/11/2019	0.0062	
3/18/2020	<0.015	
9/10/2020	<0.015	
4/5/2021	<0.015	
8/11/2021	<0.015	
2/15/2022	<0.015	
8/25/2022	<0.015	
2/27/2023		<0.015

Prediction Limit

Constituent: Zinc (mg/L) Analysis Run 5/17/2023 1:07 PM View: Appendix I - Intrawell
Plant Scherer Client: Southern Company Data: Scherer Cell 1-CCR

	GWC-7	GWC-7
5/10/2010	<0.015	
6/18/2010	<0.015	
7/28/2010	<0.015	
9/9/2010	<0.015	
4/30/2011	<0.015	
10/29/2011	<0.015	
5/4/2012	<0.015	
11/10/2012	<0.015	
5/9/2013	<0.015	
11/7/2013	<0.015	
5/21/2014	<0.015	
11/12/2014	<0.015	
5/24/2015	<0.015	
11/11/2015	<0.015	
4/13/2016	<0.015 (D)	
10/6/2016	<0.015	
4/7/2017	<0.015	
10/6/2017	<0.015	
3/22/2018	<0.015	
10/4/2018	<0.015	
3/27/2019	<0.015	
9/11/2019	0.0074	
3/19/2020	<0.015	
9/10/2020	<0.015	
4/1/2021	<0.015	
8/11/2021	<0.015	
2/15/2022	0.0037 (J)	
8/25/2022	<0.015	
2/27/2023		<0.015

Prediction Limit

Constituent: Zinc (mg/L) Analysis Run 5/17/2023 1:07 PM View: Appendix I - IntraWell
Plant Scherer Client: Southern Company Data: Scherer Cell 1-CCR

	GWC-8A	GWC-8A
5/10/2010	<0.005	
6/19/2010	0.0081 (J)	
7/28/2010	0.017 (J)	
9/8/2010	0.085	
4/30/2011	0.13 (O)	
10/27/2011	0.03	
5/4/2012	0.029	
11/11/2012	0.046	
5/10/2013	0.23 (O)	
11/7/2013	0.028	
5/21/2014	0.015 (J)	
11/13/2014	0.13 (O)	
5/23/2015	0.059	
11/11/2015	0.079	
4/19/2016	0.0218	
10/10/2016	0.013 (J)	
4/7/2017	<0.005	
10/9/2017	<0.005	
3/22/2018	<0.005	
10/4/2018	<0.005	
3/27/2019	<0.005	
9/11/2019	0.0052	
3/18/2020	<0.005	
9/9/2020	<0.005	
4/5/2021	<0.005	
8/12/2021	<0.005	
2/15/2022	<0.005	
8/25/2022	<0.005	
2/27/2023		0.016

Prediction Limit

Constituent: Zinc (mg/L) Analysis Run 5/17/2023 1:07 PM View: Appendix I - Intrawell
Plant Scherer Client: Southern Company Data: Scherer Cell 1-CCR

	GWC-9	GWC-9
5/10/2010	<0.015	
6/16/2010	<0.015	
7/27/2010	<0.015	
9/8/2010	<0.015	
4/29/2011	<0.015	
10/27/2011	<0.015	
5/3/2012	<0.015	
11/11/2012	<0.015	
5/9/2013	<0.015	
11/6/2013	<0.015	
5/21/2014	<0.015	
11/12/2014	<0.015	
5/23/2015	<0.015	
11/12/2015	<0.015	
4/13/2016	<0.015 (D)	
10/6/2016	<0.015	
4/6/2017	<0.015	
10/5/2017	<0.015	
3/21/2018	<0.015	
10/2/2018	<0.015	
3/27/2019	<0.015	
9/11/2019	0.0037 (J)	
3/18/2020	<0.015	
9/9/2020	<0.015	
4/1/2021	<0.015	
8/12/2021	<0.015	
2/15/2022	<0.015	
8/25/2022	<0.015	
2/27/2023		<0.015

FIGURE G.

Appendix III Intrawell Prediction Limits - Significant Results

Plant Scherer Client: Southern Company Data: Scherer Cell 1-CCR Printed 5/17/2023, 1:16 PM

Constituent	Well	Upper Lim.	Lower Lim.	Date	Observ.	Sig.	Bg N	Bg Mean	Std. Dev.	%NDs	ND Adj.	Transform	Alpha	Method
Calcium (mg/L)	GWC-19	15.99	n/a	2/28/2023	18	Yes	15	11.46	1.718	0	None	No	0.0004426	Param Intra 1 of 2
Calcium (mg/L)	GWC-20	15.76	n/a	2/28/2023	16	Yes	19	184.5	25.79	0	None	x^2	0.0004426	Param Intra 1 of 2
Calcium (mg/L)	GWC-4	17.6	n/a	2/27/2023	26	Yes	19	13	1.856	0	None	No	0.0004426	Param Intra 1 of 2
Calcium (mg/L)	GWC-8A	45.47	n/a	2/27/2023	64	Yes	10	25.9	6.402	0	None	No	0.0004426	Param Intra 1 of 2
Chloride (mg/L)	GWC-7	3	n/a	2/27/2023	3.5	Yes	19	n/a	n/a	0	n/a	n/a	0.004832	NP Intra (normality) 1 of 2
Fluoride (mg/L)	GWC-18	0.1	n/a	2/28/2023	0.12	Yes	19	n/a	n/a	57.89	n/a	n/a	0.004832	NP Intra (NDs) 1 of 2
Sulfate (mg/L)	GWA-15	3.1	n/a	2/28/2023	3.5	Yes	19	n/a	n/a	42.11	n/a	n/a	0.004832	NP Intra (normality) 1 of 2
Sulfate (mg/L)	GWA-16	1	n/a	2/28/2023	1.4	Yes	19	n/a	n/a	94.74	n/a	n/a	0.004832	NP Intra (NDs) 1 of 2
Sulfate (mg/L)	GWA-17	1	n/a	2/28/2023	1.3	Yes	19	n/a	n/a	84.21	n/a	n/a	0.004832	NP Intra (NDs) 1 of 2
Sulfate (mg/L)	GWC-1	1.5	n/a	2/27/2023	1.6	Yes	19	n/a	n/a	42.11	n/a	n/a	0.004832	NP Intra (normality) 1 of 2
Sulfate (mg/L)	GWC-10	1.2	n/a	2/21/2023	4.7	Yes	11	n/a	n/a	27.27	n/a	n/a	0.01276	NP Intra (normality) 1 of 2
Sulfate (mg/L)	GWC-13	1.3	n/a	2/27/2023	1.6	Yes	18	n/a	n/a	55.56	n/a	n/a	0.005373	NP Intra (NDs) 1 of 2
Sulfate (mg/L)	GWC-14	1	n/a	2/27/2023	1.2	Yes	19	n/a	n/a	78.95	n/a	n/a	0.004832	NP Intra (NDs) 1 of 2
Sulfate (mg/L)	GWC-18	1	n/a	2/28/2023	1.2	Yes	19	n/a	n/a	84.21	n/a	n/a	0.004832	NP Intra (NDs) 1 of 2
Sulfate (mg/L)	GWC-2	1.1	n/a	2/27/2023	1.6	Yes	19	n/a	n/a	57.89	n/a	n/a	0.004832	NP Intra (NDs) 1 of 2
Sulfate (mg/L)	GWC-3	1.1	n/a	2/28/2023	4.7	Yes	19	n/a	n/a	57.89	n/a	n/a	0.004832	NP Intra (NDs) 1 of 2
Sulfate (mg/L)	GWC-4	6.288	n/a	2/27/2023	56	Yes	15	2.937	1.27	0	None	No	0.0004426	Param Intra 1 of 2
Sulfate (mg/L)	GWC-7	1	n/a	2/27/2023	1.4	Yes	19	n/a	n/a	78.95	n/a	n/a	0.004832	NP Intra (NDs) 1 of 2
Total Dissolved Solids (mg/L)	GWC-4	178.1	n/a	2/27/2023	240	Yes	19	123.4	22.1	0	None	No	0.0004426	Param Intra 1 of 2

Appendix III Intrawell Prediction Limits - All Results

Plant Scherer Client: Southern Company Data: Scherer Cell 1-CCR Printed 5/17/2023, 1:16 PM

Constituent	Well	Upper Lim.	Lower Lim.	Date	Obsrv.	Sig.	Bg N	Bg Mean	Std. Dev.	%NDs	ND Adj.	Transform	Alpha	Method
Boron (mg/L)	GWA-17	0.08	n/a	2/28/2023	0.08ND	No	19	n/a	n/a	94.74	n/a	n/a	0.004832	NP Intra (NDs) 1 of 2
Boron (mg/L)	GWC-1	0.08	n/a	2/27/2023	0.08ND	No	19	n/a	n/a	94.74	n/a	n/a	0.004832	NP Intra (NDs) 1 of 2
Boron (mg/L)	GWC-10	0.11	n/a	2/21/2023	0.08ND	No	20	n/a	n/a	90	n/a	n/a	0.004291	NP Intra (NDs) 1 of 2
Boron (mg/L)	GWC-13	0.08	n/a	2/27/2023	0.08ND	No	19	n/a	n/a	94.74	n/a	n/a	0.004832	NP Intra (NDs) 1 of 2
Boron (mg/L)	GWC-20	0.12	n/a	2/28/2023	0.08ND	No	20	n/a	n/a	95	n/a	n/a	0.004291	NP Intra (NDs) 1 of 2
Boron (mg/L)	GWC-3	0.08	n/a	2/28/2023	0.08ND	No	19	n/a	n/a	94.74	n/a	n/a	0.004832	NP Intra (NDs) 1 of 2
Boron (mg/L)	GWC-5	0.4324	n/a	2/28/2023	0.19	No	8	0.2425	0.05471	0	None	No	0.0004426	Param Intra 1 of 2
Boron (mg/L)	GWC-6	0.08	n/a	2/27/2023	0.08ND	No	19	n/a	n/a	89.47	n/a	n/a	0.004832	NP Intra (NDs) 1 of 2
Boron (mg/L)	GWC-7	0.08	n/a	2/27/2023	0.08ND	No	19	n/a	n/a	94.74	n/a	n/a	0.004832	NP Intra (NDs) 1 of 2
Boron (mg/L)	GWC-8A	0.3066	n/a	2/27/2023	0.14	No	18	0.1836	0.04898	0	None	No	0.0004426	Param Intra 1 of 2
Boron (mg/L)	GWC-9	0.1361	n/a	2/27/2023	0.082	No	19	0.08772	0.01951	0	None	No	0.0004426	Param Intra 1 of 2
Calcium (mg/L)	GWA-15	5.375	n/a	2/28/2023	4.1	No	19	4.201	0.4735	0	None	No	0.0004426	Param Intra 1 of 2
Calcium (mg/L)	GWA-16	14.22	n/a	2/28/2023	13	No	19	11.57	1.07	0	None	No	0.0004426	Param Intra 1 of 2
Calcium (mg/L)	GWA-17	9.115	n/a	2/28/2023	8.7	No	19	6.878	0.9026	0	None	No	0.0004426	Param Intra 1 of 2
Calcium (mg/L)	GWC-1	20.21	n/a	2/27/2023	19	No	19	17.15	1.234	0	None	No	0.0004426	Param Intra 1 of 2
Calcium (mg/L)	GWC-10	21.73	n/a	2/21/2023	20	No	19	17.16	1.845	0	None	No	0.0004426	Param Intra 1 of 2
Calcium (mg/L)	GWC-11	14.93	n/a	2/27/2023	14	No	19	12.76	0.8783	0	None	No	0.0004426	Param Intra 1 of 2
Calcium (mg/L)	GWC-12	1.519	n/a	2/27/2023	1.2	No	19	1.042	0.07706	0	None	sqrt(x)	0.0004426	Param Intra 1 of 2
Calcium (mg/L)	GWC-13	8.877	n/a	2/27/2023	8.1	No	19	1.874	0.0794	0	None	x^(1/3)	0.0004426	Param Intra 1 of 2
Calcium (mg/L)	GWC-14	7.642	n/a	2/27/2023	7.3	No	19	6.478	0.4694	0	None	No	0.0004426	Param Intra 1 of 2
Calcium (mg/L)	GWC-18	11.6	n/a	2/28/2023	11	No	19	n/a	n/a	0	n/a	n/a	0.004832	NP Intra (normality) 1 of 2
Calcium (mg/L)	GWC-19	15.99	n/a	2/28/2023	18	Yes	15	11.46	1.718	0	None	No	0.0004426	Param Intra 1 of 2
Calcium (mg/L)	GWC-2	20.12	n/a	2/27/2023	19	No	19	17.25	1.158	0	None	No	0.0004426	Param Intra 1 of 2
Calcium (mg/L)	GWC-20	15.76	n/a	2/28/2023	16	Yes	19	184.5	25.79	0	None	x^2	0.0004426	Param Intra 1 of 2
Calcium (mg/L)	GWC-3	10.81	n/a	2/28/2023	5.9	No	19	7.627	1.286	0	None	No	0.0004426	Param Intra 1 of 2
Calcium (mg/L)	GWC-4	17.6	n/a	2/27/2023	26	Yes	19	13	1.856	0	None	No	0.0004426	Param Intra 1 of 2
Calcium (mg/L)	GWC-5	170	n/a	2/28/2023	34	No	10	7.514	1.807	0	None	sqrt(x)	0.0004426	Param Intra 1 of 2
Calcium (mg/L)	GWC-6	19.5	n/a	2/27/2023	17	No	19	n/a	n/a	0	n/a	n/a	0.004832	NP Intra (normality) 1 of 2
Calcium (mg/L)	GWC-7	16	n/a	2/27/2023	16	No	19	n/a	n/a	0	n/a	n/a	0.004832	NP Intra (normality) 1 of 2
Calcium (mg/L)	GWC-8A	45.47	n/a	2/27/2023	64	Yes	10	25.9	6.402	0	None	No	0.0004426	Param Intra 1 of 2
Calcium (mg/L)	GWC-9	21	n/a	2/27/2023	20	No	20	n/a	n/a	0	n/a	n/a	0.004291	NP Intra (normality) 1 of 2
Chloride (mg/L)	GWA-15	7.2	n/a	2/28/2023	6.3	No	19	n/a	n/a	0	n/a	n/a	0.004832	NP Intra (normality) 1 of 2
Chloride (mg/L)	GWA-16	2.057	n/a	2/28/2023	1.7	No	19	1.286	0.05984	0	None	sqrt(x)	0.0004426	Param Intra 1 of 2
Chloride (mg/L)	GWA-17	2.018	n/a	2/28/2023	1.4	No	19	1.536	0.1945	0	None	No	0.0004426	Param Intra 1 of 2
Chloride (mg/L)	GWC-1	4.687	n/a	2/27/2023	3.8	No	19	3.864	0.3318	0	None	No	0.0004426	Param Intra 1 of 2
Chloride (mg/L)	GWC-10	5	n/a	2/21/2023	4.3	No	19	n/a	n/a	0	n/a	n/a	0.004832	NP Intra (normality) 1 of 2
Chloride (mg/L)	GWC-11	2.071	n/a	2/27/2023	1.8	No	19	1.778	0.1181	0	None	No	0.0004426	Param Intra 1 of 2
Chloride (mg/L)	GWC-12	2.153	n/a	2/27/2023	1.9	No	19	1.331	0.0551	0	None	sqrt(x)	0.0004426	Param Intra 1 of 2
Chloride (mg/L)	GWC-13	1.945	n/a	2/27/2023	1.5	No	19	1.559	0.1557	0	None	No	0.0004426	Param Intra 1 of 2
Chloride (mg/L)	GWC-14	3.819	n/a	2/27/2023	3.5	No	19	3.022	0.3219	0	None	No	0.0004426	Param Intra 1 of 2
Chloride (mg/L)	GWC-18	3.018	n/a	2/28/2023	2.8	No	19	2.575	0.1785	0	None	No	0.0004426	Param Intra 1 of 2
Chloride (mg/L)	GWC-19	2.8	n/a	2/28/2023	2.6	No	19	n/a	n/a	0	n/a	n/a	0.004832	NP Intra (normality) 1 of 2
Chloride (mg/L)	GWC-2	2.7	n/a	2/27/2023	2.2	No	19	2.165	0.2156	0	None	No	0.0004426	Param Intra 1 of 2
Chloride (mg/L)	GWC-20	2.33	n/a	2/28/2023	2.2	No	19	15.49	5.649	5.263	None	x^4	0.0004426	Param Intra 1 of 2
Chloride (mg/L)	GWC-3	3.909	n/a	2/28/2023	3.1	No	19	3.144	0.3088	0	None	No	0.0004426	Param Intra 1 of 2
Chloride (mg/L)	GWC-4	16.42	n/a	2/27/2023	16	No	19	8.083	3.363	0	None	No	0.0004426	Param Intra 1 of 2
Chloride (mg/L)	GWC-5	66.16	n/a	2/28/2023	11	No	9	23.74	12.99	0	None	No	0.0004426	Param Intra 1 of 2
Chloride (mg/L)	GWC-6	8.555	n/a	2/27/2023	5.2	No	18	6.078	0.9867	0	None	No	0.0004426	Param Intra 1 of 2
Chloride (mg/L)	GWC-7	3	n/a	2/27/2023	3.5	Yes	19	n/a	n/a	0	n/a	n/a	0.004832	NP Intra (normality) 1 of 2
Chloride (mg/L)	GWC-8A	10.75	n/a	2/27/2023	8.8	No	18	1.972	0.09371	0	None	x^(1/3)	0.0004426	Param Intra 1 of 2
Chloride (mg/L)	GWC-9	4.596	n/a	2/27/2023	4.2	No	19	3.639	0.3861	0	None	No	0.0004426	Param Intra 1 of 2
Fluoride (mg/L)	GWA-15	0.1	n/a	2/28/2023	0.077J	No	19	n/a	n/a	78.95	n/a	n/a	0.004832	NP Intra (NDs) 1 of 2
Fluoride (mg/L)	GWA-16	0.082	n/a	2/28/2023	0.089J	No	19	n/a	n/a	52.63	n/a	n/a	0.004832	NP Intra (NDs) 1 of 2
Fluoride (mg/L)	GWA-17	0.083	n/a	2/28/2023	0.067J	No	19	n/a	n/a	52.63	n/a	n/a	0.004832	NP Intra (NDs) 1 of 2
Fluoride (mg/L)	GWC-1	0.1224	n/a	2/27/2023	0.08J	No	20	0.0761	0.01895	25	Kaplan-Meier	No	0.0004426	Param Intra 1 of 2

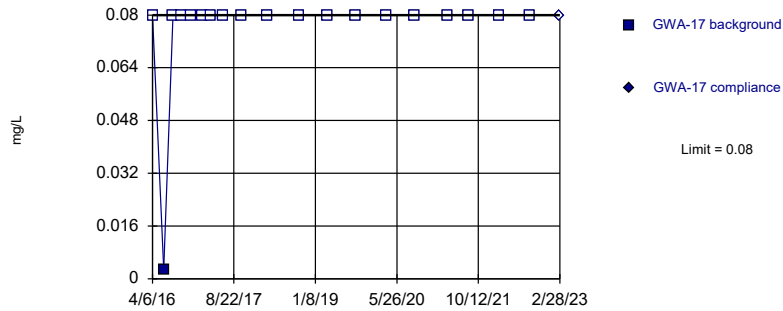
Appendix III Intrawell Prediction Limits - All Results

Plant Scherer Client: Southern Company Data: Scherer Cell 1-CCR Printed 5/17/2023, 1:16 PM

Constituent	Well	Upper Lim.	Lower Lim.	Date	Observ.	Sig.	Bg N	Bg Mean	Std. Dev.	%NDs	ND Adj.	Transform	Alpha	Method
Sulfate (mg/L)	GWC-9	18.9	n/a	2/27/2023	13	No	19	3.156	0.4807	0	None	sqrt(x)	0.0004426	Param Intra 1 of 2
Total Dissolved Solids (mg/L)	GWA-15	87.07	n/a	2/28/2023	50	No	19	40.21	18.91	10.53	None	No	0.0004426	Param Intra 1 of 2
Total Dissolved Solids (mg/L)	GWA-16	150.1	n/a	2/28/2023	110	No	19	96.53	21.6	0	None	No	0.0004426	Param Intra 1 of 2
Total Dissolved Solids (mg/L)	GWA-17	132.9	n/a	2/28/2023	94	No	19	71	24.98	0	None	No	0.0004426	Param Intra 1 of 2
Total Dissolved Solids (mg/L)	GWC-1	167.9	n/a	2/27/2023	160	No	19	132.5	14.28	0	None	No	0.0004426	Param Intra 1 of 2
Total Dissolved Solids (mg/L)	GWC-10	187.5	n/a	2/21/2023	150	No	18	133.7	21.41	0	None	No	0.0004426	Param Intra 1 of 2
Total Dissolved Solids (mg/L)	GWC-11	143.4	n/a	2/27/2023	120	No	18	100.2	17.2	0	None	No	0.0004426	Param Intra 1 of 2
Total Dissolved Solids (mg/L)	GWC-12	107.1	n/a	2/27/2023	39	No	19	2.621	0.8282	21.05	Kaplan-Meier	ln(x)	0.0004426	Param Intra 1 of 2
Total Dissolved Solids (mg/L)	GWC-13	113.1	n/a	2/27/2023	87	No	18	60.17	21.09	0	None	No	0.0004426	Param Intra 1 of 2
Total Dissolved Solids (mg/L)	GWC-14	103.2	n/a	2/27/2023	70	No	19	56.63	18.81	0	None	No	0.0004426	Param Intra 1 of 2
Total Dissolved Solids (mg/L)	GWC-18	129.2	n/a	2/28/2023	100	No	19	85.53	17.63	0	None	No	0.0004426	Param Intra 1 of 2
Total Dissolved Solids (mg/L)	GWC-19	172.7	n/a	2/28/2023	130	No	19	98.16	30.06	0	None	No	0.0004426	Param Intra 1 of 2
Total Dissolved Solids (mg/L)	GWC-2	177.4	n/a	2/27/2023	140	No	19	15383	6489	0	None	x^2	0.0004426	Param Intra 1 of 2
Total Dissolved Solids (mg/L)	GWC-20	149	n/a	2/28/2023	120	No	19	106.5	17.15	0	None	No	0.0004426	Param Intra 1 of 2
Total Dissolved Solids (mg/L)	GWC-3	116.5	n/a	2/28/2023	72	No	19	80	14.73	0	None	No	0.0004426	Param Intra 1 of 2
Total Dissolved Solids (mg/L)	GWC-4	178.1	n/a	2/27/2023	240	Yes	19	123.4	22.1	0	None	No	0.0004426	Param Intra 1 of 2
Total Dissolved Solids (mg/L)	GWC-5	1348	n/a	2/28/2023	240	No	10	7.445	1.178	0	None	x^(1/3)	0.0004426	Param Intra 1 of 2
Total Dissolved Solids (mg/L)	GWC-6	183	n/a	2/27/2023	150	No	19	146.4	14.75	0	None	No	0.0004426	Param Intra 1 of 2
Total Dissolved Solids (mg/L)	GWC-7	160.2	n/a	2/27/2023	140	No	19	119.8	16.3	0	None	No	0.0004426	Param Intra 1 of 2
Total Dissolved Solids (mg/L)	GWC-8A	425.3	n/a	2/27/2023	340	No	17	15.22	2.125	0	None	sqrt(x)	0.0004426	Param Intra 1 of 2
Total Dissolved Solids (mg/L)	GWC-9	201.4	n/a	2/27/2023	170	No	19	20889	7938	0	None	x^2	0.0004426	Param Intra 1 of 2

Within Limit

Prediction Limit
Intrawell Non-parametric

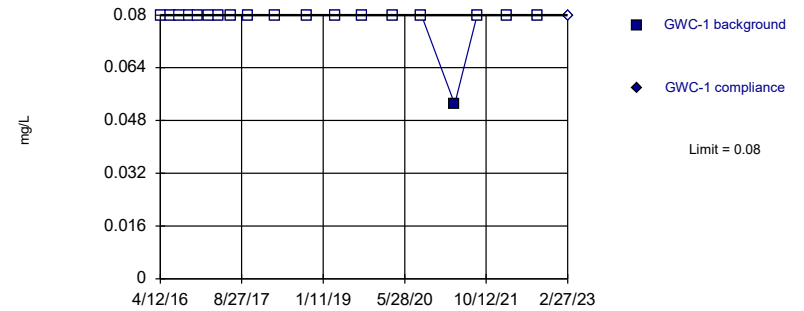


Non-parametric test used in lieu of parametric prediction limit because censored data exceeded 50%. Limit is highest of 19 background values. 94.74% NDs. Well-constituent pair annual alpha = 0.009641. Individual comparison alpha = 0.004832 (1 of 2).

Constituent: Boron Analysis Run 5/17/2023 1:11 PM View: Appendix III - Intrawell
Plant Scherer Client: Southern Company Data: Scherer Cell 1-CCR

Within Limit

Prediction Limit
Intrawell Non-parametric

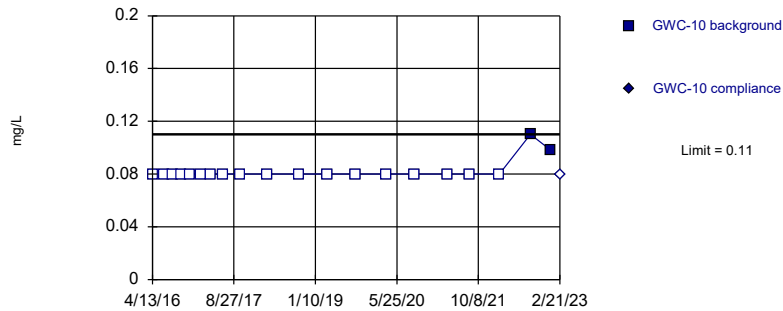


Non-parametric test used in lieu of parametric prediction limit because censored data exceeded 50%. Limit is highest of 19 background values. 94.74% NDs. Well-constituent pair annual alpha = 0.009641. Individual comparison alpha = 0.004832 (1 of 2).

Constituent: Boron Analysis Run 5/17/2023 1:11 PM View: Appendix III - Intrawell
Plant Scherer Client: Southern Company Data: Scherer Cell 1-CCR

Within Limit

Prediction Limit
Intrawell Non-parametric

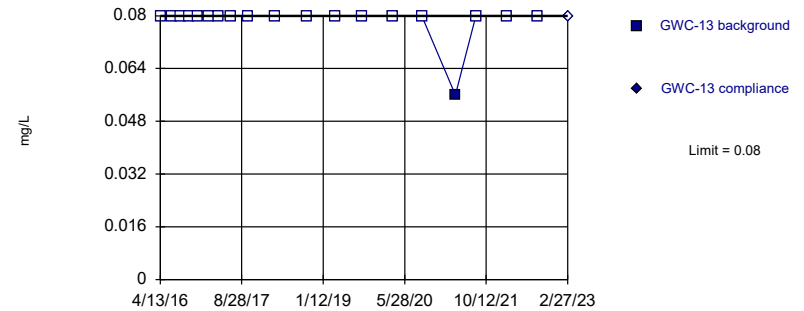


Non-parametric test used in lieu of parametric prediction limit because censored data exceeded 50%. Limit is highest of 20 background values. 90% NDs. Well-constituent pair annual alpha = 0.008564. Individual comparison alpha = 0.004291 (1 of 2).

Constituent: Boron Analysis Run 5/17/2023 1:11 PM View: Appendix III - Intrawell
Plant Scherer Client: Southern Company Data: Scherer Cell 1-CCR

Within Limit

Prediction Limit
Intrawell Non-parametric

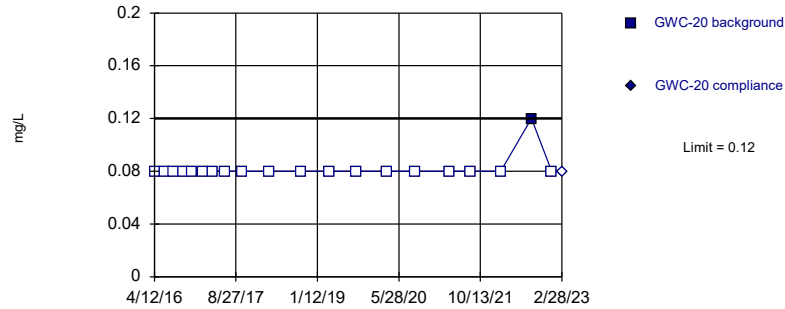


Non-parametric test used in lieu of parametric prediction limit because censored data exceeded 50%. Limit is highest of 19 background values. 94.74% NDs. Well-constituent pair annual alpha = 0.009641. Individual comparison alpha = 0.004832 (1 of 2).

Constituent: Boron Analysis Run 5/17/2023 1:11 PM View: Appendix III - Intrawell
Plant Scherer Client: Southern Company Data: Scherer Cell 1-CCR

Within Limit

Prediction Limit
Intrawell Non-parametric

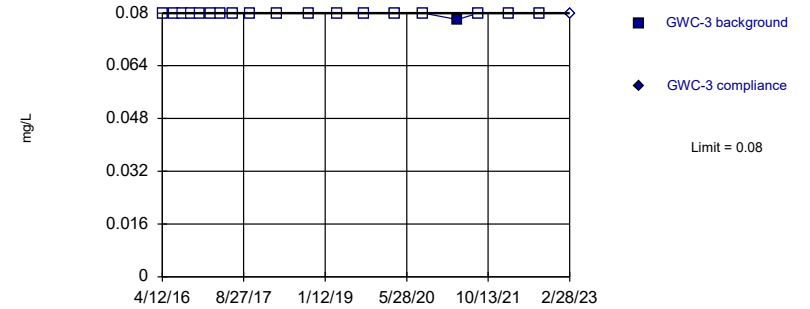


Non-parametric test used in lieu of parametric prediction limit because censored data exceeded 50%. Limit is highest of 20 background values. 95% NDs. Well-constituent pair annual alpha = 0.008564. Individual comparison alpha = 0.004291 (1 of 2).

Constituent: Boron Analysis Run 5/17/2023 1:11 PM View: Appendix III - Intrawell
Plant Scherer Client: Southern Company Data: Scherer Cell 1-CCR

Within Limit

Prediction Limit
Intrawell Non-parametric

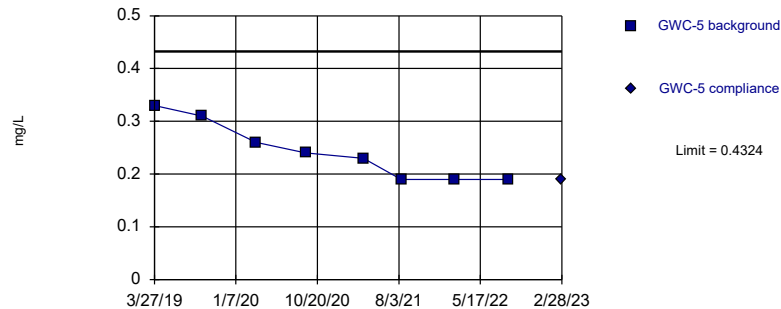


Non-parametric test used in lieu of parametric prediction limit because censored data exceeded 50%. Limit is highest of 19 background values. 94.74% NDs. Well-constituent pair annual alpha = 0.009641. Individual comparison alpha = 0.004832 (1 of 2).

Constituent: Boron Analysis Run 5/17/2023 1:11 PM View: Appendix III - Intrawell
Plant Scherer Client: Southern Company Data: Scherer Cell 1-CCR

Within Limit

Prediction Limit
Intrawell Parametric

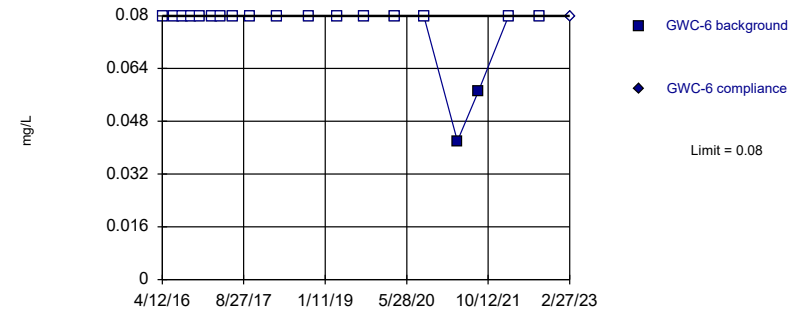


Background Data Summary: Mean=0.2425, Std. Dev.=0.05471, n=8. Normality test: Shapiro Wilk @alpha = 0.1, calculated = 0.8758, critical = 0.851. Kappa = 3.472 (c=7, w=17, 1 of 2, event alpha = 0.05132). Report alpha = 0.0004426.

Constituent: Boron Analysis Run 5/17/2023 1:11 PM View: Appendix III - Intrawell
Plant Scherer Client: Southern Company Data: Scherer Cell 1-CCR

Within Limit

Prediction Limit
Intrawell Non-parametric

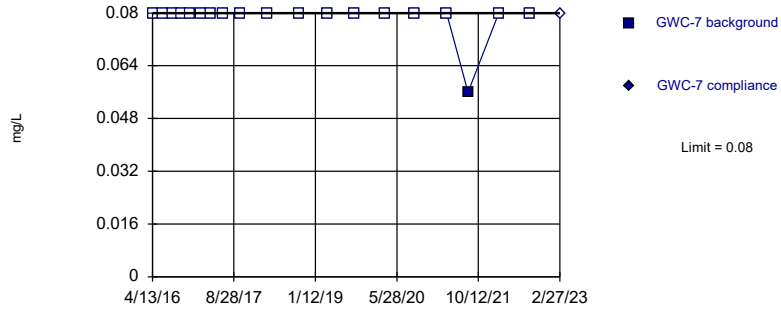


Non-parametric test used in lieu of parametric prediction limit because censored data exceeded 50%. Limit is highest of 19 background values. 89.47% NDs. Well-constituent pair annual alpha = 0.009641. Individual comparison alpha = 0.004832 (1 of 2).

Constituent: Boron Analysis Run 5/17/2023 1:11 PM View: Appendix III - Intrawell
Plant Scherer Client: Southern Company Data: Scherer Cell 1-CCR

Within Limit

Prediction Limit
Intrawell Non-parametric

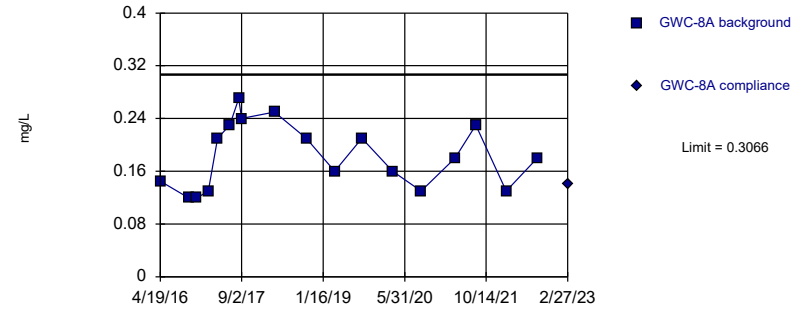


Non-parametric test used in lieu of parametric prediction limit because censored data exceeded 50%. Limit is highest of 19 background values. 94.74% NDs. Well-constituent pair annual alpha = 0.009641. Individual comparison alpha = 0.004832 (1 of 2).

Constituent: Boron Analysis Run 5/17/2023 1:11 PM View: Appendix III - Intrawell
Plant Scherer Client: Southern Company Data: Scherer Cell 1-CCR

Within Limit

Prediction Limit
Intrawell Parametric

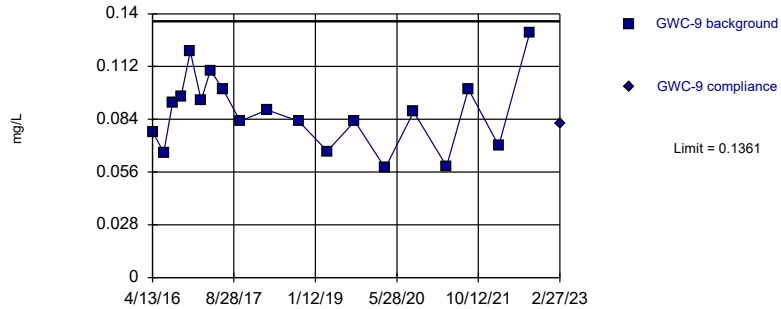


Background Data Summary: Mean=0.1836, Std. Dev.=0.04898, n=18. Normality test: Shapiro Wilk @alpha = 0.05, calculated = 0.925, critical = 0.897. Kappa = 2.511 (c=7, w=17, 1 of 2, event alpha = 0.05132). Report alpha = 0.0004426.

Constituent: Boron Analysis Run 5/17/2023 1:11 PM View: Appendix III - Intrawell
Plant Scherer Client: Southern Company Data: Scherer Cell 1-CCR

Within Limit

Prediction Limit
Intrawell Parametric

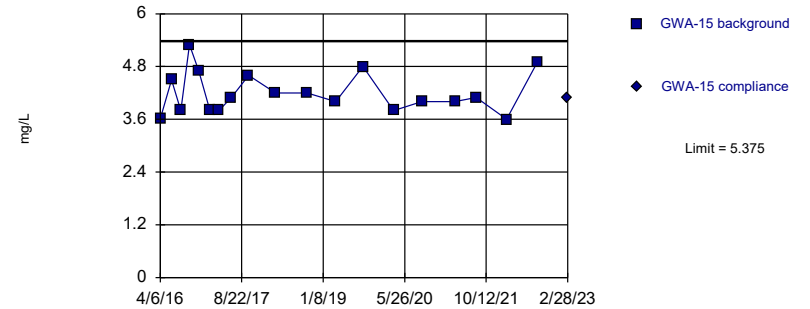


Background Data Summary: Mean=0.08772, Std. Dev.=0.01951, n=19. Normality test: Shapiro Wilk @alpha = 0.05, calculated = 0.9681, critical = 0.901. Kappa = 2.478 (c=7, w=17, 1 of 2, event alpha = 0.05132). Report alpha = 0.0004426.

Constituent: Boron Analysis Run 5/17/2023 1:11 PM View: Appendix III - Intrawell
Plant Scherer Client: Southern Company Data: Scherer Cell 1-CCR

Within Limit

Prediction Limit
Intrawell Parametric

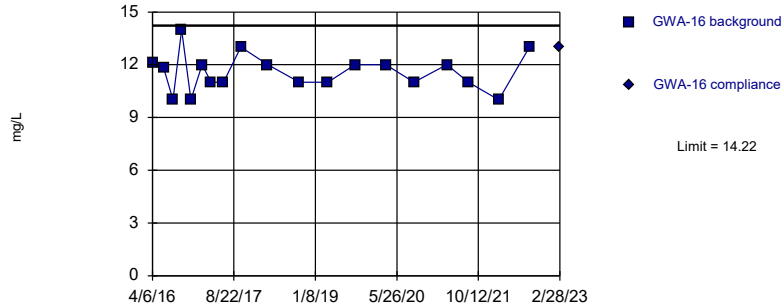


Background Data Summary: Mean=4.201, Std. Dev.=0.4735, n=19. Normality test: Shapiro Wilk @alpha = 0.05, calculated = 0.9196, critical = 0.901. Kappa = 2.478 (c=7, w=17, 1 of 2, event alpha = 0.05132). Report alpha = 0.0004426.

Constituent: Calcium Analysis Run 5/17/2023 1:11 PM View: Appendix III - Intrawell
Plant Scherer Client: Southern Company Data: Scherer Cell 1-CCR

Within Limit

Prediction Limit
Intrawell Parametric

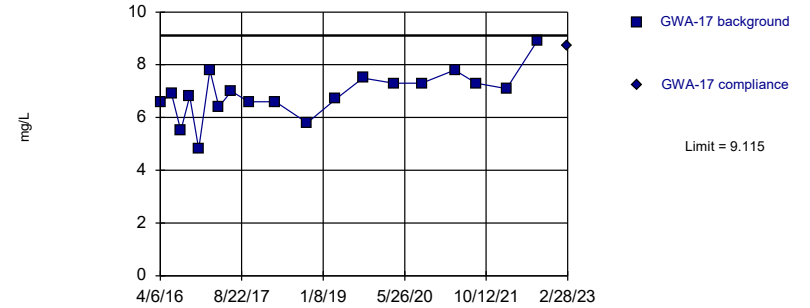


Background Data Summary: Mean=11.57, Std. Dev.=1.07, n=19. Normality test: Shapiro Wilk @alpha = 0.05, calculated = 0.9244, critical = 0.901. Kappa = 2.478 (c=7, w=17, 1 of 2, event alpha = 0.05132). Report alpha = 0.0004426.

Constituent: Calcium Analysis Run 5/17/2023 1:11 PM View: Appendix III - Intrawell
Plant Scherer Client: Southern Company Data: Scherer Cell 1-CCR

Within Limit

Prediction Limit
Intrawell Parametric

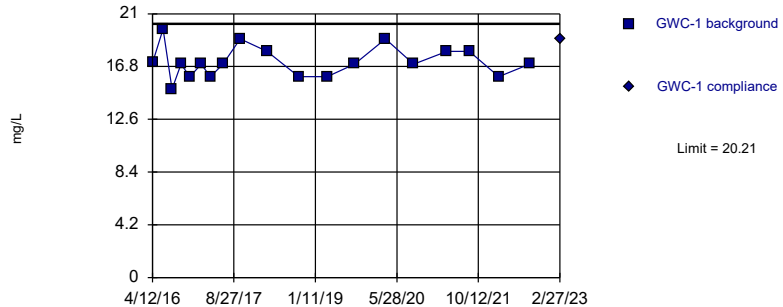


Background Data Summary: Mean=6.878, Std. Dev.=0.9026, n=19. Normality test: Shapiro Wilk @alpha = 0.05, calculated = 0.9622, critical = 0.901. Kappa = 2.478 (c=7, w=17, 1 of 2, event alpha = 0.05132). Report alpha = 0.0004426.

Constituent: Calcium Analysis Run 5/17/2023 1:11 PM View: Appendix III - Intrawell
Plant Scherer Client: Southern Company Data: Scherer Cell 1-CCR

Within Limit

Prediction Limit
Intrawell Parametric

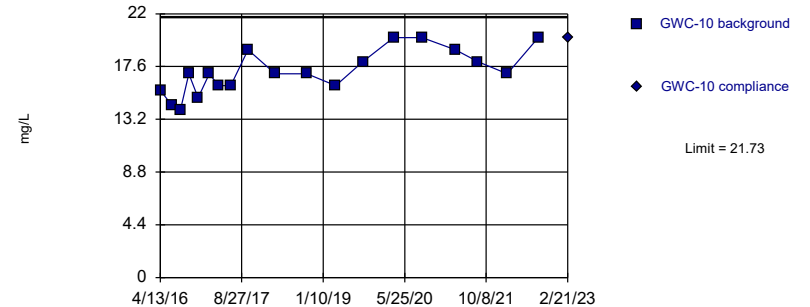


Background Data Summary: Mean=17.15, Std. Dev.=1.234, n=19. Normality test: Shapiro Wilk @alpha = 0.05, calculated = 0.9302, critical = 0.901. Kappa = 2.478 (c=7, w=17, 1 of 2, event alpha = 0.05132). Report alpha = 0.0004426.

Constituent: Calcium Analysis Run 5/17/2023 1:11 PM View: Appendix III - Intrawell
Plant Scherer Client: Southern Company Data: Scherer Cell 1-CCR

Within Limit

Prediction Limit
Intrawell Parametric

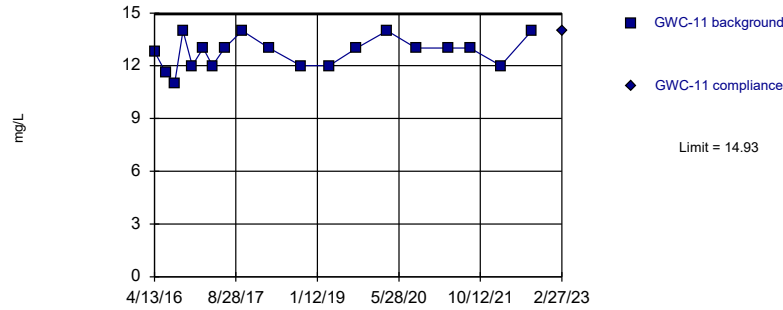


Background Data Summary: Mean=17.16, Std. Dev.=1.845, n=19. Normality test: Shapiro Wilk @alpha = 0.05, calculated = 0.9451, critical = 0.901. Kappa = 2.478 (c=7, w=17, 1 of 2, event alpha = 0.05132). Report alpha = 0.0004426.

Constituent: Calcium Analysis Run 5/17/2023 1:11 PM View: Appendix III - Intrawell
Plant Scherer Client: Southern Company Data: Scherer Cell 1-CCR

Within Limit

Prediction Limit
Intrawell Parametric

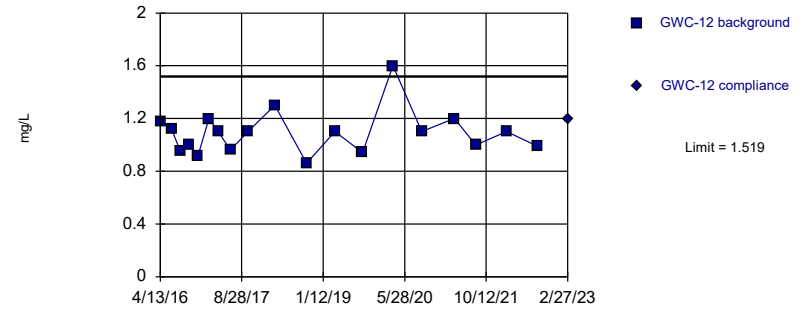


Background Data Summary: Mean=12.76, Std. Dev.=0.8783, n=19. Normality test: Shapiro Wilk @alpha = 0.05, calculated = 0.9018, critical = 0.901. Kappa = 2.478 (c=7, w=17, 1 of 2, event alpha = 0.05132). Report alpha = 0.0004426.

Constituent: Calcium Analysis Run 5/17/2023 1:11 PM View: Appendix III - Intrawell
Plant Scherer Client: Southern Company Data: Scherer Cell 1-CCR

Within Limit

Prediction Limit
Intrawell Parametric

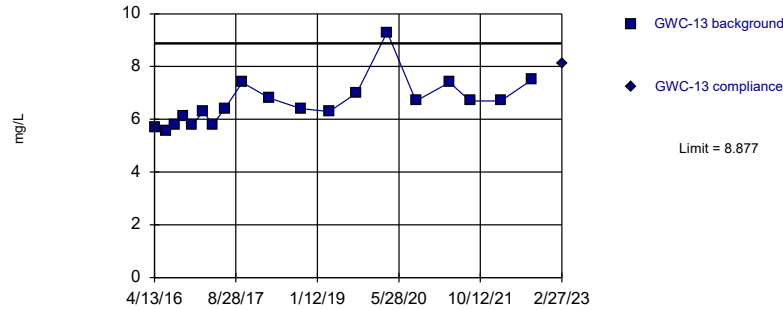


Background Data Summary (based on square root transformation): Mean=1.042, Std. Dev.=0.07706, n=19. Normality test: Shapiro Wilk @alpha = 0.05, calculated = 0.9047, critical = 0.901. Kappa = 2.478 (c=7, w=17, 1 of 2, event alpha = 0.05132). Report alpha = 0.0004426.

Constituent: Calcium Analysis Run 5/17/2023 1:11 PM View: Appendix III - Intrawell
Plant Scherer Client: Southern Company Data: Scherer Cell 1-CCR

Within Limit

Prediction Limit
Intrawell Parametric

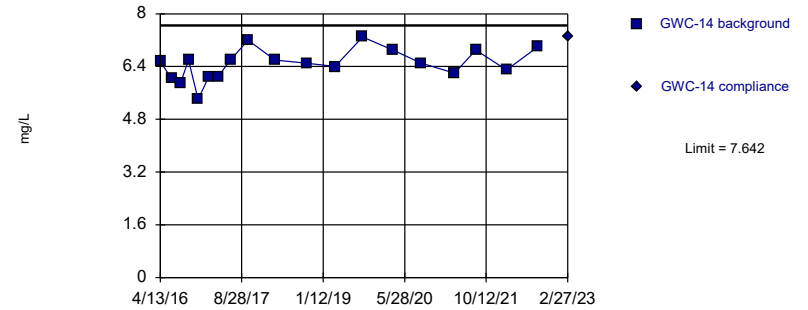


Background Data Summary (based on cube root transformation): Mean=1.874, Std. Dev.=0.0794, n=19. Normality test: Shapiro Wilk @alpha = 0.05, calculated = 0.9021, critical = 0.901. Kappa = 2.478 (c=7, w=17, 1 of 2, event alpha = 0.05132). Report alpha = 0.0004426.

Constituent: Calcium Analysis Run 5/17/2023 1:11 PM View: Appendix III - Intrawell
Plant Scherer Client: Southern Company Data: Scherer Cell 1-CCR

Within Limit

Prediction Limit
Intrawell Parametric

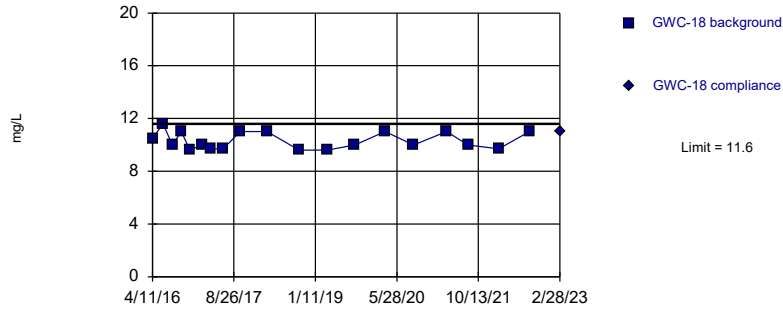


Background Data Summary: Mean=6.478, Std. Dev.=0.4694, n=19. Normality test: Shapiro Wilk @alpha = 0.05, calculated = 0.9768, critical = 0.901. Kappa = 2.478 (c=7, w=17, 1 of 2, event alpha = 0.05132). Report alpha = 0.0004426.

Constituent: Calcium Analysis Run 5/17/2023 1:11 PM View: Appendix III - Intrawell
Plant Scherer Client: Southern Company Data: Scherer Cell 1-CCR

Within Limit

Prediction Limit
Intrawell Non-parametric

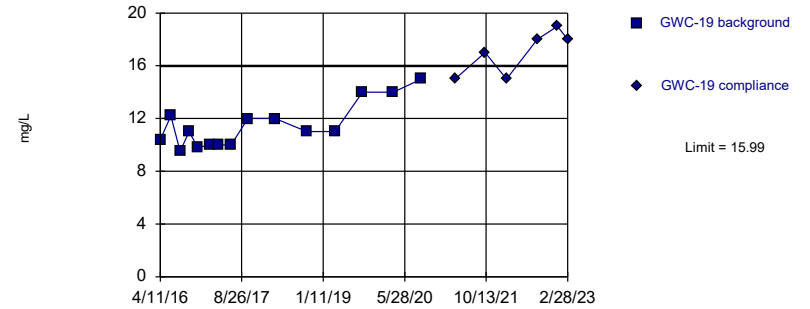


Non-parametric test used in lieu of parametric prediction limit because the Shapiro Wilk normality test showed the data to be non-normal at the 0.05 alpha level. Limit is highest of 19 background values. Well-constituent pair annual alpha = 0.009641. Individual comparison alpha = 0.004832 (1 of 2).

Constituent: Calcium Analysis Run 5/17/2023 1:11 PM View: Appendix III - Intrawell
Plant Scherer Client: Southern Company Data: Scherer Cell 1-CCR

Exceeds Limit

Prediction Limit
Intrawell Parametric

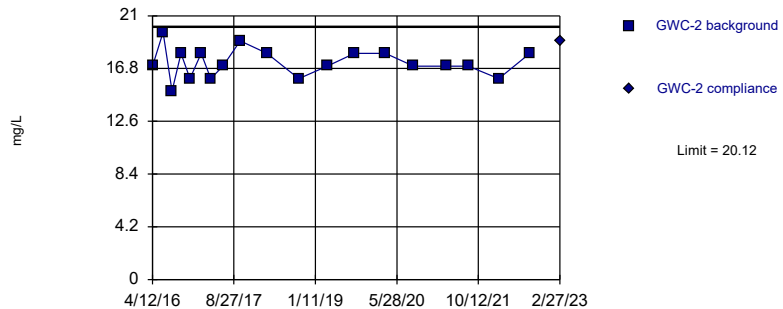


Background Data Summary: Mean=11.46, Std. Dev.=1.718, n=15. Normality test: Shapiro Wilk @alpha = 0.05, calculated = 0.884, critical = 0.881. Kappa = 2.638 (c=7, w=17, 1 of 2, event alpha = 0.05132). Report alpha = 0.0004426.

Constituent: Calcium Analysis Run 5/17/2023 1:11 PM View: Appendix III - Intrawell
Plant Scherer Client: Southern Company Data: Scherer Cell 1-CCR

Within Limit

Prediction Limit
Intrawell Parametric

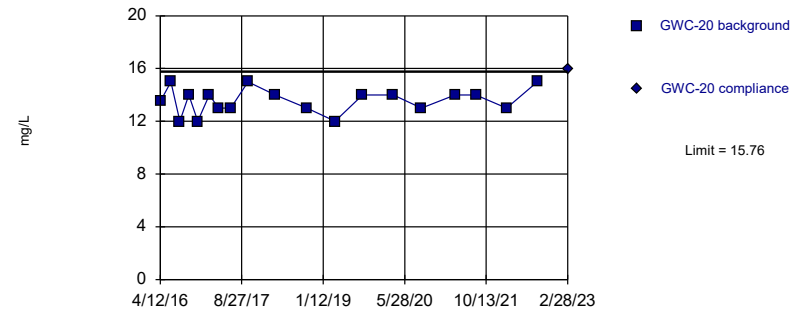


Background Data Summary: Mean=17.25, Std. Dev.=1.158, n=19. Normality test: Shapiro Wilk @alpha = 0.05, calculated = 0.9403, critical = 0.901. Kappa = 2.478 (c=7, w=17, 1 of 2, event alpha = 0.05132). Report alpha = 0.0004426.

Constituent: Calcium Analysis Run 5/17/2023 1:11 PM View: Appendix III - Intrawell
Plant Scherer Client: Southern Company Data: Scherer Cell 1-CCR

Exceeds Limit

Prediction Limit
Intrawell Parametric

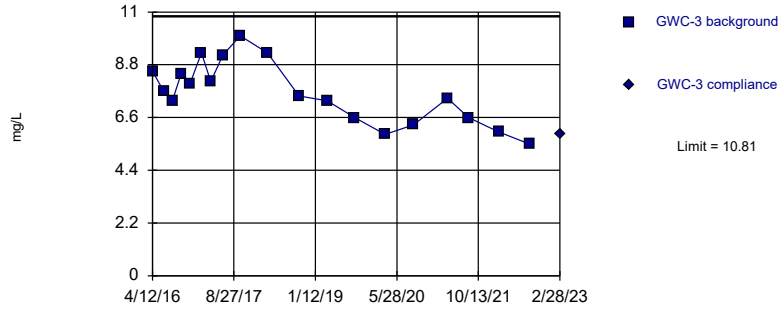


Background Data Summary (based on square transformation): Mean=184.5, Std. Dev.=25.79, n=19. Normality test: Shapiro Wilk @alpha = 0.05, calculated = 0.9012, critical = 0.901. Kappa = 2.478 (c=7, w=17, 1 of 2, event alpha = 0.05132). Report alpha = 0.0004426.

Constituent: Calcium Analysis Run 5/17/2023 1:11 PM View: Appendix III - Intrawell
Plant Scherer Client: Southern Company Data: Scherer Cell 1-CCR

Within Limit

Prediction Limit
Intrawell Parametric

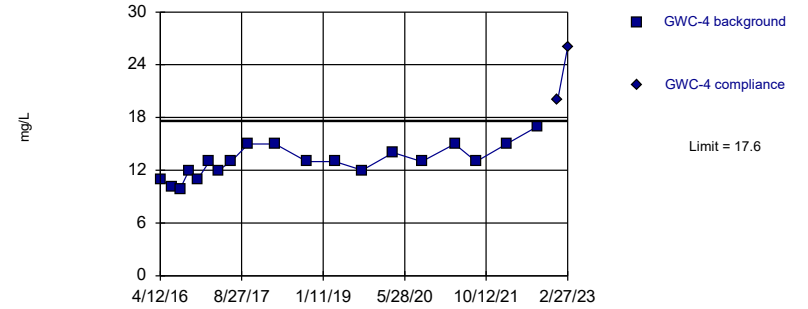


Background Data Summary: Mean=7.627, Std. Dev.=1.286, n=19. Normality test: Shapiro Wilk @alpha = 0.05, calculated = 0.9704, critical = 0.901. Kappa = 2.478 (c=7, w=17, 1 of 2, event alpha = 0.05132). Report alpha = 0.0004426.

Constituent: Calcium Analysis Run 5/17/2023 1:11 PM View: Appendix III - Intrawell
Plant Scherer Client: Southern Company Data: Scherer Cell 1-CCR

Exceeds Limit

Prediction Limit
Intrawell Parametric

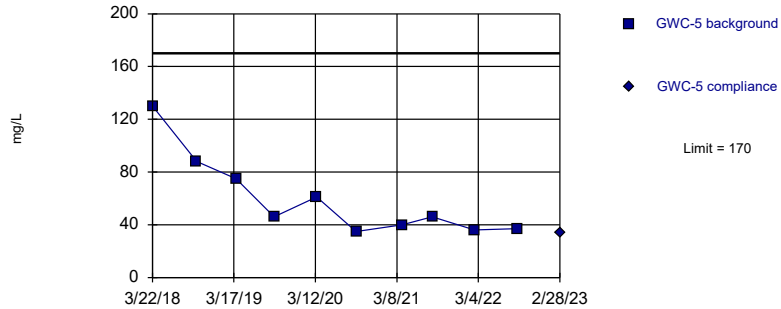


Background Data Summary: Mean=13, Std. Dev.=1.856, n=19. Normality test: Shapiro Wilk @alpha = 0.05, calculated = 0.9523, critical = 0.901. Kappa = 2.478 (c=7, w=17, 1 of 2, event alpha = 0.05132). Report alpha = 0.0004426.

Constituent: Calcium Analysis Run 5/17/2023 1:11 PM View: Appendix III - Intrawell
Plant Scherer Client: Southern Company Data: Scherer Cell 1-CCR

Within Limit

Prediction Limit
Intrawell Parametric

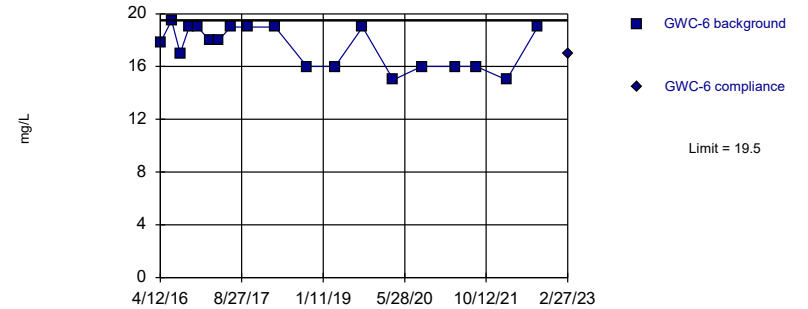


Background Data Summary (based on square root transformation): Mean=7.514, Std. Dev.=1.807, n=10. Normality test: Shapiro Wilk @alpha = 0.05, calculated = 0.849, critical = 0.842. Kappa = 3.058 (c=7, w=17, 1 of 2, event alpha = 0.05132). Report alpha = 0.0004426.

Constituent: Calcium Analysis Run 5/17/2023 1:11 PM View: Appendix III - Intrawell
Plant Scherer Client: Southern Company Data: Scherer Cell 1-CCR

Within Limit

Prediction Limit
Intrawell Non-parametric

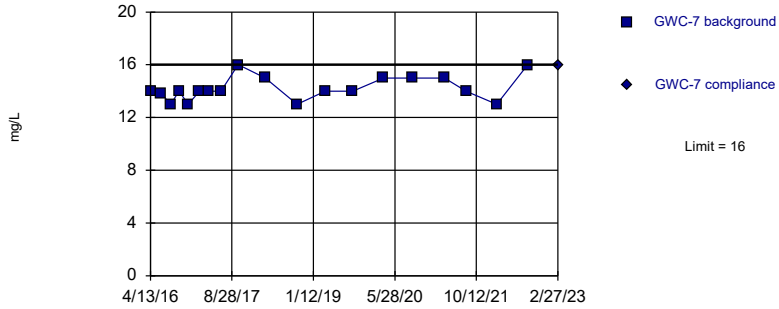


Non-parametric test used in lieu of parametric prediction limit because the Shapiro Wilk normality test showed the data to be non-normal at the 0.05 alpha level. Limit is highest of 19 background values. Well-constituent pair annual alpha = 0.009641. Individual comparison alpha = 0.004832 (1 of 2).

Constituent: Calcium Analysis Run 5/17/2023 1:11 PM View: Appendix III - Intrawell
Plant Scherer Client: Southern Company Data: Scherer Cell 1-CCR

Within Limit

Prediction Limit
Intrawell Non-parametric

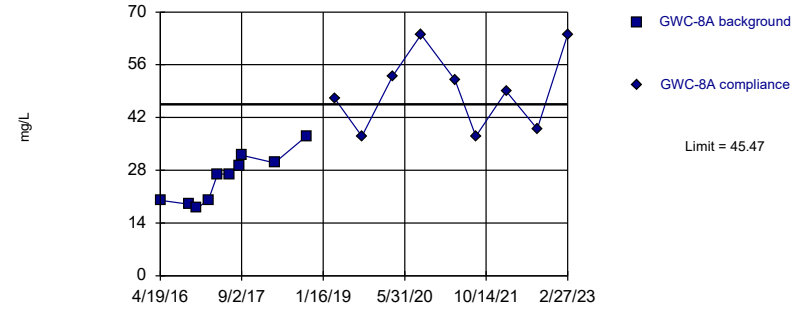


Non-parametric test used in lieu of parametric prediction limit because the Shapiro Wilk normality test showed the data to be non-normal at the 0.05 alpha level. Limit is highest of 19 background values. Well-constituent pair annual alpha = 0.009641. Individual comparison alpha = 0.004832 (1 of 2).

Constituent: Calcium Analysis Run 5/17/2023 1:11 PM View: Appendix III - Intrawell
Plant Scherer Client: Southern Company Data: Scherer Cell 1-CCR

Exceeds Limit

Prediction Limit
Intrawell Parametric

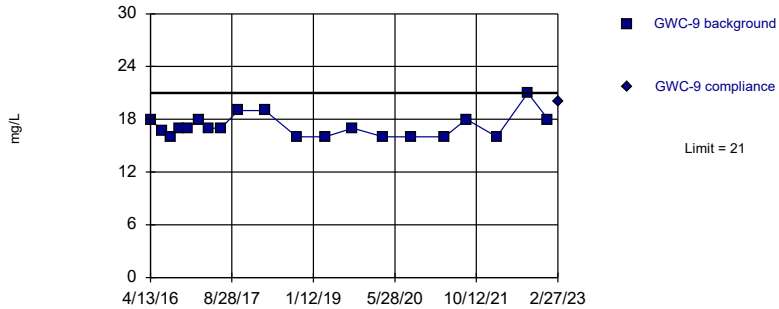


Background Data Summary: Mean=25.9, Std. Dev.=6.402, n=10. Normality test: Shapiro Wilk @alpha = 0.05, calculated = 0.9203, critical = 0.842. Kappa = 3.058 (c=7, w=17, 1 of 2, event alpha = 0.05132). Report alpha = 0.0004426.

Constituent: Calcium Analysis Run 5/17/2023 1:11 PM View: Appendix III - Intrawell
Plant Scherer Client: Southern Company Data: Scherer Cell 1-CCR

Within Limit

Prediction Limit
Intrawell Non-parametric

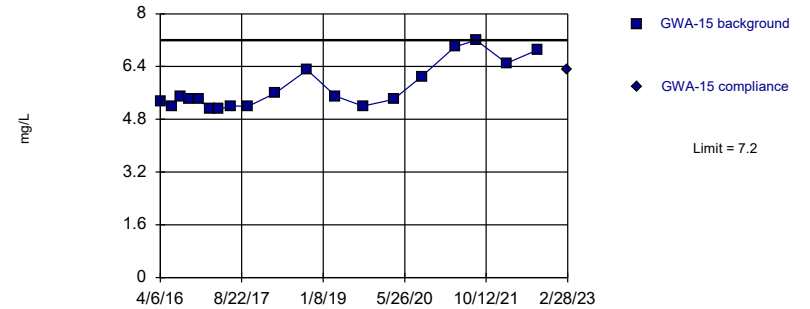


Non-parametric test used in lieu of parametric prediction limit because the Shapiro Wilk normality test showed the data to be non-normal at the 0.01 alpha level. Limit is highest of 20 background values. Well-constituent pair annual alpha = 0.008564. Individual comparison alpha = 0.004291 (1 of 2).

Constituent: Calcium Analysis Run 5/17/2023 1:11 PM View: Appendix III - Intrawell
Plant Scherer Client: Southern Company Data: Scherer Cell 1-CCR

Within Limit

Prediction Limit
Intrawell Non-parametric

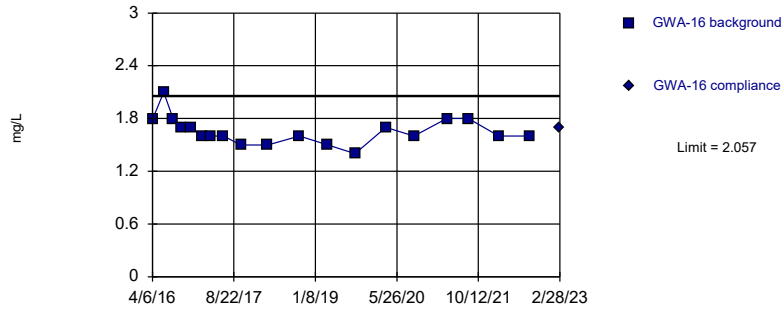


Non-parametric test used in lieu of parametric prediction limit because the Shapiro Wilk normality test showed the data to be non-normal at the 0.05 alpha level. Limit is highest of 19 background values. Well-constituent pair annual alpha = 0.009641. Individual comparison alpha = 0.004832 (1 of 2).

Constituent: Chloride Analysis Run 5/17/2023 1:11 PM View: Appendix III - Intrawell
Plant Scherer Client: Southern Company Data: Scherer Cell 1-CCR

Within Limit

Prediction Limit
Intrawell Parametric

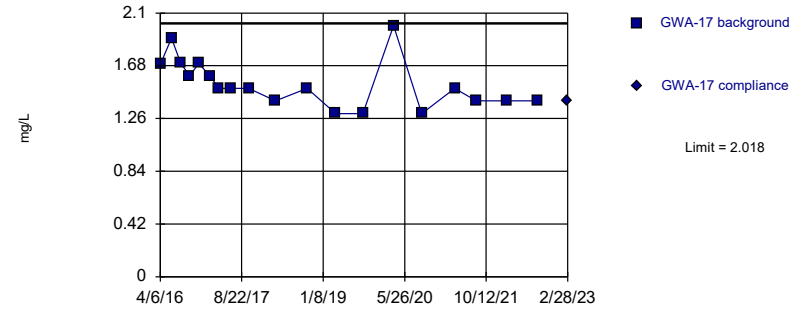


Background Data Summary (based on square root transformation): Mean=1.286, Std. Dev.=0.05984, n=19. Normality test: Shapiro Wilk @alpha = 0.05, calculated = 0.9126, critical = 0.901. Kappa = 2.478 (c=7, w=17, 1 of 2, event alpha = 0.05132). Report alpha = 0.0004426.

Constituent: Chloride Analysis Run 5/17/2023 1:11 PM View: Appendix III - Intrawell
Plant Scherer Client: Southern Company Data: Scherer Cell 1-CCR

Within Limit

Prediction Limit
Intrawell Parametric

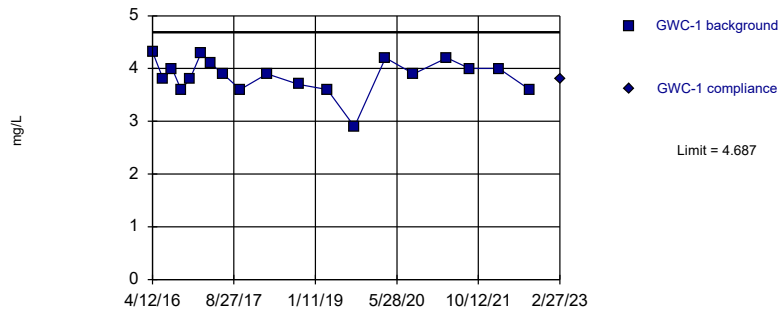


Background Data Summary: Mean=1.536, Std. Dev.=0.1945, n=19. Normality test: Shapiro Wilk @alpha = 0.05, calculated = 0.9079, critical = 0.901. Kappa = 2.478 (c=7, w=17, 1 of 2, event alpha = 0.05132). Report alpha = 0.0004426.

Constituent: Chloride Analysis Run 5/17/2023 1:11 PM View: Appendix III - Intrawell
Plant Scherer Client: Southern Company Data: Scherer Cell 1-CCR

Within Limit

Prediction Limit
Intrawell Parametric

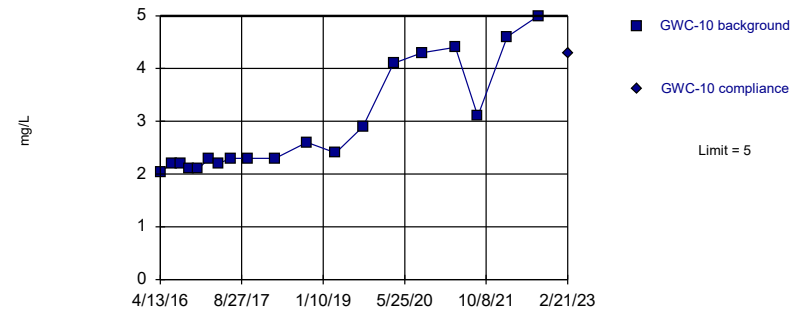


Background Data Summary: Mean=3.864, Std. Dev.=0.3318, n=19. Normality test: Shapiro Wilk @alpha = 0.05, calculated = 0.9022, critical = 0.901. Kappa = 2.478 (c=7, w=17, 1 of 2, event alpha = 0.05132). Report alpha = 0.0004426.

Constituent: Chloride Analysis Run 5/17/2023 1:11 PM View: Appendix III - Intrawell
Plant Scherer Client: Southern Company Data: Scherer Cell 1-CCR

Within Limit

Prediction Limit
Intrawell Non-parametric

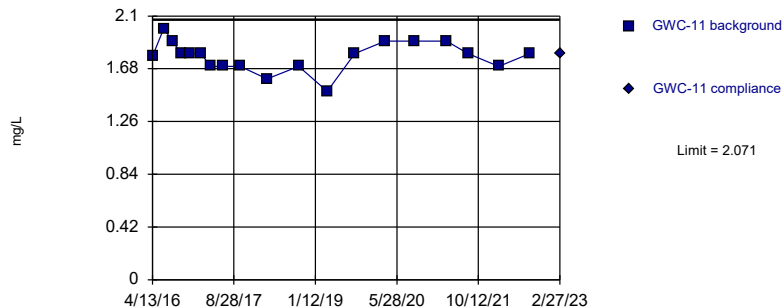


Non-parametric test used in lieu of parametric prediction limit because the Shapiro Wilk normality test showed the data to be non-normal at the 0.05 alpha level. Limit is highest of 19 background values. Well-constituent pair annual alpha = 0.009641. Individual comparison alpha = 0.004832 (1 of 2).

Constituent: Chloride Analysis Run 5/17/2023 1:11 PM View: Appendix III - Intrawell
Plant Scherer Client: Southern Company Data: Scherer Cell 1-CCR

Within Limit

Prediction Limit Intrawell Parametric

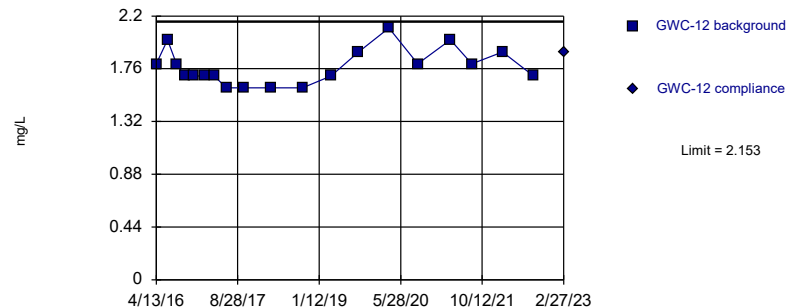


Background Data Summary: Mean=1.778, Std. Dev.=0.1181, n=19. Normality test: Shapiro Wilk @alpha = 0.05, calculated = 0.9399, critical = 0.901. Kappa = 2.478 (c=7, w=17, 1 of 2, event alpha = 0.05132). Report alpha = 0.0004426.

Constituent: Chloride Analysis Run 5/17/2023 1:11 PM View: Appendix III - Intrawell
Plant Scherer Client: Southern Company Data: Scherer Cell 1-CCR

Within Limit

Prediction Limit Intrawell Parametric

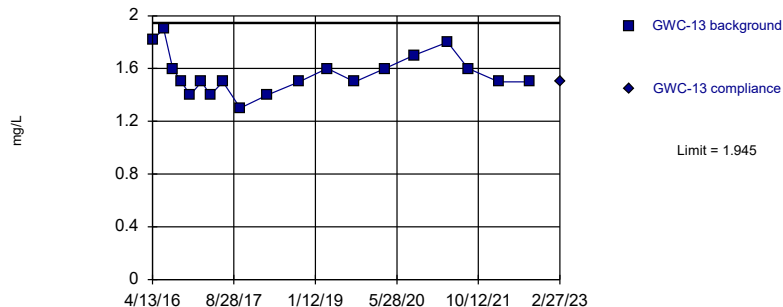


Background Data Summary (based on square root transformation): Mean=1.331, Std. Dev.=0.0551, n=19. Normality test: Shapiro Wilk @alpha = 0.05, calculated = 0.9056, critical = 0.901. Kappa = 2.478 (c=7, w=17, 1 of 2, event alpha = 0.05132). Report alpha = 0.0004426.

Constituent: Chloride Analysis Run 5/17/2023 1:11 PM View: Appendix III - Intrawell
Plant Scherer Client: Southern Company Data: Scherer Cell 1-CCR

Within Limit

Prediction Limit Intrawell Parametric

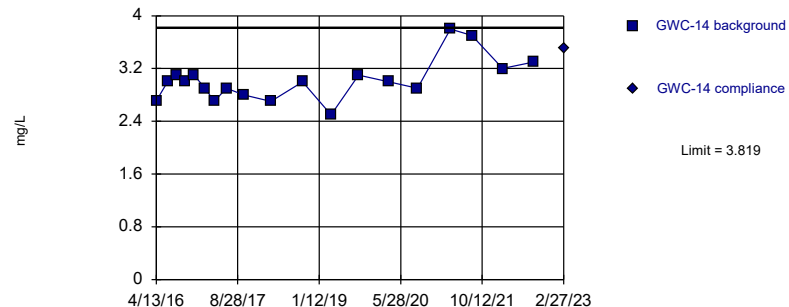


Background Data Summary: Mean=1.559, Std. Dev.=0.1557, n=19. Normality test: Shapiro Wilk @alpha = 0.05, calculated = 0.9182, critical = 0.901. Kappa = 2.478 (c=7, w=17, 1 of 2, event alpha = 0.05132). Report alpha = 0.0004426.

Constituent: Chloride Analysis Run 5/17/2023 1:11 PM View: Appendix III - Intrawell
Plant Scherer Client: Southern Company Data: Scherer Cell 1-CCR

Within Limit

Prediction Limit Intrawell Parametric

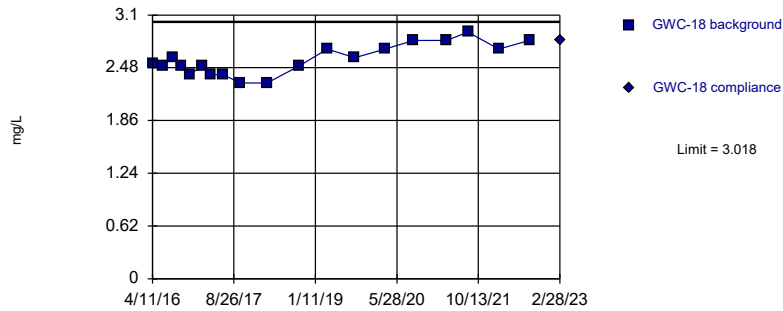


Background Data Summary: Mean=3.022, Std. Dev.=0.3219, n=19. Normality test: Shapiro Wilk @alpha = 0.05, calculated = 0.9091, critical = 0.901. Kappa = 2.478 (c=7, w=17, 1 of 2, event alpha = 0.05132). Report alpha = 0.0004426.

Constituent: Chloride Analysis Run 5/17/2023 1:11 PM View: Appendix III - Intrawell
Plant Scherer Client: Southern Company Data: Scherer Cell 1-CCR

Within Limit

Prediction Limit
Intrawell Parametric

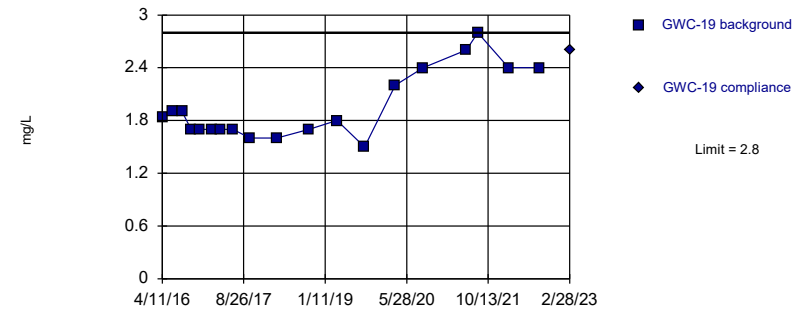


Background Data Summary: Mean=2.575, Std. Dev.=0.1785, n=19. Normality test: Shapiro Wilk @alpha = 0.05, calculated = 0.9483, critical = 0.901. Kappa = 2.478 (c=7, w=17, 1 of 2, event alpha = 0.05132). Report alpha = 0.0004426.

Constituent: Chloride Analysis Run 5/17/2023 1:11 PM View: Appendix III - Intrawell
Plant Scherer Client: Southern Company Data: Scherer Cell 1-CCR

Within Limit

Prediction Limit
Intrawell Non-parametric

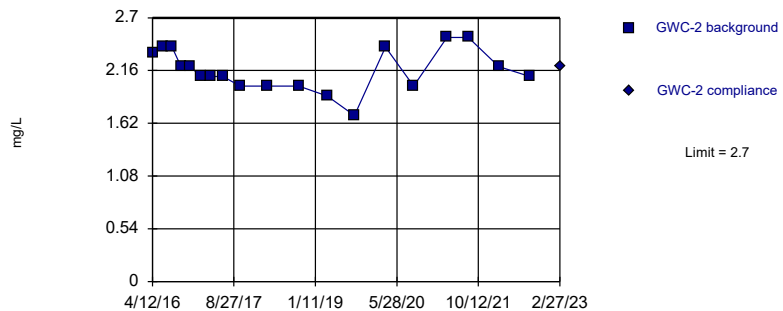


Non-parametric test used in lieu of parametric prediction limit because the Shapiro Wilk normality test showed the data to be non-normal at the 0.05 alpha level. Limit is highest of 19 background values. Well-constituent pair annual alpha = 0.009641. Individual comparison alpha = 0.004832 (1 of 2).

Constituent: Chloride Analysis Run 5/17/2023 1:11 PM View: Appendix III - Intrawell
Plant Scherer Client: Southern Company Data: Scherer Cell 1-CCR

Within Limit

Prediction Limit
Intrawell Parametric

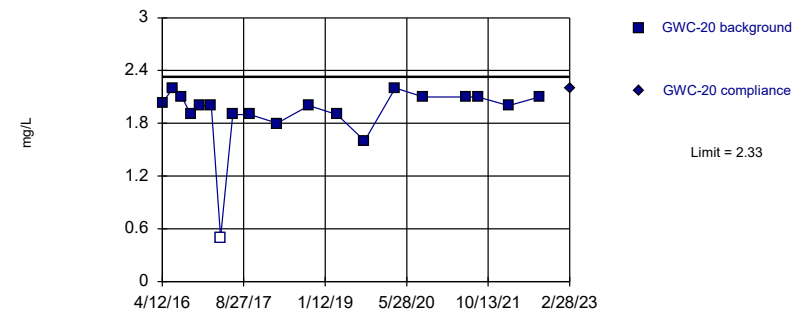


Background Data Summary: Mean=2.165, Std. Dev.=0.2156, n=19. Normality test: Shapiro Wilk @alpha = 0.05, calculated = 0.9482, critical = 0.901. Kappa = 2.478 (c=7, w=17, 1 of 2, event alpha = 0.05132). Report alpha = 0.0004426.

Constituent: Chloride Analysis Run 5/17/2023 1:11 PM View: Appendix III - Intrawell
Plant Scherer Client: Southern Company Data: Scherer Cell 1-CCR

Within Limit

Prediction Limit
Intrawell Parametric

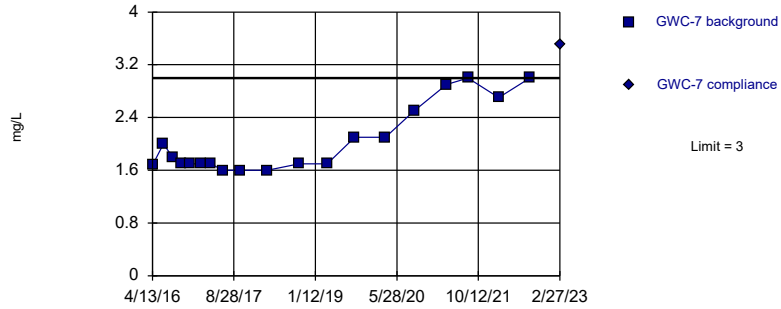


Background Data Summary (based on x^4 transformation): Mean=15.49, Std. Dev.=5.649, n=19, 5.263% NDs. Normality test: Shapiro Wilk @alpha = 0.05, calculated = 0.9069, critical = 0.901. Kappa = 2.478 (c=7, w=17, 1 of 2, event alpha = 0.05132). Report alpha = 0.0004426.

Constituent: Chloride Analysis Run 5/17/2023 1:11 PM View: Appendix III - Intrawell
Plant Scherer Client: Southern Company Data: Scherer Cell 1-CCR

Exceeds Limit

Prediction Limit
Intrawell Non-parametric

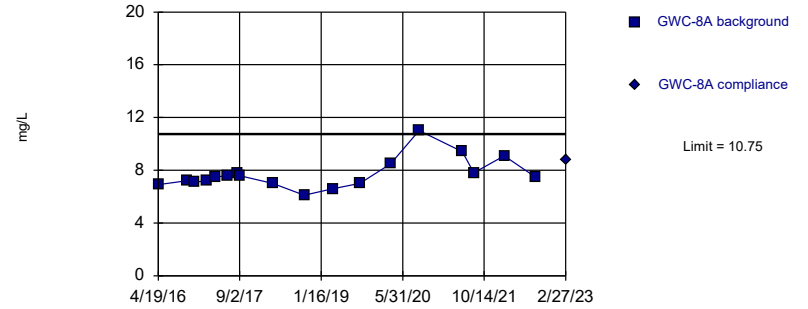


Non-parametric test used in lieu of parametric prediction limit because the Shapiro Wilk normality test showed the data to be non-normal at the 0.05 alpha level. Limit is highest of 19 background values. Well-constituent pair annual alpha = 0.009641. Individual comparison alpha = 0.004832 (1 of 2).

Constituent: Chloride Analysis Run 5/17/2023 1:12 PM View: Appendix III - Intrawell
Plant Scherer Client: Southern Company Data: Scherer Cell 1-CCR

Within Limit

Prediction Limit
Intrawell Parametric

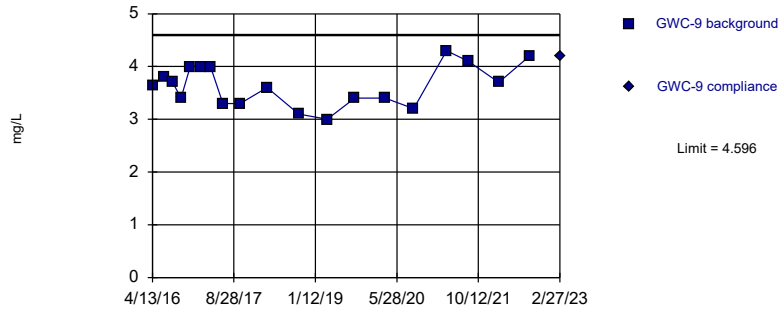


Background Data Summary (based on cube root transformation): Mean=1.972, Std. Dev.=0.09371, n=18. Normality test: Shapiro Wilk @alpha = 0.05, calculated = 0.8987, critical = 0.897. Kappa = 2.511 (c=7, w=17, 1 of 2, event alpha = 0.05132). Report alpha = 0.0004426.

Constituent: Chloride Analysis Run 5/17/2023 1:12 PM View: Appendix III - Intrawell
Plant Scherer Client: Southern Company Data: Scherer Cell 1-CCR

Within Limit

Prediction Limit
Intrawell Parametric

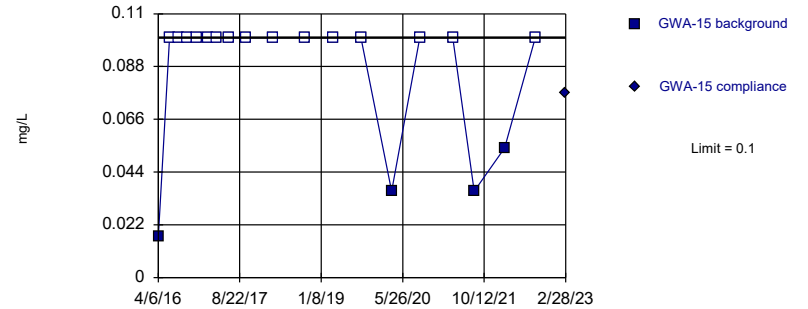


Background Data Summary: Mean=3.639, Std. Dev.=0.3861, n=19. Normality test: Shapiro Wilk @alpha = 0.05, calculated = 0.9602, critical = 0.901. Kappa = 2.478 (c=7, w=17, 1 of 2, event alpha = 0.05132). Report alpha = 0.0004426.

Constituent: Chloride Analysis Run 5/17/2023 1:12 PM View: Appendix III - Intrawell
Plant Scherer Client: Southern Company Data: Scherer Cell 1-CCR

Within Limit

Prediction Limit
Intrawell Non-parametric

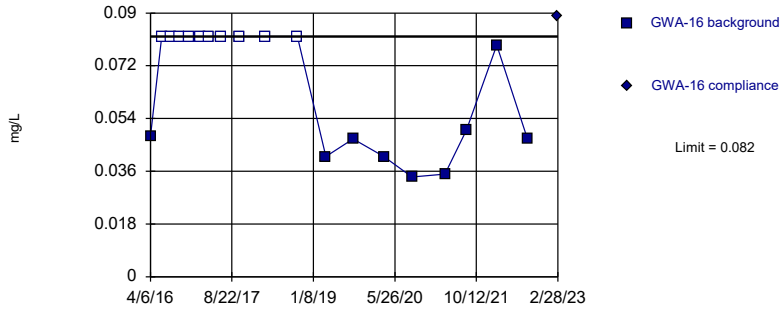


Non-parametric test used in lieu of parametric prediction limit because censored data exceeded 50%. Limit is highest of 19 background values. 78.95% NDs. Well-constituent pair annual alpha = 0.009641. Individual comparison alpha = 0.004832 (1 of 2).

Constituent: Fluoride Analysis Run 5/17/2023 1:12 PM View: Appendix III - Intrawell
Plant Scherer Client: Southern Company Data: Scherer Cell 1-CCR

Within Limit

Prediction Limit
Intrawell Non-parametric

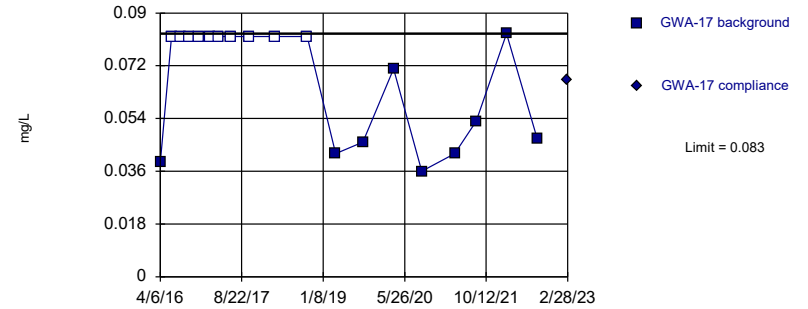


Non-parametric test used in lieu of parametric prediction limit because censored data exceeded 50%. Limit is highest of 19 background values. 52.63% NDs. Well-constituent pair annual alpha = 0.009641. Individual comparison alpha = 0.004832 (1 of 2).

Constituent: Fluoride Analysis Run 5/17/2023 1:12 PM View: Appendix III - Intrawell
Plant Scherer Client: Southern Company Data: Scherer Cell 1-CCR

Within Limit

Prediction Limit
Intrawell Non-parametric

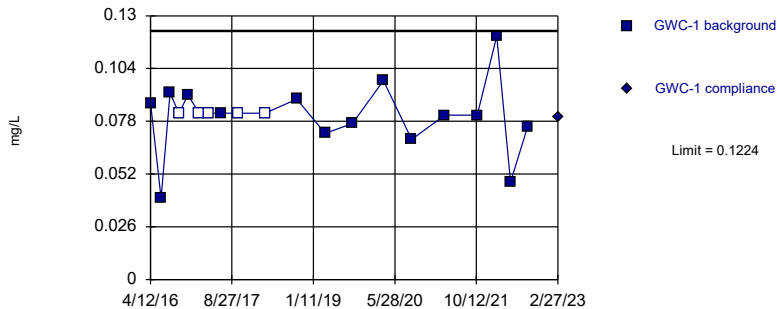


Non-parametric test used in lieu of parametric prediction limit because censored data exceeded 50%. Limit is highest of 19 background values. 52.63% NDs. Well-constituent pair annual alpha = 0.009641. Individual comparison alpha = 0.004832 (1 of 2).

Constituent: Fluoride Analysis Run 5/17/2023 1:12 PM View: Appendix III - Intrawell
Plant Scherer Client: Southern Company Data: Scherer Cell 1-CCR

Within Limit

Prediction Limit
Intrawell Parametric

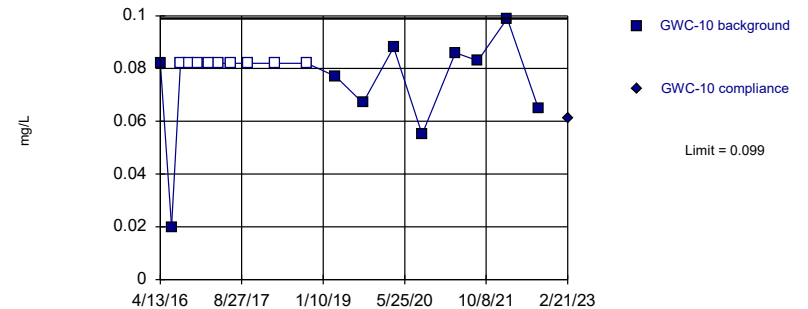


Background Data Summary (after Kaplan-Meier Adjustment): Mean=0.0761, Std. Dev.=0.01895, n=20, 25% NDs. Normality test: Shapiro Wilk @alpha = 0.01, calculated = 0.8835, critical = 0.868. Kappa = 2.446 (c=7, w=17, 1 of 2, event alpha = 0.05132). Report alpha = 0.0004426.

Constituent: Fluoride Analysis Run 5/17/2023 1:12 PM View: Appendix III - Intrawell
Plant Scherer Client: Southern Company Data: Scherer Cell 1-CCR

Within Limit

Prediction Limit
Intrawell Non-parametric

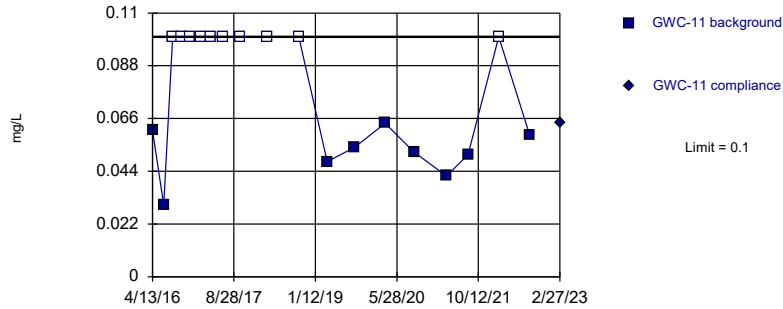


Non-parametric test used in lieu of parametric prediction limit because the Shapiro Wilk normality test showed the data to be non-normal at the 0.05 alpha level. Limit is highest of 19 background values. 47.37% NDs. Well-constituent pair annual alpha = 0.009641. Individual comparison alpha = 0.004832 (1 of 2).

Constituent: Fluoride Analysis Run 5/17/2023 1:12 PM View: Appendix III - Intrawell
Plant Scherer Client: Southern Company Data: Scherer Cell 1-CCR

Within Limit

Prediction Limit
Intrawell Non-parametric

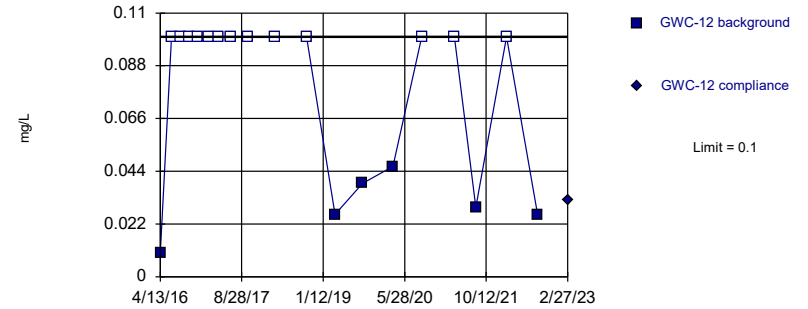


Non-parametric test used in lieu of parametric prediction limit because censored data exceeded 50%. Limit is highest of 19 background values. 52.63% NDs. Well-constituent pair annual alpha = 0.009641. Individual comparison alpha = 0.004832 (1 of 2).

Constituent: Fluoride Analysis Run 5/17/2023 1:12 PM View: Appendix III - Intrawell
Plant Scherer Client: Southern Company Data: Scherer Cell 1-CCR

Within Limit

Prediction Limit
Intrawell Non-parametric

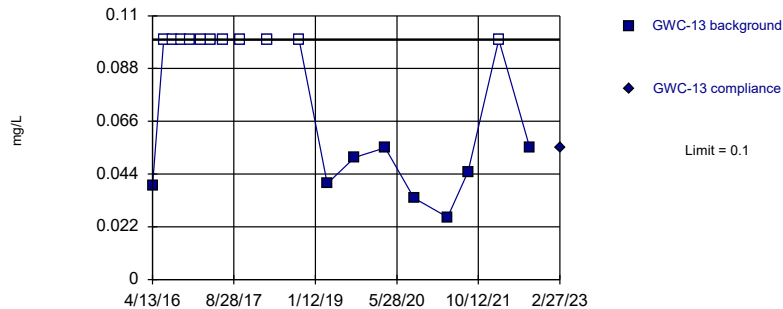


Non-parametric test used in lieu of parametric prediction limit because censored data exceeded 50%. Limit is highest of 19 background values. 68.42% NDs. Well-constituent pair annual alpha = 0.009641. Individual comparison alpha = 0.004832 (1 of 2).

Constituent: Fluoride Analysis Run 5/17/2023 1:12 PM View: Appendix III - Intrawell
Plant Scherer Client: Southern Company Data: Scherer Cell 1-CCR

Within Limit

Prediction Limit
Intrawell Non-parametric

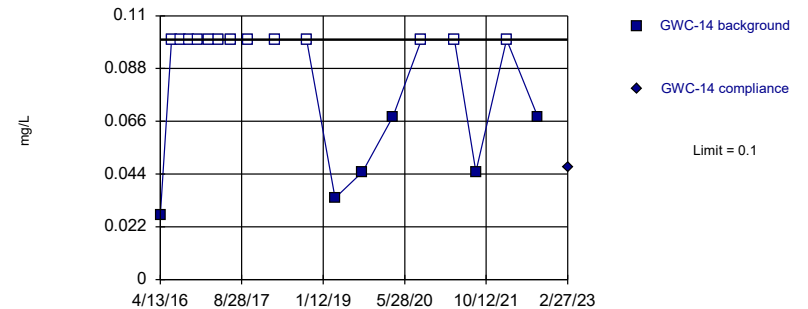


Non-parametric test used in lieu of parametric prediction limit because censored data exceeded 50%. Limit is highest of 19 background values. 57.89% NDs. Well-constituent pair annual alpha = 0.009641. Individual comparison alpha = 0.004832 (1 of 2).

Constituent: Fluoride Analysis Run 5/17/2023 1:12 PM View: Appendix III - Intrawell
Plant Scherer Client: Southern Company Data: Scherer Cell 1-CCR

Within Limit

Prediction Limit
Intrawell Non-parametric

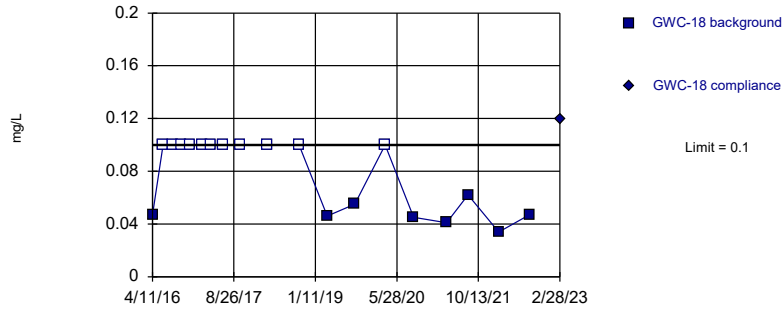


Non-parametric test used in lieu of parametric prediction limit because censored data exceeded 50%. Limit is highest of 19 background values. 68.42% NDs. Well-constituent pair annual alpha = 0.009641. Individual comparison alpha = 0.004832 (1 of 2).

Constituent: Fluoride Analysis Run 5/17/2023 1:12 PM View: Appendix III - Intrawell
Plant Scherer Client: Southern Company Data: Scherer Cell 1-CCR

Exceeds Limit

Prediction Limit
Intrawell Non-parametric

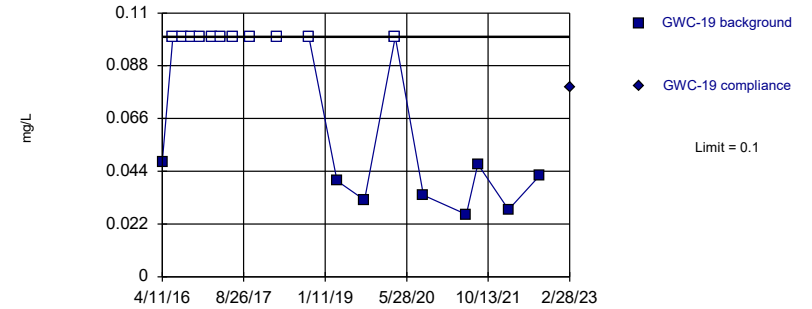


Non-parametric test used in lieu of parametric prediction limit because censored data exceeded 50%. Limit is highest of 19 background values. 57.89% NDs. Well-constituent pair annual alpha = 0.009641. Individual comparison alpha = 0.004832 (1 of 2).

Constituent: Fluoride Analysis Run 5/17/2023 1:12 PM View: Appendix III - Intrawell
Plant Scherer Client: Southern Company Data: Scherer Cell 1-CCR

Within Limit

Prediction Limit
Intrawell Non-parametric

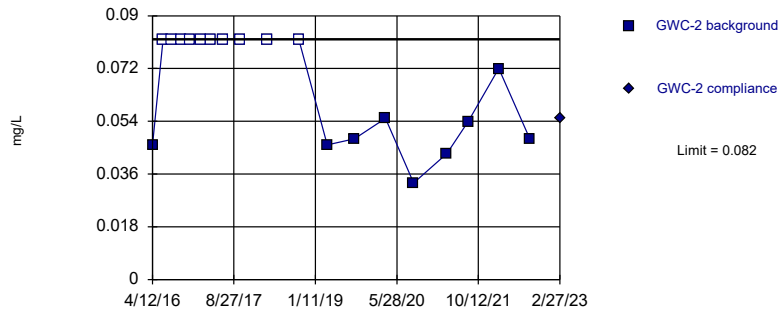


Non-parametric test used in lieu of parametric prediction limit because censored data exceeded 50%. Limit is highest of 19 background values. 57.89% NDs. Well-constituent pair annual alpha = 0.009641. Individual comparison alpha = 0.004832 (1 of 2).

Constituent: Fluoride Analysis Run 5/17/2023 1:12 PM View: Appendix III - Intrawell
Plant Scherer Client: Southern Company Data: Scherer Cell 1-CCR

Within Limit

Prediction Limit
Intrawell Non-parametric

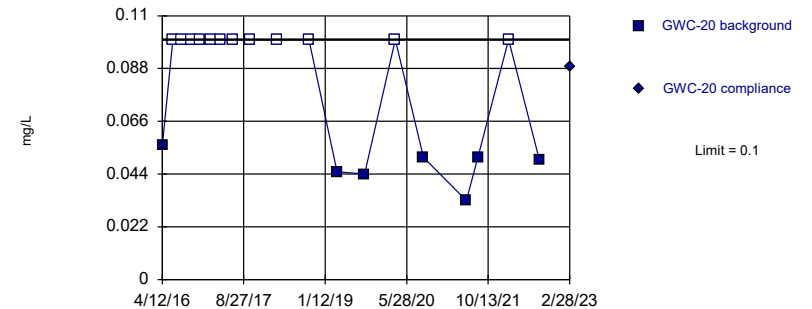


Non-parametric test used in lieu of parametric prediction limit because censored data exceeded 50%. Limit is highest of 19 background values. 52.63% NDs. Well-constituent pair annual alpha = 0.009641. Individual comparison alpha = 0.004832 (1 of 2).

Constituent: Fluoride Analysis Run 5/17/2023 1:12 PM View: Appendix III - Intrawell
Plant Scherer Client: Southern Company Data: Scherer Cell 1-CCR

Within Limit

Prediction Limit
Intrawell Non-parametric

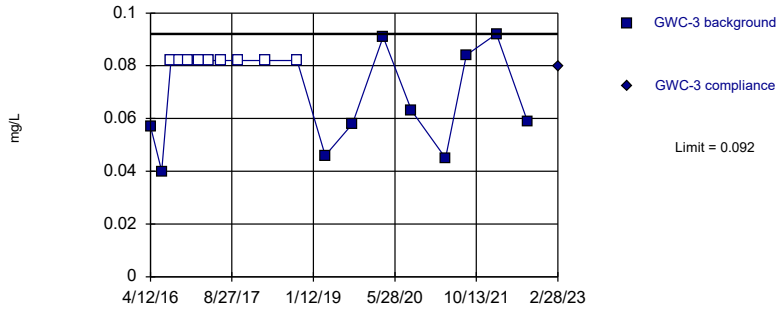


Non-parametric test used in lieu of parametric prediction limit because censored data exceeded 50%. Limit is highest of 19 background values. 63.16% NDs. Well-constituent pair annual alpha = 0.009641. Individual comparison alpha = 0.004832 (1 of 2).

Constituent: Fluoride Analysis Run 5/17/2023 1:12 PM View: Appendix III - Intrawell
Plant Scherer Client: Southern Company Data: Scherer Cell 1-CCR

Within Limit

Prediction Limit
Intrawell Non-parametric

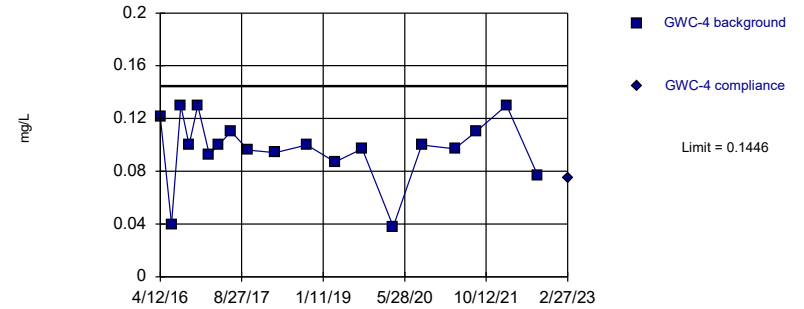


Non-parametric test used in lieu of parametric prediction limit because the Shapiro Wilk normality test showed the data to be non-normal at the 0.05 alpha level. Limit is highest of 19 background values. 47.37% NDs. Well-constituent pair annual alpha = 0.009641. Individual comparison alpha = 0.004832 (1 of 2).

Constituent: Fluoride Analysis Run 5/17/2023 1:12 PM View: Appendix III - Intrawell
Plant Scherer Client: Southern Company Data: Scherer Cell 1-CCR

Within Limit

Prediction Limit
Intrawell Parametric

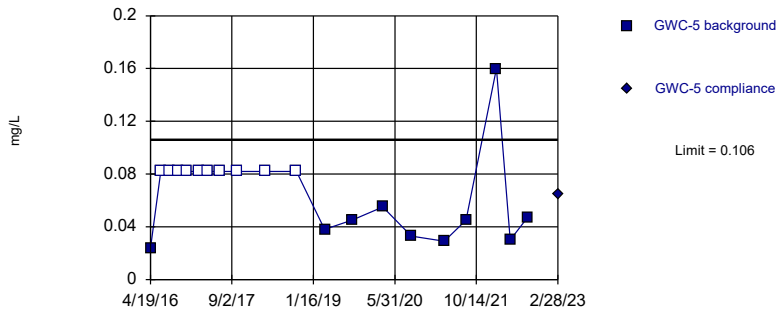


Background Data Summary (based on square transformation): Mean=0.01008, Std. Dev.=0.00437, n=19. Normality test: Shapiro Wilk @alpha = 0.05, calculated = 0.9165, critical = 0.901. Kappa = 2.478 (c=7, w=17, 1 of 2, event alpha = 0.05132). Report alpha = 0.0004426.

Constituent: Fluoride Analysis Run 5/17/2023 1:12 PM View: Appendix III - Intrawell
Plant Scherer Client: Southern Company Data: Scherer Cell 1-CCR

Within Limit

Prediction Limit
Intrawell Parametric

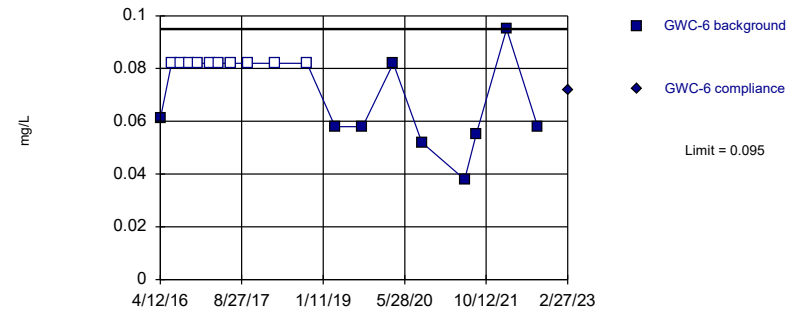


Background Data Summary (based on cube root transformation) (after Kaplan-Meier Adjustment): Mean=0.3409, Std. Dev.=0.05413, n=20, 50% NDs. Normality test: Shapiro Wilk @alpha = 0.01, calculated = 0.8729, critical = 0.868. Kappa = 2.446 (c=7, w=17, 1 of 2, event alpha = 0.05132). Report alpha = 0.0004426.

Constituent: Fluoride Analysis Run 5/17/2023 1:12 PM View: Appendix III - Intrawell
Plant Scherer Client: Southern Company Data: Scherer Cell 1-CCR

Within Limit

Prediction Limit
Intrawell Non-parametric

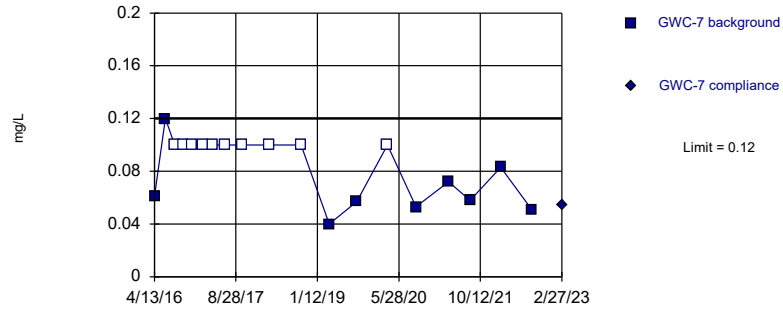


Non-parametric test used in lieu of parametric prediction limit because censored data exceeded 50%. Limit is highest of 19 background values. 52.63% NDs. Well-constituent pair annual alpha = 0.009641. Individual comparison alpha = 0.004832 (1 of 2).

Constituent: Fluoride Analysis Run 5/17/2023 1:12 PM View: Appendix III - Intrawell
Plant Scherer Client: Southern Company Data: Scherer Cell 1-CCR

Within Limit

Prediction Limit
Intrawell Non-parametric

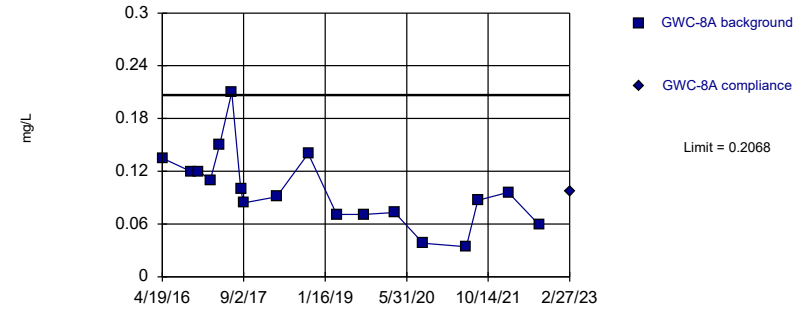


Non-parametric test used in lieu of parametric prediction limit because censored data exceeded 50%. Limit is highest of 19 background values. 52.63% NDs. Well-constituent pair annual alpha = 0.009641. Individual comparison alpha = 0.004832 (1 of 2).

Constituent: Fluoride Analysis Run 5/17/2023 1:12 PM View: Appendix III - Intrawell
Plant Scherer Client: Southern Company Data: Scherer Cell 1-CCR

Within Limit

Prediction Limit
Intrawell Parametric

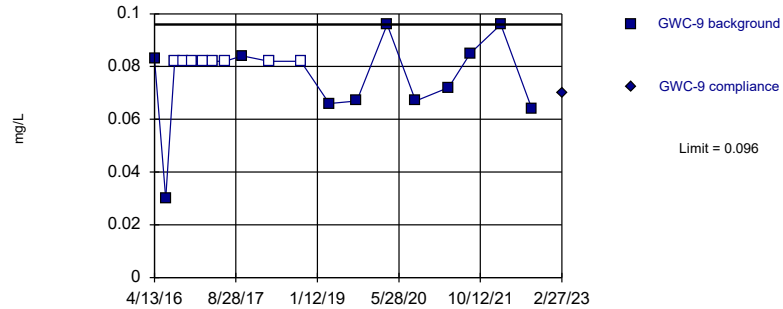


Background Data Summary: Mean=0.09939, Std. Dev.=0.04279, n=18. Normality test: Shapiro Wilk @alpha = 0.05, calculated = 0.9545, critical = 0.897. Kappa = 2.511 (c=7, w=17, 1 of 2, event alpha = 0.05132). Report alpha = 0.0004426.

Constituent: Fluoride Analysis Run 5/17/2023 1:12 PM View: Appendix III - Intrawell
Plant Scherer Client: Southern Company Data: Scherer Cell 1-CCR

Within Limit

Prediction Limit
Intrawell Non-parametric

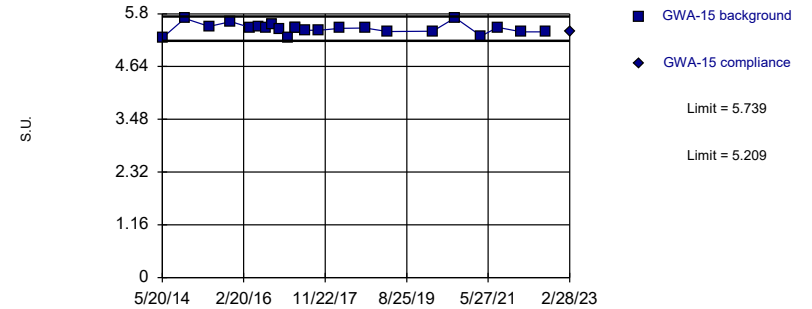


Non-parametric test used in lieu of parametric prediction limit because the Shapiro Wilk normality test showed the data to be non-normal at the 0.05 alpha level. Limit is highest of 19 background values. 42.11% NDs. Well-constituent pair annual alpha = 0.009641. Individual comparison alpha = 0.004832 (1 of 2).

Constituent: Fluoride Analysis Run 5/17/2023 1:12 PM View: Appendix III - Intrawell
Plant Scherer Client: Southern Company Data: Scherer Cell 1-CCR

Within Limits

Prediction Limit
Intrawell Parametric

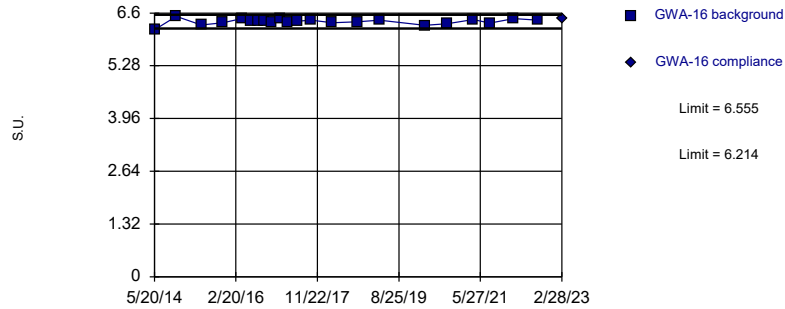


Background Data Summary: Mean=5.474, Std. Dev.=0.1111, n=23. Normality test: Shapiro Wilk @alpha = 0.01, calculated = 0.9419, critical = 0.881. Kappa = 2.386 (c=7, w=17, 1 of 2, event alpha = 0.05132). Report alpha = 0.0004426.

Constituent: pH Analysis Run 5/17/2023 1:12 PM View: Appendix III - Intrawell
Plant Scherer Client: Southern Company Data: Scherer Cell 1-CCR

Within Limits

Prediction Limit Intrawell Parametric

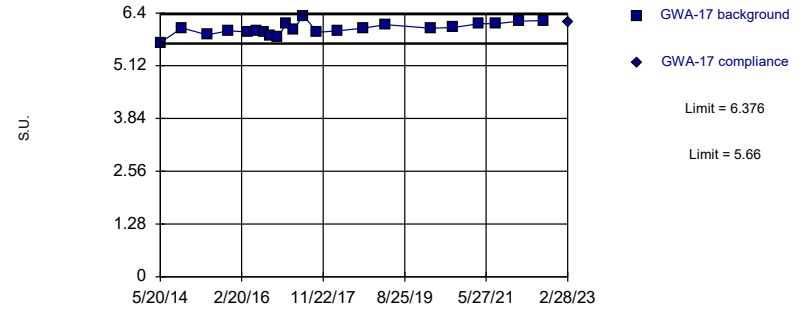


Background Data Summary: Mean=6.384, Std. Dev.=0.07089, n=22. Normality test: Shapiro Wilk @alpha = 0.01, calculated = 0.9445, critical = 0.878. Kappa = 2.406 (c=7, w=17, 1 of 2, event alpha = 0.05132). Report alpha = 0.0004426.

Constituent: pH Analysis Run 5/17/2023 1:12 PM View: Appendix III - Intrawell
Plant Scherer Client: Southern Company Data: Scherer Cell 1-CCR

Within Limits

Prediction Limit Intrawell Parametric

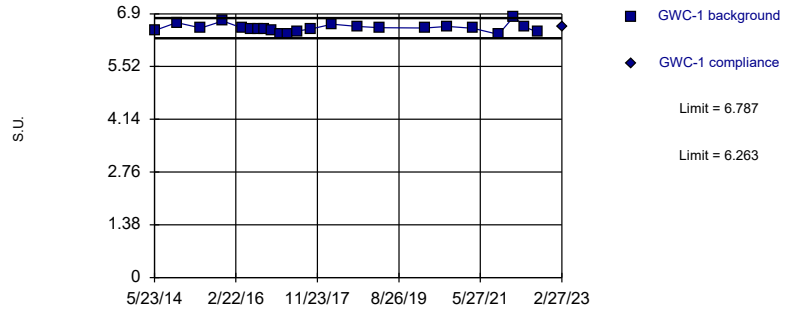


Background Data Summary: Mean=6.018, Std. Dev.=0.149, n=22. Normality test: Shapiro Wilk @alpha = 0.01, calculated = 0.9868, critical = 0.878. Kappa = 2.406 (c=7, w=17, 1 of 2, event alpha = 0.05132). Report alpha = 0.0004426.

Constituent: pH Analysis Run 5/17/2023 1:12 PM View: Appendix III - Intrawell
Plant Scherer Client: Southern Company Data: Scherer Cell 1-CCR

Within Limits

Prediction Limit Intrawell Parametric

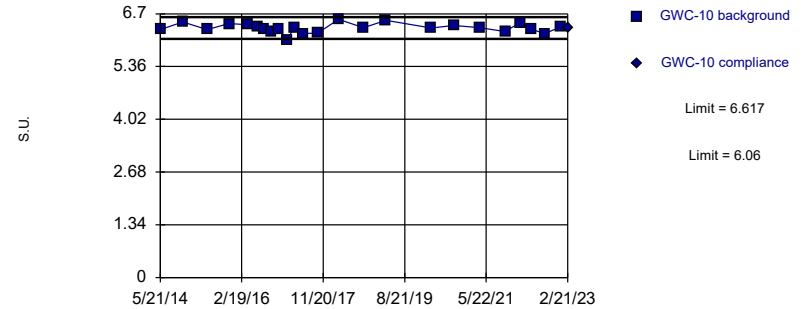


Background Data Summary: Mean=6.525, Std. Dev.=0.1099, n=23. Normality test: Shapiro Wilk @alpha = 0.01, calculated = 0.9298, critical = 0.881. Kappa = 2.386 (c=7, w=17, 1 of 2, event alpha = 0.05132). Report alpha = 0.0004426.

Constituent: pH Analysis Run 5/17/2023 1:12 PM View: Appendix III - Intrawell
Plant Scherer Client: Southern Company Data: Scherer Cell 1-CCR

Within Limits

Prediction Limit Intrawell Parametric

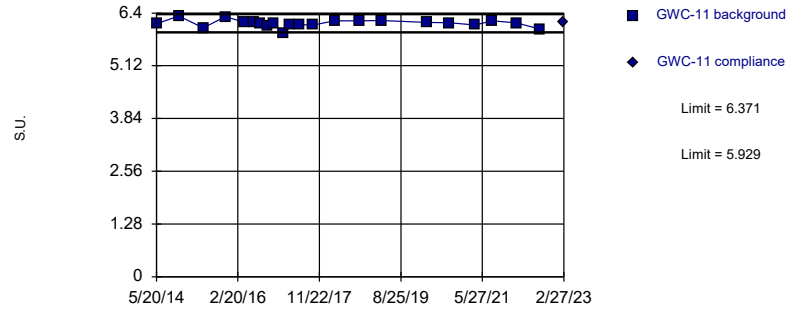


Background Data Summary: Mean=6.338, Std. Dev.=0.1176, n=24. Normality test: Shapiro Wilk @alpha = 0.01, calculated = 0.9715, critical = 0.884. Kappa = 2.366 (c=7, w=17, 1 of 2, event alpha = 0.05132). Report alpha = 0.0004426.

Constituent: pH Analysis Run 5/17/2023 1:12 PM View: Appendix III - Intrawell
Plant Scherer Client: Southern Company Data: Scherer Cell 1-CCR

Within Limits

Prediction Limit
Intrawell Parametric

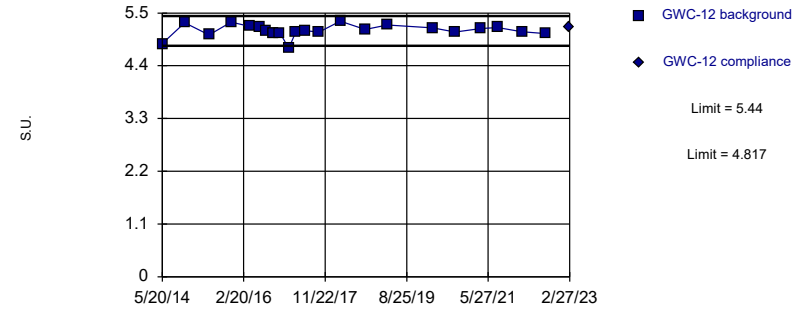


Background Data Summary: Mean=6.15, Std. Dev.=0.09196, n=22. Normality test: Shapiro Wilk @alpha = 0.01, calculated = 0.9361, critical = 0.878. Kappa = 2.406 (c=7, w=17, 1 of 2, event alpha = 0.05132). Report alpha = 0.0004426.

Constituent: pH Analysis Run 5/17/2023 1:12 PM View: Appendix III - Intrawell
Plant Scherer Client: Southern Company Data: Scherer Cell 1-CCR

Within Limits

Prediction Limit
Intrawell Parametric

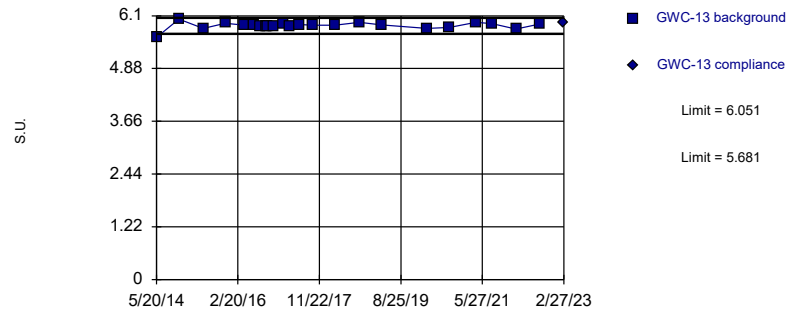


Background Data Summary: Mean=5.128, Std. Dev.=0.1305, n=23. Normality test: Shapiro Wilk @alpha = 0.01, calculated = 0.9047, critical = 0.881. Kappa = 2.386 (c=7, w=17, 1 of 2, event alpha = 0.05132). Report alpha = 0.0004426.

Constituent: pH Analysis Run 5/17/2023 1:12 PM View: Appendix III - Intrawell
Plant Scherer Client: Southern Company Data: Scherer Cell 1-CCR

Within Limits

Prediction Limit
Intrawell Parametric

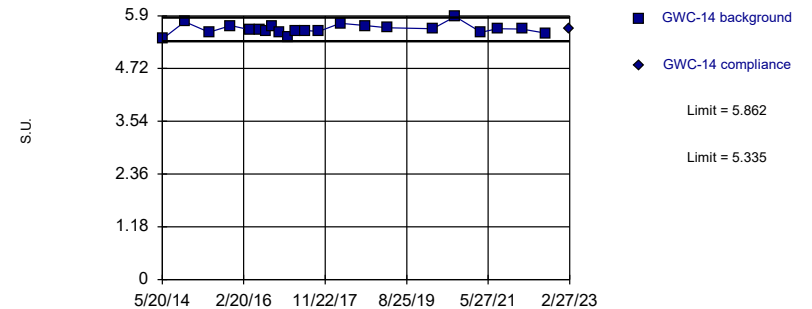


Background Data Summary (based on cube transformation): Mean=202.5, Std. Dev.=8.027, n=23. Normality test: Shapiro Wilk @alpha = 0.01, calculated = 0.8817, critical = 0.881. Kappa = 2.386 (c=7, w=17, 1 of 2, event alpha = 0.05132). Report alpha = 0.0004426.

Constituent: pH Analysis Run 5/17/2023 1:12 PM View: Appendix III - Intrawell
Plant Scherer Client: Southern Company Data: Scherer Cell 1-CCR

Within Limits

Prediction Limit
Intrawell Parametric

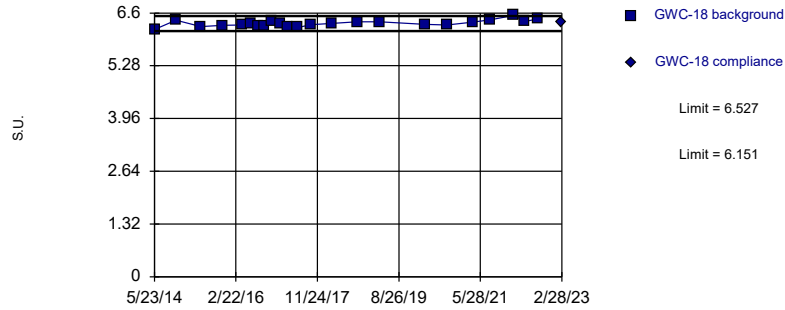


Background Data Summary: Mean=5.598, Std. Dev.=0.1095, n=22. Normality test: Shapiro Wilk @alpha = 0.01, calculated = 0.9571, critical = 0.878. Kappa = 2.406 (c=7, w=17, 1 of 2, event alpha = 0.05132). Report alpha = 0.0004426.

Constituent: pH Analysis Run 5/17/2023 1:12 PM View: Appendix III - Intrawell
Plant Scherer Client: Southern Company Data: Scherer Cell 1-CCR

Within Limits

Prediction Limit
Intrawell Parametric

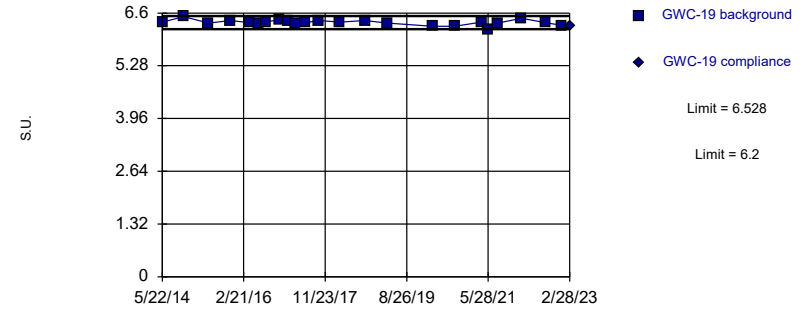


Background Data Summary: Mean=6.339, Std. Dev.=0.07879, n=23. Normality test: Shapiro Wilk @alpha = 0.01, calculated = 0.9788, critical = 0.881. Kappa = 2.386 (c=7, w=17, 1 of 2, event alpha = 0.05132). Report alpha = 0.0004426.

Constituent: pH Analysis Run 5/17/2023 1:12 PM View: Appendix III - Intrawell
 Plant Scherer Client: Southern Company Data: Scherer Cell 1-CCR

Within Limits

Prediction Limit
Intrawell Parametric

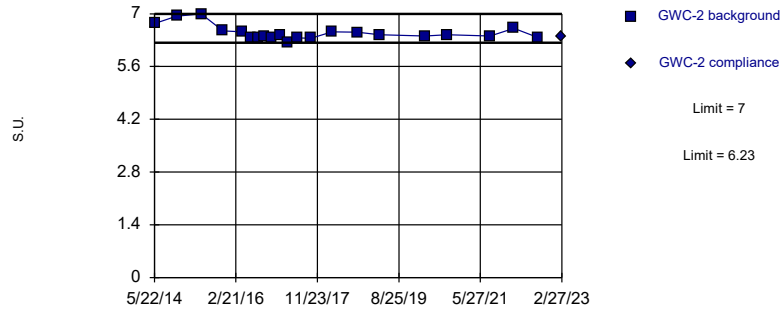


Background Data Summary: Mean=6.364, Std. Dev.=0.0688, n=23. Normality test: Shapiro Wilk @alpha = 0.01, calculated = 0.93, critical = 0.881. Kappa = 2.386 (c=7, w=17, 1 of 2, event alpha = 0.05132). Report alpha = 0.0004426.

Constituent: pH Analysis Run 5/17/2023 1:12 PM View: Appendix III - Intrawell
 Plant Scherer Client: Southern Company Data: Scherer Cell 1-CCR

Within Limits

Prediction Limit
Intrawell Non-parametric

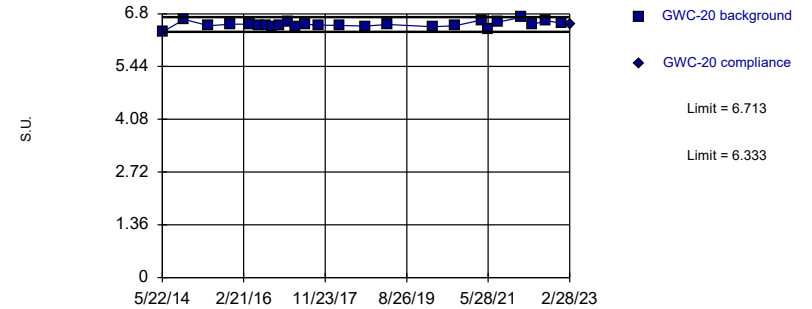


Non-parametric test used in lieu of parametric prediction limit because the Shapiro Wilk normality test showed the data to be non-normal at the 0.01 alpha level. Limits are highest and lowest of 21 background values. Well-constituent pair annual alpha = 0.01596. Individual comparison alpha = 0.007998 (1 of 2).

Constituent: pH Analysis Run 5/17/2023 1:12 PM View: Appendix III - Intrawell
 Plant Scherer Client: Southern Company Data: Scherer Cell 1-CCR

Within Limits

Prediction Limit
Intrawell Parametric

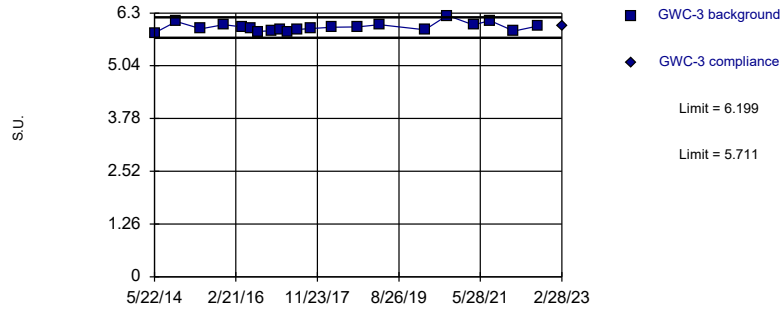


Background Data Summary: Mean=6.523, Std. Dev.=0.08092, n=25. Normality test: Shapiro Wilk @alpha = 0.01, calculated = 0.9506, critical = 0.888. Kappa = 2.347 (c=7, w=17, 1 of 2, event alpha = 0.05132). Report alpha = 0.0004426.

Constituent: pH Analysis Run 5/17/2023 1:12 PM View: Appendix III - Intrawell
 Plant Scherer Client: Southern Company Data: Scherer Cell 1-CCR

Within Limits

Prediction Limit
Intrawell Parametric

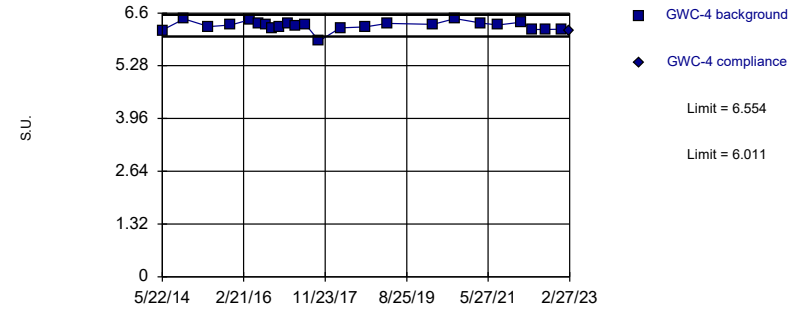


Background Data Summary: Mean=5.955, Std. Dev.=0.1016, n=22. Normality test: Shapiro Wilk @alpha = 0.01, calculated = 0.9136, critical = 0.878. Kappa = 2.406 (c=7, w=17, 1 of 2, event alpha = 0.05132). Report alpha = 0.0004426.

Constituent: pH Analysis Run 5/17/2023 1:12 PM View: Appendix III - Intrawell
 Plant Scherer Client: Southern Company Data: Scherer Cell 1-CCR

Within Limits

Prediction Limit
Intrawell Parametric

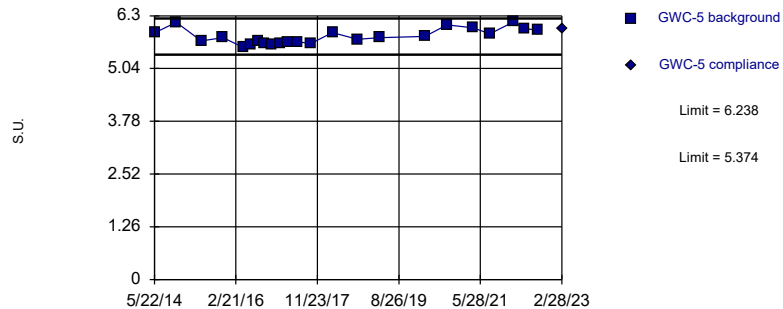


Background Data Summary: Mean=6.282, Std. Dev.=0.1147, n=24. Normality test: Shapiro Wilk @alpha = 0.01, calculated = 0.8874, critical = 0.884. Kappa = 2.366 (c=7, w=17, 1 of 2, event alpha = 0.05132). Report alpha = 0.0004426.

Constituent: pH Analysis Run 5/17/2023 1:12 PM View: Appendix III - Intrawell
 Plant Scherer Client: Southern Company Data: Scherer Cell 1-CCR

Within Limits

Prediction Limit
Intrawell Parametric

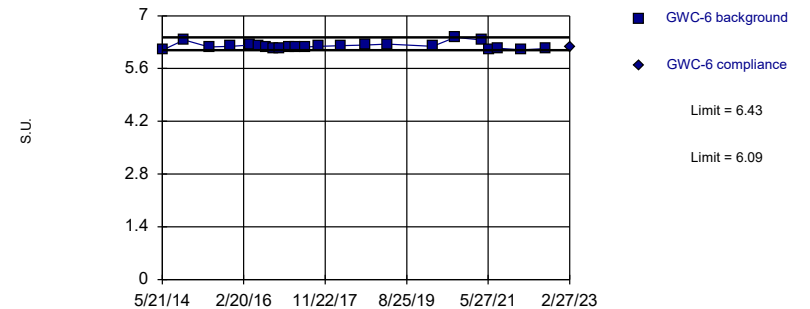


Background Data Summary: Mean=5.806, Std. Dev.=0.1811, n=23. Normality test: Shapiro Wilk @alpha = 0.01, calculated = 0.9298, critical = 0.881. Kappa = 2.386 (c=7, w=17, 1 of 2, event alpha = 0.05132). Report alpha = 0.0004426.

Constituent: pH Analysis Run 5/17/2023 1:12 PM View: Appendix III - Intrawell
 Plant Scherer Client: Southern Company Data: Scherer Cell 1-CCR

Within Limits

Prediction Limit
Intrawell Non-parametric

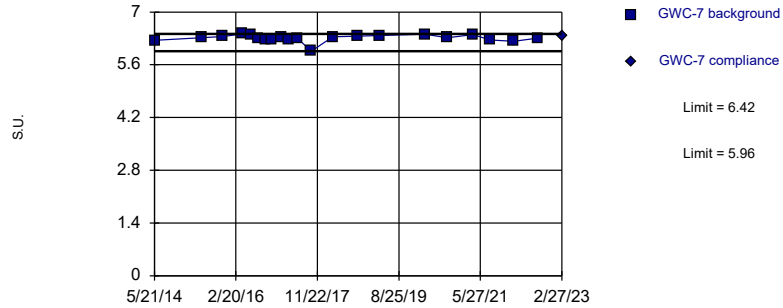


Non-parametric test used in lieu of parametric prediction limit because the Shapiro Wilk normality test showed the data to be non-normal at the 0.01 alpha level. Limits are highest and lowest of 23 background values. Well-constituent pair annual alpha = 0.01364. Individual comparison alpha = 0.006831 (1 of 2).

Constituent: pH Analysis Run 5/17/2023 1:12 PM View: Appendix III - Intrawell
 Plant Scherer Client: Southern Company Data: Scherer Cell 1-CCR

Within Limits

Prediction Limit
Intrawell Non-parametric

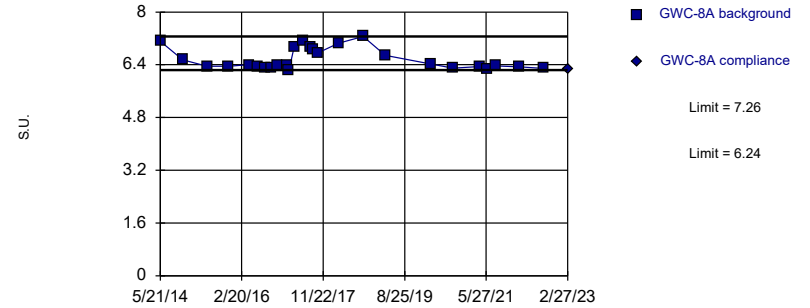


Non-parametric test used in lieu of parametric prediction limit because the Shapiro Wilk normality test showed the data to be non-normal at the 0.01 alpha level. Limits are highest and lowest of 21 background values. Well-constituent pair annual alpha = 0.01596. Individual comparison alpha = 0.007998 (1 of 2).

Constituent: pH Analysis Run 5/17/2023 1:12 PM View: Appendix III - Intrawell
 Plant Scherer Client: Southern Company Data: Scherer Cell 1-CCR

Within Limits

Prediction Limit
Intrawell Non-parametric

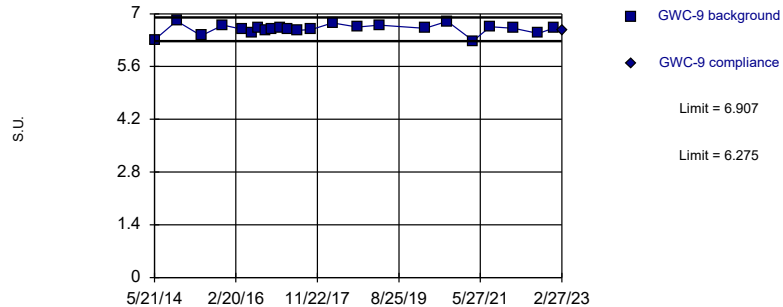


Non-parametric test used in lieu of parametric prediction limit because the Shapiro Wilk normality test showed the data to be non-normal at the 0.01 alpha level. Limits are highest and lowest of 26 background values. Well-constituent pair annual alpha = 0.01065. Individual comparison alpha = 0.005334 (1 of 2).

Constituent: pH Analysis Run 5/17/2023 1:12 PM View: Appendix III - Intrawell
 Plant Scherer Client: Southern Company Data: Scherer Cell 1-CCR

Within Limits

Prediction Limit
Intrawell Parametric

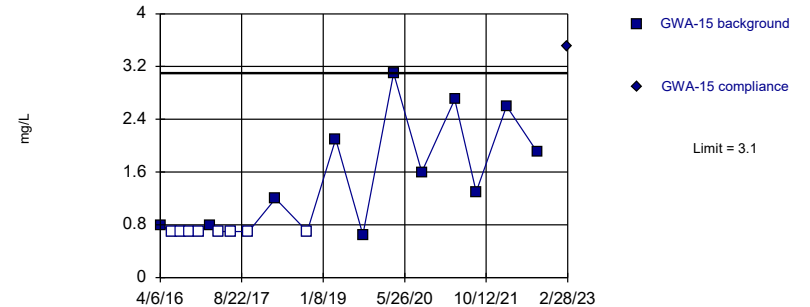


Background Data Summary: Mean=6.591, Std. Dev.=0.1325, n=23. Normality test: Shapiro Wilk @alpha = 0.01, calculated = 0.9376, critical = 0.881. Kappa = 2.386 (c=7, w=17, 1 of 2, event alpha = 0.05132). Report alpha = 0.0004426.

Constituent: pH Analysis Run 5/17/2023 1:12 PM View: Appendix III - Intrawell
 Plant Scherer Client: Southern Company Data: Scherer Cell 1-CCR

Exceeds Limit

Prediction Limit
Intrawell Non-parametric

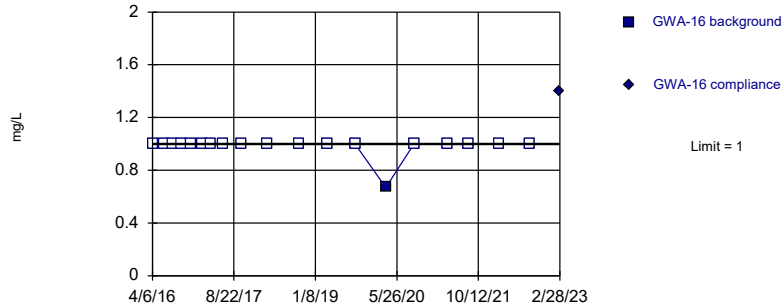


Non-parametric test used in lieu of parametric prediction limit because the Shapiro Wilk normality test showed the data to be non-normal at the 0.05 alpha level. Limit is highest of 19 background values. 42.11% NDs. Well-constituent pair annual alpha = 0.009641. Individual comparison alpha = 0.004832 (1 of 2).

Constituent: Sulfate Analysis Run 5/17/2023 1:12 PM View: Appendix III - Intrawell
 Plant Scherer Client: Southern Company Data: Scherer Cell 1-CCR

Exceeds Limit

Prediction Limit
Intrawell Non-parametric

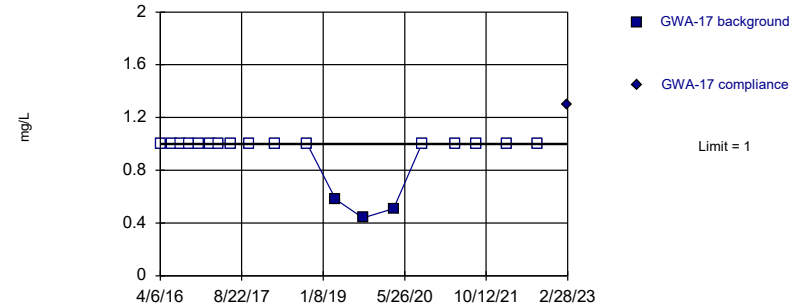


Non-parametric test used in lieu of parametric prediction limit because censored data exceeded 50%. Limit is highest of 19 background values. 94.74% NDs. Well-constituent pair annual alpha = 0.009641. Individual comparison alpha = 0.004832 (1 of 2).

Constituent: Sulfate Analysis Run 5/17/2023 1:12 PM View: Appendix III - Intrawell
Plant Scherer Client: Southern Company Data: Scherer Cell 1-CCR

Exceeds Limit

Prediction Limit
Intrawell Non-parametric

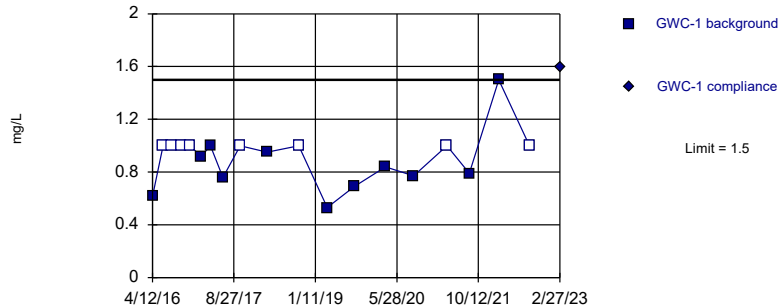


Non-parametric test used in lieu of parametric prediction limit because censored data exceeded 50%. Limit is highest of 19 background values. 84.21% NDs. Well-constituent pair annual alpha = 0.009641. Individual comparison alpha = 0.004832 (1 of 2).

Constituent: Sulfate Analysis Run 5/17/2023 1:12 PM View: Appendix III - Intrawell
Plant Scherer Client: Southern Company Data: Scherer Cell 1-CCR

Exceeds Limit

Prediction Limit
Intrawell Non-parametric

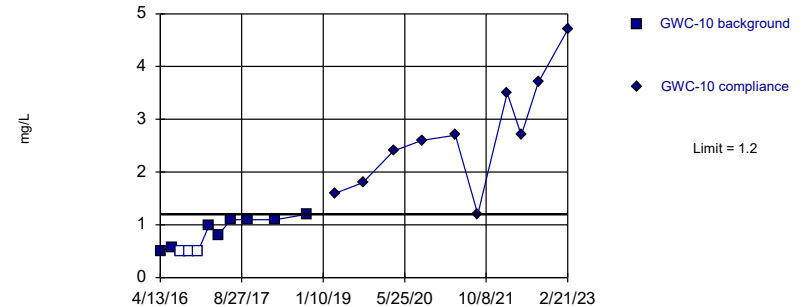


Non-parametric test used in lieu of parametric prediction limit because the Shapiro Wilk normality test showed the data to be non-normal at the 0.05 alpha level. Limit is highest of 19 background values. 42.11% NDs. Well-constituent pair annual alpha = 0.009641. Individual comparison alpha = 0.004832 (1 of 2).

Constituent: Sulfate Analysis Run 5/17/2023 1:12 PM View: Appendix III - Intrawell
Plant Scherer Client: Southern Company Data: Scherer Cell 1-CCR

Exceeds Limit

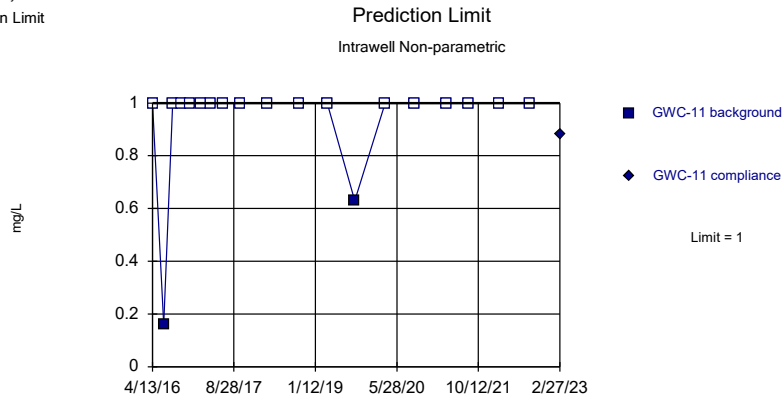
Prediction Limit
Intrawell Non-parametric



Non-parametric test used in lieu of parametric prediction limit because the Shapiro Wilk normality test showed the data to be non-normal at the 0.05 alpha level. Limit is highest of 11 background values. 27.27% NDs. Well-constituent pair annual alpha = 0.02537. Individual comparison alpha = 0.01276 (1 of 2).

Constituent: Sulfate Analysis Run 5/17/2023 1:12 PM View: Appendix III - Intrawell
Plant Scherer Client: Southern Company Data: Scherer Cell 1-CCR

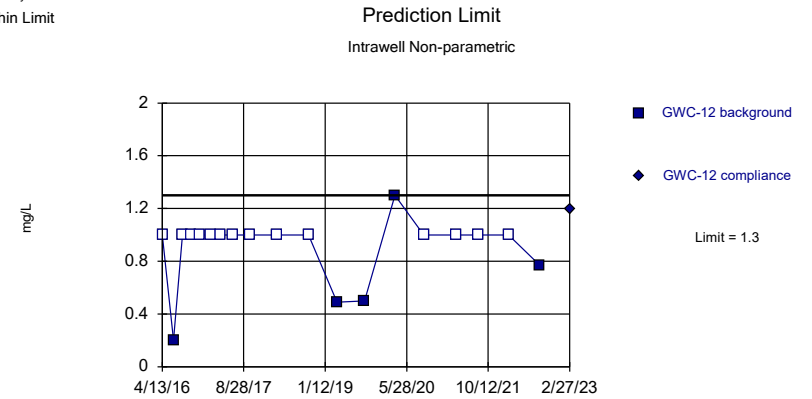
Within Limit



Non-parametric test used in lieu of parametric prediction limit because censored data exceeded 50%. Limit is highest of 19 background values. 89.47% NDs. Well-constituent pair annual alpha = 0.009641. Individual comparison alpha = 0.004832 (1 of 2).

Constituent: Sulfate Analysis Run 5/17/2023 1:12 PM View: Appendix III - Intrawell
Plant Scherer Client: Southern Company Data: Scherer Cell 1-CCR

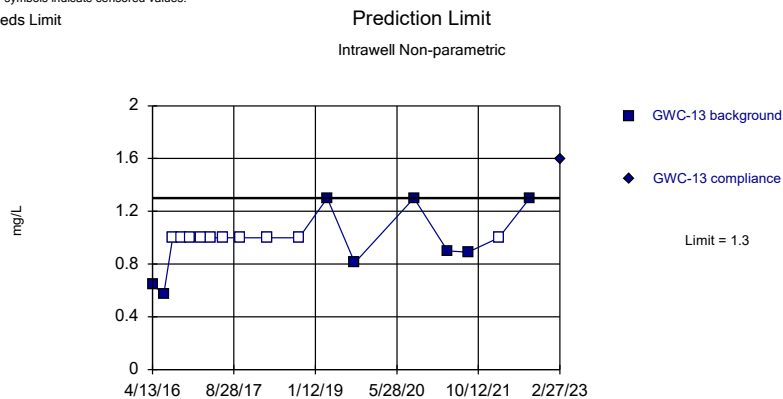
Within Limit



Non-parametric test used in lieu of parametric prediction limit because censored data exceeded 50%. Limit is highest of 19 background values. 73.68% NDs. Well-constituent pair annual alpha = 0.009641. Individual comparison alpha = 0.004832 (1 of 2).

Constituent: Sulfate Analysis Run 5/17/2023 1:12 PM View: Appendix III - Intrawell
Plant Scherer Client: Southern Company Data: Scherer Cell 1-CCR

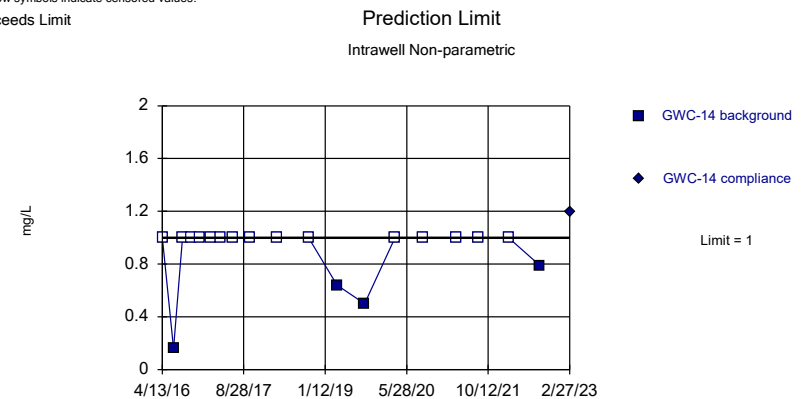
Exceeds Limit



Non-parametric test used in lieu of parametric prediction limit because censored data exceeded 50%. Limit is highest of 18 background values. 55.56% NDs. Well-constituent pair annual alpha = 0.01072. Individual comparison alpha = 0.005373 (1 of 2).

Constituent: Sulfate Analysis Run 5/17/2023 1:12 PM View: Appendix III - Intrawell
Plant Scherer Client: Southern Company Data: Scherer Cell 1-CCR

Exceeds Limit

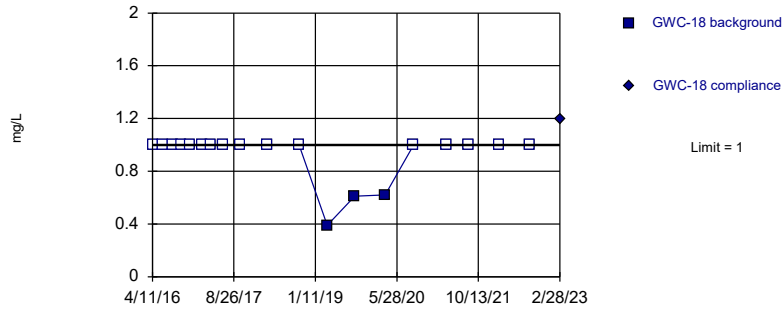


Non-parametric test used in lieu of parametric prediction limit because censored data exceeded 50%. Limit is highest of 19 background values. 78.95% NDs. Well-constituent pair annual alpha = 0.009641. Individual comparison alpha = 0.004832 (1 of 2).

Constituent: Sulfate Analysis Run 5/17/2023 1:12 PM View: Appendix III - Intrawell
Plant Scherer Client: Southern Company Data: Scherer Cell 1-CCR

Exceeds Limit

Prediction Limit
Intrawell Non-parametric

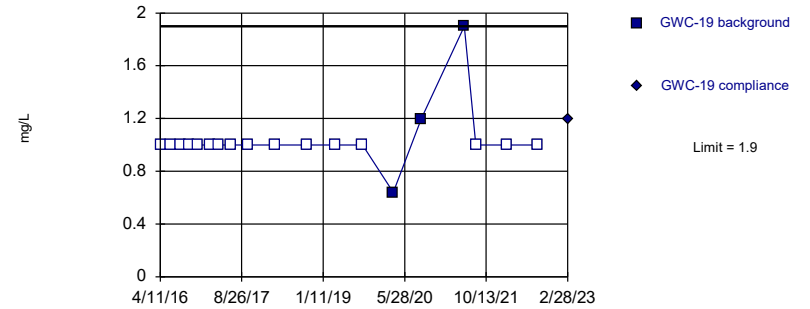


Non-parametric test used in lieu of parametric prediction limit because censored data exceeded 50%. Limit is highest of 19 background values. 84.21% NDs. Well-constituent pair annual alpha = 0.009641. Individual comparison alpha = 0.004832 (1 of 2).

Constituent: Sulfate Analysis Run 5/17/2023 1:12 PM View: Appendix III - Intrawell
Plant Scherer Client: Southern Company Data: Scherer Cell 1-CCR

Within Limit

Prediction Limit
Intrawell Non-parametric

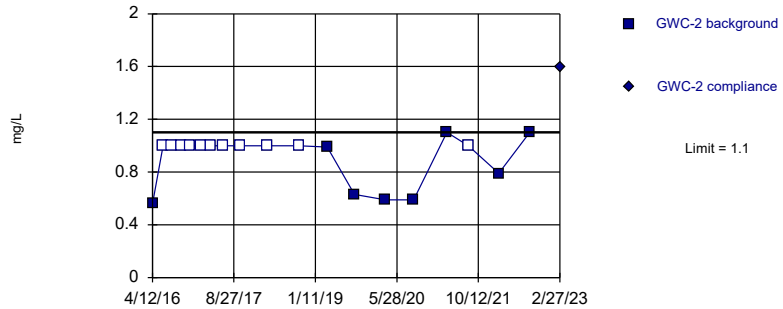


Non-parametric test used in lieu of parametric prediction limit because censored data exceeded 50%. Limit is highest of 19 background values. 84.21% NDs. Well-constituent pair annual alpha = 0.009641. Individual comparison alpha = 0.004832 (1 of 2).

Constituent: Sulfate Analysis Run 5/17/2023 1:12 PM View: Appendix III - Intrawell
Plant Scherer Client: Southern Company Data: Scherer Cell 1-CCR

Exceeds Limit

Prediction Limit
Intrawell Non-parametric

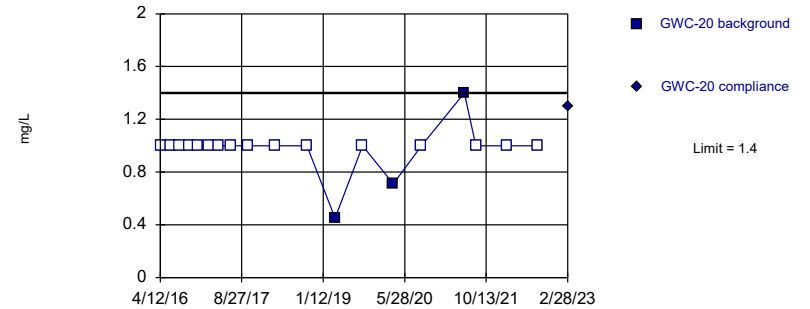


Non-parametric test used in lieu of parametric prediction limit because censored data exceeded 50%. Limit is highest of 19 background values. 57.89% NDs. Well-constituent pair annual alpha = 0.009641. Individual comparison alpha = 0.004832 (1 of 2).

Constituent: Sulfate Analysis Run 5/17/2023 1:12 PM View: Appendix III - Intrawell
Plant Scherer Client: Southern Company Data: Scherer Cell 1-CCR

Within Limit

Prediction Limit
Intrawell Non-parametric

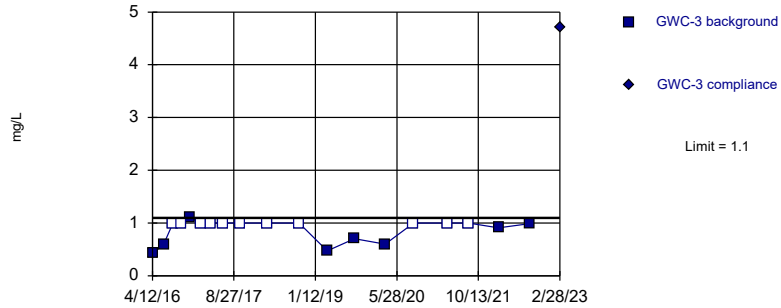


Non-parametric test used in lieu of parametric prediction limit because censored data exceeded 50%. Limit is highest of 19 background values. 84.21% NDs. Well-constituent pair annual alpha = 0.009641. Individual comparison alpha = 0.004832 (1 of 2).

Constituent: Sulfate Analysis Run 5/17/2023 1:12 PM View: Appendix III - Intrawell
Plant Scherer Client: Southern Company Data: Scherer Cell 1-CCR

Exceeds Limit

Prediction Limit
 Intrawell Non-parametric

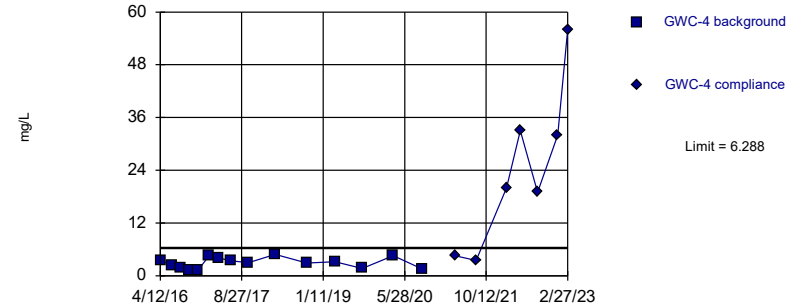


Non-parametric test used in lieu of parametric prediction limit because censored data exceeded 50%. Limit is highest of 19 background values. 57.89% NDs. Well-constituent pair annual alpha = 0.009641. Individual comparison alpha = 0.004832 (1 of 2).

Constituent: Sulfate Analysis Run 5/17/2023 1:12 PM View: Appendix III - Intrawell
 Plant Scherer Client: Southern Company Data: Scherer Cell 1-CCR

Exceeds Limit

Prediction Limit
 Intrawell Parametric

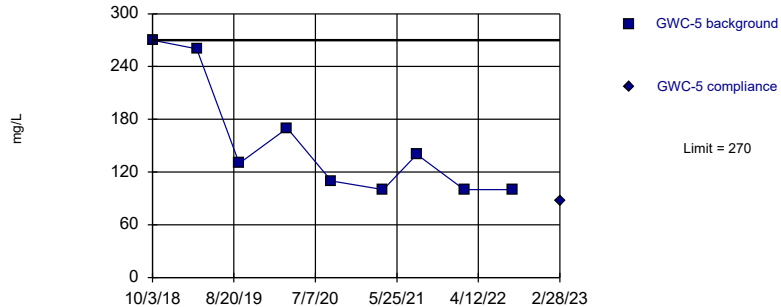


Background Data Summary: Mean=2.937, Std. Dev.=1.27, n=15. Normality test: Shapiro Wilk @alpha = 0.05, calculated = 0.9294, critical = 0.881. Kappa = 2.638 (c=7, w=17, 1 of 2, event alpha = 0.05132). Report alpha = 0.0004426.

Constituent: Sulfate Analysis Run 5/17/2023 1:12 PM View: Appendix III - Intrawell
 Plant Scherer Client: Southern Company Data: Scherer Cell 1-CCR

Within Limit

Prediction Limit
 Intrawell Non-parametric

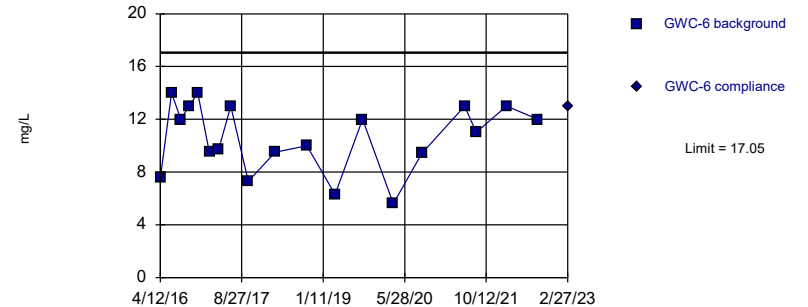


Non-parametric test used in lieu of parametric prediction limit because the Shapiro Wilk normality test showed the data to be non-normal at the 0.1 alpha level. Limit is highest of 9 background values. Well-constituent pair annual alpha = 0.03586. Individual comparison alpha = 0.01809 (1 of 2).

Constituent: Sulfate Analysis Run 5/17/2023 1:13 PM View: Appendix III - Intrawell
 Plant Scherer Client: Southern Company Data: Scherer Cell 1-CCR

Within Limit

Prediction Limit
 Intrawell Parametric

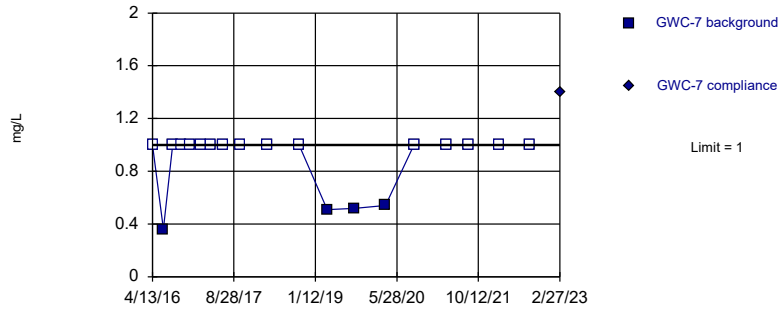


Background Data Summary: Mean=10.62, Std. Dev.=2.592, n=19. Normality test: Shapiro Wilk @alpha = 0.05, calculated = 0.9257, critical = 0.901. Kappa = 2.478 (c=7, w=17, 1 of 2, event alpha = 0.05132). Report alpha = 0.0004426.

Constituent: Sulfate Analysis Run 5/17/2023 1:13 PM View: Appendix III - Intrawell
 Plant Scherer Client: Southern Company Data: Scherer Cell 1-CCR

Exceeds Limit

Prediction Limit
Intrawell Non-parametric

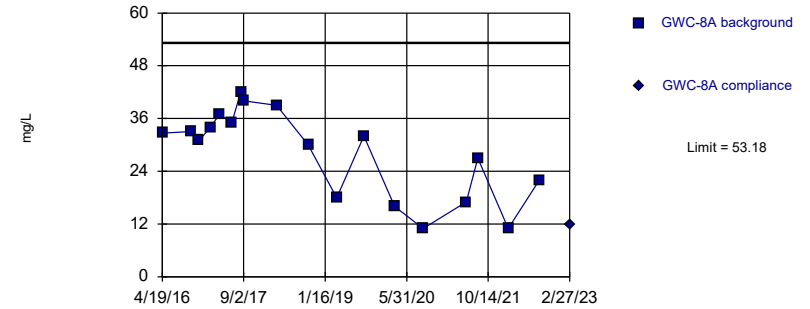


Non-parametric test used in lieu of parametric prediction limit because censored data exceeded 50%. Limit is highest of 19 background values. 78.95% NDs. Well-constituent pair annual alpha = 0.009641. Individual comparison alpha = 0.004832 (1 of 2).

Constituent: Sulfate Analysis Run 5/17/2023 1:13 PM View: Appendix III - Intrawell
Plant Scherer Client: Southern Company Data: Scherer Cell 1-CCR

Within Limit

Prediction Limit
Intrawell Parametric

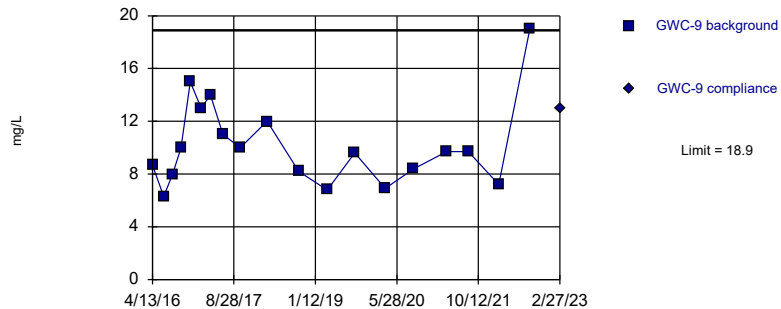


Background Data Summary: Mean=28.21, Std. Dev.=9.948, n=18. Normality test: Shapiro Wilk @alpha = 0.05, calculated = 0.9177, critical = 0.897. Kappa = 2.511 (c=7, w=17, 1 of 2, event alpha = 0.05132). Report alpha = 0.0004426.

Constituent: Sulfate Analysis Run 5/17/2023 1:13 PM View: Appendix III - Intrawell
Plant Scherer Client: Southern Company Data: Scherer Cell 1-CCR

Within Limit

Prediction Limit
Intrawell Parametric

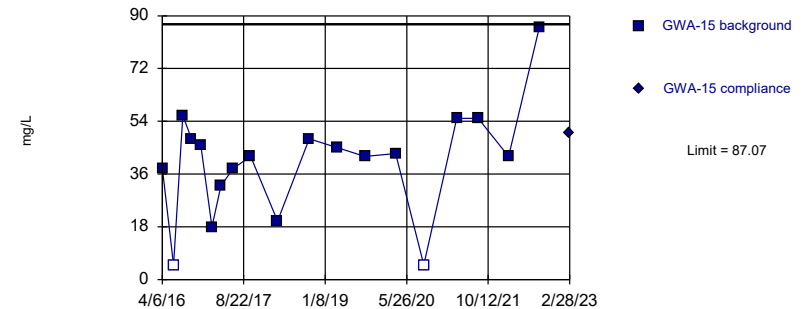


Background Data Summary (based on square root transformation): Mean=3.156, Std. Dev.=0.4807, n=19. Normality test: Shapiro Wilk @alpha = 0.05, calculated = 0.9365, critical = 0.901. Kappa = 2.478 (c=7, w=17, 1 of 2, event alpha = 0.05132). Report alpha = 0.0004426.

Constituent: Sulfate Analysis Run 5/17/2023 1:13 PM View: Appendix III - Intrawell
Plant Scherer Client: Southern Company Data: Scherer Cell 1-CCR

Within Limit

Prediction Limit
Intrawell Parametric

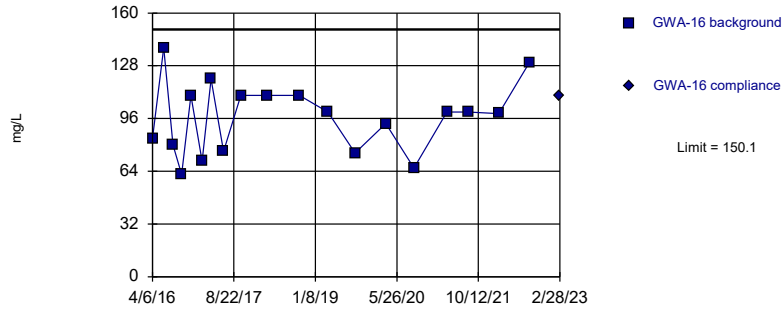


Background Data Summary: Mean=40.21, Std. Dev.=18.91, n=19, 10.53% NDs. Normality test: Shapiro Wilk @alpha = 0.05, calculated = 0.9203, critical = 0.901. Kappa = 2.478 (c=7, w=17, 1 of 2, event alpha = 0.05132). Report alpha = 0.0004426.

Constituent: Total Dissolved Solids Analysis Run 5/17/2023 1:13 PM View: Appendix III - Intrawell
Plant Scherer Client: Southern Company Data: Scherer Cell 1-CCR

Within Limit

Prediction Limit
Intrawell Parametric

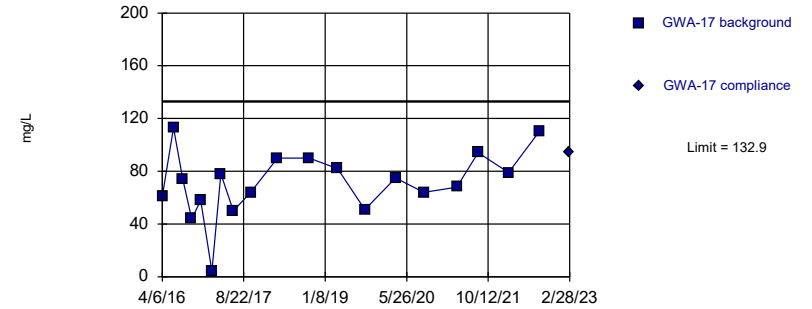


Background Data Summary: Mean=96.53, Std. Dev.=21.6, n=19. Normality test: Shapiro Wilk @alpha = 0.05, calculated = 0.9643, critical = 0.901. Kappa = 2.478 (c=7, w=17, 1 of 2, event alpha = 0.05132). Report alpha = 0.0004426.

Constituent: Total Dissolved Solids Analysis Run 5/17/2023 1:13 PM View: Appendix III - Intrawell
Plant Scherer Client: Southern Company Data: Scherer Cell 1-CCR

Within Limit

Prediction Limit
Intrawell Parametric

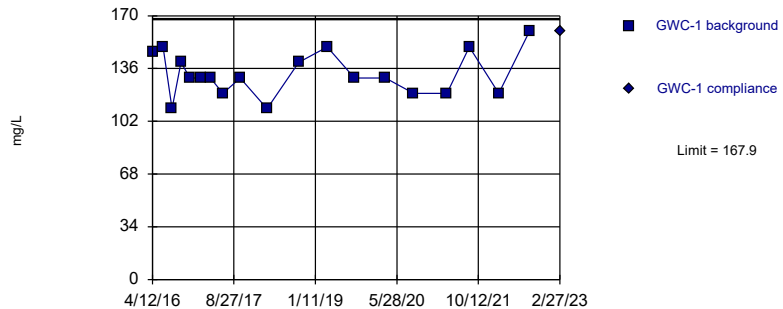


Background Data Summary: Mean=71, Std. Dev.=24.98, n=19. Normality test: Shapiro Wilk @alpha = 0.05, calculated = 0.9525, critical = 0.901. Kappa = 2.478 (c=7, w=17, 1 of 2, event alpha = 0.05132). Report alpha = 0.0004426.

Constituent: Total Dissolved Solids Analysis Run 5/17/2023 1:13 PM View: Appendix III - Intrawell
Plant Scherer Client: Southern Company Data: Scherer Cell 1-CCR

Within Limit

Prediction Limit
Intrawell Parametric

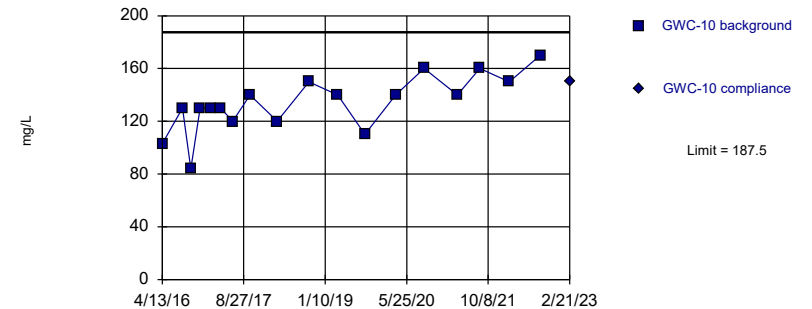


Background Data Summary: Mean=132.5, Std. Dev.=14.28, n=19. Normality test: Shapiro Wilk @alpha = 0.05, calculated = 0.9392, critical = 0.901. Kappa = 2.478 (c=7, w=17, 1 of 2, event alpha = 0.05132). Report alpha = 0.0004426.

Constituent: Total Dissolved Solids Analysis Run 5/17/2023 1:13 PM View: Appendix III - Intrawell
Plant Scherer Client: Southern Company Data: Scherer Cell 1-CCR

Within Limit

Prediction Limit
Intrawell Parametric

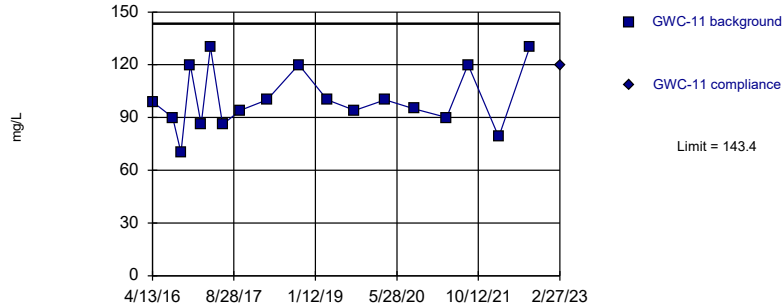


Background Data Summary: Mean=133.7, Std. Dev.=21.41, n=18. Normality test: Shapiro Wilk @alpha = 0.05, calculated = 0.9678, critical = 0.897. Kappa = 2.511 (c=7, w=17, 1 of 2, event alpha = 0.05132). Report alpha = 0.0004426.

Constituent: Total Dissolved Solids Analysis Run 5/17/2023 1:13 PM View: Appendix III - Intrawell
Plant Scherer Client: Southern Company Data: Scherer Cell 1-CCR

Within Limit

Prediction Limit
Intrawell Parametric

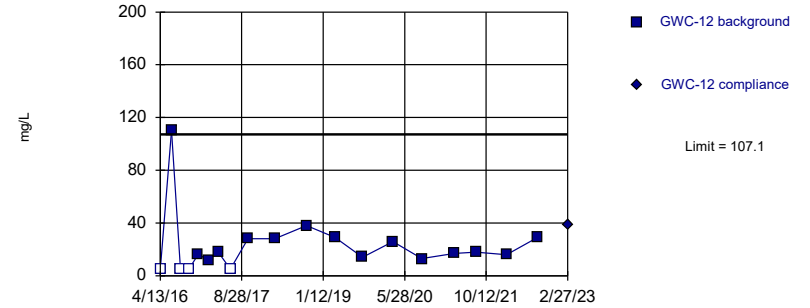


Background Data Summary: Mean=100.2, Std. Dev.=17.2, n=18. Normality test: Shapiro Wilk @alpha = 0.05, calculated = 0.9274, critical = 0.897. Kappa = 2.511 (c=7, w=17, 1 of 2, event alpha = 0.05132). Report alpha = 0.0004426.

Constituent: Total Dissolved Solids Analysis Run 5/17/2023 1:13 PM View: Appendix III - Intrawell
Plant Scherer Client: Southern Company Data: Scherer Cell 1-CCR

Within Limit

Prediction Limit
Intrawell Parametric

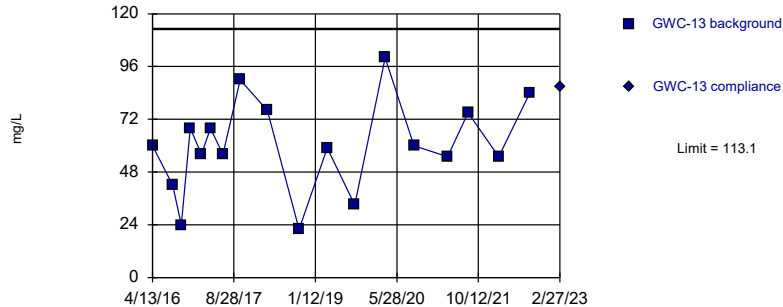


Background Data Summary (based on natural log transformation) (after Kaplan-Meier Adjustment): Mean=2.621, Std. Dev.=0.8282, n=19, 21.05% NDs. Normality test: Shapiro Wilk @alpha = 0.05, calculated = 0.9153, critical = 0.901. Kappa = 2.478 (c=7, w=17, 1 of 2, event alpha = 0.05132). Report alpha = 0.0004426.

Constituent: Total Dissolved Solids Analysis Run 5/17/2023 1:13 PM View: Appendix III - Intrawell
Plant Scherer Client: Southern Company Data: Scherer Cell 1-CCR

Within Limit

Prediction Limit
Intrawell Parametric

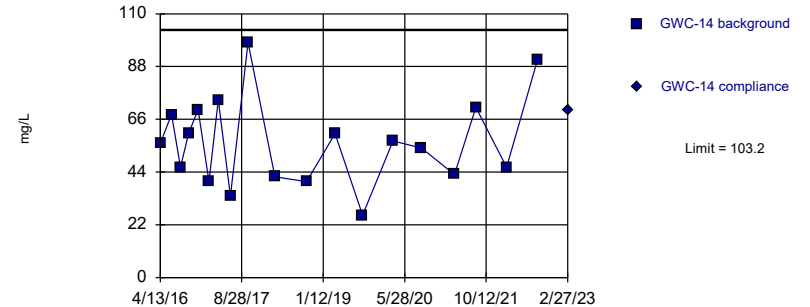


Background Data Summary: Mean=60.17, Std. Dev.=21.09, n=18. Normality test: Shapiro Wilk @alpha = 0.05, calculated = 0.9656, critical = 0.897. Kappa = 2.511 (c=7, w=17, 1 of 2, event alpha = 0.05132). Report alpha = 0.0004426.

Constituent: Total Dissolved Solids Analysis Run 5/17/2023 1:13 PM View: Appendix III - Intrawell
Plant Scherer Client: Southern Company Data: Scherer Cell 1-CCR

Within Limit

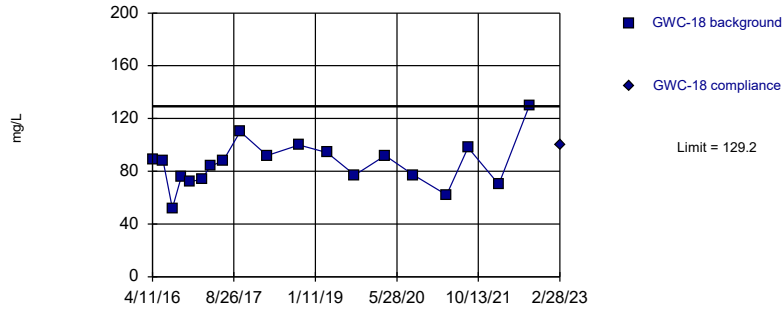
Prediction Limit
Intrawell Parametric



Background Data Summary: Mean=56.63, Std. Dev.=18.81, n=19. Normality test: Shapiro Wilk @alpha = 0.05, calculated = 0.9591, critical = 0.901. Kappa = 2.478 (c=7, w=17, 1 of 2, event alpha = 0.05132). Report alpha = 0.0004426.

Constituent: Total Dissolved Solids Analysis Run 5/17/2023 1:13 PM View: Appendix III - Intrawell
Plant Scherer Client: Southern Company Data: Scherer Cell 1-CCR

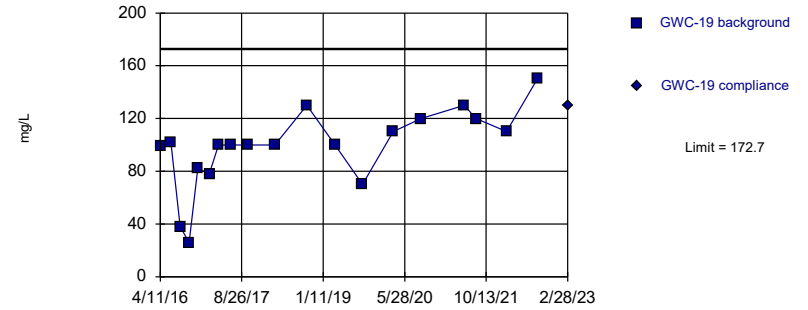
Within Limit Prediction Limit
Intrawell Parametric



Background Data Summary: Mean=85.53, Std. Dev.=17.63, n=19. Normality test: Shapiro Wilk @alpha = 0.05, calculated = 0.9688, critical = 0.901. Kappa = 2.478 (c=7, w=17, 1 of 2, event alpha = 0.05132). Report alpha = 0.0004426.

Constituent: Total Dissolved Solids Analysis Run 5/17/2023 1:13 PM View: Appendix III - Intrawell
Plant Scherer Client: Southern Company Data: Scherer Cell 1-CCR

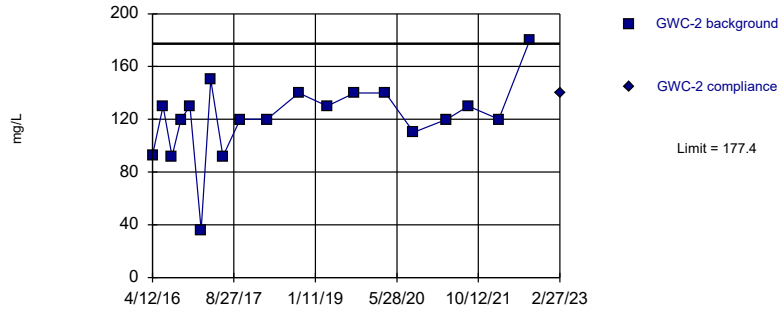
Within Limit Prediction Limit
Intrawell Parametric



Background Data Summary: Mean=98.16, Std. Dev.=30.06, n=19. Normality test: Shapiro Wilk @alpha = 0.05, calculated = 0.9157, critical = 0.901. Kappa = 2.478 (c=7, w=17, 1 of 2, event alpha = 0.05132). Report alpha = 0.0004426.

Constituent: Total Dissolved Solids Analysis Run 5/17/2023 1:13 PM View: Appendix III - Intrawell
Plant Scherer Client: Southern Company Data: Scherer Cell 1-CCR

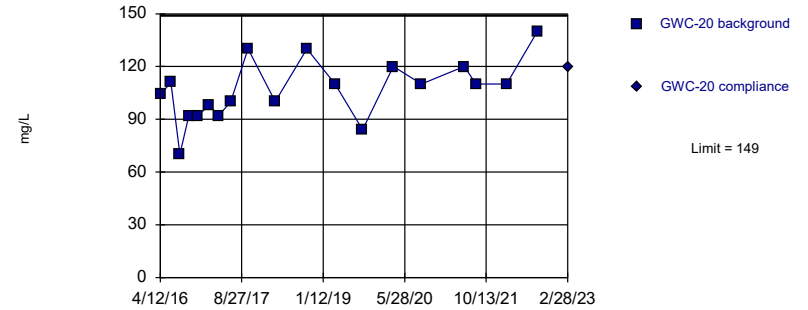
Within Limit Prediction Limit
Intrawell Parametric



Background Data Summary (based on square transformation): Mean=15383, Std. Dev.=6489, n=19. Normality test: Shapiro Wilk @alpha = 0.05, calculated = 0.9341, critical = 0.901. Kappa = 2.478 (c=7, w=17, 1 of 2, event alpha = 0.05132). Report alpha = 0.0004426.

Constituent: Total Dissolved Solids Analysis Run 5/17/2023 1:13 PM View: Appendix III - Intrawell
Plant Scherer Client: Southern Company Data: Scherer Cell 1-CCR

Within Limit Prediction Limit
Intrawell Parametric

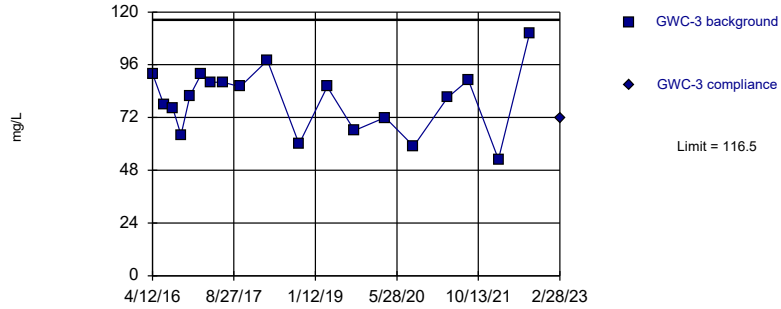


Background Data Summary: Mean=106.5, Std. Dev.=17.15, n=19. Normality test: Shapiro Wilk @alpha = 0.05, calculated = 0.9793, critical = 0.901. Kappa = 2.478 (c=7, w=17, 1 of 2, event alpha = 0.05132). Report alpha = 0.0004426.

Constituent: Total Dissolved Solids Analysis Run 5/17/2023 1:13 PM View: Appendix III - Intrawell
Plant Scherer Client: Southern Company Data: Scherer Cell 1-CCR

Within Limit

Prediction Limit
Intrawell Parametric

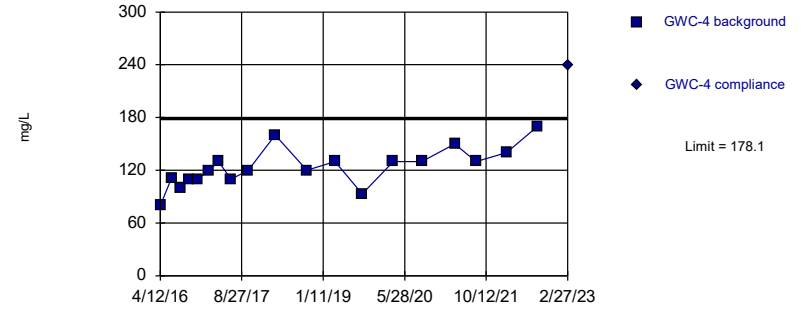


Background Data Summary: Mean=80, Std. Dev.=14.73, n=19. Normality test: Shapiro Wilk @alpha = 0.05, calculated = 0.97, critical = 0.901. Kappa = 2.478 (c=7, w=17, 1 of 2, event alpha = 0.05132). Report alpha = 0.0004426.

Constituent: Total Dissolved Solids Analysis Run 5/17/2023 1:13 PM View: Appendix III - Intrawell
Plant Scherer Client: Southern Company Data: Scherer Cell 1-CCR

Exceeds Limit

Prediction Limit
Intrawell Parametric

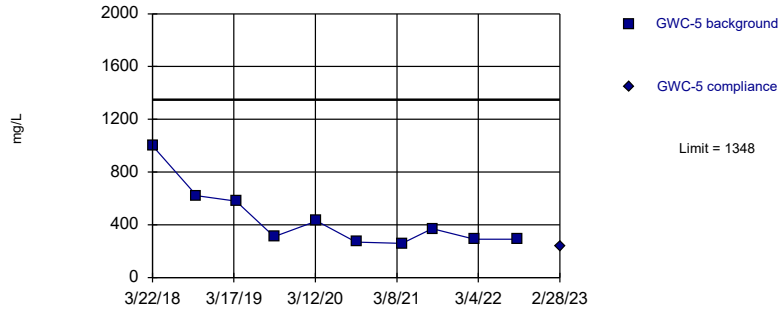


Background Data Summary: Mean=123.4, Std. Dev.=22.1, n=19. Normality test: Shapiro Wilk @alpha = 0.05, calculated = 0.9712, critical = 0.901. Kappa = 2.478 (c=7, w=17, 1 of 2, event alpha = 0.05132). Report alpha = 0.0004426.

Constituent: Total Dissolved Solids Analysis Run 5/17/2023 1:13 PM View: Appendix III - Intrawell
Plant Scherer Client: Southern Company Data: Scherer Cell 1-CCR

Within Limit

Prediction Limit
Intrawell Parametric

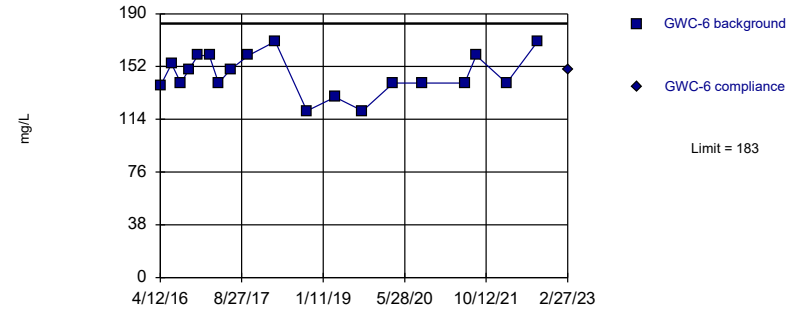


Background Data Summary (based on cube root transformation): Mean=7.445, Std. Dev.=1.178, n=10. Normality test: Shapiro Wilk @alpha = 0.05, calculated = 0.8472, critical = 0.842. Kappa = 3.058 (c=7, w=17, 1 of 2, event alpha = 0.05132). Report alpha = 0.0004426.

Constituent: Total Dissolved Solids Analysis Run 5/17/2023 1:13 PM View: Appendix III - Intrawell
Plant Scherer Client: Southern Company Data: Scherer Cell 1-CCR

Within Limit

Prediction Limit
Intrawell Parametric

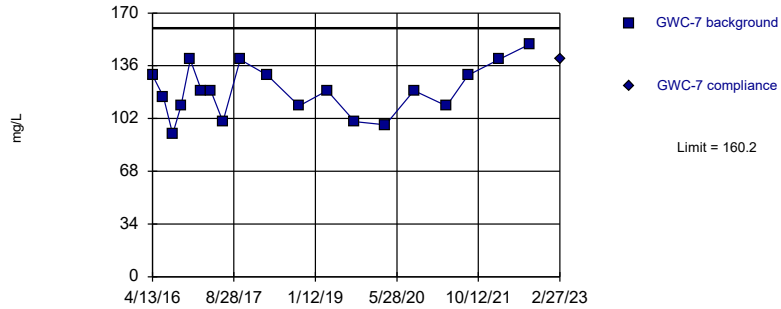


Background Data Summary: Mean=146.4, Std. Dev.=14.75, n=19. Normality test: Shapiro Wilk @alpha = 0.05, calculated = 0.9332, critical = 0.901. Kappa = 2.478 (c=7, w=17, 1 of 2, event alpha = 0.05132). Report alpha = 0.0004426.

Constituent: Total Dissolved Solids Analysis Run 5/17/2023 1:13 PM View: Appendix III - Intrawell
Plant Scherer Client: Southern Company Data: Scherer Cell 1-CCR

Within Limit

Prediction Limit
Intrawell Parametric

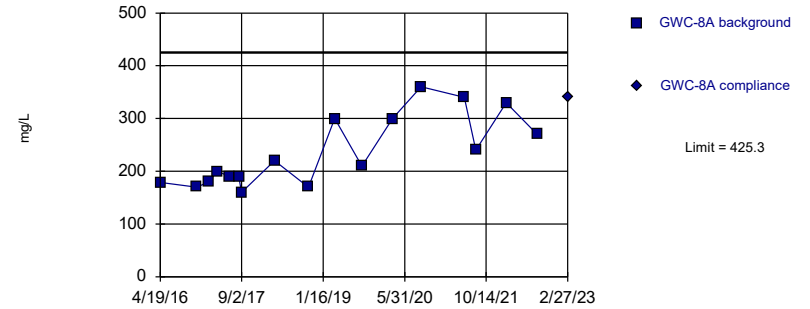


Background Data Summary: Mean=119.8, Std. Dev.=16.3, n=19. Normality test: Shapiro Wilk @alpha = 0.05, calculated = 0.9631, critical = 0.901. Kappa = 2.478 (c=7, w=17, 1 of 2, event alpha = 0.05132). Report alpha = 0.0004426.

Constituent: Total Dissolved Solids Analysis Run 5/17/2023 1:13 PM View: Appendix III - Intrawell
Plant Scherer Client: Southern Company Data: Scherer Cell 1-CCR

Within Limit

Prediction Limit
Intrawell Parametric

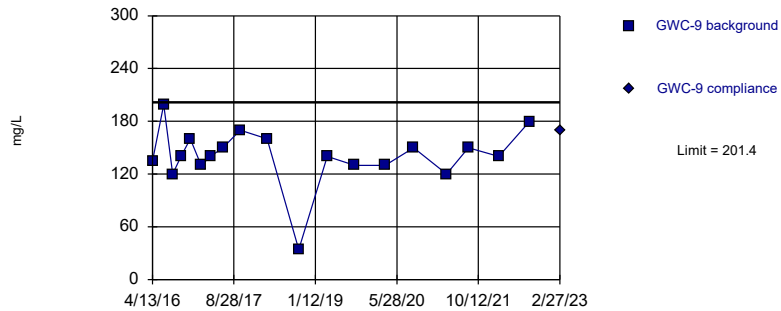


Background Data Summary (based on square root transformation): Mean=15.22, Std. Dev.=2.125, n=17. Normality test: Shapiro Wilk @alpha = 0.05, calculated = 0.8933, critical = 0.892. Kappa = 2.543 (c=7, w=17, 1 of 2, event alpha = 0.05132). Report alpha = 0.0004426.

Constituent: Total Dissolved Solids Analysis Run 5/17/2023 1:13 PM View: Appendix III - Intrawell
Plant Scherer Client: Southern Company Data: Scherer Cell 1-CCR

Within Limit

Prediction Limit
Intrawell Parametric



Background Data Summary (based on square transformation): Mean=20889, Std. Dev.=7938, n=19. Normality test: Shapiro Wilk @alpha = 0.05, calculated = 0.9326, critical = 0.901. Kappa = 2.478 (c=7, w=17, 1 of 2, event alpha = 0.05132). Report alpha = 0.0004426.

Constituent: Total Dissolved Solids Analysis Run 5/17/2023 1:13 PM View: Appendix III - Intrawell
Plant Scherer Client: Southern Company Data: Scherer Cell 1-CCR

Prediction Limit

Constituent: Boron (mg/L) Analysis Run 5/17/2023 1:16 PM View: Appendix III - IntraWell
Plant Scherer Client: Southern Company Data: Scherer Cell 1-CCR

	GWA-17	GWA-17
4/6/2016	<0.08	
6/15/2016	0.0028 (J)	
8/10/2016	<0.08	
10/5/2016	<0.08	
11/29/2016	<0.08	
2/7/2017	<0.08	
4/4/2017	<0.08	
6/20/2017	<0.08	
10/5/2017	<0.08	
3/20/2018	<0.08	
10/2/2018	<0.08	
3/26/2019	<0.08	
9/10/2019	<0.08	
3/18/2020	<0.08	
9/9/2020	<0.08	
4/1/2021	<0.08	
8/11/2021	<0.08	
2/15/2022	<0.08	
8/24/2022	<0.08	
2/28/2023		<0.08

Prediction Limit

Constituent: Boron (mg/L) Analysis Run 5/17/2023 1:16 PM View: Appendix III - Intrawell
Plant Scherer Client: Southern Company Data: Scherer Cell 1-CCR

	GWC-1	GWC-1
4/12/2016	<0.08	
6/16/2016	<0.08	
8/11/2016	<0.08	
10/4/2016	<0.08	
11/30/2016	<0.08	
2/7/2017	<0.08	
4/5/2017	<0.08	
6/20/2017	<0.08	
10/4/2017	<0.08	
3/20/2018	<0.08	
10/2/2018	<0.08	
3/26/2019	<0.08	
9/10/2019	<0.08	
3/18/2020	<0.08	
9/9/2020	<0.08	
4/1/2021	0.053 (J)	
8/18/2021	<0.08	
2/15/2022	<0.08	
8/24/2022	<0.08	
2/27/2023		<0.08

Prediction Limit

Constituent: Boron (mg/L) Analysis Run 5/17/2023 1:16 PM View: Appendix III - Intrawell
Plant Scherer Client: Southern Company Data: Scherer Cell 1-CCR

	GWC-10	GWC-10
4/13/2016	<0.08 (D)	
6/21/2016	<0.08	
8/15/2016	<0.08	
10/5/2016	<0.08	
12/1/2016	<0.08	
2/8/2017	<0.08	
4/6/2017	<0.08	
6/21/2017	<0.08	
10/5/2017	<0.08	
3/21/2018	<0.08	
10/2/2018	<0.08	
3/27/2019	<0.08	
9/11/2019	<0.08	
3/18/2020	<0.08	
9/9/2020	<0.08	
4/1/2021	<0.08	
8/17/2021	<0.08	
2/15/2022	<0.08	
8/25/2022	0.11	
12/28/2022	0.098 (R)	
2/21/2023		<0.08

Prediction Limit

Constituent: Boron (mg/L) Analysis Run 5/17/2023 1:16 PM View: Appendix III - IntraWell
Plant Scherer Client: Southern Company Data: Scherer Cell 1-CCR

	GWC-13	GWC-13
4/13/2016	<0.08 (D)	
6/21/2016	<0.08	
8/15/2016	<0.08	
10/7/2016	<0.08	
12/1/2016	<0.08	
2/9/2017	<0.08	
4/6/2017	<0.08	
6/22/2017	<0.08	
10/6/2017	<0.08	
3/22/2018	<0.08	
10/3/2018	<0.08	
3/26/2019	<0.08	
9/11/2019	<0.08	
3/18/2020	<0.08	
9/10/2020	<0.08	
4/6/2021	0.056 (J)	
8/11/2021	<0.08	
2/16/2022	<0.08	
8/26/2022	<0.08	
2/27/2023		<0.08

Prediction Limit

Constituent: Boron (mg/L) Analysis Run 5/17/2023 1:16 PM View: Appendix III - IntraWell
Plant Scherer Client: Southern Company Data: Scherer Cell 1-CCR

	GWC-20	GWC-20
4/12/2016	<0.08	
6/16/2016	<0.08	
8/11/2016	<0.08	
10/5/2016	<0.08	
11/30/2016	<0.08	
2/8/2017	<0.08	
4/6/2017	<0.08	
6/21/2017	<0.08	
10/5/2017	<0.08	
3/21/2018	<0.08	
10/3/2018	<0.08	
3/26/2019	<0.08	
9/12/2019	<0.08	
3/19/2020	<0.08	
9/10/2020	<0.08	
4/5/2021	<0.08	
8/11/2021	<0.08	
2/16/2022	<0.08	
8/25/2022	0.12	
12/28/2022	<0.08 (R)	
2/28/2023		<0.08

Prediction Limit

Constituent: Boron (mg/L) Analysis Run 5/17/2023 1:16 PM View: Appendix III - IntraWell
Plant Scherer Client: Southern Company Data: Scherer Cell 1-CCR

	GWC-3	GWC-3
4/12/2016	<0.08 (D)	
6/20/2016	<0.08	
8/12/2016	<0.08	
10/5/2016	<0.08	
11/30/2016	<0.08	
2/8/2017	<0.08	
4/6/2017	<0.08	
6/21/2017	<0.08	
10/5/2017	<0.08	
3/21/2018	<0.08	
10/3/2018	<0.08	
3/26/2019	<0.08	
9/10/2019	<0.08	
3/18/2020	<0.08	
9/10/2020	<0.08	
4/6/2021	0.078 (J)	
8/12/2021	<0.08	
2/15/2022	<0.08	
8/25/2022	<0.08	
2/28/2023		<0.08

Prediction Limit

Constituent: Boron (mg/L) Analysis Run 5/17/2023 1:16 PM View: Appendix III - IntraWell
Plant Scherer Client: Southern Company Data: Scherer Cell 1-CCR

	GWC-5	GWC-5
4/19/2016	<0.1	
6/22/2016	0.238	
8/16/2016	0.39	
10/6/2016	0.34	
12/1/2016	0.37	
2/9/2017	0.38	
4/6/2017	0.4	
6/21/2017	0.39	
10/5/2017	0.47	
3/22/2018	0.48	
10/3/2018	0.47	
3/27/2019	0.33	
9/11/2019	0.31	
3/18/2020	0.26	
9/9/2020	0.24	
4/1/2021	0.23	
8/12/2021	0.19	
2/15/2022	0.19	
8/25/2022	0.19	
2/28/2023		0.19

Prediction Limit

Constituent: Boron (mg/L) Analysis Run 5/17/2023 1:16 PM View: Appendix III - Intrawell
Plant Scherer Client: Southern Company Data: Scherer Cell 1-CCR

	GWC-6	GWC-6
4/12/2016	<0.08	
6/20/2016	<0.08	
8/12/2016	<0.08	
10/6/2016	<0.08	
11/30/2016	<0.08	
2/9/2017	<0.08	
4/6/2017	<0.08	
6/21/2017	<0.08	
10/6/2017	<0.08	
3/21/2018	<0.08	
10/3/2018	<0.08	
3/26/2019	<0.08	
9/11/2019	<0.08	
3/18/2020	<0.08	
9/10/2020	<0.08	
4/5/2021	0.042 (J)	
8/11/2021	0.057 (J)	
2/15/2022	<0.08	
8/25/2022	<0.08	
2/27/2023		<0.08

Prediction Limit

Constituent: Boron (mg/L) Analysis Run 5/17/2023 1:16 PM View: Appendix III - Intrawell
Plant Scherer Client: Southern Company Data: Scherer Cell 1-CCR

	GWC-7	GWC-7
4/13/2016	<0.08 (D)	
6/20/2016	<0.08	
8/15/2016	<0.08	
10/6/2016	<0.08	
12/1/2016	<0.08	
2/9/2017	<0.08	
4/7/2017	<0.08	
6/22/2017	<0.08	
10/6/2017	<0.08	
3/22/2018	<0.08	
10/4/2018	<0.08	
3/27/2019	<0.08	
9/11/2019	<0.08	
3/19/2020	<0.08	
9/10/2020	<0.08	
4/1/2021	<0.08	
8/11/2021	0.056 (J)	
2/15/2022	<0.08	
8/25/2022	<0.08	
2/27/2023		<0.08

Prediction Limit

Constituent: Boron (mg/L) Analysis Run 5/17/2023 1:16 PM View: Appendix III - Intrawell
Plant Scherer Client: Southern Company Data: Scherer Cell 1-CCR

	GWC-8A	GWC-8A
4/19/2016	0.145	
10/10/2016	0.12	
12/1/2016	0.12	
2/9/2017	0.13	
4/7/2017	0.21	
6/21/2017	0.23	
8/15/2017	0.27	
9/1/2017	0.24	
3/22/2018	0.25	
10/4/2018	0.21	
3/27/2019	0.16	
9/11/2019	0.21	
3/18/2020	0.16	
9/9/2020	0.13	
4/5/2021	0.18	
8/12/2021	0.23	
2/15/2022	0.13	
8/25/2022	0.18	
2/27/2023		0.14

Prediction Limit

Constituent: Boron (mg/L) Analysis Run 5/17/2023 1:16 PM View: Appendix III - IntraWell
Plant Scherer Client: Southern Company Data: Scherer Cell 1-CCR

	GWC-9	GWC-9
4/13/2016	0.0774 (JD)	
6/22/2016	0.0663 (J)	
8/15/2016	0.093	
10/6/2016	0.096	
12/1/2016	0.12	
2/8/2017	0.094	
4/6/2017	0.11	
6/21/2017	0.1	
10/5/2017	0.083	
3/21/2018	0.089	
10/2/2018	0.083	
3/27/2019	0.067	
9/11/2019	0.083	
3/18/2020	0.058 (J)	
9/9/2020	0.088	
4/1/2021	0.059 (J)	
8/12/2021	0.1	
2/15/2022	0.07 (J)	
8/25/2022	0.13	
2/27/2023		0.082

Prediction Limit

Constituent: Calcium (mg/L) Analysis Run 5/17/2023 1:16 PM View: Appendix III - IntraWell
Plant Scherer Client: Southern Company Data: Scherer Cell 1-CCR

	GWA-15	GWA-15
4/6/2016	3.62	
6/15/2016	4.5	
8/10/2016	3.8	
10/4/2016	5.3	
11/30/2016	4.7	
2/7/2017	3.8	
4/4/2017	3.8	
6/20/2017	4.1	
10/4/2017	4.6	
3/20/2018	4.2 (D)	
10/2/2018	4.2	
3/26/2019	4	
9/10/2019	4.8	
3/18/2020	3.8	
9/9/2020	4	
4/1/2021	4	
8/11/2021	4.1	
2/15/2022	3.6	
8/25/2022	4.9	
2/28/2023		4.1

Prediction Limit

Constituent: Calcium (mg/L) Analysis Run 5/17/2023 1:16 PM View: Appendix III - IntraWell
Plant Scherer Client: Southern Company Data: Scherer Cell 1-CCR

	GWA-16	GWA-16
4/6/2016	12.1	
6/15/2016	11.8	
8/10/2016	10	
10/4/2016	14	
11/29/2016	10	
2/7/2017	12	
4/4/2017	11	
6/20/2017	11	
10/5/2017	13	
3/20/2018	12	
10/2/2018	11	
3/26/2019	11	
9/10/2019	12	
3/18/2020	12	
9/9/2020	11	
4/1/2021	12	
8/11/2021	11	
2/15/2022	10	
8/25/2022	13	
2/28/2023		13

Prediction Limit

Constituent: Calcium (mg/L) Analysis Run 5/17/2023 1:16 PM View: Appendix III - IntraWell
Plant Scherer Client: Southern Company Data: Scherer Cell 1-CCR

	GWA-17	GWA-17
4/6/2016	6.58	
6/15/2016	6.9	
8/10/2016	5.5	
10/5/2016	6.8	
11/29/2016	4.8	
2/7/2017	7.8	
4/4/2017	6.4	
6/20/2017	7	
10/5/2017	6.6	
3/20/2018	6.6	
10/2/2018	5.8	
3/26/2019	6.7	
9/10/2019	7.5	
3/18/2020	7.3	
9/9/2020	7.3	
4/1/2021	7.8	
8/11/2021	7.3	
2/15/2022	7.1	
8/24/2022	8.9	
2/28/2023		8.7

Prediction Limit

Constituent: Calcium (mg/L) Analysis Run 5/17/2023 1:16 PM View: Appendix III - IntraWell
Plant Scherer Client: Southern Company Data: Scherer Cell 1-CCR

	GWC-1	GWC-1
4/12/2016	17.1	
6/16/2016	19.8	
8/11/2016	15	
10/4/2016	17	
11/30/2016	16	
2/7/2017	17	
4/5/2017	16	
6/20/2017	17	
10/4/2017	19	
3/20/2018	18	
10/2/2018	16	
3/26/2019	16	
9/10/2019	17	
3/18/2020	19	
9/9/2020	17	
4/1/2021	18	
8/18/2021	18	
2/15/2022	16	
8/24/2022	17	
2/27/2023		19

Prediction Limit

Constituent: Calcium (mg/L) Analysis Run 5/17/2023 1:16 PM View: Appendix III - Intravel
Plant Scherer Client: Southern Company Data: Scherer Cell 1-CCR

	GWC-10	GWC-10
4/13/2016	15.6 (D)	
6/21/2016	14.4	
8/15/2016	14	
10/5/2016	17	
12/1/2016	15	
2/8/2017	17	
4/6/2017	16	
6/21/2017	16 (D)	
10/5/2017	19	
3/21/2018	17	
10/2/2018	17	
3/27/2019	16	
9/11/2019	18	
3/18/2020	20	
9/9/2020	20	
4/1/2021	19	
8/17/2021	18	
2/15/2022	17	
8/25/2022	20	
2/21/2023		20

Prediction Limit

Constituent: Calcium (mg/L) Analysis Run 5/17/2023 1:16 PM View: Appendix III - IntraWell
Plant Scherer Client: Southern Company Data: Scherer Cell 1-CCR

	GWC-11	GWC-11
4/13/2016	12.8 (D)	
6/21/2016	11.6	
8/15/2016	11	
10/5/2016	14	
12/1/2016	12	
2/8/2017	13	
4/6/2017	12	
6/20/2017	13	
10/5/2017	14	
3/21/2018	13	
10/2/2018	12	
3/27/2019	12	
9/11/2019	13	
3/18/2020	14	
9/10/2020	13	
4/1/2021	13	
8/11/2021	13	
2/16/2022	12	
8/25/2022	14	
2/27/2023		14

Prediction Limit

Constituent: Calcium (mg/L) Analysis Run 5/17/2023 1:16 PM View: Appendix III - Intravel
Plant Scherer Client: Southern Company Data: Scherer Cell 1-CCR

	GWC-12	GWC-12
4/13/2016	1.18 (D)	
6/21/2016	1.12	
8/15/2016	0.95	
10/5/2016	1	
12/1/2016	0.92	
2/8/2017	1.2	
4/5/2017	1.1	
6/20/2017	0.96	
10/5/2017	1.1	
3/21/2018	1.3 (D)	
10/2/2018	0.86	
3/26/2019	1.1	
9/11/2019	0.94	
3/18/2020	1.6	
9/10/2020	1.1	
4/1/2021	1.2	
8/11/2021	1	
2/16/2022	1.1	
8/26/2022	0.99	
2/27/2023		1.2

Prediction Limit

Constituent: Calcium (mg/L) Analysis Run 5/17/2023 1:16 PM View: Appendix III - IntraWell
Plant Scherer Client: Southern Company Data: Scherer Cell 1-CCR

	GWC-13	GWC-13
4/13/2016	5.71 (D)	
6/21/2016	5.54	
8/15/2016	5.8	
10/7/2016	6.1	
12/1/2016	5.8	
2/9/2017	6.3	
4/6/2017	5.8	
6/22/2017	6.4 (D)	
10/6/2017	7.4	
3/22/2018	6.8	
10/3/2018	6.4	
3/26/2019	6.3	
9/11/2019	7	
3/18/2020	9.3	
9/10/2020	6.7	
4/6/2021	7.4	
8/11/2021	6.7	
2/16/2022	6.7	
8/26/2022	7.5	
2/27/2023		8.1

Prediction Limit

Constituent: Calcium (mg/L) Analysis Run 5/17/2023 1:16 PM View: Appendix III - IntraWell
Plant Scherer Client: Southern Company Data: Scherer Cell 1-CCR

	GWC-14	GWC-14
4/13/2016	6.55 (D)	
6/21/2016	6.04	
8/15/2016	5.9	
10/4/2016	6.6	
12/1/2016	5.4	
2/7/2017	6.1	
4/6/2017	6.1	
6/20/2017	6.6	
10/5/2017	7.2	
3/20/2018	6.6	
10/2/2018	6.5	
3/26/2019	6.4	
9/11/2019	7.3	
3/18/2020	6.9	
9/9/2020	6.5	
4/1/2021	6.2	
8/11/2021	6.9	
2/16/2022	6.3	
8/26/2022	7	
2/27/2023		7.3

Prediction Limit

Constituent: Calcium (mg/L) Analysis Run 5/17/2023 1:16 PM View: Appendix III - Intravel
Plant Scherer Client: Southern Company Data: Scherer Cell 1-CCR

	GWC-18	GWC-18
4/11/2016	10.5	
6/16/2016	11.6	
8/11/2016	10	
10/5/2016	11	
11/29/2016	9.6	
2/8/2017	10	
4/6/2017	9.7	
6/21/2017	9.7 (D)	
10/5/2017	11	
3/20/2018	11	
10/2/2018	9.6	
3/26/2019	9.6	
9/11/2019	10	
3/18/2020	11	
9/9/2020	10	
4/1/2021	11	
8/11/2021	10	
2/16/2022	9.7	
8/25/2022	11	
2/28/2023		11

Prediction Limit

Constituent: Calcium (mg/L) Analysis Run 5/17/2023 1:16 PM View: Appendix III - IntraWell
Plant Scherer Client: Southern Company Data: Scherer Cell 1-CCR

	GWC-19	GWC-19
4/11/2016	10.4	
6/16/2016	12.2	
8/11/2016	9.5	
10/5/2016	11	
11/29/2016	9.8	
2/8/2017	10	
4/5/2017	10	
6/21/2017	10 (D)	
10/5/2017	12	
3/20/2018	12	
10/2/2018	11	
3/26/2019	11	
9/12/2019	14	
3/19/2020	14	
9/9/2020	15	
4/5/2021		15
10/7/2021		17
2/16/2022		15
8/25/2022		18
12/28/2022		19 (R)
2/28/2023		18

Prediction Limit

Constituent: Calcium (mg/L) Analysis Run 5/17/2023 1:16 PM View: Appendix III - IntraWell
Plant Scherer Client: Southern Company Data: Scherer Cell 1-CCR

	GWC-2	GWC-2
4/12/2016	17	
6/16/2016	19.7	
8/11/2016	15	
10/4/2016	18	
11/30/2016	16	
2/7/2017	18	
4/6/2017	16	
6/20/2017	17	
10/4/2017	19	
3/20/2018	18	
10/2/2018	16	
3/26/2019	17	
9/10/2019	18	
3/18/2020	18	
9/9/2020	17	
4/1/2021	17	
8/12/2021	17	
2/15/2022	16	
8/26/2022	18	
2/27/2023		19

Prediction Limit

Constituent: Calcium (mg/L) Analysis Run 5/17/2023 1:16 PM View: Appendix III - IntraWell
Plant Scherer Client: Southern Company Data: Scherer Cell 1-CCR

	GWC-20	GWC-20
4/12/2016	13.5	
6/16/2016	15	
8/11/2016	12	
10/5/2016	14	
11/30/2016	12	
2/8/2017	14	
4/6/2017	13	
6/21/2017	13 (D)	
10/5/2017	15	
3/21/2018	14	
10/3/2018	13	
3/26/2019	12	
9/12/2019	14	
3/19/2020	14	
9/10/2020	13	
4/5/2021	14	
8/11/2021	14	
2/16/2022	13	
8/25/2022	15	
2/28/2023		16

Prediction Limit

Constituent: Calcium (mg/L) Analysis Run 5/17/2023 1:16 PM View: Appendix III - IntraWell
Plant Scherer Client: Southern Company Data: Scherer Cell 1-CCR

	GWC-3	GWC-3
4/12/2016	8.52 (D)	
6/20/2016	7.7	
8/12/2016	7.3	
10/5/2016	8.4	
11/30/2016	8	
2/8/2017	9.3	
4/6/2017	8.1	
6/21/2017	9.2 (D)	
10/5/2017	10	
3/21/2018	9.3	
10/3/2018	7.5	
3/26/2019	7.3	
9/10/2019	6.6	
3/18/2020	5.9	
9/10/2020	6.3	
4/6/2021	7.4	
8/12/2021	6.6	
2/15/2022	6	
8/25/2022	5.5	
2/28/2023		5.9

Prediction Limit

Constituent: Calcium (mg/L) Analysis Run 5/17/2023 1:16 PM View: Appendix III - IntraWell
Plant Scherer Client: Southern Company Data: Scherer Cell 1-CCR

	GWC-4	GWC-4
4/12/2016	11	
6/20/2016	10.1	
8/12/2016	9.9	
10/6/2016	12	
11/30/2016	11	
2/8/2017	13	
4/6/2017	12	
6/22/2017	13 (D)	
10/6/2017	15	
3/21/2018	15	
10/3/2018	13	
3/26/2019	13	
9/10/2019	12	
3/19/2020	14	
9/10/2020	13	
4/2/2021	15	
8/12/2021	13	
2/15/2022	15	
8/25/2022	17	
12/28/2022		20 (R)
2/27/2023		26

Prediction Limit

Constituent: Calcium (mg/L) Analysis Run 5/17/2023 1:16 PM View: Appendix III - IntraWell
Plant Scherer Client: Southern Company Data: Scherer Cell 1-CCR

	GWC-5	GWC-5
4/19/2016	198	
6/22/2016	132	
8/16/2016	94	
10/6/2016	100	
12/1/2016	100	
2/9/2017	120	
4/6/2017	140	
6/21/2017	160 (D)	
10/5/2017	130	
3/22/2018	130	
10/3/2018	88	
3/27/2019	75	
9/11/2019	46	
3/18/2020	61	
9/9/2020	35	
4/1/2021	40	
8/12/2021	46	
2/15/2022	36	
8/25/2022	37	
2/28/2023		34

Prediction Limit

Constituent: Calcium (mg/L) Analysis Run 5/17/2023 1:16 PM View: Appendix III - IntraWell
Plant Scherer Client: Southern Company Data: Scherer Cell 1-CCR

	GWC-6	GWC-6
4/12/2016	17.8	
6/20/2016	19.5	
8/12/2016	17	
10/6/2016	19	
11/30/2016	19	
2/9/2017	18	
4/6/2017	18	
6/21/2017	19 (D)	
10/6/2017	19	
3/21/2018	19	
10/3/2018	16	
3/26/2019	16	
9/11/2019	19	
3/18/2020	15	
9/10/2020	16	
4/5/2021	16	
8/11/2021	16	
2/15/2022	15	
8/25/2022	19	
2/27/2023		17

Prediction Limit

Constituent: Calcium (mg/L) Analysis Run 5/17/2023 1:16 PM View: Appendix III - IntraWell
Plant Scherer Client: Southern Company Data: Scherer Cell 1-CCR

	GWC-7	GWC-7
4/13/2016	14 (D)	
6/20/2016	13.8	
8/15/2016	13	
10/6/2016	14	
12/1/2016	13	
2/9/2017	14	
4/7/2017	14	
6/22/2017	14 (D)	
10/6/2017	16	
3/22/2018	15	
10/4/2018	13	
3/27/2019	14	
9/11/2019	14	
3/19/2020	15	
9/10/2020	15	
4/1/2021	15	
8/11/2021	14	
2/15/2022	13	
8/25/2022	16	
2/27/2023		16

Prediction Limit

Constituent: Calcium (mg/L) Analysis Run 5/17/2023 1:16 PM View: Appendix III - IntraWell
Plant Scherer Client: Southern Company Data: Scherer Cell 1-CCR

	GWC-8A	GWC-8A
4/19/2016	20	
10/10/2016	19	
12/1/2016	18	
2/9/2017	20	
4/7/2017	27	
6/21/2017	27 (D)	
8/15/2017	29	
9/1/2017	32	
3/22/2018	30	
10/4/2018	37	
3/27/2019		47
9/11/2019		37
3/18/2020		53
9/9/2020		64
4/5/2021		52
8/12/2021		37
2/15/2022		49
8/25/2022		39
2/27/2023		64

Prediction Limit

Constituent: Calcium (mg/L) Analysis Run 5/17/2023 1:16 PM View: Appendix III - Intravel
Plant Scherer Client: Southern Company Data: Scherer Cell 1-CCR

	GWC-9	GWC-9
4/13/2016	18 (D)	
6/22/2016	16.7	
8/15/2016	16	
10/6/2016	17	
12/1/2016	17	
2/8/2017	18	
4/6/2017	17	
6/21/2017	17 (D)	
10/5/2017	19	
3/21/2018	19	
10/2/2018	16	
3/27/2019	16	
9/11/2019	17	
3/18/2020	16	
9/9/2020	16	
4/1/2021	16	
8/12/2021	18	
2/15/2022	16	
8/25/2022	21	
12/28/2022	18 (R)	
2/27/2023		20

Prediction Limit

Constituent: Chloride (mg/L) Analysis Run 5/17/2023 1:16 PM View: Appendix III - Intrawell
Plant Scherer Client: Southern Company Data: Scherer Cell 1-CCR

	GWA-15	GWA-15
4/6/2016	5.342	
6/15/2016	5.2	
8/10/2016	5.5	
10/4/2016	5.4	
11/30/2016	5.4	
2/7/2017	5.1	
4/4/2017	5.1	
6/20/2017	5.2	
10/4/2017	5.2	
3/20/2018	5.6 (D)	
10/2/2018	6.3	
3/26/2019	5.5	
9/10/2019	5.2	
3/18/2020	5.4	
9/9/2020	6.1	
4/1/2021	7	
8/11/2021	7.2	
2/15/2022	6.5	
8/25/2022	6.9	
2/28/2023		6.3

Prediction Limit

Constituent: Chloride (mg/L) Analysis Run 5/17/2023 1:16 PM View: Appendix III - IntraWell
Plant Scherer Client: Southern Company Data: Scherer Cell 1-CCR

	GWA-16	GWA-16
4/6/2016	1.789	
6/15/2016	2.1	
8/10/2016	1.8	
10/4/2016	1.7	
11/29/2016	1.7	
2/7/2017	1.6	
4/4/2017	1.6	
6/20/2017	1.6	
10/5/2017	1.5	
3/20/2018	1.5	
10/2/2018	1.6	
3/26/2019	1.5	
9/10/2019	1.4	
3/18/2020	1.7	
9/9/2020	1.6	
4/1/2021	1.8	
8/11/2021	1.8	
2/15/2022	1.6	
8/25/2022	1.6	
2/28/2023		1.7

Prediction Limit

Constituent: Chloride (mg/L) Analysis Run 5/17/2023 1:16 PM View: Appendix III - IntraWell
Plant Scherer Client: Southern Company Data: Scherer Cell 1-CCR

	GWA-17	GWA-17
4/6/2016	1.69	
6/15/2016	1.9	
8/10/2016	1.7	
10/5/2016	1.6	
11/29/2016	1.7	
2/7/2017	1.6	
4/4/2017	1.5	
6/20/2017	1.5	
10/5/2017	1.5	
3/20/2018	1.4	
10/2/2018	1.5	
3/26/2019	1.3	
9/10/2019	1.3	
3/18/2020	2	
9/9/2020	1.3	
4/1/2021	1.5	
8/11/2021	1.4	
2/15/2022	1.4	
8/24/2022	1.4	
2/28/2023		1.4

Prediction Limit

Constituent: Chloride (mg/L) Analysis Run 5/17/2023 1:16 PM View: Appendix III - IntraWell
Plant Scherer Client: Southern Company Data: Scherer Cell 1-CCR

	GWC-1	GWC-1
4/12/2016	4.32	
6/16/2016	3.8	
8/11/2016	4	
10/4/2016	3.6	
11/30/2016	3.8	
2/7/2017	4.3	
4/5/2017	4.1	
6/20/2017	3.9	
10/4/2017	3.6	
3/20/2018	3.9	
10/2/2018	3.7	
3/26/2019	3.6	
9/10/2019	2.9	
3/18/2020	4.2	
9/9/2020	3.9	
4/1/2021	4.2	
8/18/2021	4	
2/15/2022	4	
8/24/2022	3.6	
2/27/2023		3.8

Prediction Limit

Constituent: Chloride (mg/L) Analysis Run 5/17/2023 1:16 PM View: Appendix III - Intrawell
Plant Scherer Client: Southern Company Data: Scherer Cell 1-CCR

	GWC-10	GWC-10
4/13/2016	2.04 (D)	
6/21/2016	2.2	
8/15/2016	2.2	
10/5/2016	2.1	
12/1/2016	2.1	
2/8/2017	2.3	
4/6/2017	2.2	
6/21/2017	2.3	
10/5/2017	2.3	
3/21/2018	2.3	
10/2/2018	2.6	
3/27/2019	2.4	
9/11/2019	2.9	
3/18/2020	4.1	
9/9/2020	4.3	
4/1/2021	4.4	
8/17/2021	3.1	
2/15/2022	4.6	
8/25/2022	5	
2/21/2023		4.3

Prediction Limit

Constituent: Chloride (mg/L) Analysis Run 5/17/2023 1:16 PM View: Appendix III - Intravel
Plant Scherer Client: Southern Company Data: Scherer Cell 1-CCR

	GWC-11	GWC-11
4/13/2016	1.78 (D)	
6/21/2016	2	
8/15/2016	1.9	
10/5/2016	1.8	
12/1/2016	1.8	
2/8/2017	1.8	
4/6/2017	1.7	
6/20/2017	1.7	
10/5/2017	1.7	
3/21/2018	1.6	
10/2/2018	1.7	
3/27/2019	1.5	
9/11/2019	1.8	
3/18/2020	1.9	
9/10/2020	1.9	
4/1/2021	1.9	
8/11/2021	1.8	
2/16/2022	1.7	
8/25/2022	1.8	
2/27/2023		1.8

Prediction Limit

Constituent: Chloride (mg/L) Analysis Run 5/17/2023 1:16 PM View: Appendix III - IntraWell
Plant Scherer Client: Southern Company Data: Scherer Cell 1-CCR

	GWC-12	GWC-12
4/13/2016	1.8 (D)	
6/21/2016	2	
8/15/2016	1.8	
10/5/2016	1.7	
12/1/2016	1.7	
2/8/2017	1.7	
4/5/2017	1.7	
6/20/2017	1.6	
10/5/2017	1.6	
3/21/2018	1.6 (D)	
10/2/2018	1.6	
3/26/2019	1.7	
9/11/2019	1.9	
3/18/2020	2.1	
9/10/2020	1.8	
4/1/2021	2	
8/11/2021	1.8	
2/16/2022	1.9	
8/26/2022	1.7	
2/27/2023		1.9

Prediction Limit

Constituent: Chloride (mg/L) Analysis Run 5/17/2023 1:16 PM View: Appendix III - IntraWell
Plant Scherer Client: Southern Company Data: Scherer Cell 1-CCR

	GWC-13	GWC-13
4/13/2016	1.82 (D)	
6/21/2016	1.9	
8/15/2016	1.6	
10/7/2016	1.5	
12/1/2016	1.4	
2/9/2017	1.5	
4/6/2017	1.4	
6/22/2017	1.5	
10/6/2017	1.3	
3/22/2018	1.4	
10/3/2018	1.5	
3/26/2019	1.6	
9/11/2019	1.5	
3/18/2020	1.6	
9/10/2020	1.7	
4/6/2021	1.8	
8/11/2021	1.6	
2/16/2022	1.5	
8/26/2022	1.5	
2/27/2023		1.5

Prediction Limit

Constituent: Chloride (mg/L) Analysis Run 5/17/2023 1:16 PM View: Appendix III - IntraWell
Plant Scherer Client: Southern Company Data: Scherer Cell 1-CCR

	GWC-14	GWC-14
4/13/2016	2.71 (D)	
6/21/2016	3	
8/15/2016	3.1	
10/4/2016	3	
12/1/2016	3.1	
2/7/2017	2.9	
4/6/2017	2.7	
6/20/2017	2.9	
10/5/2017	2.8	
3/20/2018	2.7	
10/2/2018	3	
3/26/2019	2.5	
9/11/2019	3.1	
3/18/2020	3	
9/9/2020	2.9	
4/1/2021	3.8	
8/11/2021	3.7	
2/16/2022	3.2	
8/26/2022	3.3	
2/27/2023		3.5

Prediction Limit

Constituent: Chloride (mg/L) Analysis Run 5/17/2023 1:16 PM View: Appendix III - IntraWell
Plant Scherer Client: Southern Company Data: Scherer Cell 1-CCR

	GWC-18	GWC-18
4/11/2016	2.53	
6/16/2016	2.5	
8/11/2016	2.6	
10/5/2016	2.5	
11/29/2016	2.4	
2/8/2017	2.5	
4/6/2017	2.4	
6/21/2017	2.4	
10/5/2017	2.3	
3/20/2018	2.3	
10/2/2018	2.5	
3/26/2019	2.7	
9/11/2019	2.6	
3/18/2020	2.7	
9/9/2020	2.8	
4/1/2021	2.8	
8/11/2021	2.9	
2/16/2022	2.7	
8/25/2022	2.8	
2/28/2023		2.8

Prediction Limit

Constituent: Chloride (mg/L) Analysis Run 5/17/2023 1:16 PM View: Appendix III - Intrawell
Plant Scherer Client: Southern Company Data: Scherer Cell 1-CCR

	GWC-19	GWC-19
4/11/2016	1.84	
6/16/2016	1.9	
8/11/2016	1.9	
10/5/2016	1.7	
11/29/2016	1.7	
2/8/2017	1.7	
4/5/2017	1.7	
6/21/2017	1.7	
10/5/2017	1.6	
3/20/2018	1.6	
10/2/2018	1.7	
3/26/2019	1.8	
9/12/2019	1.5	
3/19/2020	2.2	
9/9/2020	2.4	
6/1/2021	2.6	
8/11/2021	2.8	
2/16/2022	2.4	
8/25/2022	2.4	
2/28/2023		2.6

Prediction Limit

Constituent: Chloride (mg/L) Analysis Run 5/17/2023 1:16 PM View: Appendix III - IntraWell
Plant Scherer Client: Southern Company Data: Scherer Cell 1-CCR

	GWC-2	GWC-2
4/12/2016	2.34	
6/16/2016	2.4	
8/11/2016	2.4	
10/4/2016	2.2	
11/30/2016	2.2	
2/7/2017	2.1	
4/6/2017	2.1	
6/20/2017	2.1	
10/4/2017	2	
3/20/2018	2	
10/2/2018	2	
3/26/2019	1.9	
9/10/2019	1.7	
3/18/2020	2.4	
9/9/2020	2	
4/1/2021	2.5	
8/12/2021	2.5	
2/15/2022	2.2	
8/26/2022	2.1	
2/27/2023		2.2

Prediction Limit

Constituent: Chloride (mg/L) Analysis Run 5/17/2023 1:16 PM View: Appendix III - IntraWell
Plant Scherer Client: Southern Company Data: Scherer Cell 1-CCR

	GWC-20	GWC-20
4/12/2016	2.03	
6/16/2016	2.2	
8/11/2016	2.1	
10/5/2016	1.9	
11/30/2016	2	
2/8/2017	2	
4/6/2017	<1	
6/21/2017	1.9	
10/5/2017	1.9	
3/21/2018	1.8	
10/3/2018	2	
3/26/2019	1.9	
9/12/2019	1.6	
3/19/2020	2.2	
9/10/2020	2.1	
6/1/2021	2.1	
8/11/2021	2.1	
2/16/2022	2	
8/25/2022	2.1	
2/28/2023		2.2

Prediction Limit

Constituent: Chloride (mg/L) Analysis Run 5/17/2023 1:16 PM View: Appendix III - IntraWell
Plant Scherer Client: Southern Company Data: Scherer Cell 1-CCR

	GWC-3	GWC-3
4/12/2016	3.04 (D)	
6/20/2016	3.1	
8/16/2016	3.2	
10/5/2016	3.2	
11/30/2016	3.3	
2/8/2017	3.5	
4/6/2017	3.4	
6/21/2017	3.5	
10/5/2017	3.5	
3/21/2018	3.4	
10/3/2018	3.5	
3/26/2019	3	
9/10/2019	2.5	
3/18/2020	2.8	
9/10/2020	2.7	
4/6/2021	2.9	
8/12/2021	3.3	
2/15/2022	2.7	
8/25/2022	3.2	
2/28/2023		3.1

Prediction Limit

Constituent: Chloride (mg/L) Analysis Run 5/17/2023 1:16 PM View: Appendix III - Intrawell
Plant Scherer Client: Southern Company Data: Scherer Cell 1-CCR

	GWC-4	GWC-4
4/12/2016	4.57	
6/20/2016	3.1	
8/16/2016	3.2	
10/6/2016	3.4	
11/30/2016	4.1	
2/8/2017	7.2	
4/6/2017	7.4	
6/22/2017	7.8	
10/6/2017	9.1	
3/21/2018	13	
10/3/2018	13	
3/26/2019	9.2	
9/10/2019	5.1	
3/19/2020	8.7	
9/10/2020	9.7	
4/2/2021	11	
8/12/2021	12	
2/15/2022	11	
8/25/2022	11	
2/27/2023		16

Prediction Limit

Constituent: Chloride (mg/L) Analysis Run 5/17/2023 1:16 PM View: Appendix III - IntraWell
Plant Scherer Client: Southern Company Data: Scherer Cell 1-CCR

	GWC-5	GWC-5
4/19/2016	124 (o)	
6/22/2016	81	
8/16/2016	71	
10/6/2016	68	
12/1/2016	74	
2/9/2017	76	
4/6/2017	92	
6/21/2017	100	
10/5/2017	67	
3/22/2018	74	
10/3/2018	46	
3/27/2019	42	
9/11/2019	19	
3/18/2020	30	
9/9/2020	8.7	
4/1/2021	18	
8/12/2021	22	
2/15/2022	16	
8/25/2022	12	
2/28/2023		11

Prediction Limit

Constituent: Chloride (mg/L) Analysis Run 5/17/2023 1:16 PM View: Appendix III - IntraWell
Plant Scherer Client: Southern Company Data: Scherer Cell 1-CCR

	GWC-6	GWC-6
6/20/2016	6.8	
8/16/2016	7.6	
10/6/2016	7.3	
11/30/2016	7.1	
2/9/2017	5.8	
4/6/2017	5.7	
6/21/2017	6.1	
10/6/2017	5.1	
3/21/2018	5.4	
10/3/2018	5.7	
3/26/2019	4.2	
9/11/2019	7.2	
3/18/2020	4	
9/10/2020	6.3	
6/2/2021	6.3	
8/11/2021	6.5	
2/15/2022	6.1	
8/25/2022	6.2	
2/27/2023		5.2

Prediction Limit

Constituent: Chloride (mg/L) Analysis Run 5/17/2023 1:16 PM View: Appendix III - IntraWell
Plant Scherer Client: Southern Company Data: Scherer Cell 1-CCR

	GWC-7	GWC-7
4/13/2016	1.68 (D)	
6/20/2016	2	
8/15/2016	1.8	
10/6/2016	1.7	
12/1/2016	1.7	
2/9/2017	1.7	
4/7/2017	1.7	
6/22/2017	1.6	
10/6/2017	1.6	
3/22/2018	1.6	
10/4/2018	1.7	
3/27/2019	1.7	
9/11/2019	2.1	
3/19/2020	2.1	
9/10/2020	2.5	
4/1/2021	2.9	
8/11/2021	3	
2/15/2022	2.7	
8/25/2022	3	
2/27/2023		3.5

Prediction Limit

Constituent: Chloride (mg/L) Analysis Run 5/17/2023 1:16 PM View: Appendix III - IntraWell
Plant Scherer Client: Southern Company Data: Scherer Cell 1-CCR

	GWC-8A	GWC-8A
4/19/2016	6.9	
10/10/2016	7.2	
12/1/2016	7.1	
2/9/2017	7.2	
4/7/2017	7.5	
6/21/2017	7.6	
8/15/2017	7.8	
9/1/2017	7.6	
3/22/2018	7	
10/4/2018	6.1	
3/27/2019	6.6	
9/11/2019	7	
3/18/2020	8.5	
9/9/2020	11	
6/1/2021	9.4	
8/12/2021	7.8	
2/15/2022	9.1	
8/25/2022	7.5	
2/27/2023		8.8

Prediction Limit

Constituent: Chloride (mg/L) Analysis Run 5/17/2023 1:16 PM View: Appendix III - IntraWell
Plant Scherer Client: Southern Company Data: Scherer Cell 1-CCR

	GWC-9	GWC-9
4/13/2016	3.64 (D)	
6/22/2016	3.8	
8/15/2016	3.7	
10/6/2016	3.4	
12/1/2016	4	
2/8/2017	4	
4/6/2017	4	
6/21/2017	3.3	
10/5/2017	3.3	
3/21/2018	3.6	
10/2/2018	3.1	
3/27/2019	3	
9/11/2019	3.4	
3/18/2020	3.4	
9/9/2020	3.2	
4/1/2021	4.3	
8/12/2021	4.1	
2/15/2022	3.7	
8/25/2022	4.2	
2/27/2023		4.2

Prediction Limit

Constituent: Fluoride (mg/L) Analysis Run 5/17/2023 1:16 PM View: Appendix III - IntraWell
Plant Scherer Client: Southern Company Data: Scherer Cell 1-CCR

	GWA-15	GWA-15
4/6/2016	0.017 (J)	
6/15/2016	<0.1	
8/10/2016	<0.1	
10/4/2016	<0.1	
11/30/2016	<0.1	
2/7/2017	<0.1	
4/4/2017	<0.1	
6/20/2017	<0.1	
10/4/2017	<0.1	
3/20/2018	<0.1 (D)	
10/2/2018	<0.1	
3/26/2019	<0.1	
9/10/2019	<0.1	
3/18/2020	0.036 (J)	
9/9/2020	<0.1	
4/1/2021	<0.1	
8/11/2021	0.036 (J)	
2/15/2022	0.054 (J)	
8/25/2022	<0.1	
2/28/2023		0.077 (J)

Prediction Limit

Constituent: Fluoride (mg/L) Analysis Run 5/17/2023 1:16 PM View: Appendix III - IntraWell
Plant Scherer Client: Southern Company Data: Scherer Cell 1-CCR

	GWA-16	GWA-16
4/6/2016	0.048 (J)	
6/15/2016	<0.082	
8/10/2016	<0.082	
10/4/2016	<0.082	
11/29/2016	<0.082	
2/7/2017	<0.082	
4/4/2017	<0.082	
6/20/2017	<0.082	
10/5/2017	<0.082	
3/20/2018	<0.082	
10/2/2018	<0.082	
3/26/2019	0.041 (J)	
9/10/2019	0.047 (J)	
3/18/2020	0.041 (J)	
9/9/2020	0.034 (J)	
4/1/2021	0.035 (J)	
8/11/2021	0.05 (J)	
2/15/2022	0.079 (J)	
8/25/2022	0.047 (J)	
2/28/2023		0.089 (J)

Prediction Limit

Constituent: Fluoride (mg/L) Analysis Run 5/17/2023 1:16 PM View: Appendix III - IntraWell
Plant Scherer Client: Southern Company Data: Scherer Cell 1-CCR

	GWA-17	GWA-17
4/6/2016	0.039 (J)	
6/15/2016	<0.082	
8/10/2016	<0.082	
10/5/2016	<0.082	
11/29/2016	<0.082	
2/7/2017	<0.082	
4/4/2017	<0.082	
6/20/2017	<0.082	
10/5/2017	<0.082	
3/20/2018	<0.082	
10/2/2018	<0.082	
3/26/2019	0.042 (J)	
9/10/2019	0.046 (J)	
3/18/2020	0.071 (J)	
9/9/2020	0.036 (J)	
4/1/2021	0.042 (J)	
8/11/2021	0.053 (J)	
2/15/2022	0.083 (J)	
8/24/2022	0.047 (J)	
2/28/2023		0.067 (J)

Prediction Limit

Constituent: Fluoride (mg/L) Analysis Run 5/17/2023 1:16 PM View: Appendix III - IntraWell
Plant Scherer Client: Southern Company Data: Scherer Cell 1-CCR

	GWC-1	GWC-1
4/12/2016	0.087 (J)	
6/16/2016	0.04 (J)	
8/11/2016	0.092 (J)	
10/4/2016	<0.082	
11/30/2016	0.091 (J)	
2/7/2017	<0.082	
4/5/2017	<0.082	
6/20/2017	0.082 (J)	
10/4/2017	<0.082	
3/20/2018	<0.082	
10/2/2018	0.089 (J)	
3/26/2019	0.072 (J)	
9/10/2019	0.077 (J)	
3/18/2020	0.098 (J)	
9/9/2020	0.069 (J)	
4/1/2021	0.081 (J)	
10/18/2021	0.081 (J)	
2/15/2022	0.12	
5/12/2022	0.048 (J,R)	
8/24/2022	0.075 (J)	
2/27/2023		0.08 (J)

Prediction Limit

Constituent: Fluoride (mg/L) Analysis Run 5/17/2023 1:16 PM View: Appendix III - IntraWell
Plant Scherer Client: Southern Company Data: Scherer Cell 1-CCR

	GWC-10	GWC-10
4/13/2016	0.082 (JD)	
6/21/2016	0.02 (J)	
8/15/2016	<0.082	
10/5/2016	<0.082	
12/1/2016	<0.082	
2/8/2017	<0.082	
4/6/2017	<0.082	
6/21/2017	<0.082	
10/5/2017	<0.082	
3/21/2018	<0.082	
10/2/2018	<0.082	
3/27/2019	0.077 (J)	
9/11/2019	0.067 (J)	
3/18/2020	0.088 (J)	
9/9/2020	0.055 (J)	
4/1/2021	0.086 (J)	
8/17/2021	0.083 (J)	
2/15/2022	0.099 (J)	
8/25/2022	0.065 (J)	
2/21/2023		0.061 (J)

Prediction Limit

Constituent: Fluoride (mg/L) Analysis Run 5/17/2023 1:16 PM View: Appendix III - IntraWell
Plant Scherer Client: Southern Company Data: Scherer Cell 1-CCR

	GWC-11	GWC-11
4/13/2016	0.061 (JD)	
6/21/2016	0.03 (J)	
8/15/2016	<0.1	
10/5/2016	<0.1	
12/1/2016	<0.1	
2/8/2017	<0.1	
4/6/2017	<0.1	
6/20/2017	<0.1	
10/5/2017	<0.1	
3/21/2018	<0.1	
10/2/2018	<0.1	
3/27/2019	0.048 (J)	
9/11/2019	0.054 (J)	
3/18/2020	0.064 (J)	
9/10/2020	0.052 (J)	
4/1/2021	0.042 (J)	
8/11/2021	0.051 (J)	
2/16/2022	<0.1	
8/25/2022	0.059 (J)	
2/27/2023		0.064 (J)

Prediction Limit

Constituent: Fluoride (mg/L) Analysis Run 5/17/2023 1:16 PM View: Appendix III - IntraWell
Plant Scherer Client: Southern Company Data: Scherer Cell 1-CCR

	GWC-12	GWC-12
4/13/2016	0.01 (JD)	
6/21/2016	<0.1	
8/15/2016	<0.1	
10/5/2016	<0.1	
12/1/2016	<0.1	
2/8/2017	<0.1	
4/5/2017	<0.1	
6/20/2017	<0.1	
10/5/2017	<0.1	
3/21/2018	<0.1 (D)	
10/2/2018	<0.1	
3/26/2019	0.026 (J)	
9/11/2019	0.039 (J)	
3/18/2020	0.046 (J)	
9/10/2020	<0.1	
4/1/2021	<0.1	
8/11/2021	0.029 (J)	
2/16/2022	<0.1	
8/26/2022	0.026 (J)	
2/27/2023		0.032 (J)

Prediction Limit

Constituent: Fluoride (mg/L) Analysis Run 5/17/2023 1:16 PM View: Appendix III - IntraWell
Plant Scherer Client: Southern Company Data: Scherer Cell 1-CCR

	GWC-13	GWC-13
4/13/2016	0.039 (JD)	
6/21/2016	<0.1	
8/15/2016	<0.1	
10/7/2016	<0.1	
12/1/2016	<0.1	
2/9/2017	<0.1	
4/6/2017	<0.1	
6/22/2017	<0.1	
10/6/2017	<0.1	
3/22/2018	<0.1	
10/3/2018	<0.1	
3/26/2019	0.04 (J)	
9/11/2019	0.051 (J)	
3/18/2020	0.055 (J)	
9/10/2020	0.034 (J)	
4/6/2021	0.026 (J)	
8/11/2021	0.045 (J)	
2/16/2022	<0.1	
8/26/2022	0.055 (J)	
2/27/2023		0.055 (J)

Prediction Limit

Constituent: Fluoride (mg/L) Analysis Run 5/17/2023 1:16 PM View: Appendix III - IntraWell
Plant Scherer Client: Southern Company Data: Scherer Cell 1-CCR

	GWC-14	GWC-14
4/13/2016	0.027 (JD)	
6/21/2016	<0.1	
8/15/2016	<0.1	
10/4/2016	<0.1	
12/1/2016	<0.1	
2/7/2017	<0.1	
4/6/2017	<0.1	
6/20/2017	<0.1	
10/5/2017	<0.1	
3/20/2018	<0.1	
10/2/2018	<0.1	
3/26/2019	0.034 (J)	
9/11/2019	0.045 (J)	
3/18/2020	0.068 (J)	
9/9/2020	<0.1	
4/1/2021	<0.1	
8/11/2021	0.045 (J)	
2/16/2022	<0.1	
8/26/2022	0.068 (J)	
2/27/2023		0.047 (J)

Prediction Limit

Constituent: Fluoride (mg/L) Analysis Run 5/17/2023 1:16 PM View: Appendix III - IntraWell
Plant Scherer Client: Southern Company Data: Scherer Cell 1-CCR

	GWC-18	GWC-18
4/11/2016	0.047 (J)	
6/16/2016	<0.1	
8/11/2016	<0.1	
10/5/2016	<0.1	
11/29/2016	<0.1	
2/8/2017	<0.1	
4/6/2017	<0.1	
6/21/2017	<0.1	
10/5/2017	<0.1	
3/20/2018	<0.1	
10/2/2018	<0.1	
3/26/2019	0.046 (J)	
9/11/2019	0.055 (J)	
3/18/2020	<0.1	
9/9/2020	0.045 (J)	
4/1/2021	0.041 (J)	
8/11/2021	0.062 (J)	
2/16/2022	0.034 (J)	
8/25/2022	0.047 (J)	
2/28/2023		0.12

Prediction Limit

Constituent: Fluoride (mg/L) Analysis Run 5/17/2023 1:16 PM View: Appendix III - IntraWell
Plant Scherer Client: Southern Company Data: Scherer Cell 1-CCR

	GWC-19	GWC-19
4/11/2016	0.048 (J)	
6/16/2016	<0.1	
8/11/2016	<0.1	
10/5/2016	<0.1	
11/29/2016	<0.1	
2/8/2017	<0.1	
4/5/2017	<0.1	
6/21/2017	<0.1	
10/5/2017	<0.1	
3/20/2018	<0.1	
10/2/2018	<0.1	
3/26/2019	0.04 (J)	
9/12/2019	0.032 (J)	
3/19/2020	<0.1	
9/9/2020	0.034 (J)	
6/1/2021	0.026 (J)	
8/11/2021	0.047 (J)	
2/16/2022	0.028 (J)	
8/25/2022	0.042 (J)	
2/28/2023		0.079 (J)

Prediction Limit

Constituent: Fluoride (mg/L) Analysis Run 5/17/2023 1:16 PM View: Appendix III - IntraWell
Plant Scherer Client: Southern Company Data: Scherer Cell 1-CCR

	GWC-2	GWC-2
4/12/2016	0.046 (J)	
6/16/2016	<0.082	
8/11/2016	<0.082	
10/4/2016	<0.082	
11/30/2016	<0.082	
2/7/2017	<0.082	
4/6/2017	<0.082	
6/20/2017	<0.082	
10/4/2017	<0.082	
3/20/2018	<0.082	
10/2/2018	<0.082	
3/26/2019	0.046 (J)	
9/10/2019	0.048 (J)	
3/18/2020	0.055 (J)	
9/9/2020	0.033 (J)	
4/1/2021	0.043 (J)	
8/12/2021	0.054 (J)	
2/15/2022	0.072 (J)	
8/26/2022	0.048 (J)	
2/27/2023		0.055 (J)

Prediction Limit

Constituent: Fluoride (mg/L) Analysis Run 5/17/2023 1:16 PM View: Appendix III - IntraWell
Plant Scherer Client: Southern Company Data: Scherer Cell 1-CCR

	GWC-20	GWC-20
4/12/2016	0.056 (J)	
6/16/2016	<0.1	
8/11/2016	<0.1	
10/5/2016	<0.1	
11/30/2016	<0.1	
2/8/2017	<0.1	
4/6/2017	<0.1	
6/21/2017	<0.1	
10/5/2017	<0.1	
3/21/2018	<0.1	
10/3/2018	<0.1	
3/26/2019	0.045 (J)	
9/12/2019	0.044 (J)	
3/19/2020	<0.1	
9/10/2020	0.051 (J)	
6/1/2021	0.033 (J)	
8/11/2021	0.051 (J)	
2/16/2022	<0.1	
8/25/2022	0.05 (J)	
2/28/2023		0.089 (J)

Prediction Limit

Constituent: Fluoride (mg/L) Analysis Run 5/17/2023 1:16 PM View: Appendix III - IntraWell
Plant Scherer Client: Southern Company Data: Scherer Cell 1-CCR

	GWC-3	GWC-3
4/12/2016	0.057 (JD)	
6/20/2016	0.04 (J)	
8/16/2016	<0.082	
10/5/2016	<0.082	
11/30/2016	<0.082	
2/8/2017	<0.082	
4/6/2017	<0.082	
6/21/2017	<0.082	
10/5/2017	<0.082	
3/21/2018	<0.082	
10/3/2018	<0.082	
3/26/2019	0.046 (J)	
9/10/2019	0.058 (J)	
3/18/2020	0.091 (J)	
9/10/2020	0.063 (J)	
4/6/2021	0.045 (J)	
8/12/2021	0.084 (J)	
2/15/2022	0.092 (J)	
8/25/2022	0.059 (J)	
2/28/2023		0.08 (J)

Prediction Limit

Constituent: Fluoride (mg/L) Analysis Run 5/17/2023 1:16 PM View: Appendix III - IntraWell
Plant Scherer Client: Southern Company Data: Scherer Cell 1-CCR

	GWC-4	GWC-4
4/12/2016	0.121 (J)	
6/20/2016	0.04 (J)	
8/16/2016	0.13 (J)	
10/6/2016	0.1 (J)	
11/30/2016	0.13 (J)	
2/8/2017	0.093 (J)	
4/6/2017	0.1 (J)	
6/22/2017	0.11 (J)	
10/6/2017	0.096 (J)	
3/21/2018	0.094 (J)	
10/3/2018	0.1 (J+X)	
3/26/2019	0.087 (J)	
9/10/2019	0.097 (J)	
3/19/2020	0.038 (J)	
9/10/2020	0.1	
4/2/2021	0.097 (J)	
8/12/2021	0.11	
2/15/2022	0.13	
8/25/2022	0.077 (J)	
2/27/2023		0.075 (J)

Prediction Limit

Constituent: Fluoride (mg/L) Analysis Run 5/17/2023 1:16 PM View: Appendix III - Intravel
Plant Scherer Client: Southern Company Data: Scherer Cell 1-CCR

	GWC-5	GWC-5
4/19/2016	0.024 (J)	
6/22/2016	<0.082	
8/16/2016	<0.082	
10/6/2016	<0.082	
12/1/2016	<0.082	
2/9/2017	<0.082	
4/6/2017	<0.082	
6/21/2017	<0.082	
10/5/2017	<0.082	
3/22/2018	<0.082	
10/3/2018	<0.082	
3/27/2019	0.038 (J)	
9/11/2019	0.045 (J)	
3/18/2020	0.055 (J)	
9/9/2020	0.033 (J)	
4/1/2021	0.029 (J)	
8/12/2021	0.045 (J)	
2/15/2022	0.16	
5/12/2022	0.03 (J,R)	
8/25/2022	0.047 (J)	
2/28/2023		0.065 (J)

Prediction Limit

Constituent: Fluoride (mg/L) Analysis Run 5/17/2023 1:16 PM View: Appendix III - IntraWell
Plant Scherer Client: Southern Company Data: Scherer Cell 1-CCR

	GWC-6	GWC-6
4/12/2016	0.061 (J)	
6/20/2016	<0.082	
8/16/2016	<0.082	
10/6/2016	<0.082	
11/30/2016	<0.082	
2/9/2017	<0.082	
4/6/2017	<0.082	
6/21/2017	<0.082	
10/6/2017	<0.082	
3/21/2018	<0.082	
10/3/2018	<0.082	
3/26/2019	0.058 (J)	
9/11/2019	0.058 (J)	
3/18/2020	0.082 (J)	
9/10/2020	0.052 (J)	
6/2/2021	0.038 (J)	
8/11/2021	0.055 (J)	
2/15/2022	0.095 (J)	
8/25/2022	0.058 (J)	
2/27/2023		0.072 (J)

Prediction Limit

Constituent: Fluoride (mg/L) Analysis Run 5/17/2023 1:16 PM View: Appendix III - IntraWell
Plant Scherer Client: Southern Company Data: Scherer Cell 1-CCR

	GWC-7	GWC-7
4/13/2016	0.061 (JD)	
6/20/2016	0.12 (J)	
8/15/2016	<0.1	
10/6/2016	<0.1	
12/1/2016	<0.1	
2/9/2017	<0.1	
4/7/2017	<0.1	
6/22/2017	<0.1	
10/6/2017	<0.1	
3/22/2018	<0.1	
10/4/2018	<0.1	
3/27/2019	0.04 (J)	
9/11/2019	0.057 (J)	
3/19/2020	<0.1	
9/10/2020	0.053 (J)	
4/1/2021	0.072 (J)	
8/11/2021	0.058 (J)	
2/15/2022	0.083 (J)	
8/25/2022	0.051 (J)	
2/27/2023		0.054 (J)

Prediction Limit

Constituent: Fluoride (mg/L) Analysis Run 5/17/2023 1:16 PM View: Appendix III - IntraWell
Plant Scherer Client: Southern Company Data: Scherer Cell 1-CCR

	GWC-8A	GWC-8A
4/19/2016	0.135 (J)	
10/10/2016	0.12 (J)	
12/1/2016	0.12 (J)	
2/9/2017	0.11 (J)	
4/7/2017	0.15 (J)	
6/21/2017	0.21	
8/15/2017	0.1 (J)	
9/1/2017	0.084 (J)	
3/22/2018	0.091 (J)	
10/4/2018	0.14 (J+X)	
3/27/2019	0.071 (J)	
9/11/2019	0.071 (J)	
3/18/2020	0.073 (J)	
9/9/2020	0.038 (J)	
6/1/2021	0.034 (J)	
8/12/2021	0.087 (J)	
2/15/2022	0.096 (J)	
8/25/2022	0.059 (J)	
2/27/2023		0.097 (J)

Prediction Limit

Constituent: Fluoride (mg/L) Analysis Run 5/17/2023 1:16 PM View: Appendix III - IntraWell
Plant Scherer Client: Southern Company Data: Scherer Cell 1-CCR

	GWC-9	GWC-9
4/13/2016	0.083 (JD)	
6/22/2016	0.03 (J)	
8/15/2016	<0.082	
10/6/2016	<0.082	
12/1/2016	<0.082	
2/8/2017	<0.082	
4/6/2017	<0.082	
6/21/2017	<0.082	
10/5/2017	0.084 (J)	
3/21/2018	<0.082	
10/2/2018	<0.082	
3/27/2019	0.066 (J)	
9/11/2019	0.067 (J)	
3/18/2020	0.096 (J)	
9/9/2020	0.067 (J)	
4/1/2021	0.072 (J)	
8/12/2021	0.085 (J)	
2/15/2022	0.096 (J)	
8/25/2022	0.064 (J)	
2/27/2023		0.07 (J)

Prediction Limit

Constituent: pH (S.U.) Analysis Run 5/17/2023 1:16 PM View: Appendix III - IntraWell
Plant Scherer Client: Southern Company Data: Scherer Cell 1-CCR

	GWA-15	GWA-15
5/20/2014	5.27	
11/12/2014	5.7	
5/22/2015	5.52	
11/11/2015	5.63	
4/6/2016	5.5 (D)	
6/15/2016	5.52	
8/10/2016	5.5	
10/4/2016	5.56	
11/30/2016	5.46	
2/7/2017	5.28	
4/1/2017	5.48	
4/4/2017	5.48	
6/20/2017	5.44	
10/4/2017	5.44	
3/20/2018	5.48	
10/2/2018	5.49	
3/26/2019	5.41	
3/18/2020	5.42	
9/9/2020	5.71	
4/1/2021	5.31	
8/11/2021	5.5	
2/15/2022	5.4	
8/25/2022	5.4	
2/28/2023		5.4

Prediction Limit

Constituent: pH (S.U.) Analysis Run 5/17/2023 1:16 PM View: Appendix III - IntraWell
Plant Scherer Client: Southern Company Data: Scherer Cell 1-CCR

	GWA-16	GWA-16
5/20/2014	6.18	
11/8/2014	6.52	
5/22/2015	6.3	
11/11/2015	6.36	
4/6/2016	6.46 (D)	
6/15/2016	6.39	
8/10/2016	6.39	
10/4/2016	6.4	
11/29/2016	6.36	
2/7/2017	6.45	
4/4/2017	6.37	
6/20/2017	6.4	
10/5/2017	6.42	
3/20/2018	6.36	
10/2/2018	6.38	
3/26/2019	6.42	
3/18/2020	6.29	
9/9/2020	6.33	
4/1/2021	6.44	
8/11/2021	6.35	
2/15/2022	6.46	
8/25/2022	6.42	
2/28/2023		6.45

Prediction Limit

Constituent: pH (S.U.) Analysis Run 5/17/2023 1:16 PM View: Appendix III - Intrawell
Plant Scherer Client: Southern Company Data: Scherer Cell 1-CCR

	GWA-17	GWA-17
5/20/2014	5.68	
11/8/2014	6.04	
5/22/2015	5.87	
11/9/2015	5.97	
4/6/2016	5.937 (D)	
6/15/2016	5.96	
8/10/2016	5.94	
10/5/2016	5.86	
11/29/2016	5.82	
2/7/2017	6.15	
4/4/2017	6	
6/20/2017	6.34	
10/5/2017	5.93	
3/20/2018	5.97	
10/2/2018	6.03	
3/26/2019	6.12	
3/18/2020	6.03	
9/9/2020	6.05	
4/1/2021	6.14	
8/11/2021	6.14	
2/15/2022	6.2	
8/24/2022	6.22	
2/28/2023		6.19

Prediction Limit

Constituent: pH (S.U.) Analysis Run 5/17/2023 1:16 PM View: Appendix III - IntraWell
Plant Scherer Client: Southern Company Data: Scherer Cell 1-CCR

	GWC-1	GWC-1
5/23/2014	6.46	
11/13/2014	6.67	
5/23/2015	6.53	
11/11/2015	6.71	
4/12/2016	6.53 (D)	
6/16/2016	6.49	
8/11/2016	6.5	
10/4/2016	6.5	
11/30/2016	6.48	
2/7/2017	6.38	
4/5/2017	6.36	
6/20/2017	6.45	
10/4/2017	6.5	
3/20/2018	6.63	
10/2/2018	6.57	
3/26/2019	6.54	
3/18/2020	6.53	
9/9/2020	6.57	
4/1/2021	6.52	
10/18/2021	6.36	
2/15/2022	6.83	
5/12/2022	6.55 (R)	
8/24/2022	6.42	
2/27/2023		6.56

Prediction Limit

Constituent: pH (S.U.) Analysis Run 5/17/2023 1:16 PM View: Appendix III - Intrawell
Plant Scherer Client: Southern Company Data: Scherer Cell 1-CCR

	GWC-10	GWC-10
5/21/2014	6.3	
11/12/2014	6.49	
5/23/2015	6.3	
11/12/2015	6.45	
4/13/2016	6.42 (D)	
6/21/2016	6.36	
8/15/2016	6.3	
10/5/2016	6.25	
12/1/2016	6.32	
2/8/2017	6.04	
4/6/2017	6.35	
6/21/2017	6.2	
10/5/2017	6.21	
3/21/2018	6.56	
10/2/2018	6.35	
3/27/2019	6.53	
3/18/2020	6.34	
9/9/2020	6.4	
4/1/2021	6.35	
10/18/2021	6.25	
2/15/2022	6.48	
5/12/2022	6.31 (R)	
8/25/2022	6.2	
12/28/2022	6.36 (R)	
2/21/2023		6.33

Prediction Limit

Constituent: pH (S.U.) Analysis Run 5/17/2023 1:16 PM View: Appendix III - Intrawell
Plant Scherer Client: Southern Company Data: Scherer Cell 1-CCR

	GWC-11	GWC-11
5/20/2014	6.14	
11/12/2014	6.33	
5/24/2015	6.04	
11/12/2015	6.31	
4/13/2016	6.17 (D)	
6/21/2016	6.19	
8/15/2016	6.15	
10/5/2016	6.1	
12/1/2016	6.15	
2/8/2017	5.9	
4/6/2017	6.13	
6/20/2017	6.12	
10/5/2017	6.11	
3/21/2018	6.21	
10/2/2018	6.21	
3/27/2019	6.22	
3/18/2020	6.17	
9/10/2020	6.16	
4/1/2021	6.11	
8/11/2021	6.21	
2/16/2022	6.16	
8/25/2022	6.01	
2/27/2023		6.19

Prediction Limit

Constituent: pH (S.U.) Analysis Run 5/17/2023 1:16 PM View: Appendix III - IntraWell
Plant Scherer Client: Southern Company Data: Scherer Cell 1-CCR

	GWC-12	GWC-12
5/20/2014	4.86	
11/12/2014	5.3	
5/23/2015	5.04	
11/12/2015	5.31	
4/13/2016	5.22 (D)	
6/21/2016	5.2	
8/15/2016	5.12	
10/5/2016	5.07	
10/7/2016	5.07	
12/1/2016	5.08	
2/8/2017	4.76	
4/5/2017	5.1	
6/20/2017	5.13	
10/5/2017	5.1	
3/21/2018	5.33	
10/2/2018	5.16	
3/26/2019	5.25	
3/18/2020	5.19	
9/10/2020	5.1	
4/1/2021	5.18	
8/11/2021	5.2	
2/16/2022	5.11	
8/26/2022	5.07	
2/27/2023		5.2

Prediction Limit

Constituent: pH (S.U.) Analysis Run 5/17/2023 1:16 PM View: Appendix III - IntraWell
Plant Scherer Client: Southern Company Data: Scherer Cell 1-CCR

	GWC-13	GWC-13
5/20/2014	5.6	
11/12/2014	6.02	
5/24/2015	5.81	
11/12/2015	5.93	
4/13/2016	5.88 (D)	
6/21/2016	5.9	
8/15/2016	5.86	
10/4/2016	5.85	
10/7/2016	5.85	
12/1/2016	5.85	
2/9/2017	5.92	
4/6/2017	5.85	
6/22/2017	5.9	
10/6/2017	5.88	
3/22/2018	5.88	
10/3/2018	5.95	
3/26/2019	5.89	
3/18/2020	5.81	
9/10/2020	5.83	
4/6/2021	5.95	
8/11/2021	5.92	
2/16/2022	5.79	
8/26/2022	5.91	
2/27/2023		5.94

Prediction Limit

Constituent: pH (S.U.) Analysis Run 5/17/2023 1:16 PM View: Appendix III - IntraWell
Plant Scherer Client: Southern Company Data: Scherer Cell 1-CCR

	GWC-14	GWC-14
5/20/2014	5.38	
11/12/2014	5.77	
5/24/2015	5.53	
11/11/2015	5.68	
4/13/2016	5.58 (D)	
6/21/2016	5.59	
8/15/2016	5.56	
10/4/2016	5.66	
12/1/2016	5.54	
2/7/2017	5.42	
4/6/2017	5.55	
6/20/2017	5.57	
10/5/2017	5.55	
3/20/2018	5.73	
10/2/2018	5.68	
3/26/2019	5.63	
3/18/2020	5.61	
9/9/2020	5.88	
4/1/2021	5.53	
8/11/2021	5.61	
2/16/2022	5.6	
8/26/2022	5.51	
2/27/2023		5.62

Prediction Limit

Constituent: pH (S.U.) Analysis Run 5/17/2023 1:16 PM View: Appendix III - Intrawell
Plant Scherer Client: Southern Company Data: Scherer Cell 1-CCR

	GWC-18	GWC-18
5/23/2014	6.19	
11/8/2014	6.42	
5/22/2015	6.26	
11/10/2015	6.29	
4/11/2016	6.3 (D)	
6/16/2016	6.34	
8/11/2016	6.28	
10/5/2016	6.27	
11/29/2016	6.39	
2/8/2017	6.35	
4/6/2017	6.26	
6/21/2017	6.24	
10/5/2017	6.31	
3/20/2018	6.34	
10/2/2018	6.38	
3/26/2019	6.38	
3/18/2020	6.32	
9/9/2020	6.3	
4/1/2021	6.37	
8/11/2021	6.43	
2/16/2022	6.54	
5/12/2022	6.39 (R)	
8/25/2022	6.45	
2/28/2023		6.36

Prediction Limit

Constituent: pH (S.U.) Analysis Run 5/17/2023 1:16 PM View: Appendix III - IntraWell
Plant Scherer Client: Southern Company Data: Scherer Cell 1-CCR

	GWC-19	GWC-19
5/22/2014	6.37	
11/8/2014	6.51	
5/22/2015	6.35	
11/10/2015	6.41	
4/11/2016	6.36 (D)	
6/16/2016	6.35	
8/11/2016	6.37	
10/5/2016	5.78 (O)	
11/29/2016	6.44	
2/8/2017	6.4	
4/5/2017	6.35	
6/21/2017	6.36	
10/5/2017	6.41	
3/20/2018	6.37	
10/2/2018	6.41	
3/26/2019	6.35	
3/19/2020	6.27	
9/9/2020	6.27	
4/5/2021	6.37	
6/1/2021	6.18	
8/11/2021	6.35	
2/16/2022	6.47	
8/25/2022	6.36	
12/28/2022	6.29 (R)	
2/28/2023		6.29

Prediction Limit

Constituent: pH (S.U.) Analysis Run 5/17/2023 1:16 PM View: Appendix III - Intrawell
Plant Scherer Client: Southern Company Data: Scherer Cell 1-CCR

	GWC-2	GWC-2
5/22/2014	6.74	
11/13/2014	6.94	
5/24/2015	7	
11/11/2015	6.55	
4/12/2016	6.52	
6/16/2016	6.38	
8/11/2016	6.38	
10/4/2016	6.39	
11/30/2016	6.38	
2/7/2017	6.43	
4/6/2017	6.23	
6/20/2017	6.36	
10/4/2017	6.35	
3/20/2018	6.52	
10/2/2018	6.51	
3/26/2019	6.44	
3/18/2020	6.41	
9/9/2020	6.44	
4/1/2021	7.32 (o)	
8/12/2021	6.41	
2/15/2022	6.61	
8/26/2022	6.37	
2/27/2023		6.41

Prediction Limit

Constituent: pH (S.U.) Analysis Run 5/17/2023 1:16 PM View: Appendix III - Intrawell
Plant Scherer Client: Southern Company Data: Scherer Cell 1-CCR

	GWC-20	GWC-20
5/22/2014	6.33	
11/9/2014	6.66	
5/22/2015	6.49	
11/10/2015	6.53	
4/12/2016	6.53 (D)	
6/16/2016	6.51	
8/11/2016	6.49	
10/5/2016	6.46	
11/30/2016	6.5	
2/8/2017	6.59	
4/6/2017	6.47	
6/21/2017	6.53	
10/5/2017	6.51	
3/21/2018	6.5	
10/3/2018	6.48	
3/26/2019	6.52	
3/19/2020	6.47	
9/10/2020	6.49	
4/5/2021	6.64	
6/1/2021	6.39	
8/11/2021	6.58	
2/16/2022	6.71	
5/12/2022	6.52 (R)	
8/25/2022	6.62	
12/28/2022	6.56 (R)	
2/28/2023		6.53

Prediction Limit

Constituent: pH (S.U.) Analysis Run 5/17/2023 1:16 PM View: Appendix III - IntraWell
Plant Scherer Client: Southern Company Data: Scherer Cell 1-CCR

	GWC-3	GWC-3
5/22/2014	5.82	
11/9/2014	6.1	
5/22/2015	5.92	
11/16/2015	6.02	
4/12/2016	5.97 (D)	
6/20/2016	5.93	
8/12/2016	5.86	
8/16/2016	5.86	
10/5/2016	5.1 (O)	
11/30/2016	5.88	
2/8/2017	5.89	
4/6/2017	5.84	
6/21/2017	5.91	
10/5/2017	5.93	
3/21/2018	5.96	
10/3/2018	5.97	
3/26/2019	6.02	
3/18/2020	5.9	
9/10/2020	6.24	
4/6/2021	6.01	
8/12/2021	6.12	
2/15/2022	5.87	
8/25/2022	5.99	
2/28/2023		6

Prediction Limit

Constituent: pH (S.U.) Analysis Run 5/17/2023 1:16 PM View: Appendix III - Intrawell
Plant Scherer Client: Southern Company Data: Scherer Cell 1-CCR

	GWC-4	GWC-4
5/22/2014	6.17	
11/9/2014	6.45	
5/22/2015	6.26	
11/11/2015	6.3	
4/12/2016	6.44 (D)	
6/20/2016	6.33	
8/16/2016	6.3	
10/6/2016	6.21	
11/30/2016	6.26	
2/8/2017	6.35	
4/6/2017	6.29	
6/22/2017	6.31	
10/6/2017	5.9	
3/21/2018	6.23	
10/3/2018	6.25	
3/26/2019	6.34	
3/19/2020	6.32	
9/10/2020	6.46	
4/2/2021	6.35	
8/12/2021	6.3	
2/15/2022	6.37	
5/12/2022	6.19 (R)	
8/25/2022	6.19	
12/28/2022	6.2 (R)	
2/27/2023		6.17

Prediction Limit

Constituent: pH (S.U.) Analysis Run 5/17/2023 1:16 PM View: Appendix III - IntraWell
Plant Scherer Client: Southern Company Data: Scherer Cell 1-CCR

	GWC-5	GWC-5
5/22/2014	5.89	
11/9/2014	6.14	
5/24/2015	5.7	
11/11/2015	5.78	
4/19/2016	5.55	
6/22/2016	5.6	
8/16/2016	5.7	
10/6/2016	5.64	
12/1/2016	5.62	
2/9/2017	5.64	
4/6/2017	5.66	
6/21/2017	5.68	
10/5/2017	5.64	
3/22/2018	5.9	
10/3/2018	5.74	
3/27/2019	5.78	
3/18/2020	5.81	
9/9/2020	6.08	
4/1/2021	6.01	
8/12/2021	5.87	
2/15/2022	6.16	
5/12/2022	5.99 (R)	
8/25/2022	5.96	
2/28/2023		6

Prediction Limit

Constituent: pH (S.U.) Analysis Run 5/17/2023 1:16 PM View: Appendix III - Intrawell
Plant Scherer Client: Southern Company Data: Scherer Cell 1-CCR

	GWC-6	GWC-6
5/21/2014	6.09	
11/9/2014	6.36	
5/24/2015	6.17	
11/11/2015	6.19	
4/12/2016	6.22	
6/20/2016	6.2	
8/12/2016	6.17	
10/6/2016	6.14	
11/30/2016	6.14	
2/9/2017	6.18	
4/6/2017	6.17	
6/21/2017	6.17	
10/6/2017	6.19	
3/21/2018	6.21	
10/3/2018	6.22	
3/26/2019	6.25	
3/18/2020	6.19	
9/10/2020	6.43	
4/5/2021	6.36	
6/2/2021	6.09	
8/11/2021	6.14	
2/15/2022	6.1	
8/25/2022	6.13	
2/27/2023		6.16

Prediction Limit

Constituent: pH (S.U.) Analysis Run 5/17/2023 1:16 PM View: Appendix III - Intrawell
Plant Scherer Client: Southern Company Data: Scherer Cell 1-CCR

	GWC-7	GWC-7
5/21/2014	6.25	
5/24/2015	6.32	
11/11/2015	6.35	
4/13/2016	6.42	
6/20/2016	6.4	
8/15/2016	6.31	
10/6/2016	6.27	
12/1/2016	6.28	
2/9/2017	6.32	
4/7/2017	6.28	
6/22/2017	6.29	
10/6/2017	5.96	
3/22/2018	6.34	
10/4/2018	6.36	
3/27/2019	6.38	
3/19/2020	6.41	
9/10/2020	6.32	
4/1/2021	6.4	
8/11/2021	6.26	
2/15/2022	6.22	
8/25/2022	6.31	
2/27/2023		6.35

Prediction Limit

Constituent: pH (S.U.) Analysis Run 5/17/2023 1:16 PM View: Appendix III - Intrawell
Plant Scherer Client: Southern Company Data: Scherer Cell 1-CCR

	GWC-8A	GWC-8A
5/21/2014	7.11	
11/13/2014	6.55	
5/23/2015	6.36	
11/11/2015	6.36	
4/19/2016	6.4	
6/23/2016	6.35	
8/23/2016	6.29	
10/10/2016	6.3	
12/1/2016	6.37	
2/9/2017	6.39	
2/27/2017	6.24	
4/7/2017	6.93	
6/21/2017	7.11 (D)	
8/15/2017	6.95	
9/1/2017	6.86	
10/9/2017	6.75	
3/22/2018	7.05	
10/4/2018	7.26	
3/27/2019	6.69	
3/18/2020	6.42	
9/9/2020	6.3	
4/5/2021	6.35	
6/1/2021	6.28	
8/12/2021	6.37	
2/15/2022	6.34	
8/25/2022	6.29	
2/27/2023		6.27

Prediction Limit

Constituent: pH (S.U.) Analysis Run 5/17/2023 1:16 PM View: Appendix III - Intrawell
Plant Scherer Client: Southern Company Data: Scherer Cell 1-CCR

	GWC-9	GWC-9
5/21/2014	6.31	
11/12/2014	6.81	
5/23/2015	6.42	
11/12/2015	6.7	
4/13/2016	6.59	
6/22/2016	6.49	
8/15/2016	6.61	
10/6/2016	6.55	
12/1/2016	6.59	
2/8/2017	6.63	
4/6/2017	6.58	
6/21/2017	6.56	
10/5/2017	6.58	
3/21/2018	6.76	
10/2/2018	6.65	
3/27/2019	6.7	
3/18/2020	6.61	
9/9/2020	6.8	
4/1/2021	6.28	
8/12/2021	6.66	
2/15/2022	6.61	
8/25/2022	6.48	
12/28/2022	6.62 (R)	
2/27/2023		6.57

Prediction Limit

Constituent: Sulfate (mg/L) Analysis Run 5/17/2023 1:16 PM View: Appendix III - Intrawell
Plant Scherer Client: Southern Company Data: Scherer Cell 1-CCR

	GWA-15	GWA-15
4/6/2016	0.799 (J)	
6/15/2016	<0.7	
8/10/2016	<0.7	
10/4/2016	<0.7	
11/30/2016	<0.7	
2/7/2017	0.8 (J)	
4/4/2017	<0.7	
6/20/2017	<0.7	
10/4/2017	<0.7	
3/20/2018	1.2	
10/2/2018	<0.7	
3/26/2019	2.1	
9/10/2019	0.65 (J)	
3/18/2020	3.1	
9/9/2020	1.6	
4/1/2021	2.7	
8/11/2021	1.3	
2/15/2022	2.6	
8/25/2022	1.9	
2/28/2023		3.5

Prediction Limit

Constituent: Sulfate (mg/L) Analysis Run 5/17/2023 1:16 PM View: Appendix III - Intrawell
Plant Scherer Client: Southern Company Data: Scherer Cell 1-CCR

	GWA-16	GWA-16
4/6/2016	<1	
6/15/2016	<1	
8/10/2016	<1	
10/4/2016	<1	
11/29/2016	<1	
2/7/2017	<1	
4/4/2017	<1	
6/20/2017	<1	
10/5/2017	<1	
3/20/2018	<1	
10/2/2018	<1	
3/26/2019	<1	
9/10/2019	<1	
3/18/2020	0.67 (J)	
9/9/2020	<1	
4/1/2021	<1	
8/11/2021	<1	
2/15/2022	<1	
8/25/2022	<1	
2/28/2023		1.4

Prediction Limit

Constituent: Sulfate (mg/L) Analysis Run 5/17/2023 1:16 PM View: Appendix III - Intrawell
Plant Scherer Client: Southern Company Data: Scherer Cell 1-CCR

	GWA-17	GWA-17
4/6/2016	<1	
6/15/2016	<1	
8/10/2016	<1	
10/5/2016	<1	
11/29/2016	<1	
2/7/2017	<1	
4/4/2017	<1	
6/20/2017	<1	
10/5/2017	<1	
3/20/2018	<1	
10/2/2018	<1	
3/26/2019	0.58 (J)	
9/10/2019	0.44 (J)	
3/18/2020	0.51 (J)	
9/9/2020	<1	
4/1/2021	<1	
8/11/2021	<1	
2/15/2022	<1	
8/24/2022	<1	
2/28/2023		1.3

Prediction Limit

Constituent: Sulfate (mg/L) Analysis Run 5/17/2023 1:16 PM View: Appendix III - Intrawell
Plant Scherer Client: Southern Company Data: Scherer Cell 1-CCR

	GWC-1	GWC-1
4/12/2016	0.617 (J)	
6/16/2016	<1	
8/11/2016	<1	
10/4/2016	<1	
11/30/2016	<1	
2/7/2017	0.92 (J)	
4/5/2017	1	
6/20/2017	0.76 (J)	
10/4/2017	<1	
3/20/2018	0.95 (J)	
10/2/2018	<1	
3/26/2019	0.53 (J)	
9/10/2019	0.69 (J)	
3/18/2020	0.84 (J)	
9/9/2020	0.77 (J)	
4/1/2021	<1	
8/18/2021	0.79 (J)	
2/15/2022	1.5	
8/24/2022	<1	
2/27/2023		1.6

Prediction Limit

Constituent: Sulfate (mg/L) Analysis Run 5/17/2023 1:16 PM View: Appendix III - Intrawell
Plant Scherer Client: Southern Company Data: Scherer Cell 1-CCR

	GWC-10	GWC-10
4/13/2016	0.51 (JD)	
6/21/2016	0.58 (J)	
8/15/2016	<1	
10/5/2016	<1	
12/1/2016	<1	
2/8/2017	1	
4/6/2017	0.81 (J)	
6/21/2017	1.1	
10/5/2017	1.1	
3/21/2018	1.1	
10/2/2018	1.2	
3/27/2019		1.6
9/11/2019		1.8
3/18/2020		2.4
9/9/2020		2.6
4/1/2021		2.7
8/17/2021		1.2
2/15/2022		3.5
5/12/2022		2.7 (R)
8/25/2022		3.7
2/21/2023		4.7

Prediction Limit

Constituent: Sulfate (mg/L) Analysis Run 5/17/2023 1:16 PM View: Appendix III - Intrawell
Plant Scherer Client: Southern Company Data: Scherer Cell 1-CCR

	GWC-11	GWC-11
4/13/2016	<1 (D)	
6/21/2016	0.16 (J)	
8/15/2016	<1	
10/5/2016	<1	
12/1/2016	<1	
2/8/2017	<1	
4/6/2017	<1	
6/20/2017	<1	
10/5/2017	<1	
3/21/2018	<1	
10/2/2018	<1	
3/27/2019	<1	
9/11/2019	0.63 (J)	
3/18/2020	<1	
9/10/2020	<1	
4/1/2021	<1	
8/11/2021	<1	
2/16/2022	<1	
8/25/2022	<1	
2/27/2023		0.88 (J)

Prediction Limit

Constituent: Sulfate (mg/L) Analysis Run 5/17/2023 1:16 PM View: Appendix III - Intrawell
Plant Scherer Client: Southern Company Data: Scherer Cell 1-CCR

	GWC-12	GWC-12
4/13/2016	<1 (D)	
6/21/2016	0.2 (J)	
8/15/2016	<1	
10/5/2016	<1	
12/1/2016	<1	
2/8/2017	<1	
4/5/2017	<1	
6/20/2017	<1	
10/5/2017	<1	
3/21/2018	<1 (D)	
10/2/2018	<1	
3/26/2019	0.49 (J)	
9/11/2019	0.5 (J)	
3/18/2020	1.3	
9/10/2020	<1	
4/1/2021	<1	
8/11/2021	<1	
2/16/2022	<1	
8/26/2022	0.77 (J)	
2/27/2023		1.2

Prediction Limit

Constituent: Sulfate (mg/L) Analysis Run 5/17/2023 1:16 PM View: Appendix III - Intrawell
Plant Scherer Client: Southern Company Data: Scherer Cell 1-CCR

	GWC-13	GWC-13
4/13/2016	0.646 (JD)	
6/21/2016	0.57 (J)	
8/15/2016	<1	
10/7/2016	<1	
12/1/2016	<1	
2/9/2017	<1	
4/6/2017	<1	
6/22/2017	<1	
10/6/2017	<1	
3/22/2018	<1	
10/3/2018	<1	
3/26/2019	1.3	
9/11/2019	0.81 (J)	
3/18/2020	25 (o)	
9/10/2020	1.3	
4/6/2021	0.9 (J)	
8/11/2021	0.89 (J)	
2/16/2022	<1	
8/26/2022	1.3	
2/27/2023		1.6

Prediction Limit

Constituent: Sulfate (mg/L) Analysis Run 5/17/2023 1:16 PM View: Appendix III - Intrawell
Plant Scherer Client: Southern Company Data: Scherer Cell 1-CCR

	GWC-14	GWC-14
4/13/2016	<1 (D)	
6/21/2016	0.16 (J)	
8/15/2016	<1	
10/4/2016	<1	
12/1/2016	<1	
2/7/2017	<1	
4/6/2017	<1	
6/20/2017	<1	
10/5/2017	<1	
3/20/2018	<1	
10/2/2018	<1	
3/26/2019	0.64 (J)	
9/11/2019	0.5 (J)	
3/18/2020	<1	
9/9/2020	<1	
4/1/2021	<1	
8/11/2021	<1	
2/16/2022	<1	
8/26/2022	0.79 (J)	
2/27/2023		1.2

Prediction Limit

Constituent: Sulfate (mg/L) Analysis Run 5/17/2023 1:16 PM View: Appendix III - Intrawell
Plant Scherer Client: Southern Company Data: Scherer Cell 1-CCR

	GWC-18	GWC-18
4/11/2016	<1	
6/16/2016	<1	
8/11/2016	<1	
10/5/2016	<1	
11/29/2016	<1	
2/8/2017	<1	
4/6/2017	<1	
6/21/2017	<1	
10/5/2017	<1	
3/20/2018	<1	
10/2/2018	<1	
3/26/2019	0.39 (J)	
9/11/2019	0.61 (J)	
3/18/2020	0.62 (J)	
9/9/2020	<1	
4/1/2021	<1	
8/11/2021	<1	
2/16/2022	<1	
8/25/2022	<1	
2/28/2023		1.2

Prediction Limit

Constituent: Sulfate (mg/L) Analysis Run 5/17/2023 1:16 PM View: Appendix III - Intrawell
Plant Scherer Client: Southern Company Data: Scherer Cell 1-CCR

	GWC-19	GWC-19
4/11/2016	<1	
6/16/2016	<1	
8/11/2016	<1	
10/5/2016	<1	
11/29/2016	<1	
2/8/2017	<1	
4/5/2017	<1	
6/21/2017	<1	
10/5/2017	<1	
3/20/2018	<1	
10/2/2018	<1	
3/26/2019	<1	
9/12/2019	<1	
3/19/2020	0.64 (J)	
9/9/2020	1.2	
6/1/2021	1.9	
8/11/2021	<1	
2/16/2022	<1	
8/25/2022	<1	
2/28/2023		1.2

Prediction Limit

Constituent: Sulfate (mg/L) Analysis Run 5/17/2023 1:16 PM View: Appendix III - Intrawell
Plant Scherer Client: Southern Company Data: Scherer Cell 1-CCR

	GWC-2	GWC-2
4/12/2016	0.56 (J)	
6/16/2016	<1	
8/11/2016	<1	
10/4/2016	<1	
11/30/2016	<1	
2/7/2017	<1	
4/6/2017	<1	
6/20/2017	<1	
10/4/2017	<1	
3/20/2018	<1	
10/2/2018	<1	
3/26/2019	0.99 (J)	
9/10/2019	0.63 (J)	
3/18/2020	0.59 (J)	
9/9/2020	0.59 (J)	
4/1/2021	1.1	
8/12/2021	<1	
2/15/2022	0.79 (J)	
8/26/2022	1.1	
2/27/2023		1.6

Prediction Limit

Constituent: Sulfate (mg/L) Analysis Run 5/17/2023 1:16 PM View: Appendix III - Intrawell
Plant Scherer Client: Southern Company Data: Scherer Cell 1-CCR

	GWC-20	GWC-20
4/12/2016	<1	
6/16/2016	<1	
8/11/2016	<1	
10/5/2016	<1	
11/30/2016	<1	
2/8/2017	<1	
4/6/2017	<1	
6/21/2017	<1	
10/5/2017	<1	
3/21/2018	<1	
10/3/2018	<1	
3/26/2019	0.45 (J)	
9/12/2019	<1	
3/19/2020	0.71 (J)	
9/10/2020	<1	
6/1/2021	1.4	
8/11/2021	<1	
2/16/2022	<1	
8/25/2022	<1	
2/28/2023		1.3

Prediction Limit

Constituent: Sulfate (mg/L) Analysis Run 5/17/2023 1:16 PM View: Appendix III - Intrawell
Plant Scherer Client: Southern Company Data: Scherer Cell 1-CCR

	GWC-3	GWC-3
4/12/2016	0.419 (JD)	
6/20/2016	0.6 (J)	
8/16/2016	<1	
10/5/2016	<1	
11/30/2016	1.1	
2/8/2017	<1	
4/6/2017	<1	
6/21/2017	<1	
10/5/2017	<1	
3/21/2018	<1	
10/3/2018	<1	
3/26/2019	0.47 (J)	
9/10/2019	0.7 (J)	
3/18/2020	0.6 (J)	
9/10/2020	<1	
4/6/2021	<1	
8/12/2021	<1	
2/15/2022	0.91 (J)	
8/25/2022	0.99 (J)	
2/28/2023		4.7

Prediction Limit

Constituent: Sulfate (mg/L) Analysis Run 5/17/2023 1:16 PM View: Appendix III - Intrawell
Plant Scherer Client: Southern Company Data: Scherer Cell 1-CCR

	GWC-4	GWC-4
4/12/2016	3.56	
6/20/2016	2.4	
8/16/2016	1.7	
10/6/2016	1.2	
11/30/2016	1.2	
2/8/2017	4.6	
4/6/2017	4.1	
6/22/2017	3.4	
10/6/2017	3	
3/21/2018	4.9	
10/3/2018	2.9	
3/26/2019	3.2	
9/10/2019	1.7	
3/19/2020	4.6	
9/10/2020	1.6	
4/2/2021		4.6
8/12/2021		3.5
2/15/2022		20
5/12/2022		33 (R)
8/25/2022		19
12/28/2022		32 (R)
2/27/2023		56

Prediction Limit

Constituent: Sulfate (mg/L) Analysis Run 5/17/2023 1:16 PM View: Appendix III - IntraWell
Plant Scherer Client: Southern Company Data: Scherer Cell 1-CCR

	GWC-5	GWC-5
4/19/2016	575 (o)	
6/22/2016	470	
8/16/2016	360	
10/6/2016	300	
12/1/2016	340	
2/9/2017	350	
4/6/2017	380	
6/21/2017	490	
10/5/2017	380	
3/22/2018	400	
10/3/2018	270	
3/27/2019	260	
9/11/2019	130	
3/18/2020	170	
9/9/2020	110	
4/1/2021	100	
8/12/2021	140	
2/15/2022	100	
8/25/2022	100	
2/28/2023		87

Prediction Limit

Constituent: Sulfate (mg/L) Analysis Run 5/17/2023 1:16 PM View: Appendix III - Intrawell
Plant Scherer Client: Southern Company Data: Scherer Cell 1-CCR

	GWC-6	GWC-6
4/12/2016	7.55	
6/20/2016	14	
8/16/2016	12	
10/6/2016	13	
11/30/2016	14	
2/9/2017	9.5	
4/6/2017	9.7	
6/21/2017	13	
10/6/2017	7.3	
3/21/2018	9.5	
10/3/2018	10	
3/26/2019	6.3	
9/11/2019	12	
3/18/2020	5.6	
9/10/2020	9.4	
6/2/2021	13	
8/11/2021	11	
2/15/2022	13	
8/25/2022	12	
2/27/2023		13

Prediction Limit

Constituent: Sulfate (mg/L) Analysis Run 5/17/2023 1:16 PM View: Appendix III - Intrawell
Plant Scherer Client: Southern Company Data: Scherer Cell 1-CCR

	GWC-7	GWC-7
4/13/2016	<1 (D)	
6/20/2016	0.36 (J)	
8/15/2016	<1	
10/6/2016	<1	
12/1/2016	<1	
2/9/2017	<1	
4/7/2017	<1	
6/22/2017	<1	
10/6/2017	<1	
3/22/2018	<1	
10/4/2018	<1	
3/27/2019	0.51 (J)	
9/11/2019	0.52 (J)	
3/19/2020	0.54 (J)	
9/10/2020	<1	
4/1/2021	<1	
8/11/2021	<1	
2/15/2022	<1	
8/25/2022	<1	
2/27/2023		1.4

Prediction Limit

Constituent: Sulfate (mg/L) Analysis Run 5/17/2023 1:16 PM View: Appendix III - Intrawell
Plant Scherer Client: Southern Company Data: Scherer Cell 1-CCR

	GWC-8A	GWC-8A
4/19/2016	32.7	
10/10/2016	33	
12/1/2016	31	
2/9/2017	34	
4/7/2017	37	
6/21/2017	35	
8/15/2017	42	
9/1/2017	40	
3/22/2018	39	
10/4/2018	30	
3/27/2019	18	
9/11/2019	32	
3/18/2020	16	
9/9/2020	11	
6/1/2021	17	
8/12/2021	27	
2/15/2022	11	
8/25/2022	22	
2/27/2023		12

Prediction Limit

Constituent: Sulfate (mg/L) Analysis Run 5/17/2023 1:16 PM View: Appendix III - Intrawell
Plant Scherer Client: Southern Company Data: Scherer Cell 1-CCR

	GWC-9	GWC-9
4/13/2016	8.66 (D)	
6/22/2016	6.3	
8/15/2016	8	
10/6/2016	10	
12/1/2016	15	
2/8/2017	13	
4/6/2017	14	
6/21/2017	11	
10/5/2017	10	
3/21/2018	12	
10/2/2018	8.2	
3/27/2019	6.8	
9/11/2019	9.6	
3/18/2020	6.9	
9/9/2020	8.4	
4/1/2021	9.7	
8/12/2021	9.7	
2/15/2022	7.2	
8/25/2022	19	
2/27/2023		13

Prediction Limit

Constituent: Total Dissolved Solids (mg/L) Analysis Run 5/17/2023 1:16 PM View: Appendix III - IntraWell
Plant Scherer Client: Southern Company Data: Scherer Cell 1-CCR

	GWA-15	GWA-15
4/6/2016	38	
6/15/2016	<10	
8/10/2016	56	
10/4/2016	48	
11/30/2016	46	
2/7/2017	18	
4/4/2017	32	
6/20/2017	38	
10/4/2017	42	
3/20/2018	20 (JX)	
10/2/2018	48	
3/26/2019	45	
9/10/2019	42	
3/18/2020	43	
9/9/2020	<10	
4/1/2021	55	
8/11/2021	55	
2/15/2022	42	
8/25/2022	86	
2/28/2023		50

Prediction Limit

Constituent: Total Dissolved Solids (mg/L) Analysis Run 5/17/2023 1:16 PM View: Appendix III - IntraWell
Plant Scherer Client: Southern Company Data: Scherer Cell 1-CCR

	GWA-16	GWA-16
4/6/2016	84	
6/15/2016	139	
8/10/2016	80	
10/4/2016	62	
11/29/2016	110	
2/7/2017	70	
4/4/2017	120	
6/20/2017	76	
10/5/2017	110	
3/20/2018	110	
10/2/2018	110	
3/26/2019	100	
9/10/2019	75	
3/18/2020	93	
9/9/2020	66	
4/1/2021	100	
8/11/2021	100	
2/15/2022	99	
8/25/2022	130	
2/28/2023		110

Prediction Limit

Constituent: Total Dissolved Solids (mg/L) Analysis Run 5/17/2023 1:16 PM View: Appendix III - IntraWell
Plant Scherer Client: Southern Company Data: Scherer Cell 1-CCR

	GWA-17	GWA-17
4/6/2016	61	
6/15/2016	113	
8/10/2016	74	
10/5/2016	44	
11/29/2016	58	
2/7/2017	4 (J)	
4/4/2017	78	
6/20/2017	50	
10/5/2017	64	
3/20/2018	90	
10/2/2018	90	
3/26/2019	82	
9/10/2019	51	
3/18/2020	75	
9/9/2020	64	
4/1/2021	68	
8/11/2021	94	
2/15/2022	79	
8/24/2022	110	
2/28/2023		94

Prediction Limit

Constituent: Total Dissolved Solids (mg/L) Analysis Run 5/17/2023 1:16 PM View: Appendix III - IntraWell
Plant Scherer Client: Southern Company Data: Scherer Cell 1-CCR

	GWC-1	GWC-1
4/12/2016	147	
6/16/2016	150	
8/11/2016	110	
10/4/2016	140	
11/30/2016	130	
2/7/2017	130	
4/5/2017	130	
6/20/2017	120	
10/4/2017	130	
3/20/2018	110	
10/2/2018	140	
3/26/2019	150	
9/10/2019	130	
3/18/2020	130	
9/9/2020	120	
4/1/2021	120	
8/18/2021	150	
2/15/2022	120	
8/24/2022	160	
2/27/2023		160

Prediction Limit

Constituent: Total Dissolved Solids (mg/L) Analysis Run 5/17/2023 1:16 PM View: Appendix III - Intravel
Plant Scherer Client: Southern Company Data: Scherer Cell 1-CCR

	GWC-10	GWC-10
4/13/2016	103 (D)	
6/21/2016	214 (O)	
8/15/2016	130	
10/5/2016	84	
12/1/2016	130	
2/8/2017	130	
4/6/2017	130	
6/21/2017	120	
10/5/2017	140	
3/21/2018	120	
10/2/2018	150	
3/27/2019	140	
9/11/2019	110	
3/18/2020	140	
9/9/2020	160	
4/1/2021	140	
8/17/2021	160	
2/15/2022	150	
8/25/2022	170	
2/21/2023		150

Prediction Limit

Constituent: Total Dissolved Solids (mg/L) Analysis Run 5/17/2023 1:16 PM View: Appendix III - IntraWell
Plant Scherer Client: Southern Company Data: Scherer Cell 1-CCR

	GWC-11	GWC-11
4/13/2016	99 (D)	
6/21/2016	293 (o)	
8/15/2016	90	
10/5/2016	70	
12/1/2016	120	
2/8/2017	86	
4/6/2017	130	
6/20/2017	86	
10/5/2017	94	
3/21/2018	100	
10/2/2018	120	
3/27/2019	100	
9/11/2019	94	
3/18/2020	100	
9/10/2020	95	
4/1/2021	90	
8/11/2021	120	
2/16/2022	79	
8/25/2022	130	
2/27/2023		120

Prediction Limit

Constituent: Total Dissolved Solids (mg/L) Analysis Run 5/17/2023 1:16 PM View: Appendix III - IntraWell
Plant Scherer Client: Southern Company Data: Scherer Cell 1-CCR

	GWC-12	GWC-12
4/13/2016	<5 (D)	
6/21/2016	110	
8/15/2016	<5	
10/5/2016	<5	
12/1/2016	16	
2/8/2017	12	
4/5/2017	18	
6/20/2017	<5	
10/5/2017	28	
3/21/2018	28 (JX)	
10/2/2018	38	
3/26/2019	29	
9/11/2019	14	
3/18/2020	26	
9/10/2020	13	
4/1/2021	17	
8/11/2021	18	
2/16/2022	16	
8/26/2022	29	
2/27/2023		39

Prediction Limit

Constituent: Total Dissolved Solids (mg/L) Analysis Run 5/17/2023 1:16 PM View: Appendix III - IntraWell

Plant Scherer Client: Southern Company Data: Scherer Cell 1-CCR

	GWC-13	GWC-13
4/13/2016	60 (D)	
6/21/2016	195 (O)	
8/15/2016	42	
10/7/2016	24	
12/1/2016	68	
2/9/2017	56	
4/6/2017	68	
6/22/2017	56	
10/6/2017	90	
3/22/2018	76	
10/3/2018	22	
3/26/2019	59	
9/11/2019	33	
3/18/2020	100	
9/10/2020	60	
4/6/2021	55	
8/11/2021	75	
2/16/2022	55	
8/26/2022	84	
2/27/2023		87

Prediction Limit

Constituent: Total Dissolved Solids (mg/L) Analysis Run 5/17/2023 1:16 PM View: Appendix III - IntraWell
Plant Scherer Client: Southern Company Data: Scherer Cell 1-CCR

	GWC-14	GWC-14
4/13/2016	56 (D)	
6/21/2016	68	
8/15/2016	46	
10/4/2016	60	
12/1/2016	70	
2/7/2017	40	
4/6/2017	74	
6/20/2017	34	
10/5/2017	98	
3/20/2018	42	
10/2/2018	40	
3/26/2019	60	
9/11/2019	26	
3/18/2020	57	
9/9/2020	54	
4/1/2021	43	
8/11/2021	71	
2/16/2022	46	
8/26/2022	91	
2/27/2023		70

Prediction Limit

Constituent: Total Dissolved Solids (mg/L) Analysis Run 5/17/2023 1:16 PM View: Appendix III - IntraWell

Plant Scherer Client: Southern Company Data: Scherer Cell 1-CCR

	GWC-18	GWC-18
4/11/2016	89	
6/16/2016	88	
8/11/2016	52	
10/5/2016	76	
11/29/2016	72	
2/8/2017	74	
4/6/2017	84	
6/21/2017	88	
10/5/2017	110	
3/20/2018	92	
10/2/2018	100	
3/26/2019	94	
9/11/2019	77	
3/18/2020	92	
9/9/2020	77	
4/1/2021	62	
8/11/2021	98	
2/16/2022	70	
8/25/2022	130	
2/28/2023		100

Prediction Limit

Constituent: Total Dissolved Solids (mg/L) Analysis Run 5/17/2023 1:16 PM View: Appendix III - IntraWell
Plant Scherer Client: Southern Company Data: Scherer Cell 1-CCR

	GWC-19	GWC-19
4/11/2016	99	
6/16/2016	102	
8/11/2016	38	
10/5/2016	26	
11/29/2016	82	
2/8/2017	78	
4/5/2017	100	
6/21/2017	100	
10/5/2017	100	
3/20/2018	100	
10/2/2018	130	
3/26/2019	100	
9/12/2019	70	
3/19/2020	110	
9/9/2020	120	
6/1/2021	130	
8/11/2021	120	
2/16/2022	110	
8/25/2022	150	
2/28/2023		130

Prediction Limit

Constituent: Total Dissolved Solids (mg/L) Analysis Run 5/17/2023 1:16 PM View: Appendix III - IntraWell
Plant Scherer Client: Southern Company Data: Scherer Cell 1-CCR

	GWC-2	GWC-2
4/12/2016	93	
6/16/2016	130	
8/11/2016	92	
10/4/2016	120	
11/30/2016	130	
2/7/2017	36	
4/6/2017	150	
6/20/2017	92	
10/4/2017	120	
3/20/2018	120	
10/2/2018	140	
3/26/2019	130	
9/10/2019	140	
3/18/2020	140	
9/9/2020	110	
4/1/2021	120	
8/12/2021	130	
2/15/2022	120	
8/26/2022	180	
2/27/2023		140

Prediction Limit

Constituent: Total Dissolved Solids (mg/L) Analysis Run 5/17/2023 1:16 PM View: Appendix III - IntraWell
Plant Scherer Client: Southern Company Data: Scherer Cell 1-CCR

	GWC-20	GWC-20
4/12/2016	104	
6/16/2016	111	
8/11/2016	70	
10/5/2016	92	
11/30/2016	92	
2/8/2017	98	
4/6/2017	92	
6/21/2017	100	
10/5/2017	130	
3/21/2018	100	
10/3/2018	130	
3/26/2019	110	
9/12/2019	84	
3/19/2020	120	
9/10/2020	110	
6/1/2021	120	
8/11/2021	110	
2/16/2022	110	
8/25/2022	140	
2/28/2023		120

Prediction Limit

Constituent: Total Dissolved Solids (mg/L) Analysis Run 5/17/2023 1:16 PM View: Appendix III - IntraWell
Plant Scherer Client: Southern Company Data: Scherer Cell 1-CCR

	GWC-3	GWC-3
4/12/2016	92 (D)	
6/20/2016	78	
8/16/2016	76	
10/5/2016	64	
11/30/2016	82	
2/8/2017	92	
4/6/2017	88	
6/21/2017	88	
10/5/2017	86	
3/21/2018	98	
10/3/2018	60	
3/26/2019	86	
9/10/2019	66	
3/18/2020	72	
9/10/2020	59	
4/6/2021	81	
8/12/2021	89	
2/15/2022	53	
8/25/2022	110	
2/28/2023		72

Prediction Limit

Constituent: Total Dissolved Solids (mg/L) Analysis Run 5/17/2023 1:16 PM View: Appendix III - IntraWell
Plant Scherer Client: Southern Company Data: Scherer Cell 1-CCR

	GWC-4	GWC-4
4/12/2016	80	
6/20/2016	111	
8/16/2016	100	
10/6/2016	110	
11/30/2016	110	
2/8/2017	120	
4/6/2017	130	
6/22/2017	110	
10/6/2017	120	
3/21/2018	160	
10/3/2018	120	
3/26/2019	130	
9/10/2019	93	
3/19/2020	130	
9/10/2020	130	
4/2/2021	150	
8/12/2021	130	
2/15/2022	140	
8/25/2022	170	
2/27/2023		240

Prediction Limit

Constituent: Total Dissolved Solids (mg/L) Analysis Run 5/17/2023 1:16 PM View: Appendix III - Intravel
Plant Scherer Client: Southern Company Data: Scherer Cell 1-CCR

	GWC-5	GWC-5
4/19/2016	1290	
6/22/2016	1060	
8/16/2016	880	
10/6/2016	820	
12/1/2016	900	
2/9/2017	940	
4/6/2017	1100	
6/21/2017	1200	
10/5/2017	950	
3/22/2018	1000	
10/3/2018	620	
3/27/2019	580	
9/11/2019	310	
3/18/2020	430	
9/9/2020	270	
4/1/2021	260	
8/12/2021	370	
2/15/2022	290	
8/25/2022	290	
2/28/2023		240

Prediction Limit

Constituent: Total Dissolved Solids (mg/L) Analysis Run 5/17/2023 1:16 PM View: Appendix III - IntraWell
Plant Scherer Client: Southern Company Data: Scherer Cell 1-CCR

	GWC-6	GWC-6
4/12/2016	138	
6/20/2016	154	
8/16/2016	140	
10/6/2016	150	
11/30/2016	160	
2/9/2017	160	
4/6/2017	140	
6/21/2017	150	
10/6/2017	160	
3/21/2018	170	
10/3/2018	120	
3/26/2019	130	
9/11/2019	120	
3/18/2020	140	
9/10/2020	140	
6/2/2021	140	
8/11/2021	160	
2/15/2022	140	
8/25/2022	170	
2/27/2023		150

Prediction Limit

Constituent: Total Dissolved Solids (mg/L) Analysis Run 5/17/2023 1:16 PM View: Appendix III - IntraWell
Plant Scherer Client: Southern Company Data: Scherer Cell 1-CCR

	GWC-7	GWC-7
4/13/2016	130 (D)	
6/20/2016	116	
8/15/2016	92	
10/6/2016	110	
12/1/2016	140	
2/9/2017	120	
4/7/2017	120	
6/22/2017	100	
10/6/2017	140	
3/22/2018	130	
10/4/2018	110	
3/27/2019	120	
9/11/2019	100	
3/19/2020	98	
9/10/2020	120	
4/1/2021	110	
8/11/2021	130	
2/15/2022	140	
8/25/2022	150	
2/27/2023		140

Prediction Limit

Constituent: Total Dissolved Solids (mg/L) Analysis Run 5/17/2023 1:16 PM View: Appendix III - IntraWell
Plant Scherer Client: Southern Company Data: Scherer Cell 1-CCR

	GWC-8A	GWC-8A
4/19/2016	179	
10/10/2016	110 (O)	
12/1/2016	170	
2/9/2017	180	
4/7/2017	200	
6/21/2017	190	
8/15/2017	190	
9/1/2017	160	
3/22/2018	220	
10/17/2018	170	
3/27/2019	300	
9/11/2019	210	
3/18/2020	300	
9/9/2020	360	
6/1/2021	340	
8/12/2021	240	
2/15/2022	330	
8/25/2022	270	
2/27/2023		340

Prediction Limit

Constituent: Total Dissolved Solids (mg/L) Analysis Run 5/17/2023 1:16 PM View: Appendix III - IntraWell
Plant Scherer Client: Southern Company Data: Scherer Cell 1-CCR

	GWC-9	GWC-9
4/13/2016	135 (D)	
6/22/2016	199	
8/15/2016	120	
10/6/2016	140	
12/1/2016	160	
2/8/2017	130	
4/6/2017	140	
6/21/2017	150	
10/5/2017	170	
3/21/2018	160	
10/2/2018	34	
3/27/2019	140	
9/11/2019	130	
3/18/2020	130	
9/9/2020	150	
4/1/2021	120	
8/12/2021	150	
2/15/2022	140	
8/25/2022	180	
2/27/2023		170

FIGURE H.

Appendix I Interwell Prediction Limits - Two-Step - Significant Results

Plant Scherer Client: Southern Company Data: Scherer Cell 1-CCR Printed 5/7/2023, 2:32 PM

Constituent	Well	Upper Lim.	Lower Lim.	Date	Observ.	Sig.	Bg N	Bg Mean	Std. Dev.	%NDs	ND Adj.	Transform	Alpha	Method
Barium, Total (mg/L)	GWC-4	0.051	n/a	2/27/2023	0.081	Yes	102	n/a	n/a	1.961	n/a	n/a	0.0001855	NP Inter (normality) 1 of 2
Nickel (mg/L)	GWC-10	0.00202	n/a	2/21/2023	0.0031	Yes	86	n/a	n/a	83.72	n/a	n/a	0.0002584	NP Inter (NDs) 1 of 2
Nickel (mg/L)	GWC-2	0.00202	n/a	2/27/2023	0.0038	Yes	86	n/a	n/a	83.72	n/a	n/a	0.0002584	NP Inter (NDs) 1 of 2
Nickel (mg/L)	GWC-7	0.00202	n/a	2/27/2023	0.01	Yes	86	n/a	n/a	83.72	n/a	n/a	0.0002584	NP Inter (NDs) 1 of 2
Nickel (mg/L)	GWC-8A	0.00202	n/a	2/27/2023	0.007	Yes	86	n/a	n/a	83.72	n/a	n/a	0.0002584	NP Inter (NDs) 1 of 2

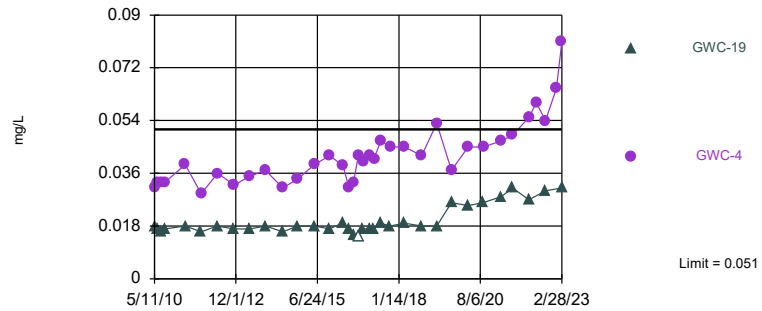
Appendix I Interwell Prediction Limits - Two-Step - All Results

Plant Scherer Client: Southern Company Data: Scherer Cell 1-CCR Printed 5/7/2023, 2:32 PM

Constituent	Well	Upper Lim.	Lower Lim.	Date	Observ.	Sig.	Bg N	Bg Mean	Std. Dev.	%NDs	ND Adj.	Transform	Alpha	Method
Barium, Total (mg/L)	GWC-19	0.051	n/a	2/28/2023	0.031	No	102	n/a	n/a	1.961	n/a	n/a	0.0001855	NP Inter (normality) 1 of 2
Barium, Total (mg/L)	GWC-4	0.051	n/a	2/27/2023	0.081	Yes	102	n/a	n/a	1.961	n/a	n/a	0.0001855	NP Inter (normality) 1 of 2
Nickel (mg/L)	GWC-10	0.00202	n/a	2/21/2023	0.0031	Yes	86	n/a	n/a	83.72	n/a	n/a	0.0002584	NP Inter (NDs) 1 of 2
Nickel (mg/L)	GWC-2	0.00202	n/a	2/27/2023	0.0038	Yes	86	n/a	n/a	83.72	n/a	n/a	0.0002584	NP Inter (NDs) 1 of 2
Nickel (mg/L)	GWC-7	0.00202	n/a	2/27/2023	0.01	Yes	86	n/a	n/a	83.72	n/a	n/a	0.0002584	NP Inter (NDs) 1 of 2
Nickel (mg/L)	GWC-8A	0.00202	n/a	2/27/2023	0.007	Yes	86	n/a	n/a	83.72	n/a	n/a	0.0002584	NP Inter (NDs) 1 of 2

Exceeds Limit: GWC-4

Prediction Limit
 Interwell Non-parametric

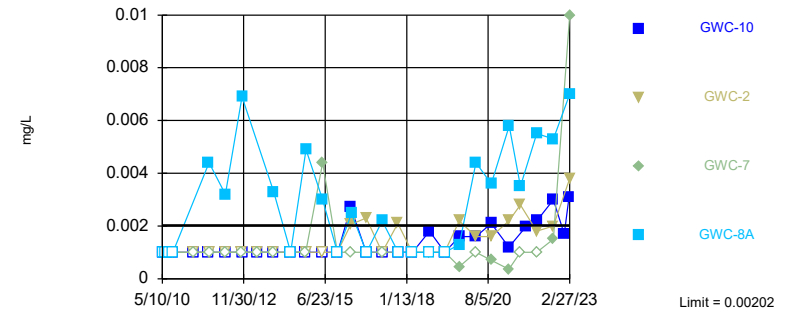


Non-parametric test used in lieu of parametric prediction limit because the Chi Squared normality test showed the data to be non-normal at the 0.01 alpha level. Limit is highest of 102 background values. 1.961% NDs. Annual per-constituent alpha = 0.006288. Individual comparison alpha = 0.0001855 (1 of 2). Comparing 2 points to limit. Assumes 15 future values.

Constituent: Barium, Total Analysis Run 5/7/2023 2:32 PM View: Appendix I - Exceedances
 Plant Scherer Client: Southern Company Data: Scherer Cell 1-CCR

Exceeds Limit: GWC-10, GWC-2, GWC-7, GWC-8A

Prediction Limit
 Interwell Non-parametric



Non-parametric test used in lieu of parametric prediction limit because censored data exceeded 50%. Limit is highest of 86 background values. 83.72% NDs. Annual per-constituent alpha = 0.008748. Individual comparison alpha = 0.0002584 (1 of 2). Comparing 4 points to limit. Assumes 13 future values.

Constituent: Nickel Analysis Run 5/7/2023 2:32 PM View: Appendix I - Exceedances
 Plant Scherer Client: Southern Company Data: Scherer Cell 1-CCR

Prediction Limit

Constituent: Barium, T Total (mg/L) Analysis Run 5/7/2023 2:32 PM View: Appendix I - Exceedances

Plant Scherer Client: Southern Company Data: Scherer Cell 1-CCR

	GWA-17 (bg)	GWA-15 (bg)	GWA-16 (bg)	GWC-4	GWC-19
5/8/2010	0.048 (J)				
5/9/2010		0.01 (J)	0.031 (J)		
5/11/2010				0.031 (J)	0.018 (J)
6/16/2010	0.044 (J)		0.029 (J)		0.017 (J)
6/17/2010				0.033 (J)	
6/18/2010		0.01 (J)			
7/26/2010	0.042 (J)				
7/27/2010			0.029 (J)		0.016 (J)
7/28/2010		0.011 (J)		0.033 (J)	
9/7/2010	0.04 (J)		0.028 (J)		0.017 (J)
9/8/2010				0.033 (J)	
9/9/2010		0.011 (J)			
4/28/2011				0.039 (J)	
4/29/2011	0.038 (J)		0.026 (J)		0.018 (J)
4/30/2011		0.0091 (J)			
10/28/2011	0.034	0.0096 (J)	0.025		0.016
10/29/2011				0.029	
5/2/2012	0.03	0.012	0.025		0.018
5/3/2012				0.036	
11/9/2012	0.039 (V)	0.012 (V)	0.028 (V)		0.017 (V)
11/10/2012				0.032 (V)	
5/8/2013	0.034	0.01	0.029		
5/9/2013					0.017
5/10/2013				0.035	
11/5/2013		0.0098 (J)			
11/6/2013	0.032		0.026	0.037	0.018 (V)
5/20/2014	0.03	0.0081 (J)	0.025		
5/22/2014				0.031	0.016
11/8/2014	0.031		0.026		0.018
11/9/2014				0.034	
11/12/2014		0.0098 (J)			
5/22/2015	0.033	0.0088 (J)	0.026	0.039	
5/23/2015					0.018
11/9/2015	0.034		0.024		
11/10/2015					0.017
11/11/2015		0.011		0.042	
4/6/2016	0.0347	0.00959 (J)	0.026		
4/11/2016					0.0191
4/12/2016				0.0386	
6/15/2016	0.029	0.0091 (J)	0.023		
6/16/2016					0.017
6/20/2016				0.031	
8/10/2016	0.027	0.009	0.022		
8/11/2016					0.015
8/12/2016				0.033	
10/4/2016		<0.029	0.024		
10/5/2016	<0.029				<0.029
10/6/2016				0.042	
11/29/2016	0.024		0.023		0.017
11/30/2016		0.011		0.04	
2/7/2017	0.029	0.0099	0.024		
2/8/2017				0.042	0.017

Prediction Limit

Constituent: Barium, T Total (mg/L) Analysis Run 5/7/2023 2:32 PM View: Appendix I - Exceedances

Plant Scherer Client: Southern Company Data: Scherer Cell 1-CCR

	GWA-17 (bg)	GWA-15 (bg)	GWA-16 (bg)	GWC-4	GWC-19
4/4/2017	0.03	0.0092	0.022		
4/5/2017					0.017
4/6/2017				0.041	
6/20/2017	0.036	0.0099	0.025		
6/21/2017					0.019
6/22/2017				0.047	
10/4/2017		0.0098			
10/5/2017	0.027		0.023		0.018
10/6/2017				0.045	
3/20/2018	0.027	0.01	0.023		0.019
3/21/2018				0.045	
10/2/2018	0.027	0.0099	0.023		0.018
10/3/2018				0.042	
3/26/2019	0.031	0.0099	0.024	0.053	0.018
9/10/2019	0.051	0.011	0.039	0.037	
9/12/2019					0.026
3/18/2020	0.031	0.01	0.027		
3/19/2020				0.045	0.025
9/9/2020	0.033	0.01	0.024		0.026
9/10/2020				0.045	
4/1/2021	0.029	0.0092 (J)	0.024		
4/2/2021				0.047	
4/5/2021					0.028
8/11/2021	0.029	0.01	0.023		0.031
8/12/2021				0.049	
2/15/2022	0.031	0.012	0.024	0.055	
2/16/2022					0.027
5/12/2022				0.06 (R)	
8/24/2022	0.031				
8/25/2022		0.012	0.025	0.054	0.03
12/28/2022				0.065 (R)	
2/27/2023				0.081	
2/28/2023	0.03	0.01	0.025		0.031

Prediction Limit

Constituent: Nickel (mg/L) Analysis Run 5/7/2023 2:32 PM View: Appendix I - Exceedances
 Plant Scherer Client: Southern Company Data: Scherer Cell 1-CCR

	GWA-17 (bg)	GWA-15 (bg)	GWA-16 (bg)	GWC-7	GWC-10	GWC-8A	GWC-2
5/8/2010	<0.001						
5/9/2010		<0.001	<0.001				
5/10/2010				<0.001	<0.001	<0.001	
5/11/2010							0.0033 (O)
6/16/2010	<0.001		<0.001		<0.001		
6/18/2010		<0.001		<0.001			
6/19/2010						<0.001	<0.001
7/26/2010	<0.001						
7/27/2010			<0.001				<0.001
7/28/2010		<0.001		<0.001	<0.001	<0.001	
9/7/2010	<0.001		<0.001				
9/8/2010					<0.001	<0.001	
9/9/2010		<0.001		<0.001			<0.001
4/28/2011							<0.001
4/29/2011	<0.001		<0.001		<0.001		
4/30/2011		<0.001		<0.001		0.008 (O)	
10/27/2011					<0.001	0.0044 (J)	
10/28/2011	<0.001	<0.001	<0.001				<0.001
10/29/2011				<0.001			
5/2/2012	<0.001	<0.001	<0.001				
5/3/2012							<0.001
5/4/2012				<0.001	<0.001	0.0032 (J)	
11/9/2012	<0.001	<0.001	<0.001				<0.001
11/10/2012				<0.001			
11/11/2012					<0.001	0.0069	
5/8/2013	<0.001	<0.001	<0.001				
5/9/2013				<0.001	<0.001		<0.001
5/10/2013						0.0093 (O)	
11/5/2013		<0.001			<0.001		<0.001
11/6/2013	<0.001		<0.001				
11/7/2013				<0.001		0.0033 (J)	
5/20/2014	<0.001	<0.001	<0.001				
5/21/2014				<0.001	<0.001	<0.001	
5/22/2014							<0.001
11/8/2014	<0.001		<0.001				
11/12/2014		<0.001		<0.001	<0.001		
11/13/2014						0.0049 (J)	<0.001
5/22/2015	<0.001	<0.001	<0.001				
5/23/2015					<0.001	0.003 (J)	
5/24/2015				0.0044			<0.001
11/9/2015	<0.001		<0.001				
11/11/2015		<0.001		<0.001		<0.001	<0.001
11/12/2015					<0.001		
4/6/2016	<0.001	0.00202 (J)	<0.001				
4/12/2016							0.00206 (J)
4/13/2016				<0.001 (D)	0.00271		
4/19/2016						0.00247 (J)	
10/4/2016		<0.001	<0.001				0.0023 (J)
10/5/2016	<0.001				<0.001		
10/6/2016				<0.001			
10/10/2016						<0.001	
4/4/2017	<0.001	<0.001	<0.001				

Prediction Limit

Constituent: Nickel (mg/L) Analysis Run 5/7/2023 2:32 PM View: Appendix I - Exceedances
 Plant Scherer Client: Southern Company Data: Scherer Cell 1-CCR

	GWA-17 (bg)	GWA-15 (bg)	GWA-16 (bg)	GWC-7	GWC-10	GWC-8A	GWC-2
4/6/2017					<0.001		<0.001
4/7/2017				<0.001		0.0022 (J)	
10/4/2017		<0.001					0.0021 (J)
10/5/2017	<0.001		<0.001		<0.001		
10/6/2017				<0.001			
10/9/2017						<0.001	
3/20/2018	<0.001	<0.001 (D)	0.04 (O)				<0.001
3/21/2018					<0.001		
3/22/2018				<0.001		<0.001	
10/2/2018	<0.001	<0.001	<0.001		0.0018 (J)		<0.001
10/4/2018				<0.001		<0.001	
3/26/2019	<0.001	<0.001	<0.001				<0.001
3/27/2019				<0.001	<0.001	<0.001	
9/10/2019	0.0012	0.00081 (J)	0.00037 (J)				0.0022
9/11/2019				0.00046 (J)	0.0016	0.0013	
3/18/2020	<0.001	0.00043 (J)	<0.001		0.0016	0.0044	0.0016
3/19/2020				<0.001			
9/9/2020	0.00048 (J)	0.00069 (J)	<0.001		0.0021	0.0036	0.0016
9/10/2020				0.0007 (J)			
4/1/2021	0.0004 (J)	0.00049 (J)	<0.001	0.00036 (J)	0.0012		0.0022
4/5/2021						0.0058	
8/11/2021	<0.001	0.00051 (J)	<0.001	<0.001			
8/12/2021						0.0035	0.0028
10/18/2021					0.002		
2/15/2022	<0.001	0.00065 (J)	<0.001	<0.001	0.0022	0.0055	0.0018
8/24/2022	0.00082 (J)						
8/25/2022		0.001	<0.001	0.0015	0.003	0.0053	
8/26/2022							0.002
12/28/2022					0.0017 (R)		
2/21/2023					0.0031		
2/27/2023				0.01		0.007	0.0038
2/28/2023	<0.001	0.00057 (J)	<0.001				

FIGURE I.

Appendix III Interwell Prediction Limits - Two-Step - Significant Results

Plant Scherer Client: Southern Company Data: Scherer Cell 1-CCR Printed 5/7/2023, 2:44 PM

Constituent	Well	Upper Lim.	Lower Lim.	Date	Observ.	Sig.	Bg N	Bg Mean	Std. Dev.	%NDs	ND Adj.	Transform	Alpha	Method
Calcium (mg/L)	GWC-19	14	n/a	2/28/2023	18	Yes	60	n/a	n/a	0	n/a	n/a	0.0005088	NP Inter (normality) 1 of 2
Calcium (mg/L)	GWC-20	14	n/a	2/28/2023	16	Yes	60	n/a	n/a	0	n/a	n/a	0.0005088	NP Inter (normality) 1 of 2
Calcium (mg/L)	GWC-4	14	n/a	2/27/2023	26	Yes	60	n/a	n/a	0	n/a	n/a	0.0005088	NP Inter (normality) 1 of 2
Calcium (mg/L)	GWC-8A	14	n/a	2/27/2023	64	Yes	60	n/a	n/a	0	n/a	n/a	0.0005088	NP Inter (normality) 1 of 2
Fluoride (mg/L)	GWC-18	0.1	n/a	2/28/2023	0.12	Yes	60	n/a	n/a	58.33	n/a	n/a	0.0005088	NP Inter (NDs) 1 of 2
Sulfate (mg/L)	GWC-10	3.5	n/a	2/21/2023	4.7	Yes	60	n/a	n/a	70	n/a	n/a	0.0005088	NP Inter (NDs) 1 of 2
Sulfate (mg/L)	GWC-3	3.5	n/a	2/28/2023	4.7	Yes	60	n/a	n/a	70	n/a	n/a	0.0005088	NP Inter (NDs) 1 of 2
Sulfate (mg/L)	GWC-4	3.5	n/a	2/27/2023	56	Yes	60	n/a	n/a	70	n/a	n/a	0.0005088	NP Inter (NDs) 1 of 2
Total Dissolved Solids (mg/L)	GWC-4	137.7	n/a	2/27/2023	240	Yes	60	70.02	31.59	3.333	None	No	0.0004426	Param Inter 1 of 2

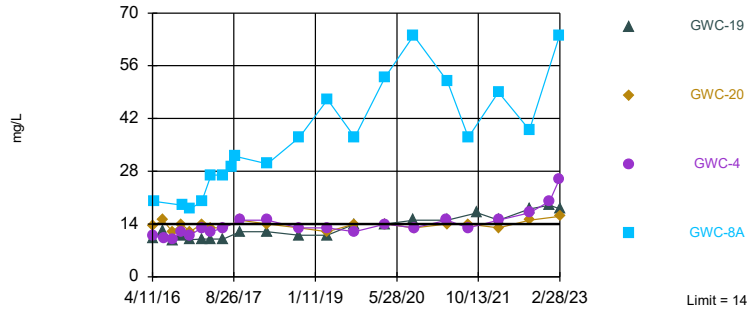
Appendix III Interwell Prediction Limits - Two-Step - All Results

Plant Scherer Client: Southern Company Data: Scherer Cell 1-CCR Printed 5/7/2023, 2:44 PM

Constituent	Well	Upper Lim.	Lower Lim.	Date	Obsrv.	Sig.	Bg N	Bg Mean	Std. Dev.	%NDs	ND Adj.	Transform	Alpha	Method
Calcium (mg/L)	GWC-19	14	n/a	2/28/2023	18	Yes	60	n/a	n/a	0	n/a	n/a	0.0005088	NP Inter (normality) 1 of 2
Calcium (mg/L)	GWC-20	14	n/a	2/28/2023	16	Yes	60	n/a	n/a	0	n/a	n/a	0.0005088	NP Inter (normality) 1 of 2
Calcium (mg/L)	GWC-4	14	n/a	2/27/2023	26	Yes	60	n/a	n/a	0	n/a	n/a	0.0005088	NP Inter (normality) 1 of 2
Calcium (mg/L)	GWC-8A	14	n/a	2/27/2023	64	Yes	60	n/a	n/a	0	n/a	n/a	0.0005088	NP Inter (normality) 1 of 2
Chloride (mg/L)	GWC-7	7.2	n/a	2/27/2023	3.5	No	60	n/a	n/a	0	n/a	n/a	0.0005088	NP Inter (normality) 1 of 2
Fluoride (mg/L)	GWC-18	0.1	n/a	2/28/2023	0.12	Yes	60	n/a	n/a	58.33	n/a	n/a	0.0005088	NP Inter (NDs) 1 of 2
Sulfate (mg/L)	GWC-1	3.5	n/a	2/27/2023	1.6	No	60	n/a	n/a	70	n/a	n/a	0.0005088	NP Inter (NDs) 1 of 2
Sulfate (mg/L)	GWC-10	3.5	n/a	2/21/2023	4.7	Yes	60	n/a	n/a	70	n/a	n/a	0.0005088	NP Inter (NDs) 1 of 2
Sulfate (mg/L)	GWC-13	3.5	n/a	2/27/2023	1.6	No	60	n/a	n/a	70	n/a	n/a	0.0005088	NP Inter (NDs) 1 of 2
Sulfate (mg/L)	GWC-14	3.5	n/a	2/27/2023	1.2	No	60	n/a	n/a	70	n/a	n/a	0.0005088	NP Inter (NDs) 1 of 2
Sulfate (mg/L)	GWC-18	3.5	n/a	2/28/2023	1.2	No	60	n/a	n/a	70	n/a	n/a	0.0005088	NP Inter (NDs) 1 of 2
Sulfate (mg/L)	GWC-2	3.5	n/a	2/27/2023	1.6	No	60	n/a	n/a	70	n/a	n/a	0.0005088	NP Inter (NDs) 1 of 2
Sulfate (mg/L)	GWC-3	3.5	n/a	2/28/2023	4.7	Yes	60	n/a	n/a	70	n/a	n/a	0.0005088	NP Inter (NDs) 1 of 2
Sulfate (mg/L)	GWC-4	3.5	n/a	2/27/2023	56	Yes	60	n/a	n/a	70	n/a	n/a	0.0005088	NP Inter (NDs) 1 of 2
Sulfate (mg/L)	GWC-7	3.5	n/a	2/27/2023	1.4	No	60	n/a	n/a	70	n/a	n/a	0.0005088	NP Inter (NDs) 1 of 2
Total Dissolved Solids (mg/L)	GWC-4	137.7	n/a	2/27/2023	240	Yes	60	70.02	31.59	3.333	None	No	0.0004426	Param Inter 1 of 2

Exceeds Limit: GWC-19, GWC-20, GWC-4, GWC-8A

Prediction Limit Interwell Non-parametric

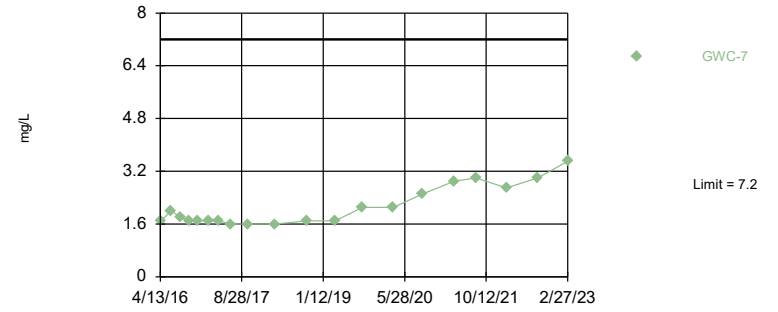


Non-parametric test used in lieu of parametric prediction limit because the Shapiro Francia normality test showed the data to be non-normal at the 0.01 alpha level. Limit is highest of 60 background values. Annual per-constituent alpha = 0.01716. Individual comparison alpha = 0.0005088 (1 of 2). Comparing 4 points to limit. Assumes 13 future values.

Constituent: Calcium Analysis Run 5/7/2023 2:43 PM View: Appendix III - Exceedances
Plant Scherer Client: Southern Company Data: Scherer Cell 1-CCR

Within Limit

Prediction Limit Interwell Non-parametric

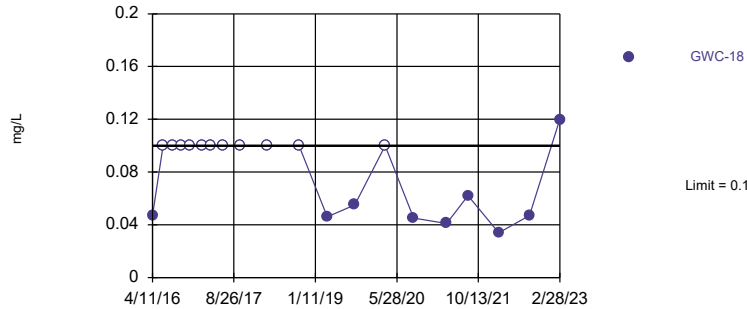


Non-parametric test used in lieu of parametric prediction limit because the Shapiro Francia normality test showed the data to be non-normal at the 0.01 alpha level. Limit is highest of 60 background values. Annual per-constituent alpha = 0.01716. Individual comparison alpha = 0.0005088 (1 of 2). Assumes 16 future values.

Constituent: Chloride Analysis Run 5/7/2023 2:43 PM View: Appendix III - Exceedances
Plant Scherer Client: Southern Company Data: Scherer Cell 1-CCR

Exceeds Limit: GWC-18

Prediction Limit Interwell Non-parametric

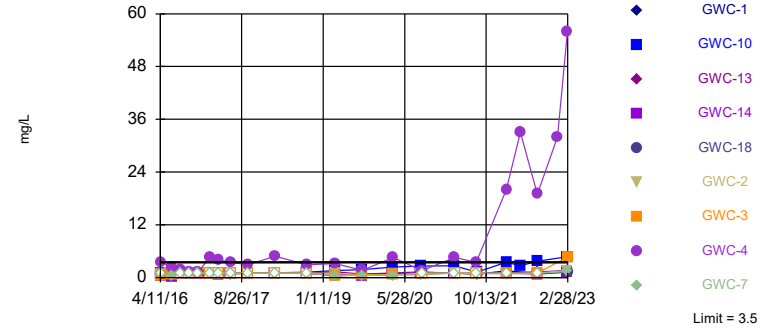


Non-parametric test used in lieu of parametric prediction limit because censored data exceeded 50%. Limit is highest of 60 background values. 58.33% NDs. Annual per-constituent alpha = 0.01716. Individual comparison alpha = 0.0005088 (1 of 2). Assumes 16 future values.

Constituent: Fluoride Analysis Run 5/7/2023 2:43 PM View: Appendix III - Exceedances
Plant Scherer Client: Southern Company Data: Scherer Cell 1-CCR

Exceeds Limit: GWC-10, GWC-3, GWC-4

Prediction Limit Interwell Non-parametric

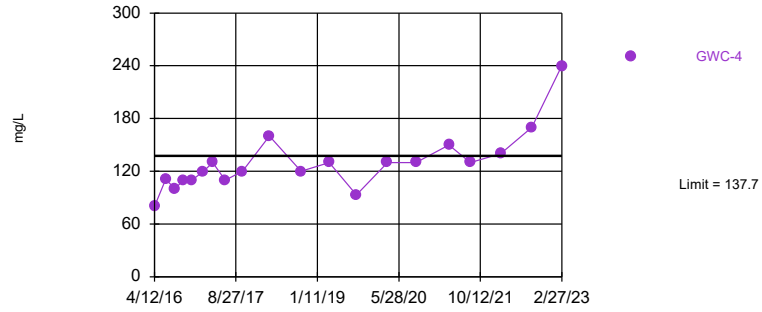


Non-parametric test used in lieu of parametric prediction limit because censored data exceeded 50%. Limit is highest of 60 background values. 70% NDs. Annual per-constituent alpha = 0.01716. Individual comparison alpha = 0.0005088 (1 of 2). Comparing 9 points to limit. Assumes 8 future values.

Constituent: Sulfate Analysis Run 5/7/2023 2:43 PM View: Appendix III - Exceedances
Plant Scherer Client: Southern Company Data: Scherer Cell 1-CCR

Exceeds Limit: GWC-4

Prediction Limit Interwell Parametric



Background Data Summary: Mean=70.02, Std. Dev.=31.59, n=60, 3.333% NDs. Normality test: Shapiro Francia @alpha = 0.01, calculated = 0.9872, critical = 0.945. Kappa = 2.142 (c=7, w=17, 1 of 2, event alpha = 0.05132). Report alpha = 0.007498. Individual comparison alpha = 0.0004426. Assumes 16 future values.

Constituent: Total Dissolved Solids Analysis Run 5/7/2023 2:43 PM View: Appendix III - Exceedances
Plant Scherer Client: Southern Company Data: Scherer Cell 1-CCR

Prediction Limit

Constituent: Calcium (mg/L) Analysis Run 5/7/2023 2:44 PM View: Appendix III - Exceedances

Plant Scherer Client: Southern Company Data: Scherer Cell 1-CCR

	GWA-15 (bg)	GWA-16 (bg)	GWA-17 (bg)	GWC-19	GWC-20	GWC-4	GWC-8A
4/6/2016	3.62	12.1	6.58				
4/11/2016				10.4			
4/12/2016					13.5	11	
4/19/2016							20
6/15/2016	4.5	11.8	6.9				
6/16/2016				12.2	15		
6/20/2016						10.1	
8/10/2016	3.8	10	5.5				
8/11/2016				9.5	12		
8/12/2016						9.9	
10/4/2016	5.3	14					
10/5/2016			6.8	11	14		
10/6/2016						12	
10/10/2016							19
11/29/2016		10	4.8	9.8			
11/30/2016	4.7				12	11	
12/1/2016							18
2/7/2017	3.8	12	7.8				
2/8/2017				10	14	13	
2/9/2017							20
4/4/2017	3.8	11	6.4				
4/5/2017				10			
4/6/2017					13	12	
4/7/2017							27
6/20/2017	4.1	11	7				
6/21/2017				10 (D)	13 (D)		27 (D)
6/22/2017						13 (D)	
8/15/2017							29
9/1/2017							32
10/4/2017	4.6						
10/5/2017		13	6.6	12	15		
10/6/2017						15	
3/20/2018	4.2 (D)	12	6.6	12			
3/21/2018					14	15	
3/22/2018							30
10/2/2018	4.2	11	5.8	11			
10/3/2018					13	13	
10/4/2018							37
3/26/2019	4	11	6.7	11	12	13	
3/27/2019							47
9/10/2019	4.8	12	7.5			12	
9/11/2019							37
9/12/2019				14	14		
3/18/2020	3.8	12	7.3				53
3/19/2020				14	14	14	
9/9/2020	4	11	7.3	15			64
9/10/2020					13	13	
4/1/2021	4	12	7.8				
4/2/2021						15	
4/5/2021				15	14		52
8/11/2021	4.1	11	7.3		14		
8/12/2021						13	37

Prediction Limit

Constituent: Calcium (mg/L) Analysis Run 5/7/2023 2:44 PM View: Appendix III - Exceedances
Plant Scherer Client: Southern Company Data: Scherer Cell 1-CCR

	GWA-15 (bg)	GWA-16 (bg)	GWA-17 (bg)	GWC-19	GWC-20	GWC-4	GWC-8A
10/7/2021				17			
2/15/2022	3.6	10	7.1			15	49
2/16/2022				15	13		
8/24/2022			8.9				
8/25/2022	4.9	13		18	15	17	39
12/28/2022				19 (R)		20 (R)	
2/27/2023						26	64
2/28/2023	4.1	13	8.7	18	16		

Prediction Limit

Constituent: Chloride (mg/L) Analysis Run 5/7/2023 2:44 PM View: Appendix III - Exceedances

Plant Scherer Client: Southern Company Data: Scherer Cell 1-CCR

	GWA-15 (bg)	GWA-17 (bg)	GWA-16 (bg)	GWC-7
4/6/2016	5.342	1.69	1.789	
4/13/2016				1.68 (D)
6/15/2016	5.2	1.9	2.1	
6/20/2016				2
8/10/2016	5.5	1.7	1.8	
8/15/2016				1.8
10/4/2016	5.4		1.7	
10/5/2016		1.6		
10/6/2016				1.7
11/29/2016		1.7	1.7	
11/30/2016	5.4			
12/1/2016				1.7
2/7/2017	5.1	1.6	1.6	
2/9/2017				1.7
4/4/2017	5.1	1.5	1.6	
4/7/2017				1.7
6/20/2017	5.2	1.5	1.6	
6/22/2017				1.6
10/4/2017	5.2			
10/5/2017		1.5	1.5	
10/6/2017				1.6
3/20/2018	5.6 (D)	1.4	1.5	
3/22/2018				1.6
10/2/2018	6.3	1.5	1.6	
10/4/2018				1.7
3/26/2019	5.5	1.3	1.5	
3/27/2019				1.7
9/10/2019	5.2	1.3	1.4	
9/11/2019				2.1
3/18/2020	5.4	2	1.7	
3/19/2020				2.1
9/9/2020	6.1	1.3	1.6	
9/10/2020				2.5
4/1/2021	7	1.5	1.8	2.9
8/11/2021	7.2	1.4	1.8	3
2/15/2022	6.5	1.4	1.6	2.7
8/24/2022		1.4		
8/25/2022	6.9		1.6	3
2/27/2023				3.5
2/28/2023	6.3	1.4	1.7	

Prediction Limit

Constituent: Fluoride (mg/L) Analysis Run 5/7/2023 2:44 PM View: Appendix III - Exceedances

Plant Scherer Client: Southern Company Data: Scherer Cell 1-CCR

	GWA-15 (bg)	GWA-17 (bg)	GWA-16 (bg)	GWC-18
4/6/2016	0.017 (J)	0.039 (J)	0.048 (J)	
4/11/2016				0.047 (J)
6/15/2016	<0.1	<0.1	<0.1	
6/16/2016				<0.1
8/10/2016	<0.1	<0.1	<0.1	
8/11/2016				<0.1
10/4/2016	<0.1		<0.1	
10/5/2016		<0.1		<0.1
11/29/2016		<0.1	<0.1	<0.1
11/30/2016	<0.1			
2/7/2017	<0.1	<0.1	<0.1	
2/8/2017				<0.1
4/4/2017	<0.1	<0.1	<0.1	
4/6/2017				<0.1
6/20/2017	<0.1	<0.1	<0.1	
6/21/2017				<0.1
10/4/2017	<0.1			
10/5/2017		<0.1	<0.1	<0.1
3/20/2018	<0.1 (D)	<0.1	<0.1	<0.1
10/2/2018	<0.1	<0.1	<0.1	<0.1
3/26/2019	<0.1	0.042 (J)	0.041 (J)	0.046 (J)
9/10/2019	<0.1	0.046 (J)	0.047 (J)	
9/11/2019				0.055 (J)
3/18/2020	0.036 (J)	0.071 (J)	0.041 (J)	<0.1
9/9/2020	<0.1	0.036 (J)	0.034 (J)	0.045 (J)
4/1/2021	<0.1	0.042 (J)	0.035 (J)	0.041 (J)
8/11/2021	0.036 (J)	0.053 (J)	0.05 (J)	0.062 (J)
2/15/2022	0.054 (J)	0.083 (J)	0.079 (J)	
2/16/2022				0.034 (J)
8/24/2022		0.047 (J)		
8/25/2022	<0.1		0.047 (J)	0.047 (J)
2/28/2023	0.077 (J)	0.067 (J)	0.089 (J)	0.12

Prediction Limit

Constituent: Sulfate (mg/L) Analysis Run 5/7/2023 2:44 PM View: Appendix III - Exceedances

Plant Scherer Client: Southern Company Data: Scherer Cell 1-CCR

	GWA-15 (bg)	GWA-17 (bg)	GWA-16 (bg)	GWC-18	GWC-4	GWC-3	GWC-2	GWC-1	GWC-7
4/6/2016	0.799 (J)	<1	<1						
4/11/2016				<1					
4/12/2016					3.56	0.419 (JD)	0.56 (J)	0.617 (J)	
4/13/2016									<1 (D)
6/15/2016	<1	<1	<1						
6/16/2016				<1			<1	<1	
6/20/2016					2.4	0.6 (J)			0.36 (J)
6/21/2016									
8/10/2016	<1	<1	<1						
8/11/2016				<1			<1	<1	
8/15/2016									<1
8/16/2016					1.7	<1			
10/4/2016	<1		<1				<1	<1	
10/5/2016		<1		<1		<1			
10/6/2016					1.2				<1
10/7/2016									
11/29/2016		<1	<1	<1					
11/30/2016	<1				1.2	1.1	<1	<1	
12/1/2016									<1
2/7/2017	0.8 (J)	<1	<1				<1	0.92 (J)	
2/8/2017				<1	4.6	<1			
2/9/2017									<1
4/4/2017	<1	<1	<1						
4/5/2017								1	
4/6/2017				<1	4.1	<1	<1		
4/7/2017									<1
6/20/2017	<1	<1	<1				<1	0.76 (J)	
6/21/2017				<1		<1			
6/22/2017					3.4				<1
10/4/2017	<1						<1	<1	
10/5/2017		<1	<1	<1		<1			
10/6/2017					3				<1
3/20/2018	1.2	<1	<1	<1			<1	0.95 (J)	
3/21/2018					4.9	<1			
3/22/2018									<1
10/2/2018	<1	<1	<1	<1			<1	<1	
10/3/2018					2.9	<1			
10/4/2018									<1
3/26/2019	2.1	0.58 (J)	<1	0.39 (J)	3.2	0.47 (J)	0.99 (J)	0.53 (J)	
3/27/2019									0.51 (J)
9/10/2019	0.65 (J)	0.44 (J)	<1		1.7	0.7 (J)	0.63 (J)	0.69 (J)	
9/11/2019				0.61 (J)					0.52 (J)
3/18/2020	3.1	0.51 (J)	0.67 (J)	0.62 (J)		0.6 (J)	0.59 (J)	0.84 (J)	
3/19/2020					4.6				0.54 (J)
9/9/2020	1.6	<1	<1	<1			0.59 (J)	0.77 (J)	
9/10/2020					1.6	<1			<1
4/1/2021	2.7	<1	<1	<1			1.1	<1	<1
4/2/2021					4.6				
4/6/2021						<1			
8/11/2021	1.3	<1	<1	<1					<1
8/12/2021					3.5	<1	<1		
8/17/2021									

Prediction Limit

Constituent: Sulfate (mg/L) Analysis Run 5/7/2023 2:44 PM View: Appendix III - Exceedances
Plant Scherer Client: Southern Company Data: Scherer Cell 1-CCR

	GWA-15 (bg)	GWA-17 (bg)	GWA-16 (bg)	GWC-18	GWC-4	GWC-3	GWC-2	GWC-1	GWC-7
8/18/2021								0.79 (J)	
2/15/2022	2.6	<1	<1		20	0.91 (J)	0.79 (J)	1.5	<1
2/16/2022				<1					
5/12/2022					33 (R)				
8/24/2022		<1						<1	
8/25/2022	1.9		<1	<1	19	0.99 (J)			<1
8/26/2022							1.1		
12/28/2022					32 (R)				
2/21/2023									
2/27/2023					56		1.6	1.6	1.4
2/28/2023	3.5	1.3	1.4	1.2		4.7			

Prediction Limit

Constituent: Sulfate (mg/L) Analysis Run 5/7/2023 2:44 PM View: Appendix III - Exceedances
 Plant Scherer Client: Southern Company Data: Scherer Cell 1-CCR

	GWC-13	GWC-10	GWC-14
4/6/2016			
4/11/2016			
4/12/2016			
4/13/2016	0.646 (JD)	0.51 (JD)	<1 (D)
6/15/2016			
6/16/2016			
6/20/2016			
6/21/2016	0.57 (J)	0.58 (J)	0.16 (J)
8/10/2016			
8/11/2016			
8/15/2016	<1	<1	<1
8/16/2016			
10/4/2016			<1
10/5/2016		<1	
10/6/2016			
10/7/2016	<1		
11/29/2016			
11/30/2016			
12/1/2016	<1	<1	<1
2/7/2017			<1
2/8/2017		1	
2/9/2017	<1		
4/4/2017			
4/5/2017			
4/6/2017	<1	0.81 (J)	<1
4/7/2017			
6/20/2017			<1
6/21/2017		1.1	
6/22/2017	<1		
10/4/2017			
10/5/2017		1.1	<1
10/6/2017	<1		
3/20/2018			<1
3/21/2018		1.1	
3/22/2018	<1		
10/2/2018		1.2	<1
10/3/2018	<1		
10/4/2018			
3/26/2019	1.3		0.64 (J)
3/27/2019		1.6	
9/10/2019			
9/11/2019	0.81 (J)	1.8	0.5 (J)
3/18/2020	25 (o)	2.4	<1
3/19/2020			
9/9/2020		2.6	<1
9/10/2020	1.3		
4/1/2021		2.7	<1
4/2/2021			
4/6/2021	0.9 (J)		
8/11/2021	0.89 (J)		<1
8/12/2021			
8/17/2021		1.2	

Prediction Limit

Constituent: Sulfate (mg/L) Analysis Run 5/7/2023 2:44 PM View: Appendix III - Exceedances
Plant Scherer Client: Southern Company Data: Scherer Cell 1-CCR

	GWC-13	GWC-10	GWC-14
8/18/2021			
2/15/2022		3.5	
2/16/2022	<1		<1
5/12/2022		2.7 (R)	
8/24/2022			
8/25/2022		3.7	
8/26/2022	1.3		0.79 (J)
12/28/2022			
2/21/2023		4.7	
2/27/2023	1.6		1.2
2/28/2023			

Prediction Limit

Constituent: Total Dissolved Solids (mg/L) Analysis Run 5/7/2023 2:44 PM View: Appendix III - Exceedances

Plant Scherer Client: Southern Company Data: Scherer Cell 1-CCR

	GWA-15 (bg)	GWA-17 (bg)	GWA-16 (bg)	GWC-4
4/6/2016	38	61	84	
4/12/2016				80
6/15/2016	<10	113	139	
6/20/2016				111
8/10/2016	56	74	80	
8/16/2016				100
10/4/2016	48		62	
10/5/2016		44		
10/6/2016				110
11/29/2016		58	110	
11/30/2016	46			110
2/7/2017	18	4 (J)	70	
2/8/2017				120
4/4/2017	32	78	120	
4/6/2017				130
6/20/2017	38	50	76	
6/22/2017				110
10/4/2017	42			
10/5/2017		64	110	
10/6/2017				120
3/20/2018	20 (JX)	90	110	
3/21/2018				160
10/2/2018	48	90	110	
10/3/2018				120
3/26/2019	45	82	100	130
9/10/2019	42	51	75	93
3/18/2020	43	75	93	
3/19/2020				130
9/9/2020	<10	64	66	
9/10/2020				130
4/1/2021	55	68	100	
4/2/2021				150
8/11/2021	55	94	100	
8/12/2021				130
2/15/2022	42	79	99	140
8/24/2022		110		
8/25/2022	86		130	170
2/27/2023				240
2/28/2023	50	94	110	

FIGURE J.

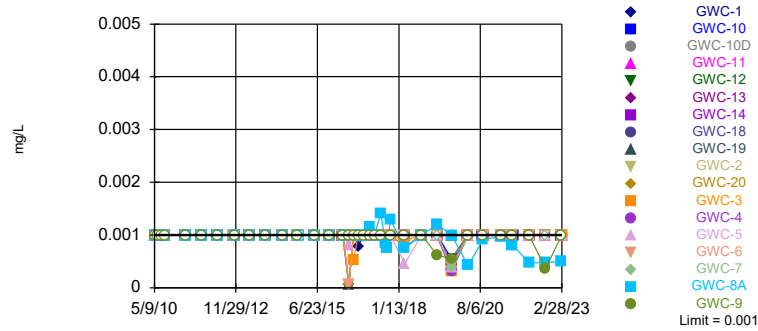
Appendix I Interwell Prediction Limits - All Results (No Significant)

Plant Scherer Client: Southern Company Data: Scherer Cell 1-CCR Printed 5/7/2023, 2:34 PM

Constituent	Well	Upper Lim.	Lower Lim.	Date	Observ.	Sig.	Bg N	Bg Mean	Std. Dev.	%NDs	ND Adj.	Transform	Alpha	Method
Arsenic, Total (mg/L)	GWC-1	0.001	n/a	2/27/2023	0.001ND	No	102	n/a	n/a	97.06	n/a	n/a	0.0001855	NP Inter (NDs) 1 of 2
Arsenic, Total (mg/L)	GWC-10	0.001	n/a	2/21/2023	0.001ND	No	102	n/a	n/a	97.06	n/a	n/a	0.0001855	NP Inter (NDs) 1 of 2
Arsenic, Total (mg/L)	GWC-10D	0.001	n/a	7/28/2010	0.001ND	No	102	n/a	n/a	97.06	n/a	n/a	0.0001855	NP Inter (NDs) 1 of 2
Arsenic, Total (mg/L)	GWC-11	0.001	n/a	2/27/2023	0.001ND	No	102	n/a	n/a	97.06	n/a	n/a	0.0001855	NP Inter (NDs) 1 of 2
Arsenic, Total (mg/L)	GWC-12	0.001	n/a	2/27/2023	0.001ND	No	102	n/a	n/a	97.06	n/a	n/a	0.0001855	NP Inter (NDs) 1 of 2
Arsenic, Total (mg/L)	GWC-13	0.001	n/a	2/27/2023	0.001ND	No	102	n/a	n/a	97.06	n/a	n/a	0.0001855	NP Inter (NDs) 1 of 2
Arsenic, Total (mg/L)	GWC-14	0.001	n/a	2/27/2023	0.001ND	No	102	n/a	n/a	97.06	n/a	n/a	0.0001855	NP Inter (NDs) 1 of 2
Arsenic, Total (mg/L)	GWC-18	0.001	n/a	2/28/2023	0.001ND	No	102	n/a	n/a	97.06	n/a	n/a	0.0001855	NP Inter (NDs) 1 of 2
Arsenic, Total (mg/L)	GWC-19	0.001	n/a	2/28/2023	0.001ND	No	102	n/a	n/a	97.06	n/a	n/a	0.0001855	NP Inter (NDs) 1 of 2
Arsenic, Total (mg/L)	GWC-2	0.001	n/a	2/27/2023	0.001ND	No	102	n/a	n/a	97.06	n/a	n/a	0.0001855	NP Inter (NDs) 1 of 2
Arsenic, Total (mg/L)	GWC-20	0.001	n/a	2/28/2023	0.001ND	No	102	n/a	n/a	97.06	n/a	n/a	0.0001855	NP Inter (NDs) 1 of 2
Arsenic, Total (mg/L)	GWC-3	0.001	n/a	2/28/2023	0.001ND	No	102	n/a	n/a	97.06	n/a	n/a	0.0001855	NP Inter (NDs) 1 of 2
Arsenic, Total (mg/L)	GWC-4	0.001	n/a	2/27/2023	0.001ND	No	102	n/a	n/a	97.06	n/a	n/a	0.0001855	NP Inter (NDs) 1 of 2
Arsenic, Total (mg/L)	GWC-5	0.001	n/a	2/28/2023	0.001ND	No	102	n/a	n/a	97.06	n/a	n/a	0.0001855	NP Inter (NDs) 1 of 2
Arsenic, Total (mg/L)	GWC-6	0.001	n/a	2/27/2023	0.001ND	No	102	n/a	n/a	97.06	n/a	n/a	0.0001855	NP Inter (NDs) 1 of 2
Arsenic, Total (mg/L)	GWC-7	0.001	n/a	2/27/2023	0.001ND	No	102	n/a	n/a	97.06	n/a	n/a	0.0001855	NP Inter (NDs) 1 of 2
Arsenic, Total (mg/L)	GWC-8A	0.001	n/a	2/27/2023	0.0005J	No	102	n/a	n/a	97.06	n/a	n/a	0.0001855	NP Inter (NDs) 1 of 2
Arsenic, Total (mg/L)	GWC-9	0.001	n/a	2/27/2023	0.001ND	No	102	n/a	n/a	97.06	n/a	n/a	0.0001855	NP Inter (NDs) 1 of 2
Silver (mg/L)	GWC-1	0.001	n/a	2/27/2023	0.001ND	No	87	n/a	n/a	100	n/a	n/a	0.0002524	NP Inter (NDs) 1 of 2
Silver (mg/L)	GWC-10	0.001	n/a	2/21/2023	0.001ND	No	87	n/a	n/a	100	n/a	n/a	0.0002524	NP Inter (NDs) 1 of 2
Silver (mg/L)	GWC-10D	0.001	n/a	7/28/2010	0.001ND	No	87	n/a	n/a	100	n/a	n/a	0.0002524	NP Inter (NDs) 1 of 2
Silver (mg/L)	GWC-11	0.001	n/a	2/27/2023	0.001ND	No	87	n/a	n/a	100	n/a	n/a	0.0002524	NP Inter (NDs) 1 of 2
Silver (mg/L)	GWC-12	0.001	n/a	2/27/2023	0.001ND	No	87	n/a	n/a	100	n/a	n/a	0.0002524	NP Inter (NDs) 1 of 2
Silver (mg/L)	GWC-13	0.001	n/a	2/27/2023	0.001ND	No	87	n/a	n/a	100	n/a	n/a	0.0002524	NP Inter (NDs) 1 of 2
Silver (mg/L)	GWC-14	0.001	n/a	2/27/2023	0.001ND	No	87	n/a	n/a	100	n/a	n/a	0.0002524	NP Inter (NDs) 1 of 2
Silver (mg/L)	GWC-18	0.001	n/a	2/28/2023	0.001ND	No	87	n/a	n/a	100	n/a	n/a	0.0002524	NP Inter (NDs) 1 of 2
Silver (mg/L)	GWC-19	0.001	n/a	2/28/2023	0.001ND	No	87	n/a	n/a	100	n/a	n/a	0.0002524	NP Inter (NDs) 1 of 2
Silver (mg/L)	GWC-2	0.001	n/a	2/27/2023	0.001ND	No	87	n/a	n/a	100	n/a	n/a	0.0002524	NP Inter (NDs) 1 of 2
Silver (mg/L)	GWC-20	0.001	n/a	2/28/2023	0.001ND	No	87	n/a	n/a	100	n/a	n/a	0.0002524	NP Inter (NDs) 1 of 2
Silver (mg/L)	GWC-3	0.001	n/a	2/28/2023	0.001ND	No	87	n/a	n/a	100	n/a	n/a	0.0002524	NP Inter (NDs) 1 of 2
Silver (mg/L)	GWC-4	0.001	n/a	2/27/2023	0.001ND	No	87	n/a	n/a	100	n/a	n/a	0.0002524	NP Inter (NDs) 1 of 2
Silver (mg/L)	GWC-5	0.001	n/a	2/28/2023	0.001ND	No	87	n/a	n/a	100	n/a	n/a	0.0002524	NP Inter (NDs) 1 of 2
Silver (mg/L)	GWC-6	0.001	n/a	2/27/2023	0.001ND	No	87	n/a	n/a	100	n/a	n/a	0.0002524	NP Inter (NDs) 1 of 2
Silver (mg/L)	GWC-7	0.001	n/a	2/27/2023	0.001ND	No	87	n/a	n/a	100	n/a	n/a	0.0002524	NP Inter (NDs) 1 of 2
Silver (mg/L)	GWC-8A	0.001	n/a	2/27/2023	0.001ND	No	87	n/a	n/a	100	n/a	n/a	0.0002524	NP Inter (NDs) 1 of 2
Silver (mg/L)	GWC-9	0.001	n/a	2/27/2023	0.001ND	No	87	n/a	n/a	100	n/a	n/a	0.0002524	NP Inter (NDs) 1 of 2

Within Limit

Prediction Limit Interwell Non-parametric

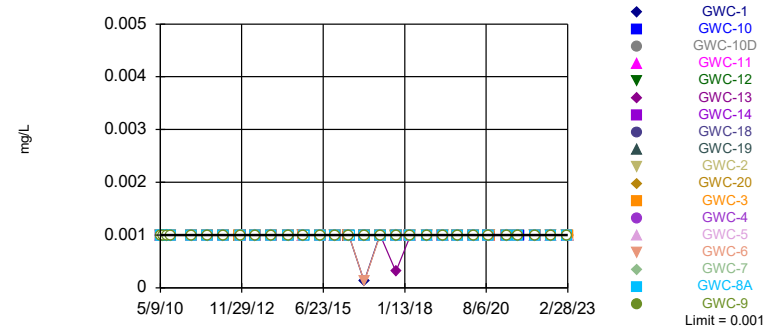


Non-parametric test used in lieu of parametric prediction limit because censored data exceeded 50%. Limit is highest of 102 background values. 97.06% NDs. Annual per-constituent alpha = 0.006288. Individual comparison alpha = 0.0001855 (1 of 2). Comparing 18 points to limit.

Constituent: Arsenic, Total Analysis Run 5/7/2023 2:34 PM View: Appendix I - Interwell
Plant Scherer Client: Southern Company Data: Scherer Cell 1-CCR

Within Limit

Prediction Limit Interwell Non-parametric



Non-parametric test used in lieu of parametric prediction limit because censored data exceeded 50%. All background values (n = 87) were censored; limit is most recent reporting limit. Annual per-constituent alpha = 0.008547. Individual comparison alpha = 0.0002524 (1 of 2). Comparing 18 points to limit.

Constituent: Silver Analysis Run 5/7/2023 2:34 PM View: Appendix I - Interwell
Plant Scherer Client: Southern Company Data: Scherer Cell 1-CCR

Prediction Limit

Constituent: Arsenic, Total (mg/L) Analysis Run 5/7/2023 2:34 PM View: Appendix I - Interwell

Plant Scherer Client: Southern Company Data: Scherer Cell 1-CCR

	GWA-17 (bg)	GWA-15 (bg)	GWC-14	GWC-13	GWC-12	GWA-16 (bg)	GWC-11	GWC-10	GWC-7
5/8/2010	<0.001								
5/9/2010		<0.001	<0.001	<0.001	<0.001	<0.001			
5/10/2010							<0.001	<0.001	<0.001
5/11/2010									
6/16/2010	<0.001					<0.001	<0.001	<0.001	
6/17/2010									
6/18/2010		<0.001	<0.001	<0.001	<0.001				<0.001
6/19/2010									
7/26/2010	<0.001								
7/27/2010					<0.001	<0.001	<0.001		
7/28/2010		<0.001	<0.001					<0.001	<0.001
7/29/2010				<0.001					
9/7/2010	<0.001					<0.001			
9/8/2010					<0.001		<0.001	<0.001	
9/9/2010		<0.001	<0.001	<0.001					<0.001
4/26/2011				<0.001					
4/28/2011									
4/29/2011	<0.001				<0.001	<0.001	<0.001	<0.001	
4/30/2011		<0.001	<0.001						<0.001
10/27/2011							<0.001	<0.001	
10/28/2011	<0.001	<0.001	<0.001	<0.001	<0.001	<0.001			
10/29/2011									<0.001
5/2/2012	<0.001	<0.001				<0.001			
5/3/2012			<0.001		<0.001				
5/4/2012				<0.001			<0.001	<0.001	<0.001
11/9/2012	<0.001	<0.001				<0.001			
11/10/2012			<0.001		<0.001		<0.001		<0.001
11/11/2012				<0.001				<0.001	
5/8/2013	<0.001	<0.001	<0.001	<0.001		<0.001			
5/9/2013					<0.001		<0.001	<0.001	<0.001
5/10/2013									
11/5/2013		<0.001	<0.001					<0.001	
11/6/2013	<0.001				<0.001	<0.001	<0.001		
11/7/2013				<0.001					<0.001
5/20/2014	<0.001	<0.001	<0.001	<0.001	<0.001	<0.001	<0.001		
5/21/2014								<0.001	<0.001
5/22/2014									
5/23/2014									
11/8/2014	<0.001					<0.001			
11/9/2014									
11/12/2014		<0.001	<0.001	<0.001	<0.001		<0.001	<0.001	<0.001
11/13/2014									
5/22/2015	<0.001	<0.001				<0.001			
5/23/2015					<0.001			<0.001	
5/24/2015			<0.001	<0.001			<0.001		<0.001
11/9/2015	<0.001					<0.001			
11/10/2015									
11/11/2015		<0.001	<0.001						<0.001
11/12/2015				<0.001	<0.001		<0.001	<0.001	
4/6/2016	<0.001	<0.001				<0.001			
4/11/2016									
4/12/2016									

Prediction Limit

Constituent: Arsenic, Total (mg/L) Analysis Run 5/7/2023 2:34 PM View: Appendix I - Interwell
 Plant Scherer Client: Southern Company Data: Scherer Cell 1-CCR

	GWA-17 (bg)	GWA-15 (bg)	GWC-14	GWC-13	GWC-12	GWA-16 (bg)	GWC-11	GWC-10	GWC-7
4/13/2016			<0.001 (D)	<0.001 (D)	<0.001 (D)		<0.001 (D)	<0.001 (D)	<0.001 (D)
4/19/2016									
6/15/2016	<0.001	<0.001				<0.001			
6/16/2016									
6/20/2016									<0.001
6/21/2016			<0.001	<0.001	<0.001		<0.001	<0.001	
6/22/2016									
8/10/2016	<0.001	<0.001				<0.001			
8/11/2016									
8/12/2016									
8/15/2016			<0.001	<0.001	<0.001		<0.001	<0.001	<0.001
8/16/2016									
10/4/2016		<0.001	<0.001			<0.001			
10/5/2016	<0.001				<0.001		<0.001	<0.001	
10/6/2016									<0.001
10/7/2016				<0.001					
10/10/2016									
11/29/2016	<0.001					<0.001			
11/30/2016		<0.001							
12/1/2016			<0.001	<0.001	<0.001		<0.001	<0.001	<0.001
2/7/2017	<0.001	<0.001	<0.001			<0.001			
2/8/2017							<0.001	<0.001	
2/9/2017				<0.001					<0.001
4/4/2017	<0.001	<0.001				<0.001			
4/5/2017					<0.001				
4/6/2017			<0.001	<0.001			<0.001	<0.001	
4/7/2017									<0.001
6/20/2017	<0.001	<0.001	<0.001		<0.001	<0.001	<0.001		
6/21/2017								<0.001	
6/22/2017				<0.001					<0.001
8/15/2017									
9/1/2017									
10/4/2017		<0.001							
10/5/2017	<0.001		<0.001		<0.001	<0.001	<0.001	<0.001	
10/6/2017				<0.001					<0.001
10/9/2017									
3/20/2018	<0.001	<0.001 (D)	<0.001			<0.001			
3/21/2018					<0.001 (D)		<0.001	<0.001	
3/22/2018				<0.001					<0.001
10/2/2018	<0.001	<0.001	<0.001		<0.001	<0.001	<0.001	<0.001	
10/3/2018				<0.001					
10/4/2018									<0.001
3/26/2019	<0.001	<0.001	<0.001	<0.001	<0.001	<0.001			
3/27/2019							<0.001	<0.001	<0.001
9/10/2019	0.00069 (J)	0.00032 (J)				0.00049 (J)			
9/11/2019			0.00045 (J)	0.00042 (J)	0.00038 (J)		0.00045 (J)	0.00055 (J)	0.00038 (J)
9/12/2019									
3/18/2020	<0.001	<0.001	<0.001	<0.001	<0.001	<0.001	<0.001	<0.001	
3/19/2020									<0.001
9/9/2020	<0.001	<0.001	<0.001			<0.001		<0.001	
9/10/2020				<0.001	<0.001		<0.001		<0.001
4/1/2021	<0.001	<0.001	<0.001		<0.001	<0.001	<0.001	<0.001	<0.001

Prediction Limit

Constituent: Arsenic, Total (mg/L) Analysis Run 5/7/2023 2:34 PM View: Appendix I - Interwell
Plant Scherer Client: Southern Company Data: Scherer Cell 1-CCR

	GWA-17 (bg)	GWA-15 (bg)	GWC-14	GWC-13	GWC-12	GWA-16 (bg)	GWC-11	GWC-10	GWC-7
4/2/2021									
4/5/2021									
4/6/2021				<0.001					
8/11/2021	<0.001	<0.001	<0.001	<0.001	<0.001	<0.001	<0.001		<0.001
8/12/2021								<0.001	
8/17/2021									
8/18/2021									
2/15/2022	<0.001	<0.001				<0.001		<0.001	<0.001
2/16/2022			<0.001	<0.001	<0.001		<0.001		
8/24/2022	<0.001								
8/25/2022		<0.001				<0.001	<0.001	<0.001	<0.001
8/26/2022			<0.001	<0.001	<0.001				
2/21/2023								<0.001	
2/27/2023			<0.001	<0.001	<0.001		<0.001		<0.001
2/28/2023	<0.001	<0.001				<0.001			

Prediction Limit

Constituent: Arsenic, Total (mg/L) Analysis Run 5/7/2023 2:34 PM View: Appendix I - Interwell
 Plant Scherer Client: Southern Company Data: Scherer Cell 1-CCR

	GWC-8A	GWC-9	GWC-18	GWC-3	GWC-1	GWC-6	GWC-2	GWC-20	GWC-4
5/8/2010									
5/9/2010									
5/10/2010	<0.001	<0.001	<0.001						
5/11/2010				<0.001	<0.001	<0.001	<0.001	<0.001	<0.001
6/16/2010		<0.001	<0.001						
6/17/2010				<0.001	<0.001			<0.001	<0.001
6/18/2010						<0.001			
6/19/2010	<0.001						<0.001		
7/26/2010			<0.001						
7/27/2010		<0.001			<0.001	<0.001	<0.001	<0.001	
7/28/2010	<0.001			<0.001					<0.001
7/29/2010									
9/7/2010			<0.001	<0.001				<0.001	
9/8/2010	<0.001	<0.001							<0.001
9/9/2010					<0.001	<0.001	<0.001		
4/26/2011									
4/28/2011					<0.001		<0.001		<0.001
4/29/2011		<0.001	<0.001	<0.001				<0.001	
4/30/2011	<0.001					<0.001			
10/27/2011	<0.001	<0.001							
10/28/2011			<0.001	<0.001			<0.001	<0.001	
10/29/2011					<0.001	<0.001			<0.001
5/2/2012			<0.001						
5/3/2012		<0.001		<0.001	<0.001		<0.001	<0.001	<0.001
5/4/2012	<0.001					<0.001			
11/9/2012			<0.001	<0.001	<0.001		<0.001		
11/10/2012						<0.001		<0.001	<0.001
11/11/2012	<0.001	<0.001							
5/8/2013			<0.001						
5/9/2013		<0.001			<0.001	<0.001	<0.001	<0.001	
5/10/2013	<0.001			<0.001					<0.001
11/5/2013					<0.001		<0.001		
11/6/2013		<0.001	<0.001	<0.001				<0.001	<0.001
11/7/2013	<0.001					<0.001			
5/20/2014									
5/21/2014	<0.001	<0.001				<0.001			
5/22/2014				<0.001			<0.001	<0.001	<0.001
5/23/2014			<0.001		<0.001				
11/8/2014			<0.001						
11/9/2014				<0.001		<0.001		<0.001	<0.001
11/12/2014		<0.001							
11/13/2014	<0.001				<0.001		<0.001		
5/22/2015			<0.001	<0.001					<0.001
5/23/2015	<0.001	<0.001			<0.001				
5/24/2015						<0.001	<0.001	<0.001	
11/9/2015									
11/10/2015			<0.001	<0.001				<0.001	
11/11/2015	<0.001				<0.001	<0.001	<0.001		<0.001
11/12/2015		<0.001							
4/6/2016									
4/11/2016			<0.001						
4/12/2016				<0.001 (D)	<0.001	<0.001	<0.001	<0.001	<0.001

Prediction Limit

Constituent: Arsenic, Total (mg/L) Analysis Run 5/7/2023 2:34 PM View: Appendix I - Interwell
 Plant Scherer Client: Southern Company Data: Scherer Cell 1-CCR

	GWC-8A	GWC-9	GWC-18	GWC-3	GWC-1	GWC-6	GWC-2	GWC-20	GWC-4
4/13/2016		<0.001 (D)							
4/19/2016	<0.001								
6/15/2016									
6/16/2016			<0.001		6E-05 (J)		5.5E-05 (J)	5.4E-05 (J)	
6/20/2016				<0.001		6.3E-05 (J)			<0.001
6/21/2016									
6/22/2016		<0.001							
8/10/2016									
8/11/2016			<0.001		<0.001		<0.001	<0.001	
8/12/2016				0.00053 (J)		<0.001			<0.001
8/15/2016		<0.001							
8/16/2016									
10/4/2016					0.00079		<0.001		
10/5/2016			<0.001	<0.001				<0.001	
10/6/2016		<0.001				<0.001			<0.001
10/7/2016									
10/10/2016	<0.001								
11/29/2016			<0.001						
11/30/2016				<0.001	<0.001	<0.001	<0.001	<0.001	<0.001
12/1/2016	<0.001	<0.001							
2/7/2017					<0.001		<0.001		
2/8/2017		<0.001	<0.001	<0.001				<0.001	<0.001
2/9/2017	0.00115 (JD)					<0.001			
4/4/2017									
4/5/2017					<0.001				
4/6/2017		<0.001	<0.001	<0.001		<0.001	<0.001	<0.001	<0.001
4/7/2017	<0.001								
6/20/2017					<0.001		<0.001		
6/21/2017	0.0014	<0.001	<0.001	<0.001		<0.001		<0.001	
6/22/2017									<0.001
8/15/2017	0.00086								
9/1/2017	0.00075								
10/4/2017					<0.001		<0.001		
10/5/2017		<0.001	<0.001	<0.001				<0.001	
10/6/2017						<0.001			<0.001
10/9/2017	0.0013								
3/20/2018			<0.001		<0.001		<0.001		
3/21/2018		<0.001		0.00089		<0.001		0.00078	<0.001
3/22/2018	0.00075								
10/2/2018		<0.001	<0.001		<0.001		<0.001		
10/3/2018				<0.001		<0.001		<0.001	<0.001
10/4/2018	<0.001								
3/26/2019			<0.001	<0.001	<0.001	<0.001	<0.001	<0.001	<0.001
3/27/2019	0.0012	0.00062							
9/10/2019				0.00032 (J)	0.00033 (J)		0.00038 (J)		0.00032 (J)
9/11/2019	0.001 (J)	0.00055 (J)	0.00043 (J)			0.00041 (J)			
9/12/2019								<0.001	
3/18/2020	0.00042 (J)	<0.001	<0.001	<0.001	<0.001	<0.001	<0.001		
3/19/2020								<0.001	<0.001
9/9/2020	0.00092 (J)	<0.001	<0.001		<0.001		<0.001		
9/10/2020				<0.001		<0.001		<0.001	<0.001
4/1/2021		<0.001	<0.001		<0.001		<0.001		

Prediction Limit

Constituent: Arsenic, Total (mg/L) Analysis Run 5/7/2023 2:34 PM View: Appendix I - Interwell
Plant Scherer Client: Southern Company Data: Scherer Cell 1-CCR

	GWC-8A	GWC-9	GWC-18	GWC-3	GWC-1	GWC-6	GWC-2	GWC-20	GWC-4
4/2/2021									<0.001
4/5/2021	0.00097 (J)					<0.001		<0.001	
4/6/2021				<0.001					
8/11/2021			<0.001			<0.001		<0.001	
8/12/2021	0.00081 (J)	<0.001		<0.001			<0.001		<0.001
8/17/2021									
8/18/2021					<0.001				
2/15/2022	0.00047 (J)	<0.001		<0.001	<0.001	<0.001	<0.001		<0.001
2/16/2022			<0.001					<0.001	
8/24/2022					<0.001				
8/25/2022	0.00048 (J)	0.00037 (J)	<0.001	<0.001		<0.001		<0.001	<0.001
8/26/2022							<0.001		
2/21/2023									
2/27/2023	0.0005 (J)	<0.001			<0.001	<0.001	<0.001		<0.001
2/28/2023			<0.001	<0.001				<0.001	

Prediction Limit

Constituent: Arsenic, Total (mg/L) Analysis Run 5/7/2023 2:34 PM View: Appendix I - Interwell
Plant Scherer Client: Southern Company Data: Scherer Cell 1-CCR

	GWC-5	GWC-19	GWC-10D
5/8/2010			
5/9/2010			
5/10/2010			
5/11/2010	<0.001	<0.001	
6/16/2010		<0.001	
6/17/2010			
6/18/2010	<0.001		
6/19/2010			
7/26/2010			
7/27/2010	<0.001	<0.001	
7/28/2010			<0.001
7/29/2010			
9/7/2010		<0.001	
9/8/2010			
9/9/2010	<0.001		
4/26/2011			
4/28/2011			
4/29/2011	<0.001	<0.001	
4/30/2011			
10/27/2011			
10/28/2011	<0.001	<0.001	
10/29/2011			
5/2/2012		<0.001	
5/3/2012			
5/4/2012	<0.001		
11/9/2012		<0.001	
11/10/2012	<0.001		
11/11/2012			
5/8/2013			
5/9/2013	<0.001	<0.001	
5/10/2013			
11/5/2013			
11/6/2013	<0.001	<0.001	
11/7/2013			
5/20/2014			
5/21/2014			
5/22/2014	<0.001	<0.001	
5/23/2014			
11/8/2014		<0.001	
11/9/2014	<0.001		
11/12/2014			
11/13/2014			
5/22/2015			
5/23/2015		<0.001	
5/24/2015	<0.001		
11/9/2015			
11/10/2015		<0.001	
11/11/2015	<0.001		
11/12/2015			
4/6/2016			
4/11/2016		<0.001	
4/12/2016			

Prediction Limit

Constituent: Arsenic, Total (mg/L) Analysis Run 5/7/2023 2:34 PM View: Appendix I - Interwell
Plant Scherer Client: Southern Company Data: Scherer Cell 1-CCR

	GWC-5	GWC-19	GWC-10D
4/13/2016			
4/19/2016	<0.001		
6/15/2016			
6/16/2016		5.1E-05 (J)	
6/20/2016			
6/21/2016			
6/22/2016	0.0008		
8/10/2016			
8/11/2016		<0.001	
8/12/2016			
8/15/2016			
8/16/2016	<0.001		
10/4/2016			
10/5/2016		<0.001	
10/6/2016	<0.001		
10/7/2016			
10/10/2016			
11/29/2016		<0.001	
11/30/2016			
12/1/2016	<0.001		
2/7/2017			
2/8/2017		<0.001	
2/9/2017	<0.001		
4/4/2017			
4/5/2017		<0.001	
4/6/2017	<0.001		
4/7/2017			
6/20/2017			
6/21/2017	<0.001	<0.001	
6/22/2017			
8/15/2017			
9/1/2017			
10/4/2017			
10/5/2017	<0.001	<0.001	
10/6/2017			
10/9/2017			
3/20/2018		<0.001	
3/21/2018			
3/22/2018	0.00046 (J)		
10/2/2018		<0.001	
10/3/2018	<0.001		
10/4/2018			
3/26/2019		<0.001	
3/27/2019	<0.001		
9/10/2019			
9/11/2019	0.00038 (J)		
9/12/2019		<0.001	
3/18/2020	<0.001		
3/19/2020		<0.001	
9/9/2020	<0.001	<0.001	
9/10/2020			
4/1/2021	<0.001		

Prediction Limit

Constituent: Arsenic, Total (mg/L) Analysis Run 5/7/2023 2:34 PM View: Appendix I - Interwell
Plant Scherer Client: Southern Company Data: Scherer Cell 1-CCR

	GWC-5	GWC-19	GWC-10D
4/2/2021			
4/5/2021		<0.001	
4/6/2021			
8/11/2021		<0.001	
8/12/2021	<0.001		
8/17/2021			
8/18/2021			
2/15/2022	<0.001		
2/16/2022		<0.001	
8/24/2022			
8/25/2022	<0.001	<0.001	
8/26/2022			
2/21/2023			
2/27/2023			
2/28/2023	<0.001	<0.001	

Prediction Limit

Constituent: Silver (mg/L) Analysis Run 5/7/2023 2:34 PM View: Appendix I - Interwell
 Plant Scherer Client: Southern Company Data: Scherer Cell 1-CCR

	GWA-17 (bg)	GWA-15 (bg)	GWC-12	GWC-14	GWA-16 (bg)	GWC-13	GWC-7	GWC-10	GWC-18
5/8/2010	<0.001								
5/9/2010		<0.001	<0.001	<0.001	<0.001	<0.001			
5/10/2010							<0.001	<0.001	<0.001
5/11/2010									
6/16/2010	<0.001				<0.001			<0.001	<0.001
6/17/2010									
6/18/2010		<0.001	<0.001	<0.001		<0.001	<0.001		
6/19/2010									
7/26/2010	<0.001								<0.001
7/27/2010			<0.001		<0.001				
7/28/2010		<0.001		<0.001			<0.001	<0.001	
7/29/2010						<0.001			
9/7/2010	<0.001				<0.001				<0.001
9/8/2010			<0.001					<0.001	
9/9/2010		<0.001		<0.001		<0.001	<0.001		
4/26/2011						<0.001			
4/28/2011									
4/29/2011	<0.001		<0.001		<0.001			<0.001	<0.001
4/30/2011		<0.001		<0.001			<0.001		
10/27/2011								<0.001	
10/28/2011	<0.001	<0.001	<0.001	<0.001	<0.001	<0.001			<0.001
10/29/2011							<0.001		
5/2/2012	<0.001	<0.001			<0.001				<0.001
5/3/2012			<0.001	<0.001					
5/4/2012						<0.001	<0.001	<0.001	
11/9/2012	<0.001	<0.001			<0.001				<0.001
11/10/2012			<0.001	<0.001			<0.001		
11/11/2012						<0.001		<0.001	
5/8/2013	<0.001	<0.001		<0.001	<0.001	<0.001			<0.001
5/9/2013			<0.001				<0.001	<0.001	
5/10/2013									
11/5/2013		<0.001		<0.001				<0.001	
11/6/2013	<0.001		<0.001		<0.001				<0.001
11/7/2013						<0.001	<0.001		
5/20/2014	<0.001	<0.001	<0.001	<0.001	<0.001	<0.001			
5/21/2014							<0.001	<0.001	
5/22/2014									
5/23/2014									<0.001
11/8/2014	<0.001				<0.001				<0.001
11/9/2014									
11/12/2014		<0.001	<0.001	<0.001		<0.001	<0.001	<0.001	
11/13/2014									
5/22/2015	<0.001	<0.001			<0.001				<0.001
5/23/2015			<0.001					<0.001	
5/24/2015				<0.001		<0.001	<0.001		
11/9/2015	<0.001				<0.001				
11/10/2015									<0.001
11/11/2015		<0.001		<0.001			<0.001		
11/12/2015			<0.001			<0.001		<0.001	
4/6/2016	<0.001	<0.001			<0.001				
4/11/2016									<0.001
4/12/2016									

Prediction Limit

Constituent: Silver (mg/L) Analysis Run 5/7/2023 2:34 PM View: Appendix I - Interwell
 Plant Scherer Client: Southern Company Data: Scherer Cell 1-CCR

	GWA-17 (bg)	GWA-15 (bg)	GWC-12	GWC-14	GWA-16 (bg)	GWC-13	GWC-7	GWC-10	GWC-18
4/13/2016			<0.001 (D)	<0.001 (D)		<0.001 (D)	<0.001 (D)	<0.001 (D)	
4/19/2016									
10/4/2016		<0.001		<0.001	<0.001				
10/5/2016	<0.001		<0.001					<0.001	<0.001
10/6/2016							<0.001		
10/7/2016						<0.001			
10/10/2016									
4/4/2017	<0.001	<0.001			<0.001				
4/5/2017			<0.001						
4/6/2017				<0.001		<0.001		<0.001	<0.001
4/7/2017							<0.001		
10/4/2017		<0.001							
10/5/2017	<0.001		<0.001	<0.001	<0.001			<0.001	<0.001
10/6/2017						0.00031	<0.001		
10/9/2017									
3/20/2018	<0.001	<0.001 (D)		<0.001	<0.001				<0.001
3/21/2018			<0.001 (D)					<0.001	
3/22/2018						<0.001	<0.001		
10/2/2018	<0.001	<0.001	<0.001	<0.001	<0.001			<0.001	<0.001
10/3/2018						<0.001			
10/4/2018							<0.001		
3/26/2019	<0.001	<0.001	<0.001	<0.001	<0.001	<0.001			<0.001
3/27/2019							<0.001	<0.001	
9/10/2019	<0.001	<0.001			<0.001				
9/11/2019			<0.001	<0.001		<0.001	<0.001	<0.001	<0.001
9/12/2019									
3/18/2020	<0.001	<0.001	<0.001	<0.001	<0.001	<0.001		<0.001	<0.001
3/19/2020							<0.001		
9/9/2020	<0.001	<0.001		<0.001	<0.001			<0.001	<0.001
9/10/2020			<0.001			<0.001	<0.001		
4/1/2021	<0.001	<0.001	<0.001	<0.001	<0.001		<0.001	<0.001	<0.001
4/2/2021									
4/5/2021									
4/6/2021						<0.001			
8/11/2021	<0.001	<0.001	<0.001	<0.001	<0.001	<0.001	<0.001		<0.001
8/12/2021									
8/17/2021								<0.001	
8/18/2021									
2/15/2022	<0.001	<0.001			<0.001		<0.001	<0.001	
2/16/2022			<0.001	<0.001		<0.001			<0.001
8/24/2022	<0.001								
8/25/2022		<0.001			<0.001		<0.001	<0.001	<0.001
8/26/2022			<0.001	<0.001		<0.001			
2/21/2023								<0.001	
2/27/2023			<0.001	<0.001		<0.001	<0.001		
2/28/2023	<0.001	<0.001			<0.001				<0.001

Prediction Limit

Constituent: Silver (mg/L) Analysis Run 5/7/2023 2:34 PM View: Appendix I - Interwell
 Plant Scherer Client: Southern Company Data: Scherer Cell 1-CCR

	GWC-8A	GWC-9	GWC-11	GWC-2	GWC-6	GWC-5	GWC-20	GWC-19	GWC-3
5/8/2010									
5/9/2010									
5/10/2010	<0.001	<0.001	<0.001						
5/11/2010				<0.001	<0.001	<0.001	<0.001	<0.001	<0.001
6/16/2010		<0.001	<0.001					<0.001	
6/17/2010							<0.001		<0.001
6/18/2010					<0.001	<0.001			
6/19/2010	<0.001			<0.001					
7/26/2010									
7/27/2010		<0.001	<0.001	<0.001	<0.001	<0.001	<0.001	<0.001	
7/28/2010	<0.001								<0.001
7/29/2010									
9/7/2010							<0.001	<0.001	<0.001
9/8/2010	<0.001	<0.001	<0.001						
9/9/2010				<0.001	<0.001	<0.001			
4/26/2011									
4/28/2011				<0.001					
4/29/2011		<0.001	<0.001			<0.001	<0.001	<0.001	<0.001
4/30/2011	<0.001				<0.001				
10/27/2011	<0.001	<0.001	<0.001						
10/28/2011				<0.001		<0.001	<0.001	<0.001	<0.001
10/29/2011					<0.001				
5/2/2012								<0.001	
5/3/2012		<0.001		<0.001			<0.001		<0.001
5/4/2012	<0.001		<0.001		<0.001	<0.001			
11/9/2012				<0.001				<0.001	<0.001
11/10/2012			<0.001		<0.001	<0.001	<0.001		
11/11/2012	<0.001	<0.001							
5/8/2013									
5/9/2013		<0.001	<0.001	<0.001	<0.001	<0.001	<0.001	<0.001	
5/10/2013	<0.001								<0.001
11/5/2013				<0.001					
11/6/2013		<0.001	<0.001			<0.001	<0.001	<0.001	<0.001
11/7/2013	<0.001				<0.001				
5/20/2014			<0.001						
5/21/2014	<0.001	<0.001			<0.001				
5/22/2014				<0.001		<0.001	<0.001	<0.001	<0.001
5/23/2014									
11/8/2014								<0.001	
11/9/2014					<0.001	<0.001	<0.001		<0.001
11/12/2014		<0.001	<0.001						
11/13/2014	<0.001			<0.001					
5/22/2015									<0.001
5/23/2015	<0.001	<0.001						<0.001	
5/24/2015			<0.001	<0.001	<0.001	<0.001	<0.001		
11/9/2015									
11/10/2015							<0.001	<0.001	<0.001
11/11/2015	<0.001			<0.001	<0.001	<0.001			
11/12/2015		<0.001	<0.001						
4/6/2016									
4/11/2016								<0.001	
4/12/2016				<0.001	<0.001		<0.001		<0.001 (D)

Prediction Limit

Constituent: Silver (mg/L) Analysis Run 5/7/2023 2:34 PM View: Appendix I - Interwell
 Plant Scherer Client: Southern Company Data: Scherer Cell 1-CCR

	GWC-8A	GWC-9	GWC-11	GWC-2	GWC-6	GWC-5	GWC-20	GWC-19	GWC-3
4/13/2016		<0.001 (D)	<0.001 (D)						
4/19/2016	<0.001					<0.001			
10/4/2016				<0.001					
10/5/2016			<0.001				<0.001	<0.001	<0.001
10/6/2016		<0.001			0.00012 (J)	<0.001			
10/7/2016									
10/10/2016	<0.001								
4/4/2017									
4/5/2017								<0.001	
4/6/2017		<0.001	<0.001	<0.001	<0.001	<0.001	<0.001		<0.001
4/7/2017	<0.001								
10/4/2017				<0.001					
10/5/2017		<0.001	<0.001			<0.001	<0.001	<0.001	<0.001
10/6/2017					<0.001				
10/9/2017	<0.001								
3/20/2018				<0.001				<0.001	
3/21/2018		<0.001	<0.001		<0.001		<0.001		<0.001
3/22/2018	<0.001					<0.001			
10/2/2018		<0.001	<0.001	<0.001				<0.001	
10/3/2018					<0.001	<0.001	<0.001		<0.001
10/4/2018	<0.001								
3/26/2019				<0.001	<0.001		<0.001	<0.001	<0.001
3/27/2019	<0.001	<0.001	<0.001			<0.001			
9/10/2019				<0.001					<0.001
9/11/2019	<0.001	<0.001	<0.001 (D)		<0.001	<0.001			
9/12/2019							<0.001	<0.001	
3/18/2020	<0.001	<0.001	<0.001	<0.001	<0.001	<0.001			<0.001
3/19/2020							<0.001	<0.001	
9/9/2020	<0.001	<0.001		<0.001		<0.001		<0.001	
9/10/2020			<0.001		<0.001		<0.001		<0.001
4/1/2021		<0.001	<0.001	<0.001		<0.001			
4/2/2021									
4/5/2021	<0.001				<0.001		<0.001	<0.001	
4/6/2021									<0.001
8/11/2021			<0.001		<0.001		<0.001	<0.001	
8/12/2021	<0.001	<0.001		<0.001		<0.001			<0.001
8/17/2021									
8/18/2021									
2/15/2022	<0.001	<0.001		<0.001	<0.001	<0.001			<0.001
2/16/2022			<0.001				<0.001	<0.001	
8/24/2022									
8/25/2022	<0.001	<0.001	<0.001		<0.001	<0.001	<0.001	<0.001	<0.001
8/26/2022				<0.001					
2/21/2023									
2/27/2023	<0.001	<0.001	<0.001	<0.001	<0.001				
2/28/2023						<0.001	<0.001	<0.001	<0.001

Prediction Limit

Constituent: Silver (mg/L) Analysis Run 5/7/2023 2:34 PM View: Appendix I - Interwell
Plant Scherer Client: Southern Company Data: Scherer Cell 1-CCR

	GWC-4	GWC-1	GWC-10D
5/8/2010			
5/9/2010			
5/10/2010			
5/11/2010	<0.001	<0.001	
6/16/2010			
6/17/2010	<0.001	<0.001	
6/18/2010			
6/19/2010			
7/26/2010			
7/27/2010		<0.001	
7/28/2010	<0.001		<0.001
7/29/2010			
9/7/2010			
9/8/2010	<0.001		
9/9/2010		<0.001	
4/26/2011			
4/28/2011	<0.001	<0.001	
4/29/2011			
4/30/2011			
10/27/2011			
10/28/2011			
10/29/2011	<0.001	<0.001	
5/2/2012			
5/3/2012	<0.001	<0.001	
5/4/2012			
11/9/2012		<0.001	
11/10/2012	<0.001		
11/11/2012			
5/8/2013			
5/9/2013		<0.001	
5/10/2013	<0.001		
11/5/2013		<0.001	
11/6/2013	<0.001		
11/7/2013			
5/20/2014			
5/21/2014			
5/22/2014	<0.001		
5/23/2014		<0.001	
11/8/2014			
11/9/2014	<0.001		
11/12/2014			
11/13/2014		<0.001	
5/22/2015	<0.001		
5/23/2015		<0.001	
5/24/2015			
11/9/2015			
11/10/2015			
11/11/2015	<0.001	<0.001	
11/12/2015			
4/6/2016			
4/11/2016			
4/12/2016	<0.001	<0.001	

Prediction Limit

Constituent: Silver (mg/L) Analysis Run 5/7/2023 2:34 PM View: Appendix I - Interwell
Plant Scherer Client: Southern Company Data: Scherer Cell 1-CCR

	GWC-4	GWC-1	GWC-10D
4/13/2016			
4/19/2016			
10/4/2016		0.00012 (J)	
10/5/2016			
10/6/2016	<0.001		
10/7/2016			
10/10/2016			
4/4/2017			
4/5/2017		<0.001	
4/6/2017	<0.001		
4/7/2017			
10/4/2017		<0.001	
10/5/2017			
10/6/2017	<0.001		
10/9/2017			
3/20/2018		<0.001	
3/21/2018	<0.001		
3/22/2018			
10/2/2018		<0.001	
10/3/2018	<0.001		
10/4/2018			
3/26/2019	<0.001	<0.001	
3/27/2019			
9/10/2019	<0.001	<0.001	
9/11/2019			
9/12/2019			
3/18/2020		<0.001	
3/19/2020	<0.001		
9/9/2020		<0.001	
9/10/2020	<0.001		
4/1/2021		<0.001	
4/2/2021	<0.001		
4/5/2021			
4/6/2021			
8/11/2021			
8/12/2021	<0.001		
8/17/2021			
8/18/2021		<0.001	
2/15/2022	<0.001	<0.001	
2/16/2022			
8/24/2022		<0.001	
8/25/2022	<0.001		
8/26/2022			
2/21/2023			
2/27/2023	<0.001	<0.001	
2/28/2023			

FIGURE K.

Appendix I & III Trend Tests - Significant Results

Plant Scherer Client: Southern Company Data: Scherer Cell 1-CCR Printed 5/7/2023, 2:47 PM

Constituent	Well	Slope	Calc.	Critical	Sig.	N	%NDs	Normality	Xform	Alpha	Method
Barium, Total (mg/L)	GWA-16 (bg)	-0.0003399	-203	-176	Yes	34	0	n/a	n/a	0.01	NP
Barium, Total (mg/L)	GWA-17 (bg)	-0.0008682	-199	-176	Yes	34	2.941	n/a	n/a	0.01	NP
Barium, Total (mg/L)	GWC-19	0.0006797	277	176	Yes	34	2.941	n/a	n/a	0.01	NP
Barium, Total (mg/L)	GWC-4	0.00193	446	191	Yes	36	0	n/a	n/a	0.01	NP
Calcium (mg/L)	GWA-17 (bg)	0.2483	91	81	Yes	20	0	n/a	n/a	0.01	NP
Calcium (mg/L)	GWC-19	1.186	148	87	Yes	21	0	n/a	n/a	0.01	NP
Calcium (mg/L)	GWC-4	0.9488	137	87	Yes	21	0	n/a	n/a	0.01	NP
Calcium (mg/L)	GWC-8A	6.32	127	74	Yes	19	0	n/a	n/a	0.01	NP
Chloride (mg/L)	GWA-15 (bg)	0.2022	92	81	Yes	20	0	n/a	n/a	0.01	NP
Chloride (mg/L)	GWA-17 (bg)	-0.04993	-97	-81	Yes	20	0	n/a	n/a	0.01	NP
Chloride (mg/L)	GWC-7	0.1931	98	81	Yes	20	0	n/a	n/a	0.01	NP
Nickel (mg/L)	GWA-15 (bg)	0	-156	-139	Yes	29	68.97	n/a	n/a	0.01	NP
Sulfate (mg/L)	GWA-15 (bg)	0.2214	86	81	Yes	20	40	n/a	n/a	0.01	NP
Sulfate (mg/L)	GWC-10	0.4749	176	87	Yes	21	14.29	n/a	n/a	0.01	NP
Sulfate (mg/L)	GWC-4	1.423	106	92	Yes	22	0	n/a	n/a	0.01	NP
Total Dissolved Solids (mg/L)	GWC-4	8.474	118	81	Yes	20	0	n/a	n/a	0.01	NP

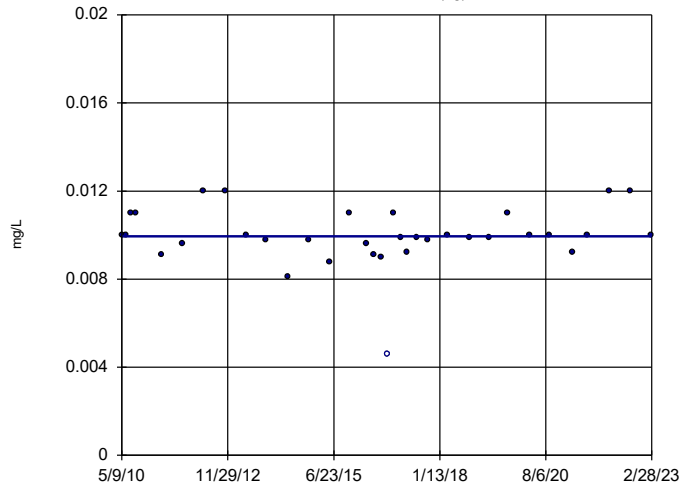
Appendix I & III Trend Tests - All Results

Plant Scherer Client: Southern Company Data: Scherer Cell 1-CCR Printed 5/7/2023, 2:47 PM

Constituent	Well	Slope	Calc.	Critical	Sig.	N	%NDs	Normality	Xform	Alpha	Method
Barium, Total (mg/L)	GWA-15 (bg)	0	50	176	No	34	2.941	n/a	n/a	0.01	NP
Barium, Total (mg/L)	GWA-16 (bg)	-0.0003399	-203	-176	Yes	34	0	n/a	n/a	0.01	NP
Barium, Total (mg/L)	GWA-17 (bg)	-0.0008682	-199	-176	Yes	34	2.941	n/a	n/a	0.01	NP
Barium, Total (mg/L)	GWC-19	0.0006797	277	176	Yes	34	2.941	n/a	n/a	0.01	NP
Barium, Total (mg/L)	GWC-4	0.00193	446	191	Yes	36	0	n/a	n/a	0.01	NP
Calcium (mg/L)	GWA-15 (bg)	0	3	81	No	20	0	n/a	n/a	0.01	NP
Calcium (mg/L)	GWA-16 (bg)	0	9	81	No	20	0	n/a	n/a	0.01	NP
Calcium (mg/L)	GWA-17 (bg)	0.2483	91	81	Yes	20	0	n/a	n/a	0.01	NP
Calcium (mg/L)	GWC-19	1.186	148	87	Yes	21	0	n/a	n/a	0.01	NP
Calcium (mg/L)	GWC-20	0.04687	37	81	No	20	0	n/a	n/a	0.01	NP
Calcium (mg/L)	GWC-4	0.9488	137	87	Yes	21	0	n/a	n/a	0.01	NP
Calcium (mg/L)	GWC-8A	6.32	127	74	Yes	19	0	n/a	n/a	0.01	NP
Chloride (mg/L)	GWA-15 (bg)	0.2022	92	81	Yes	20	0	n/a	n/a	0.01	NP
Chloride (mg/L)	GWA-16 (bg)	-0.01407	-35	-81	No	20	0	n/a	n/a	0.01	NP
Chloride (mg/L)	GWA-17 (bg)	-0.04993	-97	-81	Yes	20	0	n/a	n/a	0.01	NP
Chloride (mg/L)	GWC-7	0.1931	98	81	Yes	20	0	n/a	n/a	0.01	NP
Fluoride (mg/L)	GWA-15 (bg)	0	-26	-81	No	20	75	n/a	n/a	0.01	NP
Fluoride (mg/L)	GWA-16 (bg)	-0.00007826	-47	-81	No	20	50	n/a	n/a	0.01	NP
Fluoride (mg/L)	GWA-17 (bg)	0	-40	-81	No	20	50	n/a	n/a	0.01	NP
Fluoride (mg/L)	GWC-18	0	-48	-81	No	20	55	n/a	n/a	0.01	NP
Nickel (mg/L)	GWA-15 (bg)	0	-156	-139	Yes	29	68.97	n/a	n/a	0.01	NP
Nickel (mg/L)	GWA-16 (bg)	0	-13	-131	No	28	96.43	n/a	n/a	0.01	NP
Nickel (mg/L)	GWA-17 (bg)	0	-46	-139	No	29	86.21	n/a	n/a	0.01	NP
Nickel (mg/L)	GWC-10	0	42	146	No	30	63.33	n/a	n/a	0.01	NP
Nickel (mg/L)	GWC-2	0	87	131	No	28	60.71	n/a	n/a	0.01	NP
Nickel (mg/L)	GWC-7	0	-5	-139	No	29	79.31	n/a	n/a	0.01	NP
Nickel (mg/L)	GWC-8A	0.00008029	79	124	No	27	40.74	n/a	n/a	0.01	NP
Sulfate (mg/L)	GWA-15 (bg)	0.2214	86	81	Yes	20	40	n/a	n/a	0.01	NP
Sulfate (mg/L)	GWA-16 (bg)	0	11	81	No	20	90	n/a	n/a	0.01	NP
Sulfate (mg/L)	GWA-17 (bg)	0	0	81	No	20	80	n/a	n/a	0.01	NP
Sulfate (mg/L)	GWC-1	0	18	81	No	20	40	n/a	n/a	0.01	NP
Sulfate (mg/L)	GWC-10	0.4749	176	87	Yes	21	14.29	n/a	n/a	0.01	NP
Sulfate (mg/L)	GWC-13	0.04577	51	74	No	19	52.63	n/a	n/a	0.01	NP
Sulfate (mg/L)	GWC-14	0	11	81	No	20	75	n/a	n/a	0.01	NP
Sulfate (mg/L)	GWC-18	0	4	81	No	20	80	n/a	n/a	0.01	NP
Sulfate (mg/L)	GWC-2	0	15	81	No	20	55	n/a	n/a	0.01	NP
Sulfate (mg/L)	GWC-3	0	10	81	No	20	55	n/a	n/a	0.01	NP
Sulfate (mg/L)	GWC-4	1.423	106	92	Yes	22	0	n/a	n/a	0.01	NP
Sulfate (mg/L)	GWC-7	0	23	81	No	20	75	n/a	n/a	0.01	NP
Total Dissolved Solids (mg/L)	GWA-15 (bg)	2.064	49	81	No	20	10	n/a	n/a	0.01	NP
Total Dissolved Solids (mg/L)	GWA-16 (bg)	0	11	81	No	20	0	n/a	n/a	0.01	NP
Total Dissolved Solids (mg/L)	GWA-17 (bg)	4.499	61	81	No	20	0	n/a	n/a	0.01	NP
Total Dissolved Solids (mg/L)	GWC-4	8.474	118	81	Yes	20	0	n/a	n/a	0.01	NP

Sen's Slope Estimator

GWA-15 (bg)

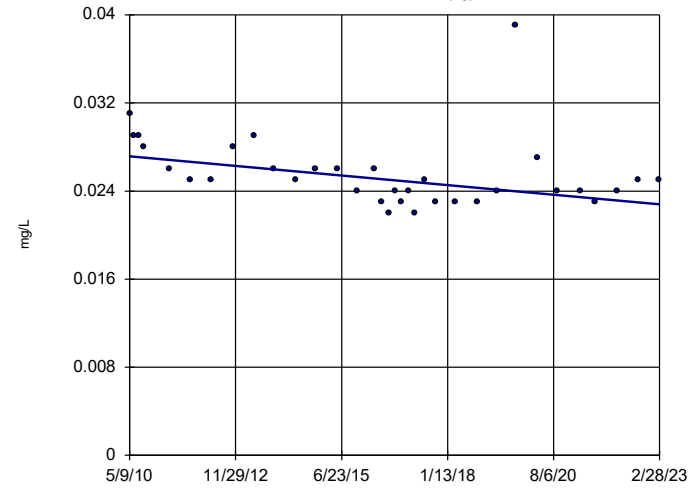


n = 34
Slope = 0
units per year.
Mann-Kendall
statistic = 50
critical = 176
Trend not sig-
nificant at 99%
confidence level
($\alpha = 0.005$ per
tail).

Constituent: Barium, Total Analysis Run 5/7/2023 2:45 PM View: Trend Tests
Plant Scherer Client: Southern Company Data: Scherer Cell 1-CCR

Sen's Slope Estimator

GWA-16 (bg)

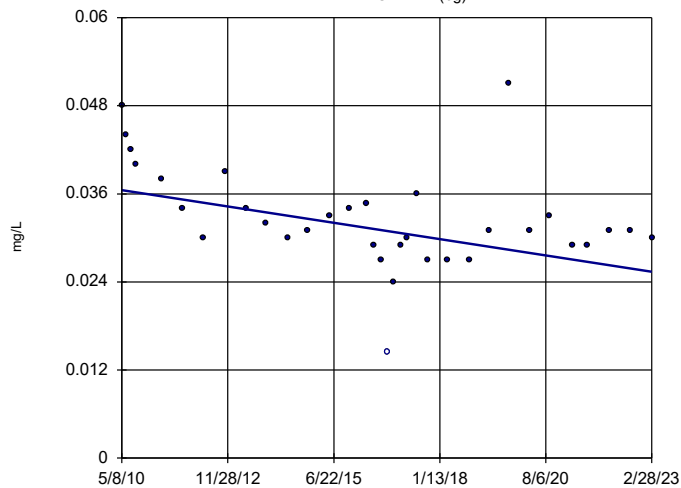


n = 34
Slope = -0.0003399
units per year.
Mann-Kendall
statistic = -203
critical = -176
Decreasing trend
significant at 99%
confidence level
($\alpha = 0.005$ per
tail).

Constituent: Barium, Total Analysis Run 5/7/2023 2:45 PM View: Trend Tests
Plant Scherer Client: Southern Company Data: Scherer Cell 1-CCR

Sen's Slope Estimator

GWA-17 (bg)

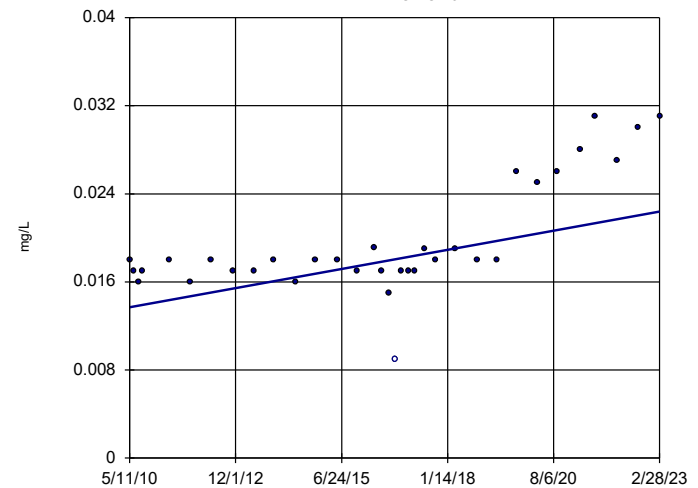


n = 34
Slope = -0.0008682
units per year.
Mann-Kendall
statistic = -199
critical = -176
Decreasing trend
significant at 99%
confidence level
($\alpha = 0.005$ per
tail).

Constituent: Barium, Total Analysis Run 5/7/2023 2:45 PM View: Trend Tests
Plant Scherer Client: Southern Company Data: Scherer Cell 1-CCR

Sen's Slope Estimator

GWC-19

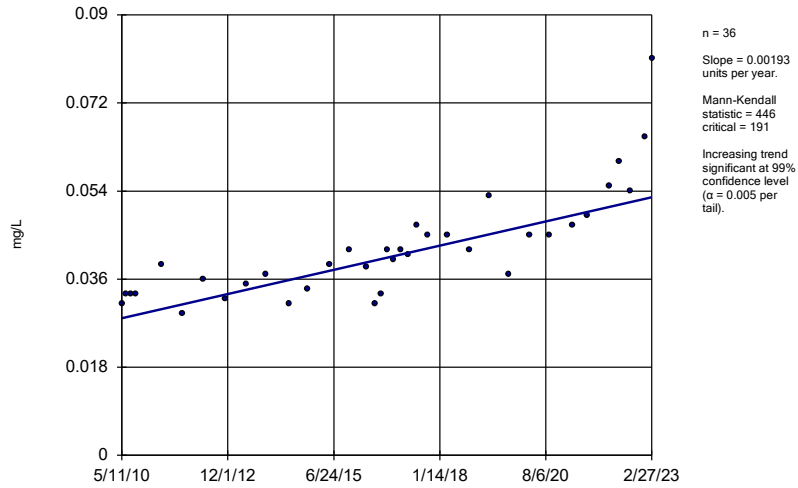


n = 34
Slope = 0.0006797
units per year.
Mann-Kendall
statistic = 277
critical = 176
Increasing trend
significant at 99%
confidence level
($\alpha = 0.005$ per
tail).

Constituent: Barium, Total Analysis Run 5/7/2023 2:45 PM View: Trend Tests
Plant Scherer Client: Southern Company Data: Scherer Cell 1-CCR

Sen's Slope Estimator

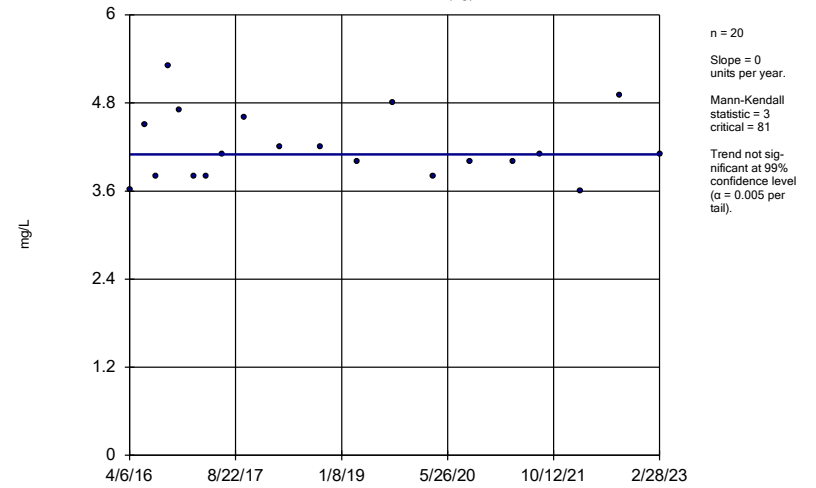
GWC-4



Constituent: Barium, Total Analysis Run 5/7/2023 2:45 PM View: Trend Tests
Plant Scherer Client: Southern Company Data: Scherer Cell 1-CCR

Sen's Slope Estimator

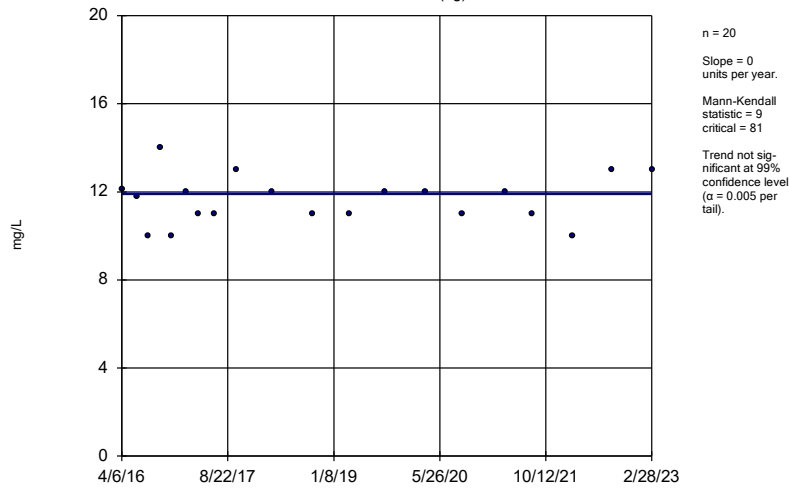
GWA-15 (bg)



Constituent: Calcium Analysis Run 5/7/2023 2:45 PM View: Trend Tests
Plant Scherer Client: Southern Company Data: Scherer Cell 1-CCR

Sen's Slope Estimator

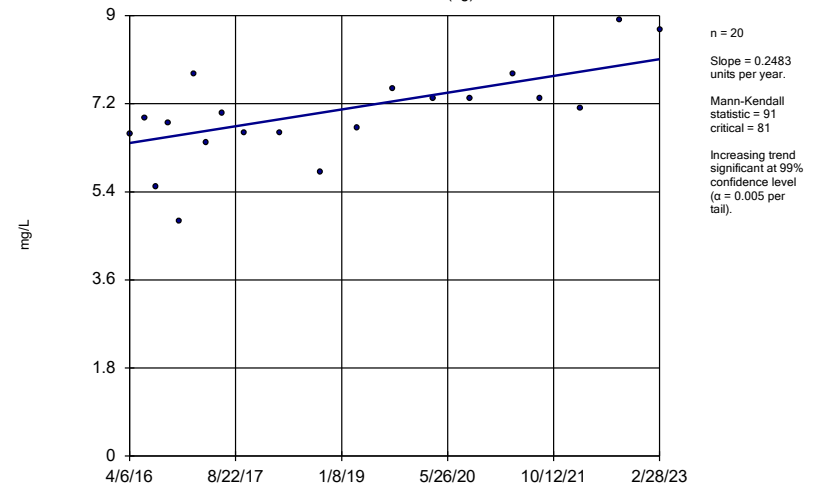
GWA-16 (bg)



Constituent: Calcium Analysis Run 5/7/2023 2:45 PM View: Trend Tests
Plant Scherer Client: Southern Company Data: Scherer Cell 1-CCR

Sen's Slope Estimator

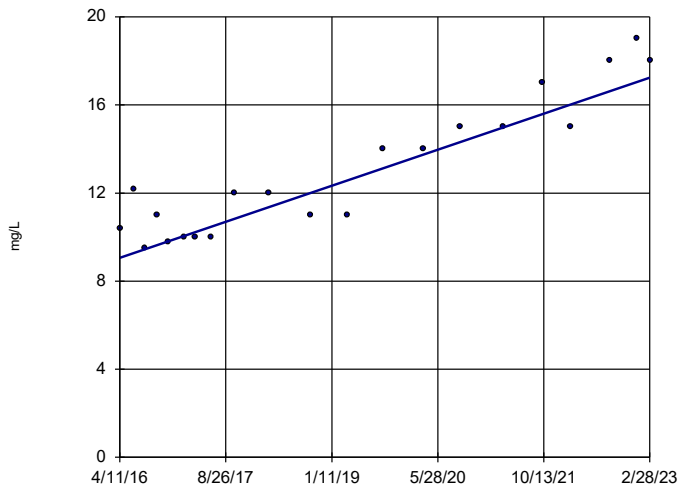
GWA-17 (bg)



Constituent: Calcium Analysis Run 5/7/2023 2:45 PM View: Trend Tests
Plant Scherer Client: Southern Company Data: Scherer Cell 1-CCR

Sen's Slope Estimator

GWC-19

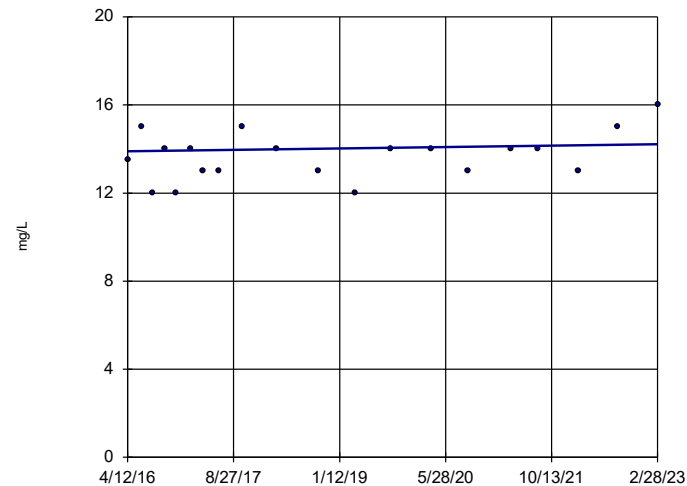


n = 21
Slope = 1.186
units per year.
Mann-Kendall
statistic = 148
critical = 87
Increasing trend
significant at 99%
confidence level
($\alpha = 0.005$ per
tail).

Constituent: Calcium Analysis Run 5/7/2023 2:45 PM View: Trend Tests
Plant Scherer Client: Southern Company Data: Scherer Cell 1-CCR

Sen's Slope Estimator

GWC-20

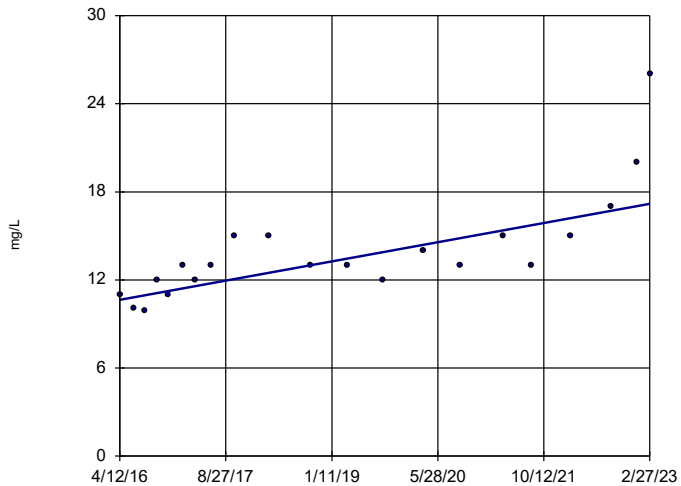


n = 20
Slope = 0.04687
units per year.
Mann-Kendall
statistic = 37
critical = 81
Trend not sig-
nificant at 99%
confidence level
($\alpha = 0.005$ per
tail).

Constituent: Calcium Analysis Run 5/7/2023 2:45 PM View: Trend Tests
Plant Scherer Client: Southern Company Data: Scherer Cell 1-CCR

Sen's Slope Estimator

GWC-4

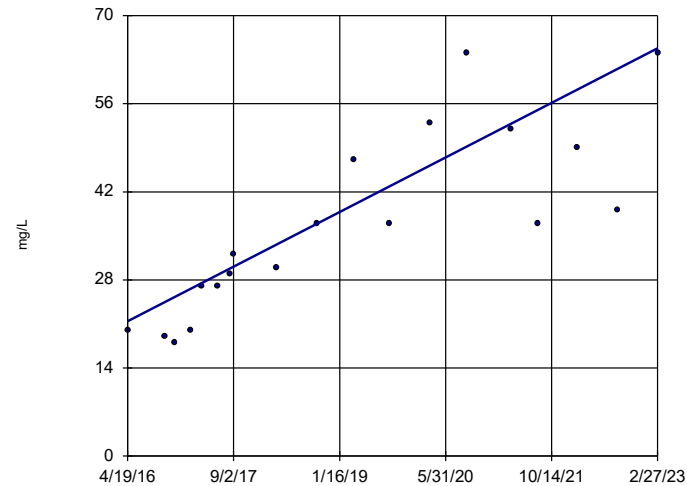


n = 21
Slope = 0.9488
units per year.
Mann-Kendall
statistic = 137
critical = 87
Increasing trend
significant at 99%
confidence level
($\alpha = 0.005$ per
tail).

Constituent: Calcium Analysis Run 5/7/2023 2:45 PM View: Trend Tests
Plant Scherer Client: Southern Company Data: Scherer Cell 1-CCR

Sen's Slope Estimator

GWC-8A

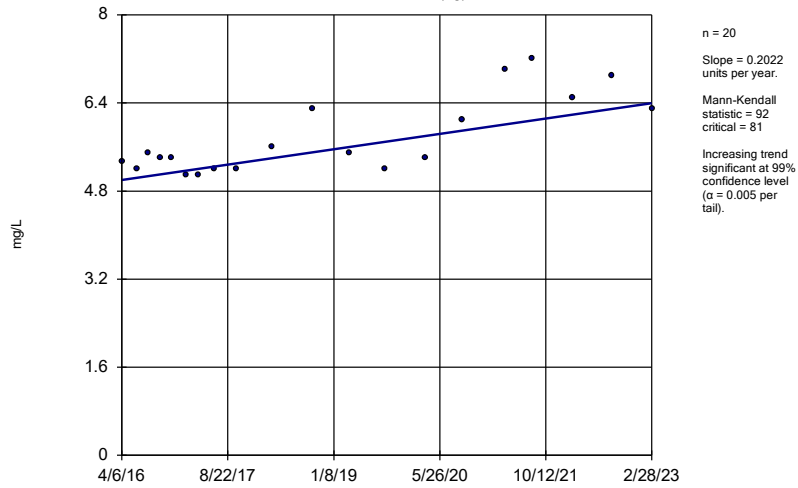


n = 19
Slope = 6.32
units per year.
Mann-Kendall
statistic = 127
critical = 74
Increasing trend
significant at 99%
confidence level
($\alpha = 0.005$ per
tail).

Constituent: Calcium Analysis Run 5/7/2023 2:45 PM View: Trend Tests
Plant Scherer Client: Southern Company Data: Scherer Cell 1-CCR

Sen's Slope Estimator

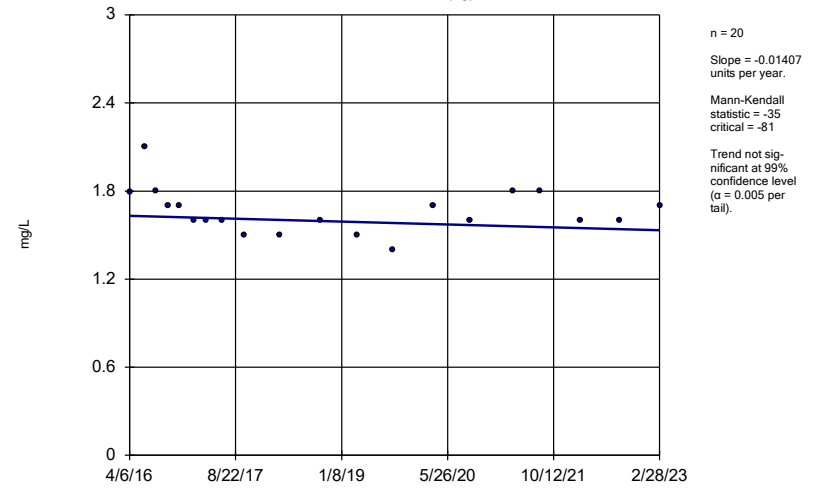
GWA-15 (bg)



Constituent: Chloride Analysis Run 5/7/2023 2:45 PM View: Trend Tests
Plant Scherer Client: Southern Company Data: Scherer Cell 1-CCR

Sen's Slope Estimator

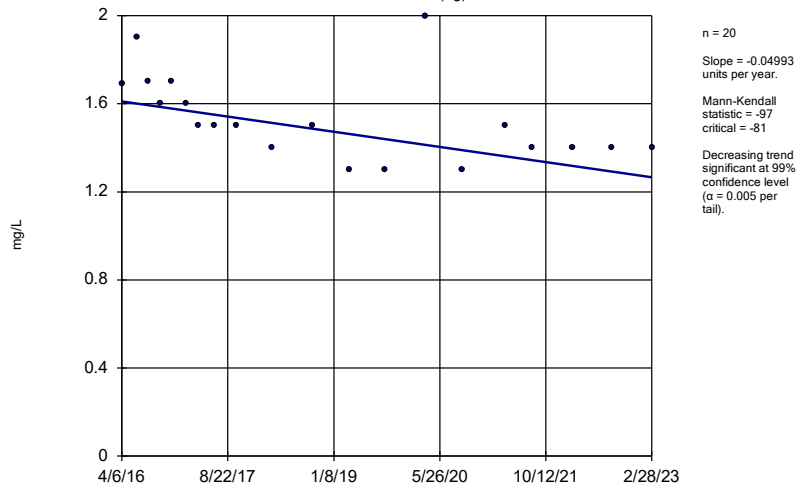
GWA-16 (bg)



Constituent: Chloride Analysis Run 5/7/2023 2:45 PM View: Trend Tests
Plant Scherer Client: Southern Company Data: Scherer Cell 1-CCR

Sen's Slope Estimator

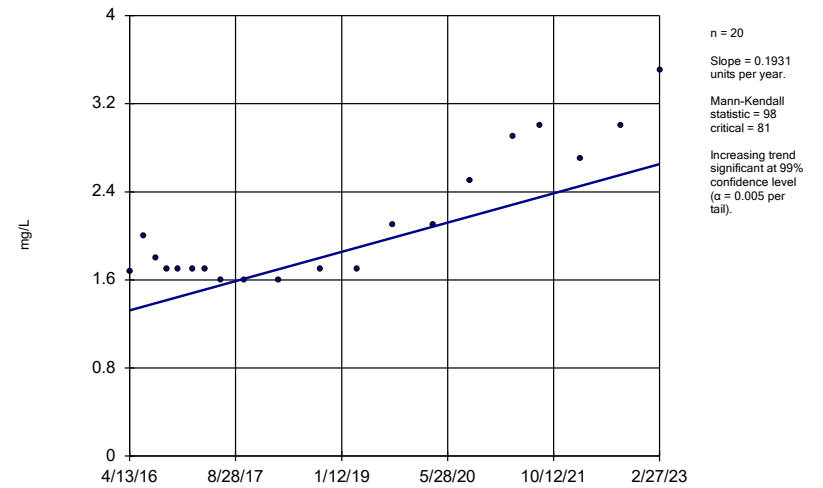
GWA-17 (bg)



Constituent: Chloride Analysis Run 5/7/2023 2:46 PM View: Trend Tests
Plant Scherer Client: Southern Company Data: Scherer Cell 1-CCR

Sen's Slope Estimator

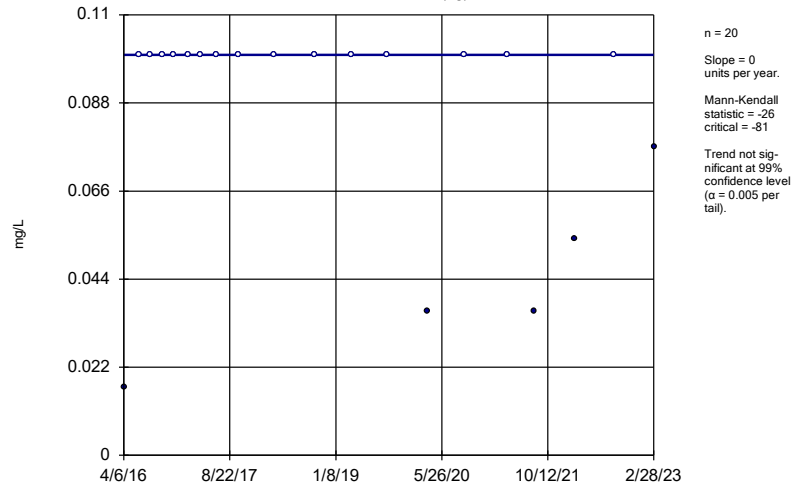
GWC-7



Constituent: Chloride Analysis Run 5/7/2023 2:46 PM View: Trend Tests
Plant Scherer Client: Southern Company Data: Scherer Cell 1-CCR

Sen's Slope Estimator

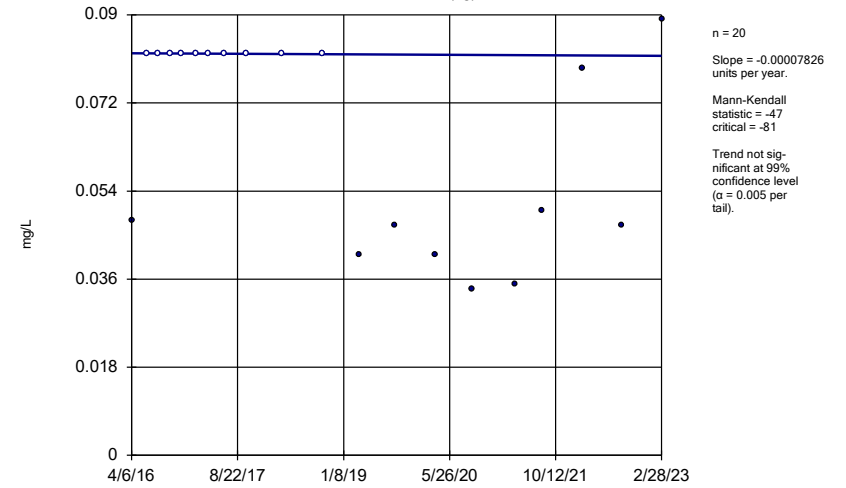
GWA-15 (bg)



Constituent: Fluoride Analysis Run 5/7/2023 2:46 PM View: Trend Tests
Plant Scherer Client: Southern Company Data: Scherer Cell 1-CCR

Sen's Slope Estimator

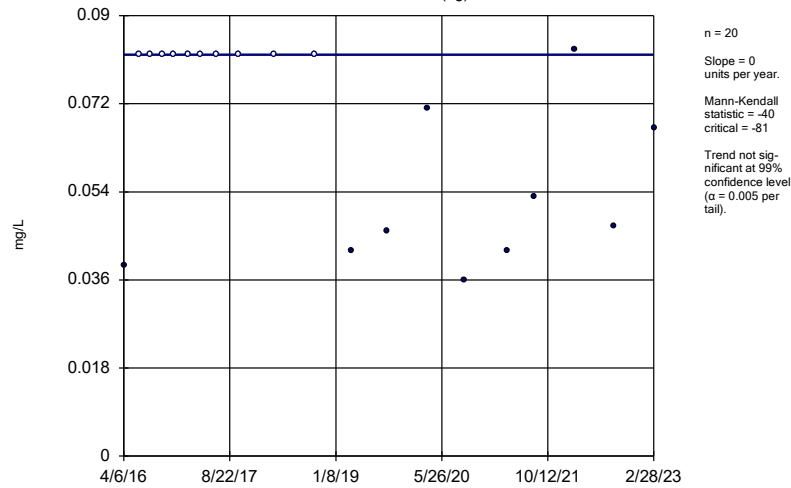
GWA-16 (bg)



Constituent: Fluoride Analysis Run 5/7/2023 2:46 PM View: Trend Tests
Plant Scherer Client: Southern Company Data: Scherer Cell 1-CCR

Sen's Slope Estimator

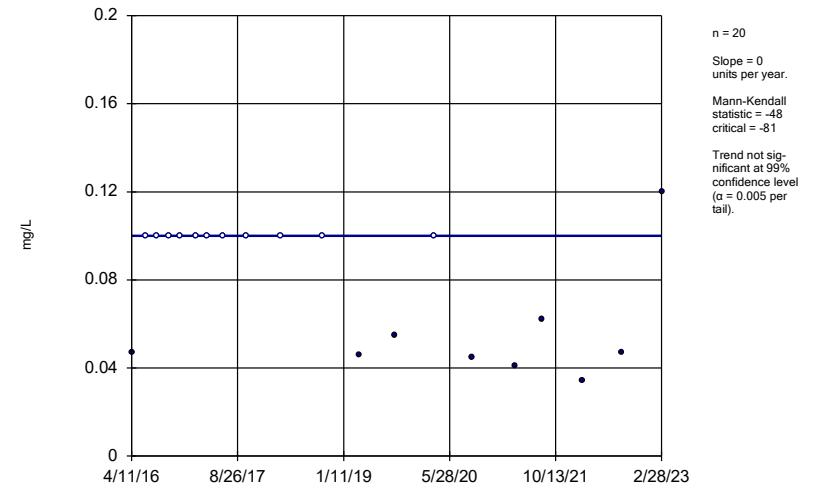
GWA-17 (bg)



Constituent: Fluoride Analysis Run 5/7/2023 2:46 PM View: Trend Tests
Plant Scherer Client: Southern Company Data: Scherer Cell 1-CCR

Sen's Slope Estimator

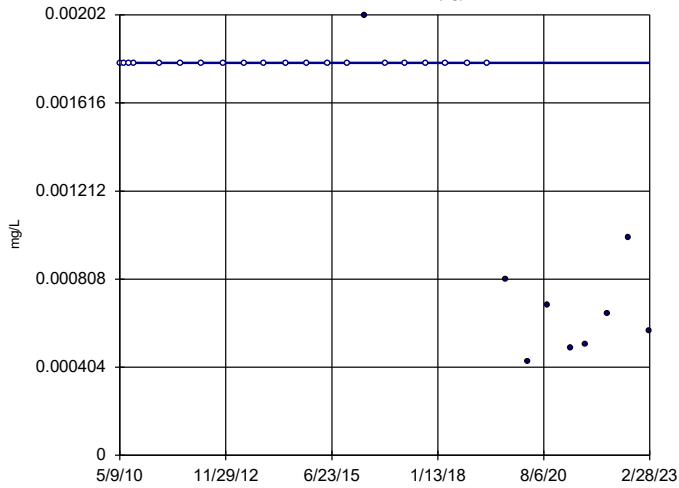
GWC-18



Constituent: Fluoride Analysis Run 5/7/2023 2:46 PM View: Trend Tests
Plant Scherer Client: Southern Company Data: Scherer Cell 1-CCR

Sen's Slope Estimator

GWA-15 (bg)

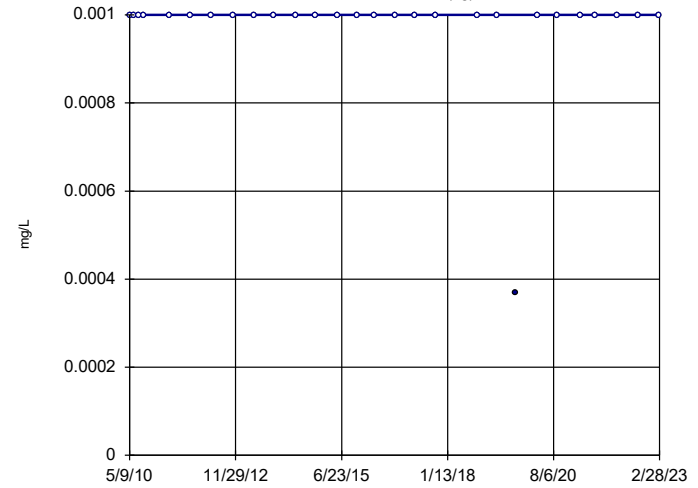


n = 29
Slope = 0
units per year.
Mann-Kendall
statistic = -156
critical = -139
Decreasing trend
significant at 99%
confidence level
($\alpha = 0.005$ per
tail).

Constituent: Nickel Analysis Run 5/7/2023 2:46 PM View: Trend Tests
Plant Scherer Client: Southern Company Data: Scherer Cell 1-CCR

Sen's Slope Estimator

GWA-16 (bg)

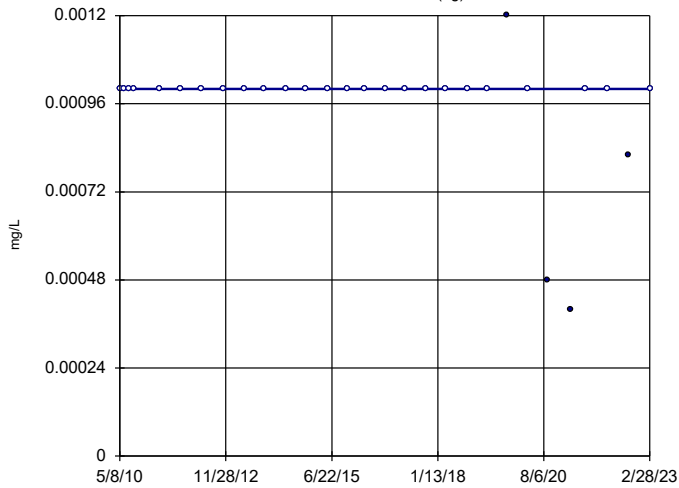


n = 28
Slope = 0
units per year.
Mann-Kendall
statistic = -13
critical = -131
Trend not sig-
nificant at 99%
confidence level
($\alpha = 0.005$ per
tail).

Constituent: Nickel Analysis Run 5/7/2023 2:46 PM View: Trend Tests
Plant Scherer Client: Southern Company Data: Scherer Cell 1-CCR

Sen's Slope Estimator

GWA-17 (bg)

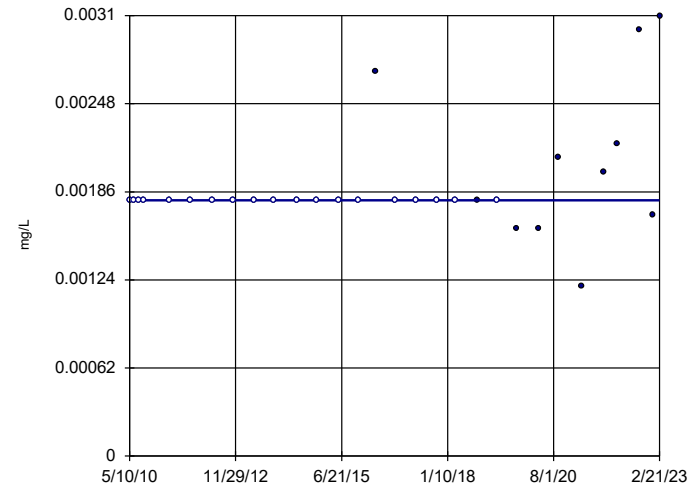


n = 29
Slope = 0
units per year.
Mann-Kendall
statistic = -46
critical = -139
Trend not sig-
nificant at 99%
confidence level
($\alpha = 0.005$ per
tail).

Constituent: Nickel Analysis Run 5/7/2023 2:46 PM View: Trend Tests
Plant Scherer Client: Southern Company Data: Scherer Cell 1-CCR

Sen's Slope Estimator

GWC-10

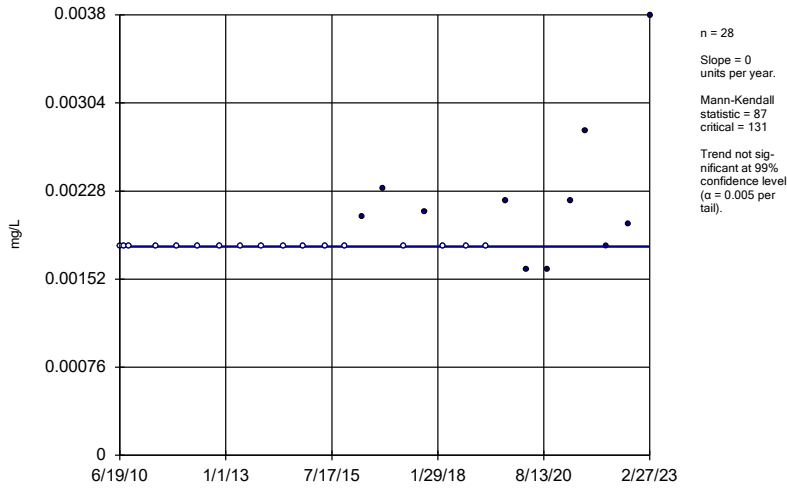


n = 30
Slope = 0
units per year.
Mann-Kendall
statistic = 42
critical = 146
Trend not sig-
nificant at 99%
confidence level
($\alpha = 0.005$ per
tail).

Constituent: Nickel Analysis Run 5/7/2023 2:46 PM View: Trend Tests
Plant Scherer Client: Southern Company Data: Scherer Cell 1-CCR

Sen's Slope Estimator

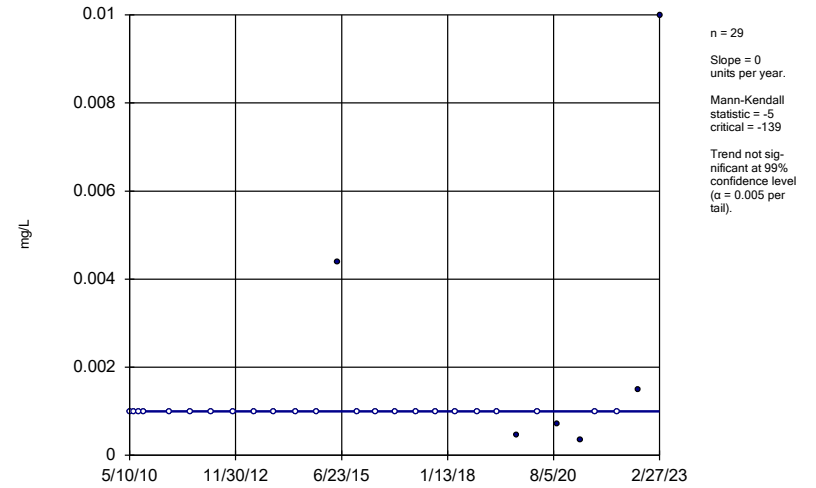
GWC-2



Constituent: Nickel Analysis Run 5/7/2023 2:46 PM View: Trend Tests
Plant Scherer Client: Southern Company Data: Scherer Cell 1-CCR

Sen's Slope Estimator

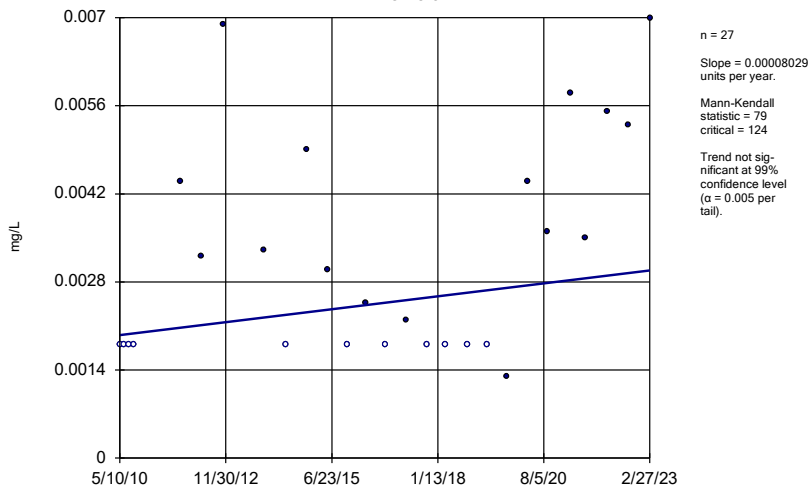
GWC-7



Constituent: Nickel Analysis Run 5/7/2023 2:46 PM View: Trend Tests
Plant Scherer Client: Southern Company Data: Scherer Cell 1-CCR

Sen's Slope Estimator

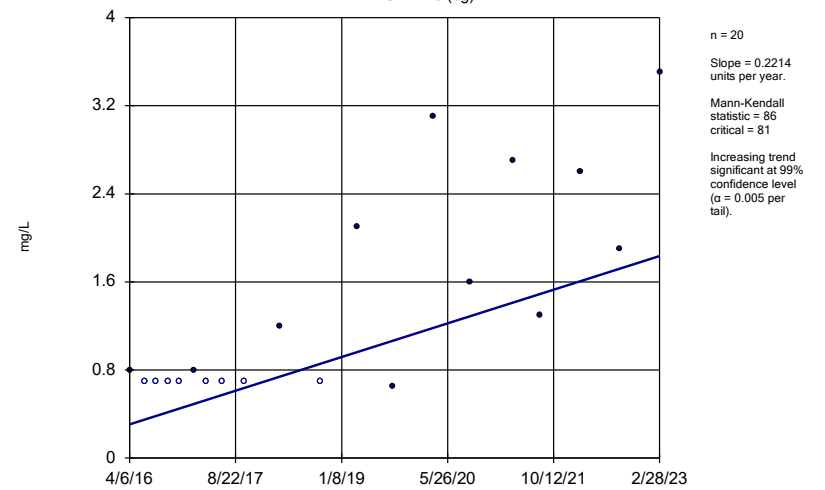
GWC-8A



Constituent: Nickel Analysis Run 5/7/2023 2:46 PM View: Trend Tests
Plant Scherer Client: Southern Company Data: Scherer Cell 1-CCR

Sen's Slope Estimator

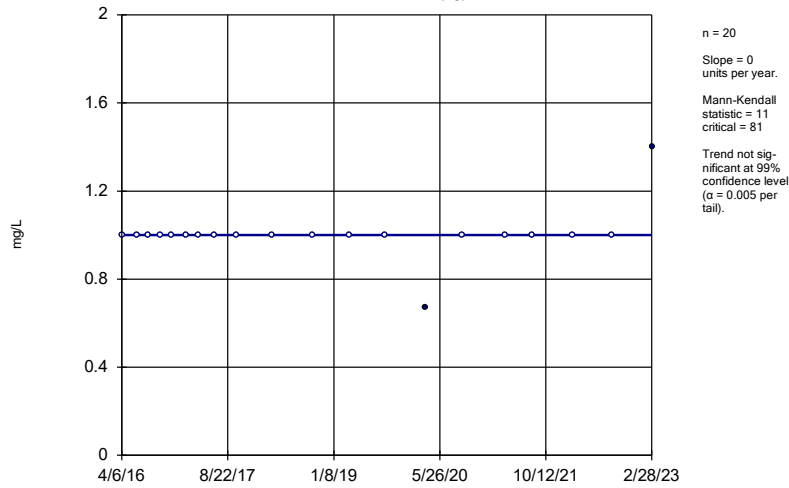
GWA-15 (bg)



Constituent: Sulfate Analysis Run 5/7/2023 2:46 PM View: Trend Tests
Plant Scherer Client: Southern Company Data: Scherer Cell 1-CCR

Sen's Slope Estimator

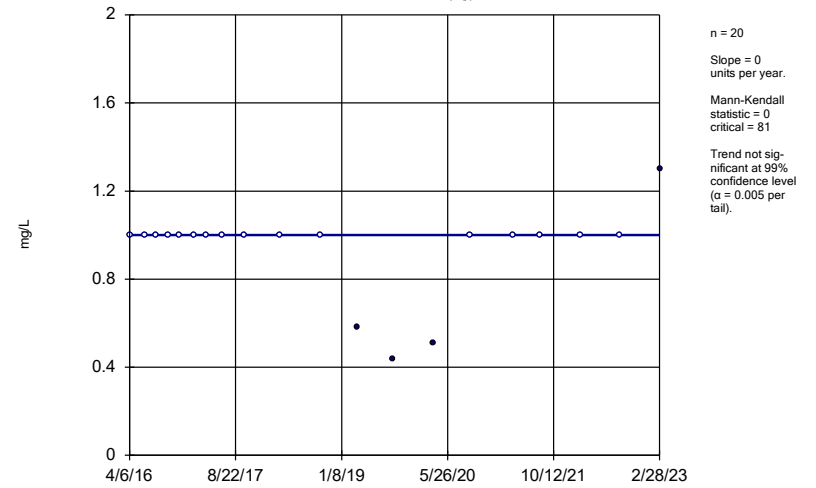
GWA-16 (bg)



Constituent: Sulfate Analysis Run 5/7/2023 2:46 PM View: Trend Tests
Plant Scherer Client: Southern Company Data: Scherer Cell 1-CCR

Sen's Slope Estimator

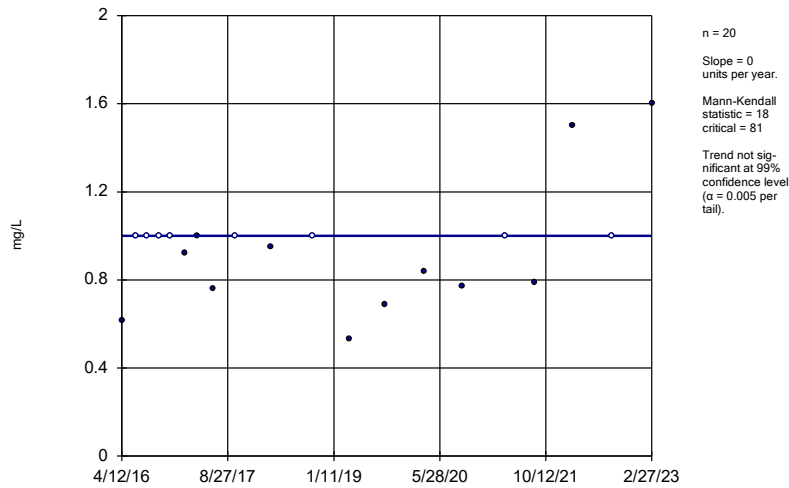
GWA-17 (bg)



Constituent: Sulfate Analysis Run 5/7/2023 2:46 PM View: Trend Tests
Plant Scherer Client: Southern Company Data: Scherer Cell 1-CCR

Sen's Slope Estimator

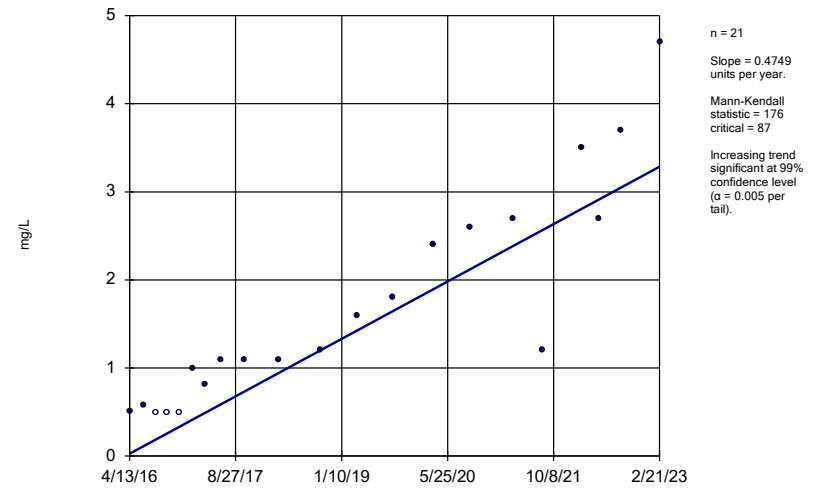
GWC-1



Constituent: Sulfate Analysis Run 5/7/2023 2:46 PM View: Trend Tests
Plant Scherer Client: Southern Company Data: Scherer Cell 1-CCR

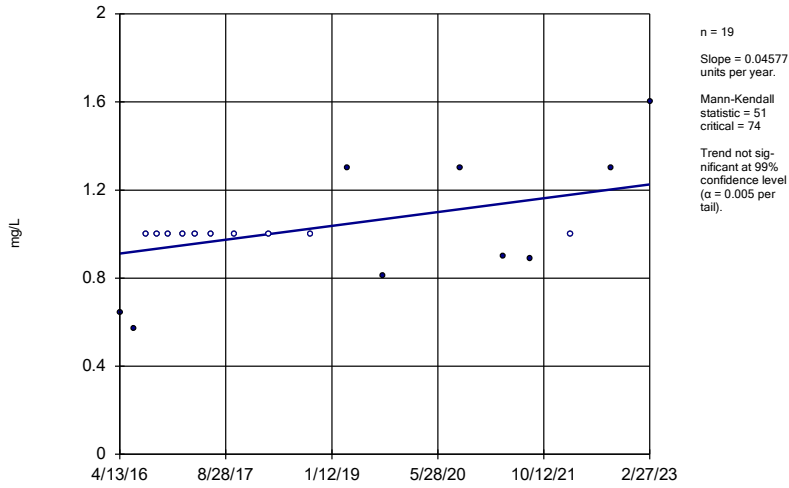
Sen's Slope Estimator

GWC-10



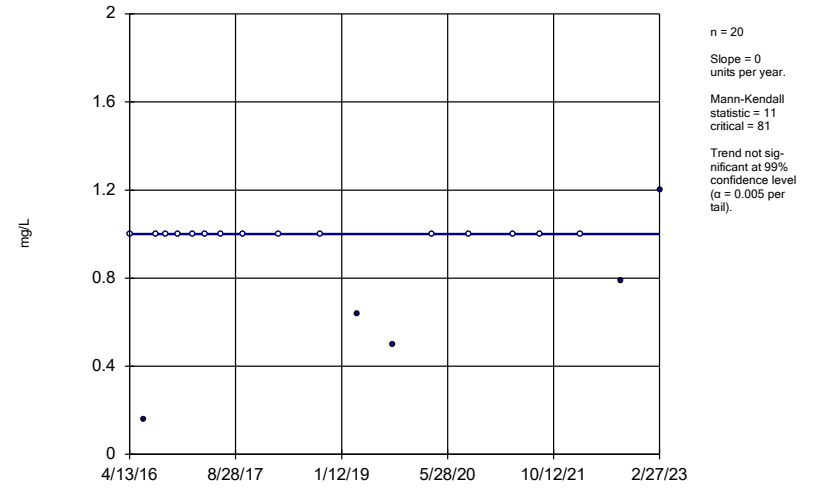
Constituent: Sulfate Analysis Run 5/7/2023 2:46 PM View: Trend Tests
Plant Scherer Client: Southern Company Data: Scherer Cell 1-CCR

Sen's Slope Estimator
GWC-13



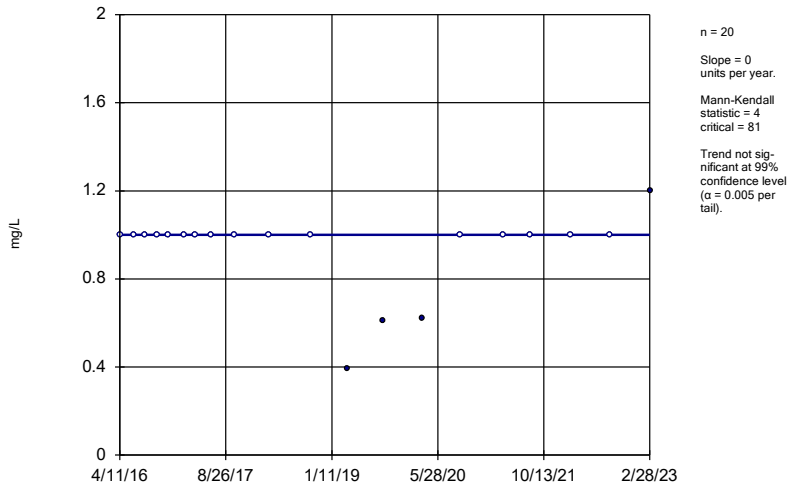
Constituent: Sulfate Analysis Run 5/7/2023 2:46 PM View: Trend Tests
Plant Scherer Client: Southern Company Data: Scherer Cell 1-CCR

Sen's Slope Estimator
GWC-14



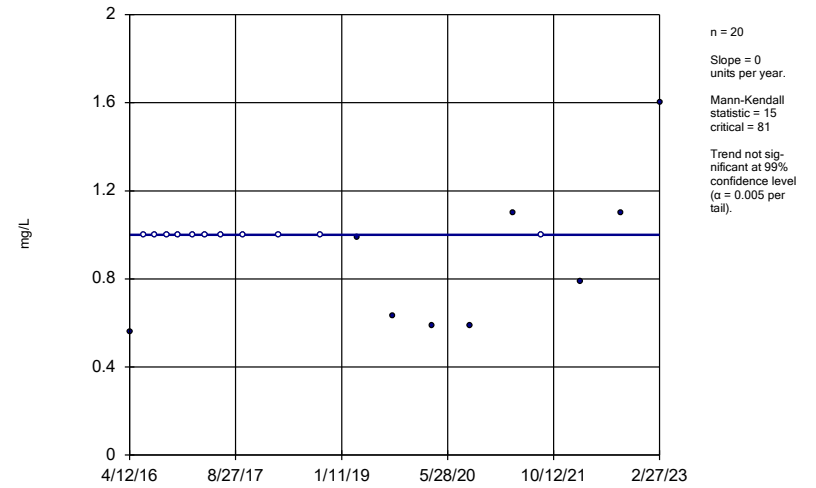
Constituent: Sulfate Analysis Run 5/7/2023 2:46 PM View: Trend Tests
Plant Scherer Client: Southern Company Data: Scherer Cell 1-CCR

Sen's Slope Estimator
GWC-18



Constituent: Sulfate Analysis Run 5/7/2023 2:46 PM View: Trend Tests
Plant Scherer Client: Southern Company Data: Scherer Cell 1-CCR

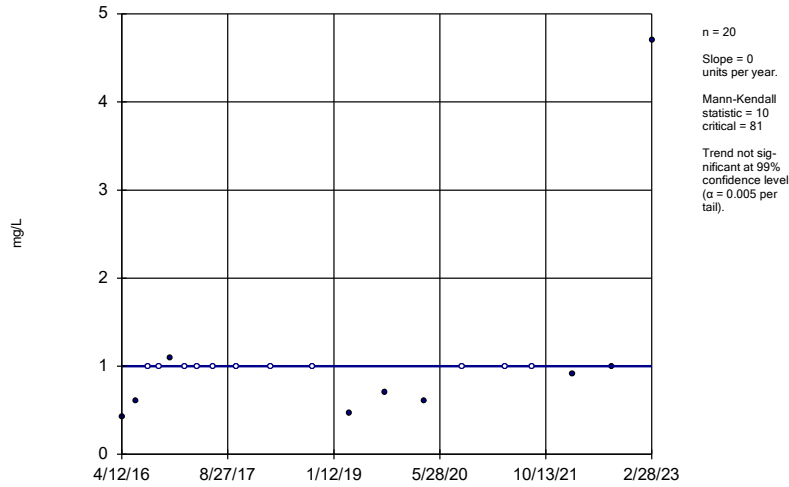
Sen's Slope Estimator
GWC-2



Constituent: Sulfate Analysis Run 5/7/2023 2:46 PM View: Trend Tests
Plant Scherer Client: Southern Company Data: Scherer Cell 1-CCR

Sen's Slope Estimator

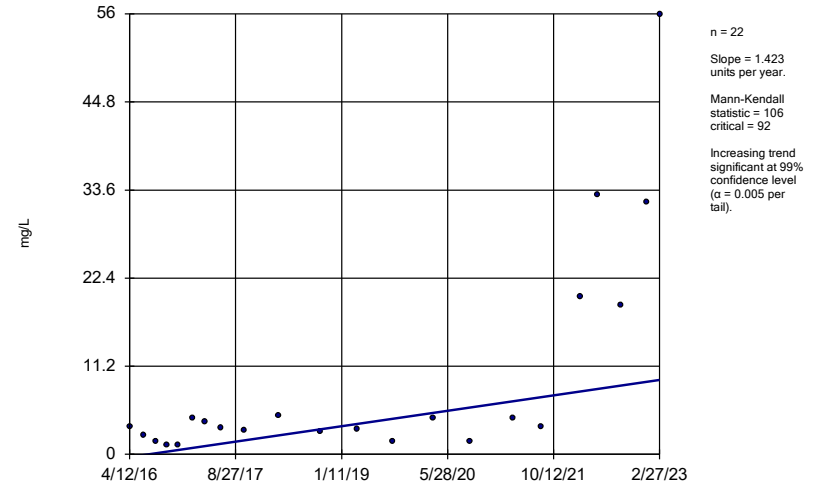
GWC-3



Constituent: Sulfate Analysis Run 5/7/2023 2:46 PM View: Trend Tests
Plant Scherer Client: Southern Company Data: Scherer Cell 1-CCR

Sen's Slope Estimator

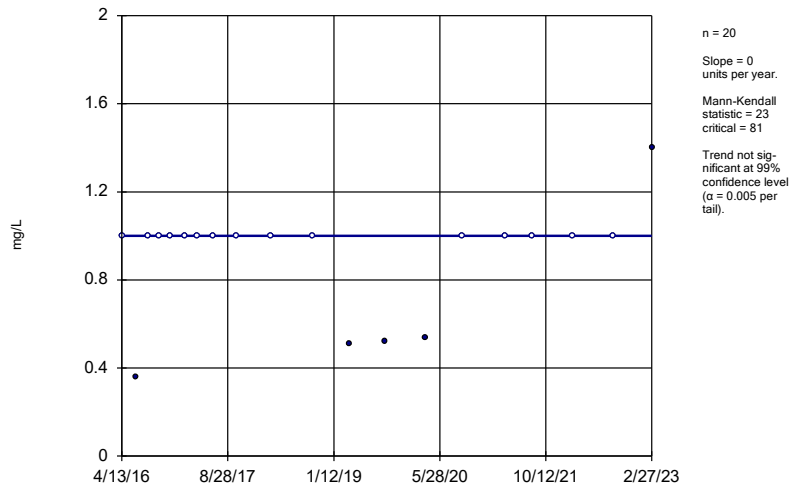
GWC-4



Constituent: Sulfate Analysis Run 5/7/2023 2:46 PM View: Trend Tests
Plant Scherer Client: Southern Company Data: Scherer Cell 1-CCR

Sen's Slope Estimator

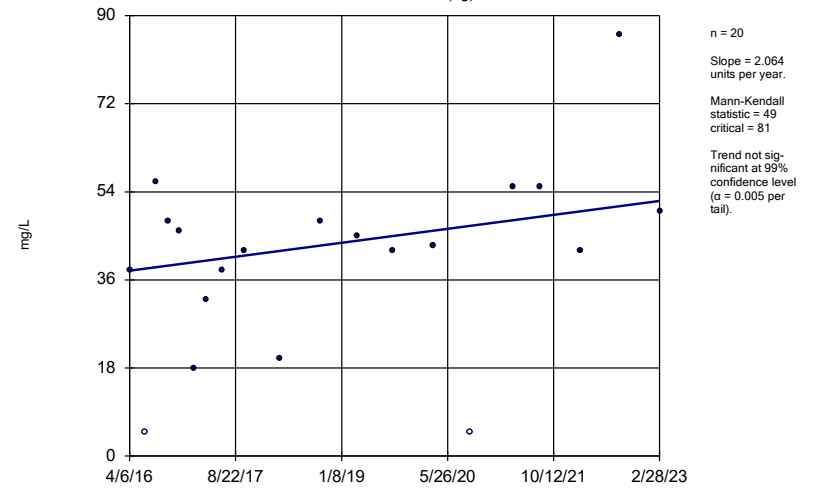
GWC-7



Constituent: Sulfate Analysis Run 5/7/2023 2:46 PM View: Trend Tests
Plant Scherer Client: Southern Company Data: Scherer Cell 1-CCR

Sen's Slope Estimator

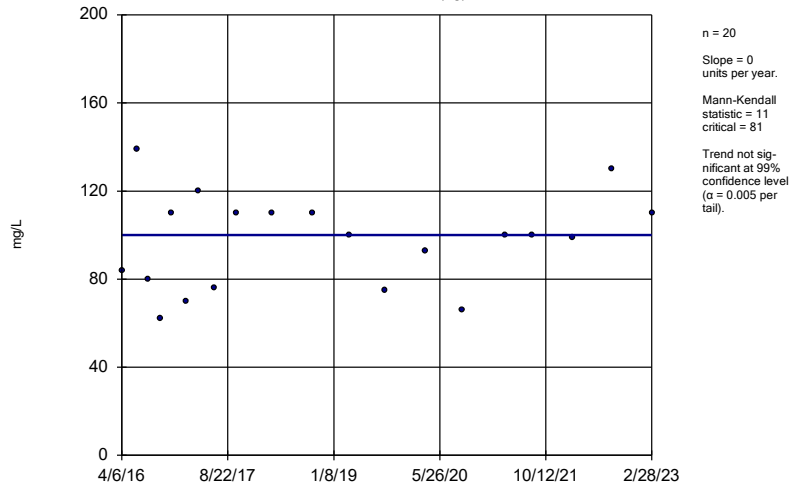
GWA-15 (bg)



Constituent: Total Dissolved Solids Analysis Run 5/7/2023 2:46 PM View: Trend Tests
Plant Scherer Client: Southern Company Data: Scherer Cell 1-CCR

Sen's Slope Estimator

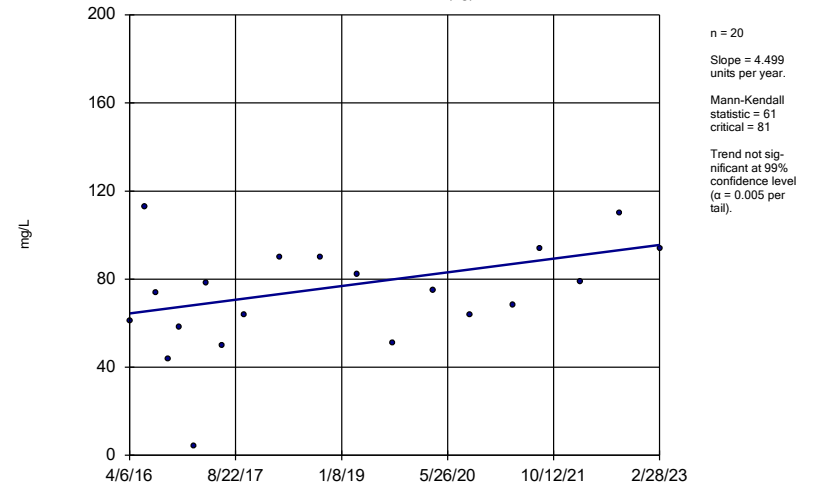
GWA-16 (bg)



Constituent: Total Dissolved Solids Analysis Run 5/7/2023 2:46 PM View: Trend Tests
Plant Scherer Client: Southern Company Data: Scherer Cell 1-CCR

Sen's Slope Estimator

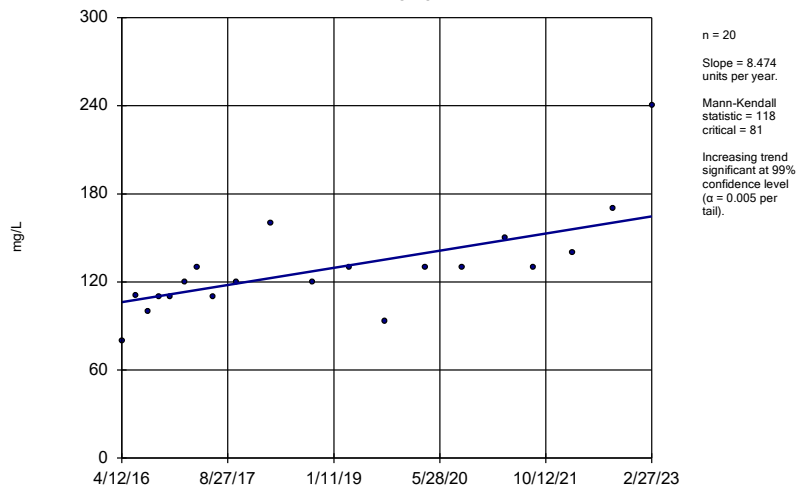
GWA-17 (bg)



Constituent: Total Dissolved Solids Analysis Run 5/7/2023 2:46 PM View: Trend Tests
Plant Scherer Client: Southern Company Data: Scherer Cell 1-CCR

Sen's Slope Estimator

GWC-4



Constituent: Total Dissolved Solids Analysis Run 5/7/2023 2:46 PM View: Trend Tests
Plant Scherer Client: Southern Company Data: Scherer Cell 1-CCR

FIGURE L.

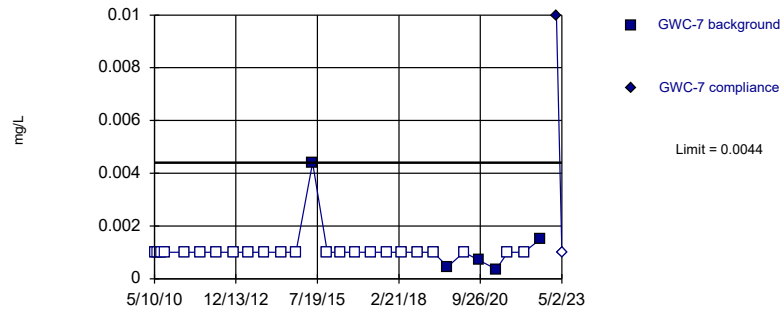
Appendix I Intrawell Prediction Limits - Resample Results (No Significant)

Plant Scherer Client: Southern Company Data: Scherer Cell 1-CCR Printed 5/23/2023, 5:05 PM

Constituent	Well	Upper Lim.	Lower Lim.	Date	Observ.	Sig.	Bg N	Bg Mean	Std. Dev.	%NDs	ND Adj.	Transform	Alpha	Method
Nickel (mg/L)	GWC-7	0.0044	n/a	5/2/2023	0.001ND	No	28	n/a	n/a	82.14	n/a	n/a	0.002337	NP Intra (NDs) 1 of 2
Nickel (mg/L)	GWC-8A	0.0069	n/a	5/2/2023	0.0062	No	26	n/a	n/a	42.31	n/a	n/a	0.002667	NP Intra (normality) 1 of 2

Within Limit

Prediction Limit
 Intrawell Non-parametric

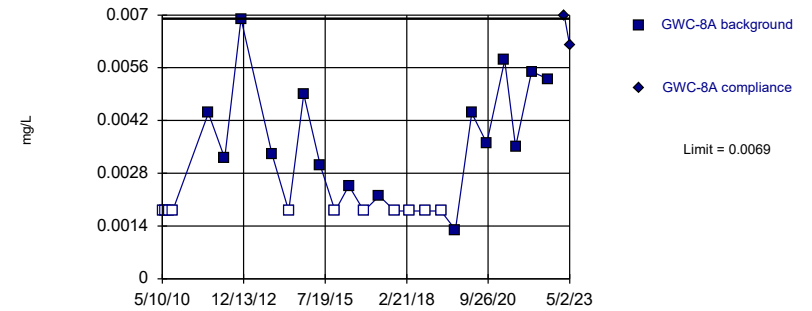


Non-parametric test used in lieu of parametric prediction limit because censored data exceeded 50%. Limit is highest of 28 background values. 82.14% NDs. Well-constituent pair annual alpha = 0.004669. Individual comparison alpha = 0.002337 (1 of 2).

Constituent: Nickel Analysis Run 5/23/2023 5:03 PM View: Appendix I - Resample
 Plant Scherer Client: Southern Company Data: Scherer Cell 1-CCR

Within Limit

Prediction Limit
 Intrawell Non-parametric



Non-parametric test used in lieu of parametric prediction limit because the Shapiro Wilk normality test showed the data to be non-normal at the 0.01 alpha level. Limit is highest of 26 background values. 42.31% NDs. Well-constituent pair annual alpha = 0.005327. Individual comparison alpha = 0.002667 (1 of 2).

Constituent: Nickel Analysis Run 5/23/2023 5:03 PM View: Appendix I - Resample
 Plant Scherer Client: Southern Company Data: Scherer Cell 1-CCR

Prediction Limit

Constituent: Nickel (mg/L) Analysis Run 5/23/2023 5:05 PM View: Appendix I - Resample
Plant Scherer Client: Southern Company Data: Scherer Cell 1-CCR

	GWC-7	GWC-7
5/10/2010	<0.001	
6/18/2010	<0.001	
7/28/2010	<0.001	
9/9/2010	<0.001	
4/30/2011	<0.001	
10/29/2011	<0.001	
5/4/2012	<0.001	
11/10/2012	<0.001	
5/9/2013	<0.001	
11/7/2013	<0.001	
5/21/2014	<0.001	
11/12/2014	<0.001	
5/24/2015	0.0044	
11/11/2015	<0.001	
4/13/2016	<0.001 (D)	
10/6/2016	<0.001	
4/7/2017	<0.001	
10/6/2017	<0.001	
3/22/2018	<0.001	
10/4/2018	<0.001	
3/27/2019	<0.001	
9/11/2019	0.00046 (J)	
3/19/2020	<0.001	
9/10/2020	0.0007 (J)	
4/1/2021	0.00036 (J)	
8/11/2021	<0.001	
2/15/2022	<0.001	
8/25/2022	0.0015	
2/27/2023		0.01
5/2/2023		<0.001

Prediction Limit

Constituent: Nickel (mg/L) Analysis Run 5/23/2023 5:05 PM View: Appendix I - Resample
Plant Scherer Client: Southern Company Data: Scherer Cell 1-CCR

	GWC-8A	GWC-8A
5/10/2010	<0.0018	
6/19/2010	<0.0018	
7/28/2010	<0.0018	
9/8/2010	<0.0018	
4/30/2011	0.008 (O)	
10/27/2011	0.0044 (J)	
5/4/2012	0.0032 (J)	
11/11/2012	0.0069	
5/10/2013	0.0093 (O)	
11/7/2013	0.0033 (J)	
5/21/2014	<0.0018	
11/13/2014	0.0049 (J)	
5/23/2015	0.003 (J)	
11/11/2015	<0.0018	
4/19/2016	0.00247 (J)	
10/10/2016	<0.0018	
4/7/2017	0.0022 (J)	
10/9/2017	<0.0018	
3/22/2018	<0.0018	
10/4/2018	<0.0018	
3/27/2019	<0.0018	
9/11/2019	0.0013	
3/18/2020	0.0044	
9/9/2020	0.0036	
4/5/2021	0.0058	
8/12/2021	0.0035	
2/15/2022	0.0055	
8/25/2022	0.0053	
2/27/2023		0.007
5/2/2023		0.0062

FIGURE M.

Appendix III Intrawell Prediction Limits - Resample Results (Significant)

Plant Scherer Client: Southern Company Data: Scherer Cell 1-CCR Printed 5/23/2023, 5:09 PM

Constituent	Well	Upper Lim.	Lower Lim.	Date	Observ.	Sig.	Bg N	Bg Mean	Std. Dev.	%NDs	ND Adj.	Transform	Alpha	Method
Chloride (mg/L)	GWC-4	16.42	n/a	5/2/2023	24	Yes	19	8.083	3.363	0	None	No	0.0004426	Param Intra 1 of 2
pH (S.U.)	GWC-3	6.199	5.711	5/2/2023	6.27	Yes	22	5.955	0.1016	0	None	No	0.0002213	Param Intra 1 of 2
pH (S.U.)	GWC-8A	7.26	6.24	5/2/2023	6.23	Yes	26	n/a	n/a	0	n/a	n/a	0.005334	NP Intra (normality) 1 of 2
Sulfate (mg/L)	GWC-10	1.2	n/a	5/2/2023	4.3	Yes	11	n/a	n/a	27.27	n/a	n/a	0.01276	NP Intra (normality) 1 of 2
Sulfate (mg/L)	GWC-3	1.1	n/a	5/2/2023	4.2	Yes	19	n/a	n/a	57.89	n/a	n/a	0.004832	NP Intra (NDs) 1 of 2
Total Dissolved Solids (mg/L)	GWC-4	178.1	n/a	5/2/2023	290	Yes	19	123.4	22.1	0	None	No	0.0004426	Param Intra 1 of 2

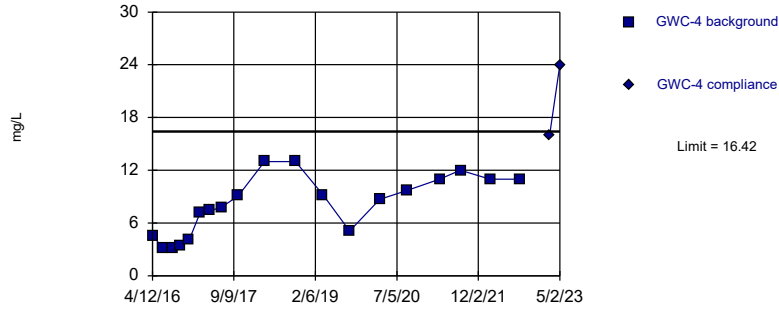
Appendix III Intrawell Prediction Limits - Resample Results

Plant Scherer Client: Southern Company Data: Scherer Cell 1-CCR Printed 5/23/2023, 5:09 PM

Constituent	Well	Upper Lim.	Lower Lim.	Date	Observ.	Sig.	Bg N	Bg Mean	Std. Dev.	%NDs	ND Adj.	Transform	Alpha	Method
Chloride (mg/L)	GWC-4	16.42	n/a	5/2/2023	24	Yes	19	8.083	3.363	0	None	No	0.0004426	Param Intra 1 of 2
pH (S.U.)	GWC-10	6.617	6.06	5/2/2023	6.3	No	24	6.338	0.1176	0	None	No	0.0002213	Param Intra 1 of 2
pH (S.U.)	GWC-3	6.199	5.711	5/2/2023	6.27	Yes	22	5.955	0.1016	0	None	No	0.0002213	Param Intra 1 of 2
pH (S.U.)	GWC-4	6.554	6.011	5/2/2023	6.13	No	24	6.282	0.1147	0	None	No	0.0002213	Param Intra 1 of 2
pH (S.U.)	GWC-7	6.42	5.96	5/2/2023	6.38	No	21	n/a	n/a	0	n/a	n/a	0.007998	NP Intra (normality) 1 of 2
pH (S.U.)	GWC-8A	7.26	6.24	5/2/2023	6.23	Yes	26	n/a	n/a	0	n/a	n/a	0.005334	NP Intra (normality) 1 of 2
Sulfate (mg/L)	GWC-10	1.2	n/a	5/2/2023	4.3	Yes	11	n/a	n/a	27.27	n/a	n/a	0.01276	NP Intra (normality) 1 of 2
Sulfate (mg/L)	GWC-3	1.1	n/a	5/2/2023	4.2	Yes	19	n/a	n/a	57.89	n/a	n/a	0.004832	NP Intra (NDs) 1 of 2
Total Dissolved Solids (mg/L)	GWC-4	178.1	n/a	5/2/2023	290	Yes	19	123.4	22.1	0	None	No	0.0004426	Param Intra 1 of 2

Exceeds Limit

Prediction Limit
Intrawell Parametric

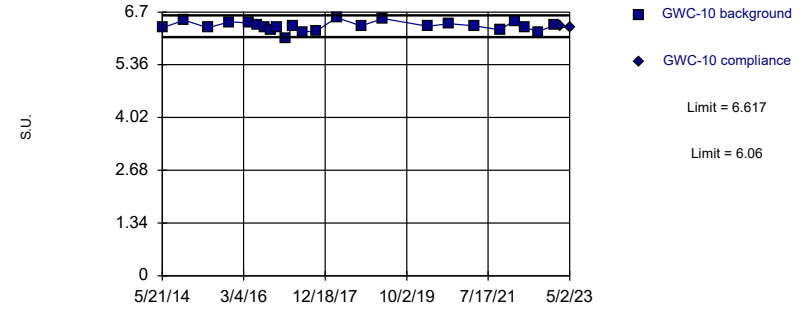


Background Data Summary: Mean=8.083, Std. Dev.=3.363, n=19. Normality test: Shapiro Wilk @alpha = 0.05, calculated = 0.9273, critical = 0.901. Kappa = 2.478 (c=7, w=17, 1 of 2, event alpha = 0.05132). Report alpha = 0.0004426.

Constituent: Chloride Analysis Run 5/23/2023 5:07 PM View: Appendix III - Resample
Plant Scherer Client: Southern Company Data: Scherer Cell 1-CCR

Within Limits

Prediction Limit
Intrawell Parametric

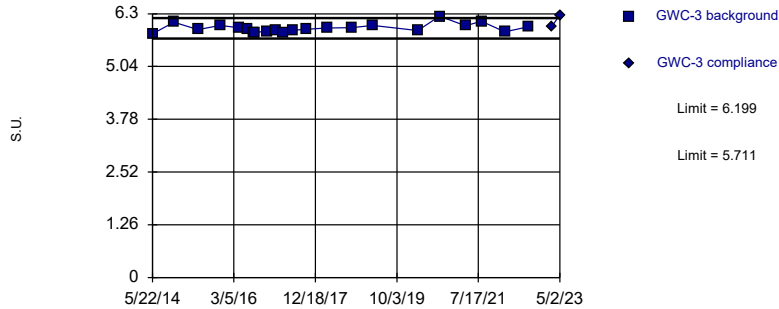


Background Data Summary: Mean=6.338, Std. Dev.=0.1176, n=24. Normality test: Shapiro Wilk @alpha = 0.01, calculated = 0.9715, critical = 0.884. Kappa = 2.366 (c=7, w=17, 1 of 2, event alpha = 0.05132). Report alpha = 0.0004426.

Constituent: pH Analysis Run 5/23/2023 5:07 PM View: Appendix III - Resample
Plant Scherer Client: Southern Company Data: Scherer Cell 1-CCR

Exceeds Limits

Prediction Limit
Intrawell Parametric

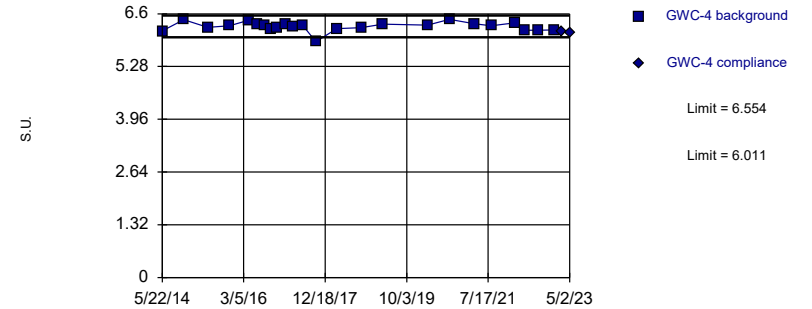


Background Data Summary: Mean=5.955, Std. Dev.=0.1016, n=22. Normality test: Shapiro Wilk @alpha = 0.01, calculated = 0.9136, critical = 0.878. Kappa = 2.406 (c=7, w=17, 1 of 2, event alpha = 0.05132). Report alpha = 0.0004426.

Constituent: pH Analysis Run 5/23/2023 5:07 PM View: Appendix III - Resample
Plant Scherer Client: Southern Company Data: Scherer Cell 1-CCR

Within Limits

Prediction Limit
Intrawell Parametric

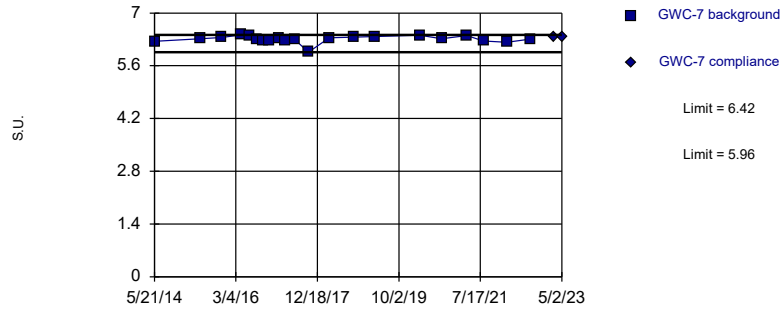


Background Data Summary: Mean=6.282, Std. Dev.=0.1147, n=24. Normality test: Shapiro Wilk @alpha = 0.01, calculated = 0.8874, critical = 0.884. Kappa = 2.366 (c=7, w=17, 1 of 2, event alpha = 0.05132). Report alpha = 0.0004426.

Constituent: pH Analysis Run 5/23/2023 5:07 PM View: Appendix III - Resample
Plant Scherer Client: Southern Company Data: Scherer Cell 1-CCR

Within Limits

Prediction Limit Intrawell Non-parametric

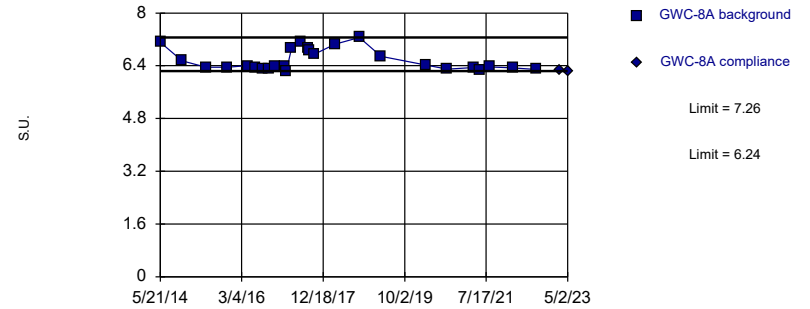


Non-parametric test used in lieu of parametric prediction limit because the Shapiro Wilk normality test showed the data to be non-normal at the 0.01 alpha level. Limits are highest and lowest of 21 background values. Well-constituent pair annual alpha = 0.01596. Individual comparison alpha = 0.007998 (1 of 2).

Constituent: pH Analysis Run 5/23/2023 5:07 PM View: Appendix III - Resample
Plant Scherer Client: Southern Company Data: Scherer Cell 1-CCR

Exceeds Limits

Prediction Limit Intrawell Non-parametric

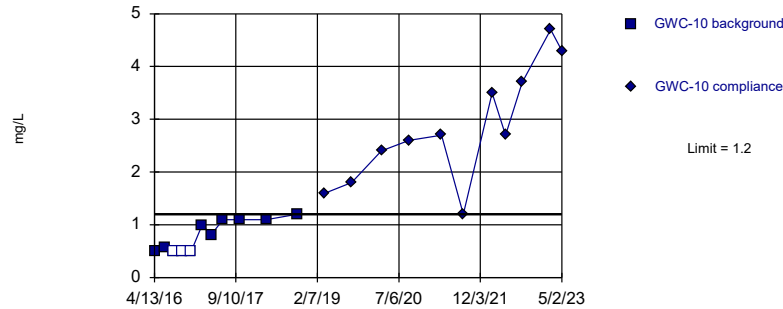


Non-parametric test used in lieu of parametric prediction limit because the Shapiro Wilk normality test showed the data to be non-normal at the 0.01 alpha level. Limits are highest and lowest of 26 background values. Well-constituent pair annual alpha = 0.01065. Individual comparison alpha = 0.005334 (1 of 2).

Constituent: pH Analysis Run 5/23/2023 5:07 PM View: Appendix III - Resample
Plant Scherer Client: Southern Company Data: Scherer Cell 1-CCR

Exceeds Limit

Prediction Limit Intrawell Non-parametric

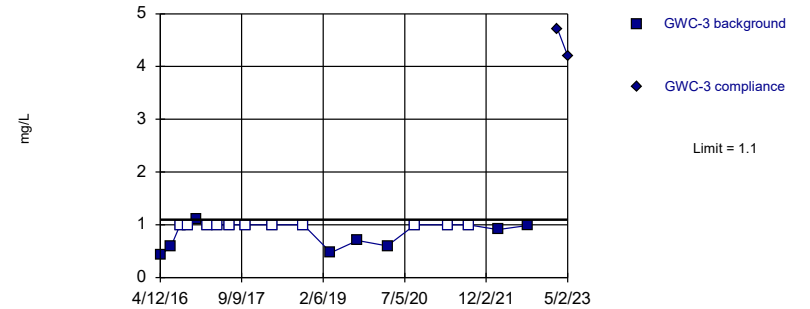


Non-parametric test used in lieu of parametric prediction limit because the Shapiro Wilk normality test showed the data to be non-normal at the 0.05 alpha level. Limit is highest of 11 background values. 27.27% NDs. Well-constituent pair annual alpha = 0.02537. Individual comparison alpha = 0.01276 (1 of 2).

Constituent: Sulfate Analysis Run 5/23/2023 5:07 PM View: Appendix III - Resample
Plant Scherer Client: Southern Company Data: Scherer Cell 1-CCR

Exceeds Limit

Prediction Limit Intrawell Non-parametric



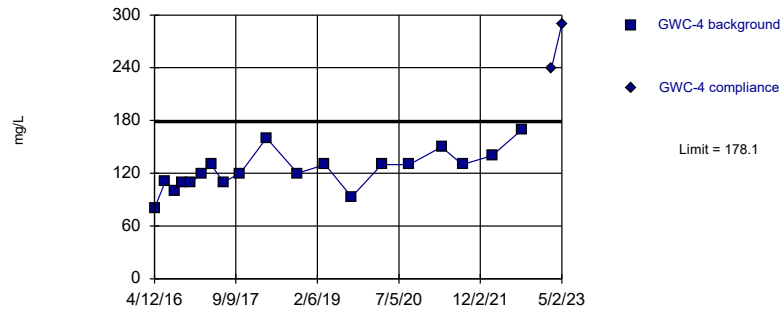
Non-parametric test used in lieu of parametric prediction limit because censored data exceeded 50%. Limit is highest of 19 background values. 57.89% NDs. Well-constituent pair annual alpha = 0.009641. Individual comparison alpha = 0.004832 (1 of 2).

Constituent: Sulfate Analysis Run 5/23/2023 5:07 PM View: Appendix III - Resample
Plant Scherer Client: Southern Company Data: Scherer Cell 1-CCR

Exceeds Limit

Prediction Limit

Intrawell Parametric



Background Data Summary: Mean=123.4, Std. Dev.=22.1, n=19. Normality test: Shapiro Wilk @alpha = 0.05, calculated = 0.9712, critical = 0.901. Kappa = 2.478 (c=7, w=17, 1 of 2, event alpha = 0.05132). Report alpha = 0.0004426.

Constituent: Total Dissolved Solids Analysis Run 5/23/2023 5:07 PM View: Appendix III - Resample
Plant Scherer Client: Southern Company Data: Scherer Cell 1-CCR

Prediction Limit

Constituent: Chloride (mg/L) Analysis Run 5/23/2023 5:09 PM View: Appendix III - Resample
Plant Scherer Client: Southern Company Data: Scherer Cell 1-CCR

	GWC-4	GWC-4
4/12/2016	4.57	
6/20/2016	3.1	
8/16/2016	3.2	
10/6/2016	3.4	
11/30/2016	4.1	
2/8/2017	7.2	
4/6/2017	7.4	
6/22/2017	7.8	
10/6/2017	9.1	
3/21/2018	13	
10/3/2018	13	
3/26/2019	9.2	
9/10/2019	5.1	
3/19/2020	8.7	
9/10/2020	9.7	
4/2/2021	11	
8/12/2021	12	
2/15/2022	11	
8/25/2022	11	
2/27/2023		16
5/2/2023		24

Prediction Limit

Constituent: pH (S.U.) Analysis Run 5/23/2023 5:09 PM View: Appendix III - Resample
Plant Scherer Client: Southern Company Data: Scherer Cell 1-CCR

	GWC-10	GWC-10
5/21/2014	6.3	
11/12/2014	6.49	
5/23/2015	6.3	
11/12/2015	6.45	
4/13/2016	6.42 (D)	
6/21/2016	6.36	
8/15/2016	6.3	
10/5/2016	6.25	
12/1/2016	6.32	
2/8/2017	6.04	
4/6/2017	6.35	
6/21/2017	6.2	
10/5/2017	6.21	
3/21/2018	6.56	
10/2/2018	6.35	
3/27/2019	6.53	
3/18/2020	6.34	
9/9/2020	6.4	
4/1/2021	6.35	
10/18/2021	6.25	
2/15/2022	6.48	
5/12/2022	6.31 (R)	
8/25/2022	6.2	
12/28/2022	6.36 (R)	
2/21/2023		6.33
5/2/2023		6.3

Prediction Limit

Constituent: pH (S.U.) Analysis Run 5/23/2023 5:09 PM View: Appendix III - Resample
Plant Scherer Client: Southern Company Data: Scherer Cell 1-CCR

	GWC-3	GWC-3
5/22/2014	5.82	
11/9/2014	6.1	
5/22/2015	5.92	
11/16/2015	6.02	
4/12/2016	5.97 (D)	
6/20/2016	5.93	
8/12/2016	5.86	
8/16/2016	5.86	
10/5/2016	5.1 (O)	
11/30/2016	5.88	
2/8/2017	5.89	
4/6/2017	5.84	
6/21/2017	5.91	
10/5/2017	5.93	
3/21/2018	5.96	
10/3/2018	5.97	
3/26/2019	6.02	
3/18/2020	5.9	
9/10/2020	6.24	
4/6/2021	6.01	
8/12/2021	6.12	
2/15/2022	5.87	
8/25/2022	5.99	
2/28/2023		6
5/2/2023		6.27

Prediction Limit

Constituent: pH (S.U.) Analysis Run 5/23/2023 5:09 PM View: Appendix III - Resample
Plant Scherer Client: Southern Company Data: Scherer Cell 1-CCR

	GWC-4	GWC-4
5/22/2014	6.17	
11/9/2014	6.45	
5/22/2015	6.26	
11/11/2015	6.3	
4/12/2016	6.44 (D)	
6/20/2016	6.33	
8/16/2016	6.3	
10/6/2016	6.21	
11/30/2016	6.26	
2/8/2017	6.35	
4/6/2017	6.29	
6/22/2017	6.31	
10/6/2017	5.9	
3/21/2018	6.23	
10/3/2018	6.25	
3/26/2019	6.34	
3/19/2020	6.32	
9/10/2020	6.46	
4/2/2021	6.35	
8/12/2021	6.3	
2/15/2022	6.37	
5/12/2022	6.19 (R)	
8/25/2022	6.19	
12/28/2022	6.2 (R)	
2/27/2023		6.17
5/2/2023		6.13

Prediction Limit

Constituent: pH (S.U.) Analysis Run 5/23/2023 5:09 PM View: Appendix III - Resample
Plant Scherer Client: Southern Company Data: Scherer Cell 1-CCR

	GWC-7	GWC-7
5/21/2014	6.25	
5/24/2015	6.32	
11/11/2015	6.35	
4/13/2016	6.42	
6/20/2016	6.4	
8/15/2016	6.31	
10/6/2016	6.27	
12/1/2016	6.28	
2/9/2017	6.32	
4/7/2017	6.28	
6/22/2017	6.29	
10/6/2017	5.96	
3/22/2018	6.34	
10/4/2018	6.36	
3/27/2019	6.38	
3/19/2020	6.41	
9/10/2020	6.32	
4/1/2021	6.4	
8/11/2021	6.26	
2/15/2022	6.22	
8/25/2022	6.31	
2/27/2023		6.35
5/2/2023		6.38

Prediction Limit

Constituent: pH (S.U.) Analysis Run 5/23/2023 5:09 PM View: Appendix III - Resample
Plant Scherer Client: Southern Company Data: Scherer Cell 1-CCR

	GWC-8A	GWC-8A
5/21/2014	7.11	
11/13/2014	6.55	
5/23/2015	6.36	
11/11/2015	6.36	
4/19/2016	6.4	
6/23/2016	6.35	
8/23/2016	6.29	
10/10/2016	6.3	
12/1/2016	6.37	
2/9/2017	6.39	
2/27/2017	6.24	
4/7/2017	6.93	
6/21/2017	7.11 (D)	
8/15/2017	6.95	
9/1/2017	6.86	
10/9/2017	6.75	
3/22/2018	7.05	
10/4/2018	7.26	
3/27/2019	6.69	
3/18/2020	6.42	
9/9/2020	6.3	
4/5/2021	6.35	
6/1/2021	6.28	
8/12/2021	6.37	
2/15/2022	6.34	
8/25/2022	6.29	
2/27/2023		6.27
5/2/2023		6.23

Prediction Limit

Constituent: Sulfate (mg/L) Analysis Run 5/23/2023 5:09 PM View: Appendix III - Resample
Plant Scherer Client: Southern Company Data: Scherer Cell 1-CCR

	GWC-10	GWC-10
4/13/2016	0.51 (JD)	
6/21/2016	0.58 (J)	
8/15/2016	<1	
10/5/2016	<1	
12/1/2016	<1	
2/8/2017	1	
4/6/2017	0.81 (J)	
6/21/2017	1.1	
10/5/2017	1.1	
3/21/2018	1.1	
10/2/2018	1.2	
3/27/2019		1.6
9/11/2019		1.8
3/18/2020		2.4
9/9/2020		2.6
4/1/2021		2.7
8/17/2021		1.2
2/15/2022		3.5
5/12/2022		2.7 (R)
8/25/2022		3.7
2/21/2023		4.7
5/2/2023		4.3

Prediction Limit

Constituent: Sulfate (mg/L) Analysis Run 5/23/2023 5:09 PM View: Appendix III - Resample
Plant Scherer Client: Southern Company Data: Scherer Cell 1-CCR

	GWC-3	GWC-3
4/12/2016	0.419 (JD)	
6/20/2016	0.6 (J)	
8/16/2016	<1	
10/5/2016	<1	
11/30/2016	1.1	
2/8/2017	<1	
4/6/2017	<1	
6/21/2017	<1	
10/5/2017	<1	
3/21/2018	<1	
10/3/2018	<1	
3/26/2019	0.47 (J)	
9/10/2019	0.7 (J)	
3/18/2020	0.6 (J)	
9/10/2020	<1	
4/6/2021	<1	
8/12/2021	<1	
2/15/2022	0.91 (J)	
8/25/2022	0.99 (J)	
2/28/2023		4.7
5/2/2023		4.2

Prediction Limit

Constituent: Total Dissolved Solids (mg/L) Analysis Run 5/23/2023 5:09 PM View: Appendix III - Resample
Plant Scherer Client: Southern Company Data: Scherer Cell 1-CCR

	GWC-4	GWC-4
4/12/2016	80	
6/20/2016	111	
8/16/2016	100	
10/6/2016	110	
11/30/2016	110	
2/8/2017	120	
4/6/2017	130	
6/22/2017	110	
10/6/2017	120	
3/21/2018	160	
10/3/2018	120	
3/26/2019	130	
9/10/2019	93	
3/19/2020	130	
9/10/2020	130	
4/2/2021	150	
8/12/2021	130	
2/15/2022	140	
8/25/2022	170	
2/27/2023		240
5/2/2023		290

FIGURE N.

Appendix III Interwell Prediction Limits - Two-Step - Resample Results (Significant)

Plant Scherer Client: Southern Company Data: Scherer Cell 1-CCR Printed 5/23/2023, 5:11 PM

Constituent	Well	Upper Lim.	Lower Lim.	Date	Observ.	Sig.	Bg N	Bg Mean	Std. Dev.	%NDs	ND Adj.	Transform	Alpha	Method
Chloride (mg/L)	GWC-4	7.2	n/a	5/2/2023	24	Yes	60	n/a	n/a	0	n/a	n/a	0.0005088	NP Inter (normality) 1 of 2
Sulfate (mg/L)	GWC-10	3.5	n/a	5/2/2023	4.3	Yes	60	n/a	n/a	70	n/a	n/a	0.0005088	NP Inter (NDs) 1 of 2
Sulfate (mg/L)	GWC-3	3.5	n/a	5/2/2023	4.2	Yes	60	n/a	n/a	70	n/a	n/a	0.0005088	NP Inter (NDs) 1 of 2
Total Dissolved Solids (mg/L)	GWC-4	137.7	n/a	5/2/2023	290	Yes	60	70.02	31.59	3.333	None	No	0.0004426	Param Inter 1 of 2

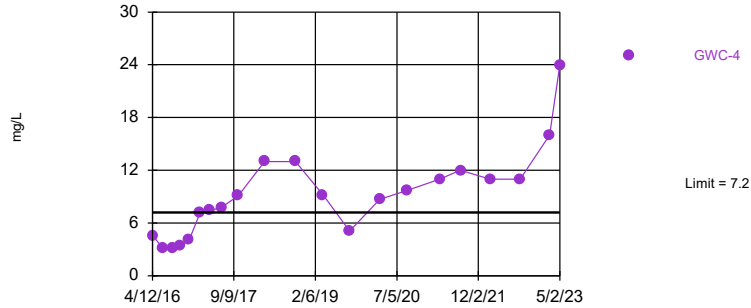
Appendix III Interwell Prediction Limits - Two-Step - Resample Results

Plant Scherer Client: Southern Company Data: Scherer Cell 1-CCR Printed 5/23/2023, 5:11 PM

Constituent	Well	Upper Lim.	Lower Lim.	Date	Observ.	Sig.	Bg N	Bg Mean	Std. Dev.	%NDs	ND Adj.	Transform	Alpha	Method
Chloride (mg/L)	GWC-4	7.2	n/a	5/2/2023	24	Yes	60	n/a	n/a	0	n/a	n/a	0.0005088	NP Inter (normality) 1 of 2
pH (S.U.)	GWC-3	6.52	5.27	5/2/2023	6.27	No	70	n/a	n/a	0	n/a	n/a	0.0007598	NP Inter (normality) 1 of 2
pH (S.U.)	GWC-8A	6.52	5.27	5/2/2023	6.23	No	70	n/a	n/a	0	n/a	n/a	0.0007598	NP Inter (normality) 1 of 2
Sulfate (mg/L)	GWC-10	3.5	n/a	5/2/2023	4.3	Yes	60	n/a	n/a	70	n/a	n/a	0.0005088	NP Inter (NDs) 1 of 2
Sulfate (mg/L)	GWC-3	3.5	n/a	5/2/2023	4.2	Yes	60	n/a	n/a	70	n/a	n/a	0.0005088	NP Inter (NDs) 1 of 2
Total Dissolved Solids (mg/L)	GWC-4	137.7	n/a	5/2/2023	290	Yes	60	70.02	31.59	3.333	None	No	0.0004426	Param Inter 1 of 2

Exceeds Limit: GWC-4

Prediction Limit
Interwell Non-parametric

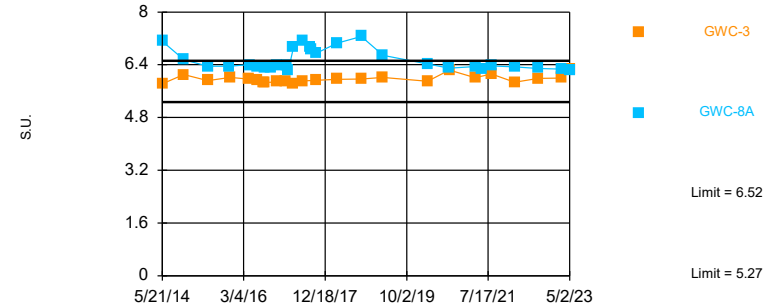


Non-parametric test used in lieu of parametric prediction limit because the Shapiro Francia normality test showed the data to be non-normal at the 0.01 alpha level. Limit is highest of 60 background values. Annual per-constituent alpha = 0.01716. Individual comparison alpha = 0.0005088 (1 of 2). Assumes 16 future values.

Constituent: Chloride Analysis Run 5/23/2023 5:10 PM View: Appendix III - Resample Interwell
Plant Scherer Client: Southern Company Data: Scherer Cell 1-CCR

Within Limits

Prediction Limit
Interwell Non-parametric

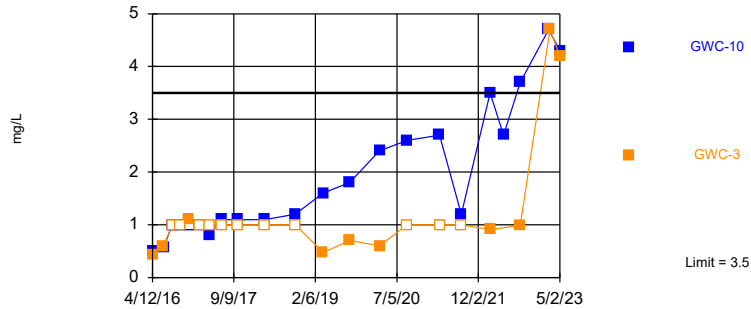


Non-parametric test used in lieu of parametric prediction limit because the Shapiro Francia normality test showed the data to be non-normal at the 0.01 alpha level. Limits are highest and lowest of 70 background values. Annual per-constituent alpha = 0.02567. Individual comparison alpha = 0.0007598 (1 of 2). Comparing 2 points to limit. Assumes 15 future values.

Constituent: pH Analysis Run 5/23/2023 5:10 PM View: Appendix III - Resample Interwell
Plant Scherer Client: Southern Company Data: Scherer Cell 1-CCR

Exceeds Limit: GWC-10, GWC-3

Prediction Limit
Interwell Non-parametric

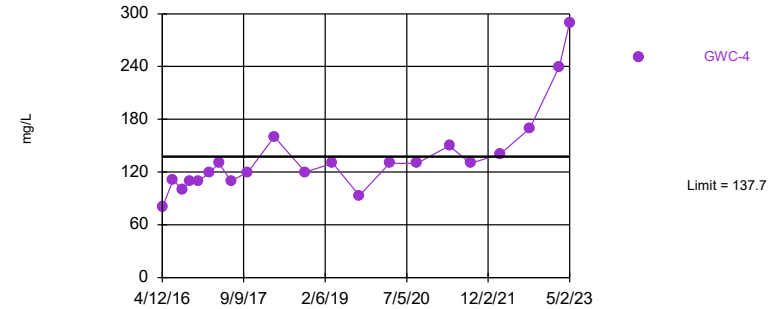


Non-parametric test used in lieu of parametric prediction limit because censored data exceeded 50%. Limit is highest of 60 background values. 70% NDs. Annual per-constituent alpha = 0.01716. Individual comparison alpha = 0.0005088 (1 of 2). Comparing 2 points to limit. Assumes 15 future values.

Constituent: Sulfate Analysis Run 5/23/2023 5:10 PM View: Appendix III - Resample Interwell
Plant Scherer Client: Southern Company Data: Scherer Cell 1-CCR

Exceeds Limit: GWC-4

Prediction Limit
Interwell Parametric



Background Data Summary: Mean=70.02, Std. Dev.=31.59, n=60, 3.333% NDs. Normality test: Shapiro Francia @alpha = 0.01, calculated = 0.9872, critical = 0.945. Kappa = 2.142 (c=7, w=17, 1 of 2, event alpha = 0.05132). Report alpha = 0.007498. Individual comparison alpha = 0.0004426. Assumes 16 future values.

Constituent: Total Dissolved Solids Analysis Run 5/23/2023 5:10 PM View: Appendix III - Resample Interw
Plant Scherer Client: Southern Company Data: Scherer Cell 1-CCR

Prediction Limit

Constituent: Chloride (mg/L) Analysis Run 5/23/2023 5:11 PM View: Appendix III - Resample Interwell

Plant Scherer Client: Southern Company Data: Scherer Cell 1-CCR

	GWA-15 (bg)	GWA-16 (bg)	GWA-17 (bg)	GWC-4
4/6/2016	5.342	1.789	1.69	
4/12/2016				4.57
6/15/2016	5.2	2.1	1.9	
6/20/2016				3.1
8/10/2016	5.5	1.8	1.7	
8/16/2016				3.2
10/4/2016	5.4	1.7		
10/5/2016			1.6	
10/6/2016				3.4
11/29/2016		1.7	1.7	
11/30/2016	5.4			4.1
2/7/2017	5.1	1.6	1.6	
2/8/2017				7.2
4/4/2017	5.1	1.6	1.5	
4/6/2017				7.4
6/20/2017	5.2	1.6	1.5	
6/22/2017				7.8
10/4/2017	5.2			
10/5/2017		1.5	1.5	
10/6/2017				9.1
3/20/2018	5.6 (D)	1.5	1.4	
3/21/2018				13
10/2/2018	6.3	1.6	1.5	
10/3/2018				13
3/26/2019	5.5	1.5	1.3	9.2
9/10/2019	5.2	1.4	1.3	5.1
3/18/2020	5.4	1.7	2	
3/19/2020				8.7
9/9/2020	6.1	1.6	1.3	
9/10/2020				9.7
4/1/2021	7	1.8	1.5	
4/2/2021				11
8/11/2021	7.2	1.8	1.4	
8/12/2021				12
2/15/2022	6.5	1.6	1.4	11
8/24/2022			1.4	
8/25/2022	6.9	1.6		11
2/27/2023				16
2/28/2023	6.3	1.7	1.4	
5/2/2023				24

Prediction Limit

Constituent: pH (S.U.) Analysis Run 5/23/2023 5:11 PM View: Appendix III - Resample Interwell

Plant Scherer Client: Southern Company Data: Scherer Cell 1-CCR

	GWA-15 (bg)	GWA-17 (bg)	GWA-16 (bg)	GWC-8A	GWC-3
5/20/2014	5.27	5.68	6.18		
5/21/2014				7.11	
5/22/2014					5.82
11/8/2014		6.04	6.52		
11/9/2014					6.1
11/12/2014	5.7				
11/13/2014				6.55	
5/22/2015	5.52	5.87	6.3		5.92
5/23/2015				6.36	
11/9/2015		5.97			
11/11/2015	5.63		6.36	6.36	
11/16/2015					6.02
4/6/2016	5.5 (D)	5.937 (D)	6.46 (D)		
4/12/2016					5.97 (D)
4/19/2016				6.4	
6/15/2016	5.52	5.96	6.39		
6/20/2016					5.93
6/23/2016				6.35	
8/10/2016	5.5	5.94	6.39		
8/12/2016					5.86
8/16/2016					5.86
8/23/2016				6.29	
10/4/2016	5.56		6.4		
10/5/2016		5.86			5.1 (O)
10/10/2016				6.3	
11/29/2016		5.82	6.36		
11/30/2016	5.46				5.88
12/1/2016				6.37	
2/7/2017	5.28	6.15	6.45		
2/8/2017					5.89
2/9/2017				6.39	
2/27/2017				6.24	
4/1/2017	5.48				
4/4/2017	5.48	6	6.37		
4/6/2017					5.84
4/7/2017				6.93	
6/20/2017	5.44	6.34	6.4		
6/21/2017				7.11 (D)	5.91
8/15/2017				6.95	
9/1/2017				6.86	
10/4/2017	5.44				
10/5/2017		5.93	6.42		5.93
10/9/2017				6.75	
3/20/2018	5.48	5.97	6.36		
3/21/2018					5.96
3/22/2018				7.05	
10/2/2018	5.49	6.03	6.38		
10/3/2018					5.97
10/4/2018				7.26	
3/26/2019	5.41	6.12	6.42		6.02
3/27/2019				6.69	
3/18/2020	5.42	6.03	6.29	6.42	5.9

Prediction Limit

Constituent: pH (S.U.) Analysis Run 5/23/2023 5:11 PM View: Appendix III - Resample Interwell
Plant Scherer Client: Southern Company Data: Scherer Cell 1-CCR

	GWA-15 (bg)	GWA-17 (bg)	GWA-16 (bg)	GWC-8A	GWC-3
9/9/2020	5.71	6.05	6.33	6.3	
9/10/2020					6.24
4/1/2021	5.31	6.14	6.44		
4/5/2021				6.35	
4/6/2021					6.01
6/1/2021				6.28	
8/11/2021	5.5	6.14	6.35		
8/12/2021				6.37	6.12
2/15/2022	5.4	6.2	6.46	6.34	5.87
8/24/2022		6.22			
8/25/2022	5.4		6.42	6.29	5.99
2/27/2023				6.27	
2/28/2023	5.4	6.19	6.45		6
5/2/2023				6.23	6.27

Prediction Limit

Constituent: Sulfate (mg/L) Analysis Run 5/23/2023 5:11 PM View: Appendix III - Resample Interwell

Plant Scherer Client: Southern Company Data: Scherer Cell 1-CCR

	GWA-15 (bg)	GWA-17 (bg)	GWA-16 (bg)	GWC-3	GWC-10
4/6/2016	0.799 (J)	<1	<1		
4/12/2016				0.419 (JD)	
4/13/2016					0.51 (JD)
6/15/2016	<1	<1	<1		
6/20/2016				0.6 (J)	
6/21/2016					0.58 (J)
8/10/2016	<1	<1	<1		
8/15/2016					<1
8/16/2016				<1	
10/4/2016	<1		<1		
10/5/2016		<1		<1	<1
11/29/2016		<1	<1		
11/30/2016	<1			1.1	
12/1/2016					<1
2/7/2017	0.8 (J)	<1	<1		
2/8/2017				<1	1
4/4/2017	<1	<1	<1		
4/6/2017				<1	0.81 (J)
6/20/2017	<1	<1	<1		
6/21/2017				<1	1.1
10/4/2017	<1				
10/5/2017		<1	<1	<1	1.1
3/20/2018	1.2	<1	<1		
3/21/2018				<1	1.1
10/2/2018	<1	<1	<1		1.2
10/3/2018				<1	
3/26/2019	2.1	0.58 (J)	<1	0.47 (J)	
3/27/2019					1.6
9/10/2019	0.65 (J)	0.44 (J)	<1	0.7 (J)	
9/11/2019					1.8
3/18/2020	3.1	0.51 (J)	0.67 (J)	0.6 (J)	2.4
9/9/2020	1.6	<1	<1		2.6
9/10/2020				<1	
4/1/2021	2.7	<1	<1		2.7
4/6/2021				<1	
8/11/2021	1.3	<1	<1		
8/12/2021				<1	
8/17/2021					1.2
2/15/2022	2.6	<1	<1	0.91 (J)	3.5
5/12/2022					2.7 (R)
8/24/2022		<1			
8/25/2022	1.9		<1	0.99 (J)	3.7
2/21/2023					4.7
2/28/2023	3.5	1.3	1.4	4.7	
5/2/2023				4.2	4.3

Prediction Limit

Constituent: Total Dissolved Solids (mg/L) Analysis Run 5/23/2023 5:11 PM View: Appendix III - Resample Interwell

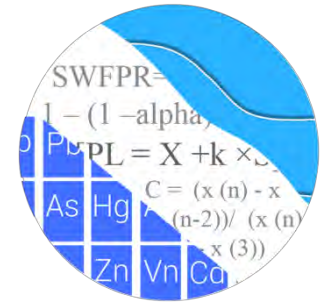
Plant Scherer Client: Southern Company Data: Scherer Cell 1-CCR

	GWA-15 (bg)	GWA-16 (bg)	GWA-17 (bg)	GWC-4
4/6/2016	38	84	61	
4/12/2016				80
6/15/2016	<10	139	113	
6/20/2016				111
8/10/2016	56	80	74	
8/16/2016				100
10/4/2016	48	62		
10/5/2016			44	
10/6/2016				110
11/29/2016		110	58	
11/30/2016	46			110
2/7/2017	18	70	4 (J)	
2/8/2017				120
4/4/2017	32	120	78	
4/6/2017				130
6/20/2017	38	76	50	
6/22/2017				110
10/4/2017	42			
10/5/2017		110	64	
10/6/2017				120
3/20/2018	20 (JX)	110	90	
3/21/2018				160
10/2/2018	48	110	90	
10/3/2018				120
3/26/2019	45	100	82	130
9/10/2019	42	75	51	93
3/18/2020	43	93	75	
3/19/2020				130
9/9/2020	<10	66	64	
9/10/2020				130
4/1/2021	55	100	68	
4/2/2021				150
8/11/2021	55	100	94	
8/12/2021				130
2/15/2022	42	99	79	140
8/24/2022			110	
8/25/2022	86	130		170
2/27/2023				240
2/28/2023	50	110	94	
5/2/2023				290

GROUNDWATER STATS CONSULTING

August 31, 2023

Southern Company Services
Attn: Mr. Joju Abraham
241 Ralph McGill Blvd NE, Bin 10160
Atlanta, Georgia 30308-3374



Re: Plant Scherer PAC Landfill
Background Update & Statistical Analysis – February/March 2023

Dear Mr. Abraham,

Groundwater Stats Consulting, formerly the statistical consulting division of Sanitas Technologies, is pleased to provide the background update and groundwater statistical analysis for the 2023 1st Semi-Annual Groundwater Monitoring Statistical Analysis sample event for Georgia Power Company's Plant Scherer PAC Landfill. The analysis complies with the Georgia Environmental Protection Division (EPD) Rules for Solid Waste Management Chapter 391-3-4-.10 and follows the United States Environmental Protection Agency (USEPA) Unified Guidance (2009).

Sampling began for the Coal Combustion Residuals (CCR) program in 2016. Semi-annual sampling for 16 parameters began in 2010 in accordance with the Georgia Department of Natural Resources, Environmental Protection Division (Georgia EPD) groundwater monitoring regulations. At least 8 background samples have been collected at each of the groundwater monitoring wells.

The monitoring well network, as provided by Southern Company Services, consists of the following:

- **Upgradient wells:** GWA-21, GWA-22, GWA-45, GWA-46, GWA-47, GWA-48, and GWA-49
- **Downgradient wells:** GWC-29, GWC-50, GWC-51, GWC-52, and GWC-53

Data were sent electronically to Groundwater Stats Consulting, and the statistical analysis was reviewed by Dr. Jim Loftis, Civil & Environmental Engineering professor emeritus at Colorado State University and Senior Advisor to Groundwater Stats Consulting. The analysis is prepared according to the recommended statistical methodology prepared in the Fall 2017 by Dr. Kirk Cameron, PhD Statistician with MacStat Consulting, primary author of the USEPA Unified Guidance.

Resamples were collected in November 2022 for TDS at wells GWA-45, GWA-46, GWA-47, GWA-48, GWA-49, GWC-29, GWC-50, GWC-51, GWC-52, and GWC-53 due to the August 2022 samples and October 2022 resamples being out of holding times. Per request of WSP, the samples that exceeded hold times for mercury and TDS are not included in the Sanitas database. Resamples were also collected for pH at these wells in October and November 2022 and were retained in the database.

The following constituents were evaluated:

- **CCR Appendix III** - boron, calcium, chloride, fluoride, pH, sulfate, and TDS
- **Georgia EPD Appendix I** - antimony, arsenic, barium, beryllium, cadmium, chromium, cobalt, copper, lead, mercury, nickel, selenium, silver, thallium, vanadium, and zinc

Due to varying detection limits in data sets, generally due to improved laboratory practices, a substitution of the most recent reporting limit is used for all non-detects. Note that for calculation of intrawell prediction limits, substitution of the most recent reporting limit is performed separately for each well/parameter pair. In some cases, the reporting limit provided by the laboratory contained varying limits for a given parameter; therefore, the substitution may differ from well to well. This generally gives the most conservative limit in each case. In the case of zinc, the reporting limit during the March 2023 sample event increased to 0.015 mg/L from the previous reporting limit of 0.005 mg/L. In order to maintain conservative limits, the previous reporting limit of 0.005 mg/L was substituted for all wells.

Time series plots for CCR Appendix III and Georgia EPD Appendix I parameters at all wells are provided for the purpose of screening data at these wells (Figure A). Additionally, a separate section of box plots is included for all constituents at upgradient and downgradient wells (Figure B). The time series plots are used to initially screen for suspected outliers and trends, while the box plots provide visual representation of variation within individual wells and between all wells. Values in background which have been flagged as outliers may be seen in a lighter font and as a disconnected symbol on the graphs.

In earlier analyses, data at all wells for constituents detected in downgradient wells were evaluated for the following: 1) outliers; 2) trends; 3) most appropriate statistical method based on site characteristics of groundwater data upgradient of the facility; and 4) eligibility of downgradient wells when intrawell statistical methods are recommended. Power curves are provided during this background update to demonstrate that the selected statistical methods for the parameters listed above comply with the USEPA Unified Guidance and the Georgia Environmental Protection Division Rules for Solid Waste Management Chapter 391-3-4-.10. The EPA suggests that the selected statistical method should provide at least 55% power at 3 standard deviations or at least 80% power at 4 standard deviations. Power curves are based on the following:

Georgia EPD Appendix I Constituents:

- Semi-Annual Sampling
- Intrawell Prediction Limits with 1-of-2 resample plan (antimony, arsenic, barium, beryllium, cadmium, chromium, cobalt, copper, lead, mercury, nickel, selenium, thallium, vanadium, and zinc)
- # Constituents: 15 (silver was 100% non-detects in all downgradient wells)
- # Downgradient wells: 5

CCR Appendix III Constituents:

- Semi-Annual Sampling
- Intrawell Prediction Limits with 1-of-2 resample plan (boron, calcium, chloride, fluoride, pH, sulfate, and TDS)
- # Constituents: 7
- # Downgradient wells: 5

Statistical analyses are not required when 100% non-detects are present in downgradient wells for a given constituent; therefore, no prediction limits were required for silver. A summary of all Appendix I well/constituent pairs with 100% non-detects follows this letter.

Parametric prediction limits are utilized when the screened historical data follow a normal or transformed-normal distribution. When data cannot be normalized or the majority of data are non-detects, a nonparametric test is utilized. While the false positive rate associated with the parametric limits is based on an annual 10% (5% for each semi-annual sample event) as recommended by the EPA Unified Guidance (2009), the false positive rate associated with the nonparametric limits is dependent upon the available background sample size, number of future comparisons, and verification resample plan. The distribution of data is tested using the Shapiro-Wilk/Shapiro-Francia test for

normality. After testing for normality and performing any adjustments as discussed below (US EPA, 2009), data are analyzed using either parametric or non-parametric prediction limits. Non-detects are handled as follows:

- No statistical analyses are required on wells and analytes containing 100% non-detects (USEPA Unified Guidance, 2009, Chapter 6).
- When data contain <15% non-detects, simple substitution of one-half the reporting limit is utilized in the statistical analysis. The reporting limit utilized for non-detects is the most recent practical quantification limit (PQL) as reported by the laboratory.
- When data contain between 15-50% non-detects, the Kaplan-Meier non-detect adjustment is applied to the background data. This technique adjusts the mean and standard deviation of the historical concentrations to account for concentrations below the reporting limit.
- Nonparametric prediction limits are used on data containing greater than 50% non-detects.

Natural systems continuously evolve due to physical changes made to the environment. Examples include capping a landfill, paving areas near a well, or lining a drainage channel to prevent erosion. Periodic updating of background statistical limits is necessary to accommodate these types of changes. In the intrawell case, data for all wells and constituents may re-evaluated when a minimum of 4 new data points are available to determine whether earlier concentrations are representative of present-day groundwater quality. In some cases, an earlier portion of data is deselected prior to construction of limits to provide sensitive limits that will rapidly detect changes in groundwater quality. Even though the data are excluded from the calculation, the values will continue to be reported and shown in tables and graphs.

Two-Step Statistical Analysis

Intrawell statistical methods, combined with a 1-of-2 resample plan, may be used as a conservative first step for identifying potential facility impacts in downgradient wells. Intrawell methods use background data for individual wells and may be overly sensitive to natural variation. In particular for nonparametric limits with small background sample sizes, the probability of a false positive is much higher than the desired annual sitewide rate of 10%. Therefore, a large number of exceedances may occur as a result of natural variation rather than facility impacts.

A second step can be used to further evaluate those exceedances and reduce the overall number of statistically significant increases (SSI)s that result from natural variation. In

instances where intrawell statistical methods identify an apparent SSI, a second step of interwell statistical evaluation may be used to determine whether the measurement exceeds the sitewide background limit based on pooled upgradient well data. This is similar in concept to the procedure used in compliance monitoring programs where an interwell statistical limit is used to determine "background" (USEPA Unified Guidance (2009), Chapter 7, Section 7.5). For the detection monitoring program, if the result does not exceed sitewide (interwell) background, an SSI is not declared.

When the result exceeds the sitewide (interwell) background, the 1-of-2 resample plan allows for collection of an independent resample to confirm or disconfirm the initial finding. A statistically significant increase is not declared unless the resample also exceeds the intrawell prediction limit (United State Environmental Protection Agency (USEPA) Unified Guidance, March 2009, Chapter 19). When the resamples confirm the initial exceedance, further research would be required to identify the cause of the exceedance (i.e., impact from the site, natural variation, or an off-site source). When any resample falls within the statistical limit, the initial exceedance is considered to be a false positive result, and no further action is necessary. In cases where intrawell and interwell exceedances are noted and no resamples are collected, the initial exceedance will be considered a confirmed statistically significant increase.

Trend tests, in addition to interwell prediction limits, are recommended for well/constituent pairs found to have an initial intrawell SSI. Trend analysis will provide for detection of long-term changes and potential facility impacts at a given well in cases where the concentrations at that well remain below the sitewide upgradient limits. Thus, the two-step approach has additional capability to detect long-term changes at downgradient wells compared to interwell methods alone. While a trend may be identified by visual inspection, a quantification of the trend and its significance is needed to identify whether concentrations are statistically significantly increasing, decreasing, or remaining stable over time. The absence of a statistically significant increasing trend indicates that an initial intrawell exceedance is short-term and may be the result of natural variation rather than facility impact to groundwater. If a facility impact has occurred, it will likely result in additional exceedances in future sampling events. When a statistically significant increasing trend is noted, additional data may be needed to demonstrate that there is reasonable evidence that the initial intrawell statistical exceedance is a result of natural variation rather than a result of impact to groundwater quality downgradient of the facility.

Summary of Background Screening – CCR Appendix III – Conducted in 2017

The original background screening for Appendix III constituents was conducted in 2017 by MacStat Consulting. Values identified as outliers were flagged in the database and excluded prior to construction of statistical limits. Intrawell prediction limits, combined with a 1-of-2 resample plan, were recommended. The Analysis of Variance (ANOVA) was used to statistically evaluate differences in average concentrations among upgradient wells, which assists in identifying the most appropriate statistical approach.

Interwell tests, which compare downgradient well data to statistical limits constructed from pooled upgradient well data, are appropriate when average concentrations are similar across upgradient wells. Intrawell tests, which compare compliance data from a single well to screened historical background data within the same well, are appropriate when upgradient wells exhibit spatial variation; when statistical limits constructed from upgradient wells would not be conservative from a regulatory perspective; and when downgradient background water quality is unimpacted compared to upgradient water quality for the same parameter. Based on the results of the original background screening, intrawell tests were recommended for all Appendix III parameters.

Summary of Background Screening Georgia EPD Appendix I - Conducted in August 2019

Outlier and Trend Testing

Time series plots were used to identify suspected outliers, or extreme values that would result in limits that are not representative of the current background data population. Suspected outliers at all wells and parameters are formally tested using Tukey's box plot method and, when identified, flagged in the computer database with "o" and deselected prior to construction of statistical limits. The results of Tukey's outlier test as well as a discussion of potential outliers and flagged values were included with the background screening report.

Seasonality

No obvious seasonal patterns were observed on the time series plots for any of the detected data; therefore, no deseasonalizing adjustments were made to the data. When seasonal patterns are observed, data may be deseasonalized so that the resulting limits will correctly account for the seasonality as a predictable pattern rather than random variation or a release.

Trends

While trends may be identified by visual inspection, a quantification of the trend and its significance is needed. The Sen's Slope/Mann Kendall trend test, which tests for statistically significant increasing or decreasing trends, was used to evaluate data at all upgradient wells and downgradient wells with detections.

In the absence of suspected contamination, significant trending data are typically not included as part of the background data used for construction of prediction limits. This step serves to eliminate the trend and, thus, reduce variation in background. When statistically significant decreasing trends are present, all available data are evaluated to determine whether earlier concentration levels are significantly different from current reported concentrations and will be deselected as necessary. When any records of data are truncated for the reasons above, a summary report will be provided to show the date ranges used in construction of the statistical limits.

The results of the trend analyses showed several statistically significant increasing and decreasing trends; however, the majority of these were relatively low in magnitude when compared to average concentrations and, therefore, required no adjustments. It was noted that several of the upgradient wells had higher reported measurements in the earliest part of the records for some of the metals. These values were not deselected at this time since the measurements serve as reference data upgradient of the facility. If similar measurements are observed at a later time in one or more downgradient wells, the earlier upgradient data would indicate that the change is naturally occurring rather than a result of practices at the facility. Lastly, while there was an overall increasing trend in concentrations for cobalt at well GWC-53, data are highly variable and similar to concentrations that have historically been reported in upgradient well GWA-45. Therefore, no adjustment was made to this record.

Determination of Spatial Variation

The Analysis of Variance (ANOVA) was used to statistically evaluate differences in average concentrations among upgradient wells for constituents detected in downgradient wells. The ANOVA assists in identifying the most appropriate statistical approach.

Generally, constituents without significant differences, based on ANOVA across upgradient wells, may be considered for interwell analysis. However, the Scherer PAC Landfill is lined, and pre-waste data are available that show metals were present naturally in low level detections during the collection of background data. Furthermore, for some constituents, the reported concentrations are higher in upgradient wells than in

downgradient wells. This would result in interwell limits that would not readily detect changes in the downgradient wells with lower concentrations. Therefore, intrawell prediction limits are recommended as the most appropriate statistical analysis for all of the Georgia EPD constituents at this landfill.

Summary of Background Updates – Georgia EPD Appendix I and CCR Appendix III

June 2021

Outlier Analysis

Prior to updating background data, visual screening was used to evaluate data for suspected outliers in upgradient and downgradient wells through September 2020 (Figure C). All of the more recent compliance measurements appeared stable compared to the previously screened historical data sets; therefore, no new outliers were flagged except for a high value for lead (0.0034 mg/L) in well GWC-52 in order to maintain conservative (i.e., lower) statistical limits. A summary of all flagged outliers follows this letter. Outliers are displayed in a lighter font and as a disconnected symbol on the time series reports, as well as in a lighter font on the accompanying data pages.

Mann-Whitney Comparison of Medians

For constituents requiring intrawell prediction limits (all Georgia EPD Appendix I and CCR Appendix III constituents in this instance), the Mann-Whitney (Wilcoxon Rank Sum) test was used to compare the medians of historical data through October 2018 to the new compliance samples at each well through September 2020. When no variation is present between historical data and compliance samples, the Mann-Whitney test is not performed. A list of well/constituent pairs with no variation was included in the background update report. When the medians of the two groups are not statistically significantly different at the 99% confidence level, background data sets are updated to include the newer compliance data. The results of the Mann-Whitney test and discussion regarding updating background records were included with the background update report. A summary of well/constituent pairs using a truncated portion of their record to establish intrawell prediction limits follows this letter. All records for Appendix I and Appendix III constituents using intrawell methods will be re-evaluated during the next background update.

May 2023

Outlier Analysis

Prior to updating background data, visual screening and Tukey's outlier test was used to evaluate data for suspected outliers in upgradient and downgradient wells through November 2022 (Figure C). All previously flagged values were confirmed either by Tukey's test or visual screening; therefore, no new outliers were flagged except for a historic high value for vanadium in upgradient well GWA-47 (0.041 mg/L) that was flagged to achieve conservative (i.e., lower) statistical limits. A summary of all flagged outliers follows this letter (Figure C). Outliers are displayed in a lighter font and as a disconnected symbol on the time series reports, as well as in a lighter font on the accompanying data pages.

Mann-Whitney Comparison of Medians

For constituents requiring intrawell prediction limits (all Georgia EPD Appendix I and CCR Appendix III constituents in this instance), the Mann-Whitney (Wilcoxon Rank Sum) test was used to compare the medians of historical data through September 2020 to the new compliance samples at each well through November 2022, which would include all observations prior to the current compliance sample in 2023 (Figure D). When no variation is present between historical data and compliance samples, the Mann-Whitney test is not performed. When the medians of the two groups are not statistically significantly different at the 99% confidence level (either an increase or decrease), background data sets are updated to include the newer compliance data. The results of the Mann-Whitney test showed statistically significant differences for the following well/constituent pairs:

Increase:

- Barium: GWA-45, GWA-46 (both upgradient), GWC-29, GWC-50, and GWC-52
- Boron: GWA-45 (upgradient)
- Calcium: GWC-29 and GWC-52
- Chloride: GWA-45, GWA-46 (both upgradient), GWC-51, and GWC-53
- Chromium: GWC-51 and GWC-52
- Nickel: GWC-50
- pH: GWC-29 and GWC-51
- Sulfate: GWC-52
- Vanadium: GWA-21 (upgradient)

Decrease:

- Antimony: GWA-47, GWA-48 (both upgradient), and GWC-51
- Arsenic: GWA-48 (upgradient)
- Barium: GWC-53
- Beryllium: GWA-22 (upgradient)
- Calcium: GWA-45 (upgradient)
- Cobalt: GWC-29, GWC-50, and GWC-51
- Fluoride: GWC-53
- Lead: GWA-22 (upgradient), GWC-50, and GWC-53
- Nickel: GWA-45 (upgradient)
- Thallium: GWC-51
- Zinc: GWA-45 (upgradient)

For both Appendix I and III well/constituent pairs with a statistically significant increase in median concentrations, the following records were not updated with data through November 2022 in order to maintain statistical limits that are conservative from a regulatory perspective:

- Chromium: GWC-52
- Sulfate: GWC-52

The remaining records with statistically significant increases were updated through November 2022 and are listed below. For upgradient wells, the increasing concentrations are assumed to result from natural variation and to represent unimpacted background conditions. The increases in downgradient wells appear to be close to historic concentrations in the same or an upgradient well and would not greatly increase statistical limits:

- Boron: GWA-45 (upgradient)
- Barium: GWA-45 (upgradient), GWA-46 (upgradient), GWC-29, GWC-50, and GWC-52
- Calcium: GWC-29 and GWC-52
- Chloride: GWA-45, GWA-46 (both upgradient), GWC-51, and GWC-53
- Chromium: GWC-51
- Nickel: GWC-50
- pH: GWC-29 and GWC-51

Regarding Appendix I and III well/constituent pairs with a statistically significant decrease in median concentrations, all records were updated with compliance data as all cases (with the exception of barium at GWC-53) had compliance data as trace values (i.e., below the

reporting limit). For barium at GWC-53, background data were updated through August 2022, and elevated background concentrations in the early part of the record were truncated in order to construct statistical limits that are conservative (i.e., lower) from a regulatory perspective and are more representative of present-day groundwater quality conditions.

The Mann Whitney test did not identify significant differences in medians for lead; however, historical data prior to 2016 are more variable than more recent concentrations. Therefore, all historical data prior to 2016 for lead were truncated at all wells so that resulting prediction limits are conservative (i.e., lower) from a regulatory perspective. Additionally, lower concentrations early in the record for boron at upgradient well GWA-45 were truncated in order to eliminate the overall increasing trend and construct statistical limits that are more conservative.

A summary of well/constituent pairs using a truncated portion of their record to establish intrawell prediction limits follows this letter. All records for Appendix I and Appendix III constituents using intrawell methods will be re-evaluated during the next background update.

Statistical Analysis of Georgia EPD Appendix I Constituents – February/March 2023

Intrawell limits were constructed for all Georgia EPD Appendix I constituents. In cases where downgradient average concentrations are higher than observed upgradient concentrations for a given constituent, the current assumption is that the higher downgradient concentrations are due to natural spatial variation rather than a result of practices at the landfill. The pre-waste data support this logic.

Prediction Limits

Intrawell prediction limits, combined with a 1-of-2 resample plan, were constructed using all available data through November 2022 within each well for constituents with detections (Figure E). The February/March 2023 compliance samples were compared to these intrawell background limits. As previously discussed, no statistical analyses were included for silver since all records contain 100% non-detects in downgradient wells, or for other individual well/constituent pairs containing 100% non-detects.

In the event of an initial exceedance of compliance well data, the 1-of-2 resample plan allows for collection of one additional sample to determine whether the initial exceedance is confirmed. When resamples confirm the initial exceedance, an SSI is identified, and further research would be required to identify the cause of the exceedance (i.e., impact

from the site, natural variation, or an off-site source). If a resample falls within the statistical limit, the initial exceedance is considered to be a false positive result, and no further action is necessary. A summary table of the background intrawell prediction limits and exceedances follows this letter, along with the complete graphical results. Statistical exceedances were noted for the following well/constituent pairs:

- Barium: GWC-50 and GWC-52
- Chromium: GWC-52
- Cobalt: GWC-50
- Nickel: GWA-21 (upgradient) and GWC-50
- Zinc: GWC-50

Two-Step Analysis

Following the two-step analysis procedure, interwell prediction limits were then constructed using pooled upgradient well data through March 2023 to evaluate the initial intrawell prediction limit exceedances listed above in downgradient wells (Figure F). Due to an increasing trend in the most recent data for barium at upgradient well GWA-45, observations between September 2019 and April 2021 in this well were not included in the interwell limit. The observations were flagged with an "L" flag and are included in the Outlier Summary which shows data that have been deselected (Figure C). The cause of this trend is pending and requires further analysis beyond the scope of this analysis. If research shows these higher concentrations reflect natural variation, the earlier portion of the record may require deselection so that resulting limits are reflective of present-day water quality conditions. An exceedance was identified for the following well/constituent pair:

- Zinc: GWC-50

Trend Tests

When prediction limit exceedances occur in any of the downgradient wells, data are further evaluated using the Sen's Slope/Mann Kendall trend test at the 99% confidence level to determine whether concentrations are significantly increasing, decreasing, or stable (Figure G). Upgradient wells are included in the trend analyses to identify whether similar patterns exist upgradient of the site. Upgradient trends are an indication of variability in groundwater unrelated to practices at the site. Both a summary and complete graphical results of the trend tests follow this letter. Statistically significant trends were noted for the following well/constituent pairs:

Increasing:

- Barium: GWA-45 (upgradient), GWA-46 (upgradient), GWC-50, and GWC-52
- Chromium: GWA-22 (upgradient) and GWC-52

Decreasing:

- Barium: GWA-22 (upgradient)
- Chromium: GWA-21 (upgradient)
- Cobalt: GWA-45 (upgradient)
- Nickel: GWA-48 (upgradient)

Statistical Analysis of Appendix III Parameters – February/March 2023

Intrawell prediction limits for all Appendix III parameters, combined with a 1-of-2 resample plan, were constructed using all historical data through November 2022. The February/March 2023 compliance data were compared to those limits.

Prediction Limits

In the event of an initial exceedance of compliance well data, the 1-of-2 resample plan allows for collection of one additional sample to determine whether the initial exceedance is confirmed. If the resample falls within the statistical limit, the initial exceedance is considered to be a false positive result; therefore, no exceedance is noted, and no further action is necessary. If no resample is collected, the original result is considered a confirmed exceedance. A summary table of the Appendix III prediction limits follows this letter, along with complete graphical results (Figure H). The following prediction limit exceedances were noted for Appendix III parameters:

- Boron: GWA-22, GWA-46, GWA-48 (all upgradient), GWC-50 and GWC-51
- Calcium: GWA-22 (upgradient), GWC-29, GWC-50, and GWC-52
- Chloride: GWC-50
- pH (lower limit): GWA-45 (upgradient)
- Sulfate: GWA-21, GWA-22, GWA-46, GWA-47, GWA-48, GWA-49 (all upgradient), GWC-50, GWC-51, and GWC-52
- TDS: GWA-47 (upgradient) and GWC-50

Two-Step Analysis

Following the two-step analysis procedure as mentioned above, interwell prediction limits were then constructed using pooled upgradient well data through November 2022 to evaluate the apparent initial intrawell prediction limit exceedances listed above at downgradient wells (Figure I). An exceedance was identified for the following well/constituent pair:

- Chloride: GWC-50

It was noted that upgradient well GWA-45, which is included in the interwell background and represents occurring groundwater quality upgradient of the site, has higher concentrations than neighboring upgradient wells for several of the Appendix III constituents. Therefore, the interwell comparisons for downgradient wells with reported lower concentration levels need to be interpreted cautiously and are further evaluated through trend analysis as described below.

Trend Tests

Data from downgradient well/constituent pairs found to exceed their respective prediction limit were further evaluated using the Sen's Slope/Mann Kendall trend test at the 99% confidence level along with upgradient wells for the same constituents (Figure J). Upgradient wells are included in the trend analyses for all parameters found to exceed their prediction limit in downgradient wells to identify whether similar patterns exist upgradient of the site. Such patterns are an indication of variability in groundwater unrelated to practices at the site. A summary and complete the trend test results follow this letter. The following statistically significant trends were identified:

Increasing:

- Boron: GWA-45 (upgradient)
- Calcium: GWA-47 (upgradient), GWC-29, and GWC-52
- Chloride: GWA-21, GWA-45, and GWA-46 (all upgradient)
- Sulfate: GWC-51 and GWC-52
- TDS: GWA-21 and GWA-45 (upgradient)

Decreasing:

- Chloride: GWA-22 (upgradient)

Resample Reports – May 2023

Resamples were collected in May 2023 based on the results of the two-step approach for the following well/constituent pairs:

- Chloride: GWC-50
- Zinc: GWC-50

Note that pH was also sampled at well GWC-50. Intrawell prediction limits were constructed using background data through November 2022 to compare the May 2023 resamples for chloride and pH at GWC-50 and zinc at GWC-50 (Figures K and L, respectively). No exceedances were identified.

Summary

Intrawell background data sets for all wells at Scherer PAC were updated through November 2022 as appropriate for all Appendix I and III intrawell parameters. For parameters using intrawell prediction limits, the two-step approach followed by trend testing was used to evaluate apparent exceedances.


Based on the results of the two-step approach for both the February 2023 observations and May 2023 resamples, no prediction limit exceedances were identified.

Thank you for the opportunity to assist you in the statistical analysis of groundwater quality for Plant Scherer PAC Landfill. If you have any questions or comments, please feel free to contact us.

For Groundwater Stats Consulting,

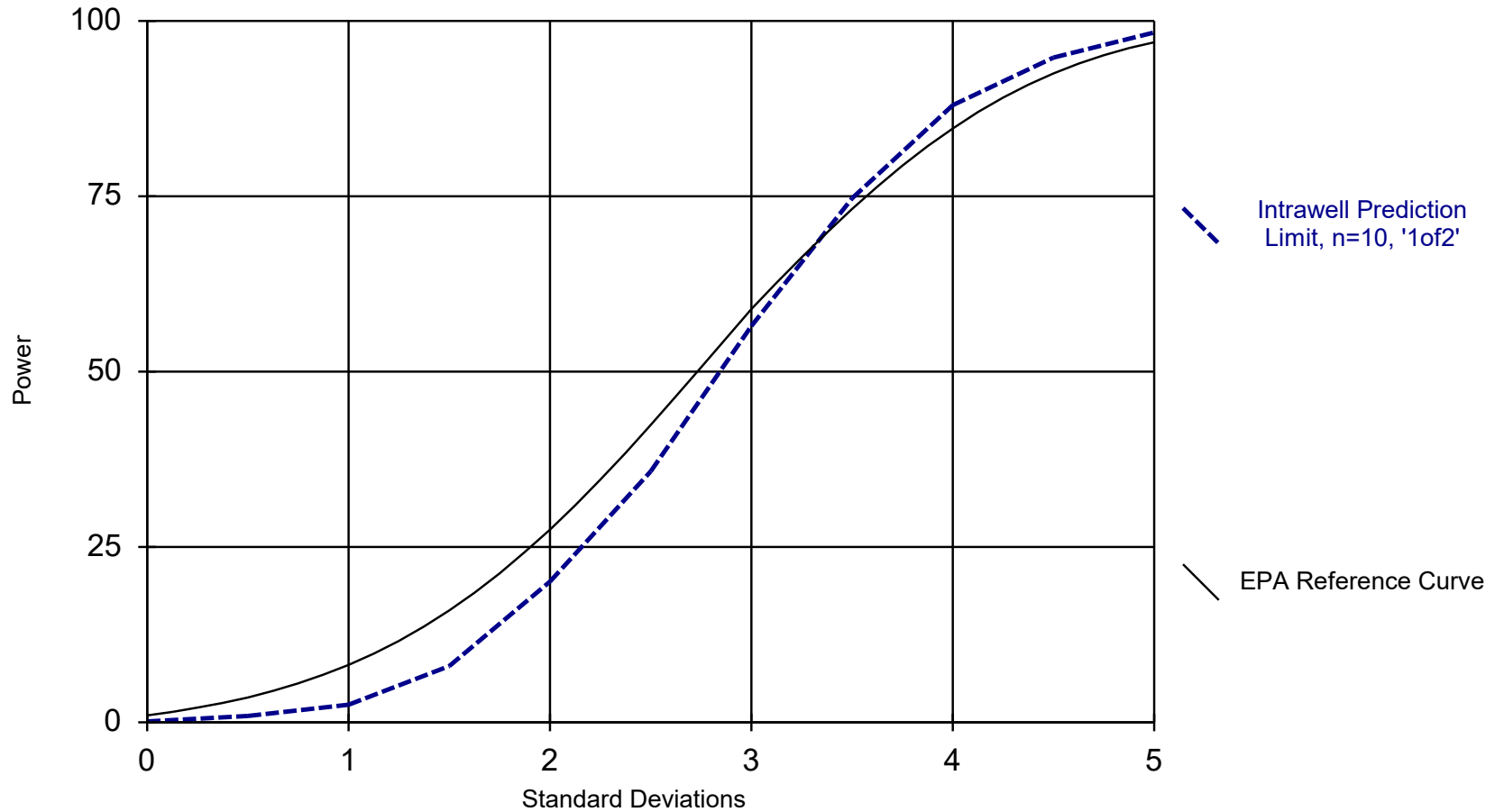


Andrew T. Collins
Project Manager



Kristina L. Rayner
Senior Statistician

Appendix I Intrawell Power Curve

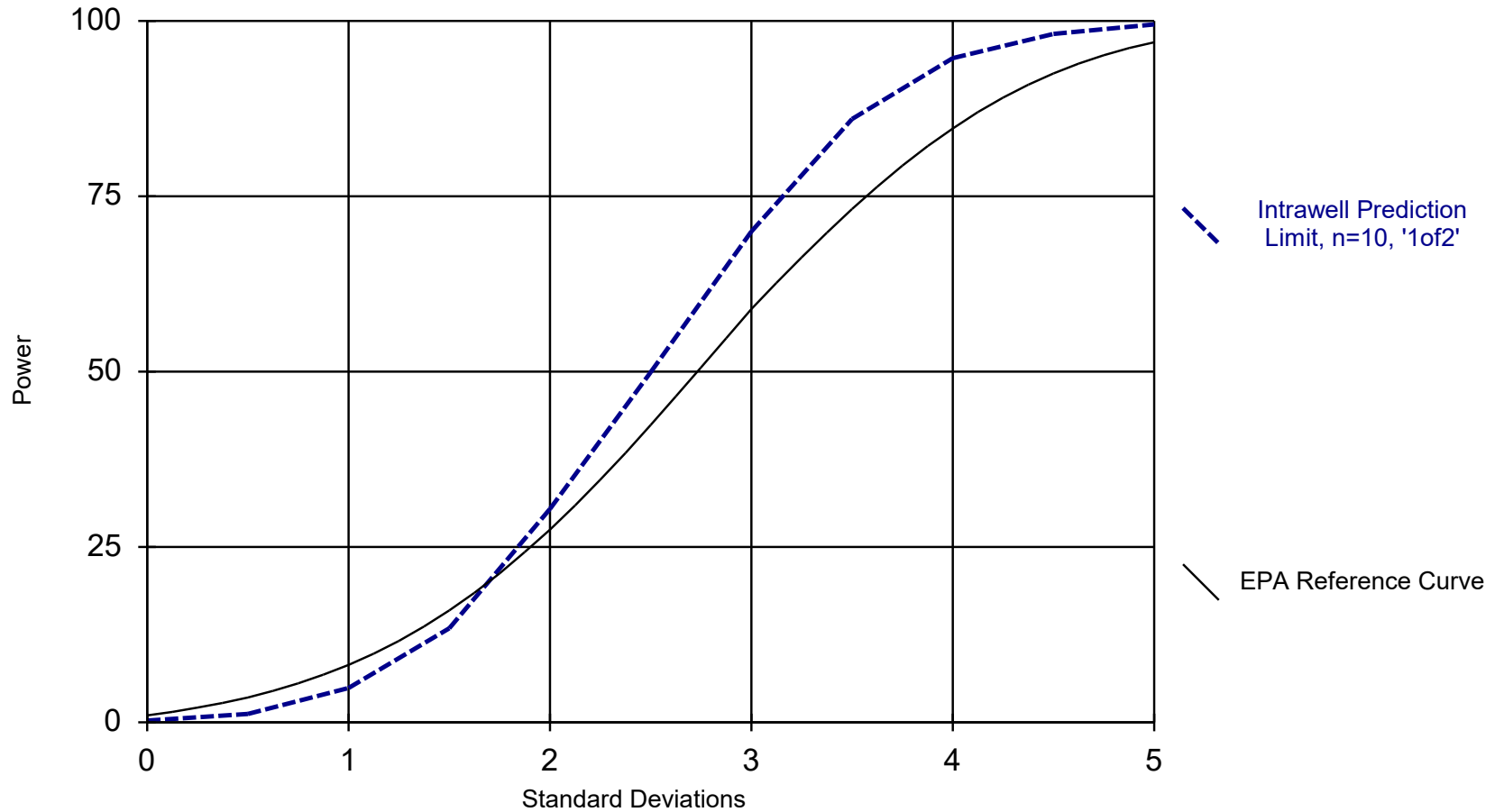


Kappa = 2.835, based on 5 compliance wells and 15 constituents, evaluated semi-annually (this report reflects annual total).

Analysis Run 7/24/2023 3:22 PM

Plant Scherer Client: Southern Company Data: Scherer PAC-CCR

Appendix III Intrawell Power Curve



Kappa = 2.478, based on 5 compliance wells and 7 constituents, evaluated semi-annually (this report reflects annual total).

100% Non-Detects: Appendix I

Analysis Run 5/4/2023 11:52 AM View: Appendix I - Intrawell
Plant Scherer Client: Southern Company Data: Scherer PAC-CCR

Antimony, Total (mg/L)

GWA-22, GWA-45, GWA-49, GWC-29, GWC-50, GWC-52, GWC-53

Arsenic, Total (mg/L)

GWA-21, GWA-22, GWA-46, GWA-47, GWC-51

Beryllium, Total (mg/L)

GWA-21, GWA-45, GWA-46, GWA-47, GWA-48, GWA-49, GWC-29, GWC-50, GWC-52, GWC-53

Cadmium, Total (mg/L)

GWA-21, GWA-22, GWA-45, GWA-46, GWA-48, GWA-49, GWC-29, GWC-51, GWC-52, GWC-53

Chromium, Total (mg/L)

GWA-45

Cobalt, Total (mg/L)

GWC-52

Copper, Total (mg/L)

GWA-46, GWC-29, GWC-52, GWC-53

Mercury, Total (mg/L)

GWC-51, GWC-53

Nickel, Total (mg/L)

GWC-52

Selenium, Total (mg/L)

GWA-21, GWA-46, GWC-51

Thallium, Total (mg/L)

GWA-46, GWA-47, GWA-49, GWC-29, GWC-52, GWC-53

Date Ranges

Date: 5/26/2023 10:38 AM

Plant Scherer Client: Southern Company Data: Scherer PAC-CCR

Barium, Total (mg/L)

GWC-53 background:3/26/2018-8/31/2022

Boron (mg/L)

GWA-45 background:3/22/2018-8/31/2022

Chromium, Total (mg/L)

GWC-52 background:12/21/2010-10/4/2018

Lead, Total (mg/L)

background:4/6/2016-8/31/2022

Sulfate (mg/L)

GWC-52 background:4/11/2016-10/4/2018

Welch's t-test/Mann-Whitney Appendix I & III - Significant Results

Plant Scherer Client: Southern Company Data: Scherer PAC-CCR Printed 5/4/2023, 12:26 PM

<u>Constituent</u>	<u>Well</u>	<u>Calc.</u>	<u>0.01</u>	<u>Method</u>
Antimony, Total (mg/L)	GWA-47 (bg)	-2.74	Yes	Mann-W
Antimony, Total (mg/L)	GWA-48 (bg)	-2.74	Yes	Mann-W
Antimony, Total (mg/L)	GWC-51	-2.74	Yes	Mann-W
Arsenic, Total (mg/L)	GWA-48 (bg)	-2.74	Yes	Mann-W
Barium, Total (mg/L)	GWA-45 (bg)	3.12	Yes	Mann-W
Barium, Total (mg/L)	GWA-46 (bg)	2.928	Yes	Mann-W
Barium, Total (mg/L)	GWC-29	2.985	Yes	Mann-W
Barium, Total (mg/L)	GWC-50	2.979	Yes	Mann-W
Barium, Total (mg/L)	GWC-52	3.196	Yes	Mann-W
Barium, Total (mg/L)	GWC-53	-3.194	Yes	Mann-W
Beryllium, Total (mg/L)	GWA-22 (bg)	-2.74	Yes	Mann-W
Boron (mg/L)	GWA-45 (bg)	2.602	Yes	Mann-W
Calcium (mg/L)	GWA-45 (bg)	-3.005	Yes	Mann-W
Calcium (mg/L)	GWC-29	2.757	Yes	Mann-W
Calcium (mg/L)	GWC-52	2.82	Yes	Mann-W
Chloride (mg/L)	GWA-45 (bg)	2.648	Yes	Mann-W
Chloride (mg/L)	GWA-46 (bg)	2.951	Yes	Mann-W
Chloride (mg/L)	GWC-51	2.773	Yes	Mann-W
Chloride (mg/L)	GWC-53	2.615	Yes	Mann-W
Chromium, Total (mg/L)	GWC-51	2.825	Yes	Mann-W
Chromium, Total (mg/L)	GWC-52	4.162	Yes	Mann-W
Cobalt, Total (mg/L)	GWC-29	-2.74	Yes	Mann-W
Cobalt, Total (mg/L)	GWC-50	-2.74	Yes	Mann-W
Cobalt, Total (mg/L)	GWC-51	-2.872	Yes	Mann-W
Fluoride (mg/L)	GWC-53	-3.621	Yes	Mann-W
Lead, Total (mg/L)	GWA-22 (bg)	-2.638	Yes	Mann-W
Lead, Total (mg/L)	GWC-50	-2.585	Yes	Mann-W
Lead, Total (mg/L)	GWC-53	-2.694	Yes	Mann-W
Nickel, Total (mg/L)	GWA-45 (bg)	-2.672	Yes	Mann-W
Nickel, Total (mg/L)	GWC-50	4.029	Yes	Mann-W
pH (S.U.)	GWC-29	3.541	Yes	Mann-W
pH (S.U.)	GWC-51	2.668	Yes	Mann-W
Sulfate (mg/L)	GWC-52	3.595	Yes	Mann-W
Thallium, Total (mg/L)	GWC-51	-2.74	Yes	Mann-W
Vanadium, Total (mg/L)	GWA-21 (bg)	2.963	Yes	Mann-W
Zinc, Total (mg/L)	GWA-45 (bg)	-3.423	Yes	Mann-W

Welch's t-test/Mann-Whitney Appendix I & III - All Results

Plant Scherer Client: Southern Company Data: Scherer PAC-CCR Printed 5/4/2023, 12:26 PM

<u>Constituent</u>	<u>Well</u>	<u>Calc.</u>	<u>0.01</u>	<u>Method</u>
Antimony, Total (mg/L)	GWA-21 (bg)	0.2835	No	Mann-W
Antimony, Total (mg/L)	GWA-46 (bg)	0.2835	No	Mann-W
Antimony, Total (mg/L)	GWA-47 (bg)	-2.74	Yes	Mann-W
Antimony, Total (mg/L)	GWA-48 (bg)	-2.74	Yes	Mann-W
Antimony, Total (mg/L)	GWC-51	-2.74	Yes	Mann-W
Arsenic, Total (mg/L)	GWA-45 (bg)	-0.4725	No	Mann-W
Arsenic, Total (mg/L)	GWA-48 (bg)	-2.74	Yes	Mann-W
Arsenic, Total (mg/L)	GWA-49 (bg)	0.2835	No	Mann-W
Arsenic, Total (mg/L)	GWC-29	-0.4725	No	Mann-W
Arsenic, Total (mg/L)	GWC-50	0.2835	No	Mann-W
Arsenic, Total (mg/L)	GWC-53	-0.4811	No	Mann-W
Barium, Total (mg/L)	GWA-21 (bg)	0.4146	No	Mann-W
Barium, Total (mg/L)	GWA-22 (bg)	-0.1437	No	Mann-W
Barium, Total (mg/L)	GWA-45 (bg)	3.12	Yes	Mann-W
Barium, Total (mg/L)	GWA-46 (bg)	2.928	Yes	Mann-W
Barium, Total (mg/L)	GWA-47 (bg)	0.4441	No	Mann-W
Barium, Total (mg/L)	GWA-48 (bg)	0.7162	No	Mann-W
Barium, Total (mg/L)	GWA-49 (bg)	2.375	No	Mann-W
Barium, Total (mg/L)	GWC-29	2.985	Yes	Mann-W
Barium, Total (mg/L)	GWC-50	2.979	Yes	Mann-W
Barium, Total (mg/L)	GWC-51	2.271	No	Mann-W
Barium, Total (mg/L)	GWC-52	3.196	Yes	Mann-W
Barium, Total (mg/L)	GWC-53	-3.194	Yes	Mann-W
Beryllium, Total (mg/L)	GWA-22 (bg)	-2.74	Yes	Mann-W
Beryllium, Total (mg/L)	GWC-51	0.2835	No	Mann-W
Boron (mg/L)	GWA-21 (bg)	0.6565	No	Mann-W
Boron (mg/L)	GWA-45 (bg)	2.602	Yes	Mann-W
Boron (mg/L)	GWA-47 (bg)	0.3873	No	Mann-W
Boron (mg/L)	GWA-48 (bg)	-2.066	No	Mann-W
Boron (mg/L)	GWC-29	0.3873	No	Mann-W
Boron (mg/L)	GWC-53	1.269	No	Mann-W
Cadmium, Total (mg/L)	GWA-47 (bg)	0.2835	No	Mann-W
Cadmium, Total (mg/L)	GWC-50	0.2835	No	Mann-W
Calcium (mg/L)	GWA-21 (bg)	-1.802	No	Mann-W
Calcium (mg/L)	GWA-22 (bg)	1.202	No	Mann-W
Calcium (mg/L)	GWA-45 (bg)	-3.005	Yes	Mann-W
Calcium (mg/L)	GWA-46 (bg)	1.505	No	Mann-W
Calcium (mg/L)	GWA-47 (bg)	1.572	No	Mann-W
Calcium (mg/L)	GWA-48 (bg)	-1.261	No	Mann-W
Calcium (mg/L)	GWA-49 (bg)	-0.2714	No	Mann-W
Calcium (mg/L)	GWC-29	2.757	Yes	Mann-W
Calcium (mg/L)	GWC-50	-0.201	No	Mann-W
Calcium (mg/L)	GWC-51	1.31	No	Mann-W
Calcium (mg/L)	GWC-52	2.82	Yes	Mann-W
Calcium (mg/L)	GWC-53	-0.3058	No	Mann-W
Chloride (mg/L)	GWA-21 (bg)	2.105	No	Mann-W
Chloride (mg/L)	GWA-22 (bg)	-2.107	No	Mann-W
Chloride (mg/L)	GWA-45 (bg)	2.648	Yes	Mann-W
Chloride (mg/L)	GWA-46 (bg)	2.951	Yes	Mann-W
Chloride (mg/L)	GWA-47 (bg)	1.682	No	Mann-W
Chloride (mg/L)	GWA-48 (bg)	0.7596	No	Mann-W
Chloride (mg/L)	GWA-49 (bg)	0.7684	No	Mann-W
Chloride (mg/L)	GWC-29	1.015	No	Mann-W
Chloride (mg/L)	GWC-50	-0.6381	No	Mann-W
Chloride (mg/L)	GWC-51	2.773	Yes	Mann-W

Welch's t-test/Mann-Whitney Appendix I & III - All Results

Plant Scherer Client: Southern Company Data: Scherer PAC-CCR Printed 5/4/2023, 12:26 PM

<u>Constituent</u>	<u>Well</u>	<u>Calc.</u>	<u>0.01</u>	<u>Method</u>
Chloride (mg/L)	GWC-52	0.1069	No	Mann-W
Chloride (mg/L)	GWC-53	2.615	Yes	Mann-W
Chromium, Total (mg/L)	GWA-21 (bg)	-1.541	No	Mann-W
Chromium, Total (mg/L)	GWA-22 (bg)	1.91	No	Mann-W
Chromium, Total (mg/L)	GWA-46 (bg)	-0.1427	No	Mann-W
Chromium, Total (mg/L)	GWA-47 (bg)	0.5419	No	Mann-W
Chromium, Total (mg/L)	GWA-48 (bg)	0.2852	No	Mann-W
Chromium, Total (mg/L)	GWA-49 (bg)	1.369	No	Mann-W
Chromium, Total (mg/L)	GWC-29	0.2136	No	Mann-W
Chromium, Total (mg/L)	GWC-50	0.314	No	Mann-W
Chromium, Total (mg/L)	GWC-51	2.825	Yes	Mann-W
Chromium, Total (mg/L)	GWC-52	4.162	Yes	Mann-W
Chromium, Total (mg/L)	GWC-53	-1.269	No	Mann-W
Cobalt, Total (mg/L)	GWA-21 (bg)	-0.8847	No	Mann-W
Cobalt, Total (mg/L)	GWA-22 (bg)	-2.499	No	Mann-W
Cobalt, Total (mg/L)	GWA-45 (bg)	-2.177	No	Mann-W
Cobalt, Total (mg/L)	GWA-46 (bg)	0.6196	No	Mann-W
Cobalt, Total (mg/L)	GWA-47 (bg)	-0.7226	No	Mann-W
Cobalt, Total (mg/L)	GWA-48 (bg)	-1.148	No	Mann-W
Cobalt, Total (mg/L)	GWA-49 (bg)	-1.848	No	Mann-W
Cobalt, Total (mg/L)	GWC-29	-2.74	Yes	Mann-W
Cobalt, Total (mg/L)	GWC-50	-2.74	Yes	Mann-W
Cobalt, Total (mg/L)	GWC-51	-2.872	Yes	Mann-W
Cobalt, Total (mg/L)	GWC-53	1.573	No	Mann-W
Copper, Total (mg/L)	GWA-21 (bg)	-1.999	No	Mann-W
Copper, Total (mg/L)	GWA-22 (bg)	-1.999	No	Mann-W
Copper, Total (mg/L)	GWA-45 (bg)	-0.04689	No	Mann-W
Copper, Total (mg/L)	GWA-47 (bg)	-2.107	No	Mann-W
Copper, Total (mg/L)	GWA-48 (bg)	-1.703	No	Mann-W
Copper, Total (mg/L)	GWA-49 (bg)	-0.07513	No	Mann-W
Copper, Total (mg/L)	GWC-50	-0.07687	No	Mann-W
Copper, Total (mg/L)	GWC-51	1.878	No	Mann-W
Fluoride (mg/L)	GWA-21 (bg)	-0.9742	No	Mann-W
Fluoride (mg/L)	GWA-22 (bg)	-1.726	No	Mann-W
Fluoride (mg/L)	GWA-45 (bg)	-1.097	No	Mann-W
Fluoride (mg/L)	GWA-46 (bg)	-1.213	No	Mann-W
Fluoride (mg/L)	GWA-47 (bg)	-2.37	No	Mann-W
Fluoride (mg/L)	GWA-48 (bg)	-1.639	No	Mann-W
Fluoride (mg/L)	GWA-49 (bg)	-1.731	No	Mann-W
Fluoride (mg/L)	GWC-29	-1.678	No	Mann-W
Fluoride (mg/L)	GWC-50	-1.04	No	Mann-W
Fluoride (mg/L)	GWC-51	-1.155	No	Mann-W
Fluoride (mg/L)	GWC-52	-0.5569	No	Mann-W
Fluoride (mg/L)	GWC-53	-3.621	Yes	Mann-W
Lead, Total (mg/L)	GWA-21 (bg)	-1.142	No	Mann-W
Lead, Total (mg/L)	GWA-22 (bg)	-2.638	Yes	Mann-W
Lead, Total (mg/L)	GWA-45 (bg)	-1.042	No	Mann-W
Lead, Total (mg/L)	GWA-46 (bg)	-0.9465	No	Mann-W
Lead, Total (mg/L)	GWA-47 (bg)	-1.042	No	Mann-W
Lead, Total (mg/L)	GWA-48 (bg)	-1.042	No	Mann-W
Lead, Total (mg/L)	GWA-49 (bg)	-1.329	No	Mann-W
Lead, Total (mg/L)	GWC-29	-1.046	No	Mann-W
Lead, Total (mg/L)	GWC-50	-2.585	Yes	Mann-W
Lead, Total (mg/L)	GWC-51	-1.689	No	Mann-W
Lead, Total (mg/L)	GWC-52	-1.264	No	Mann-W

Welch's t-test/Mann-Whitney Appendix I & III - All Results

Plant Scherer Client: Southern Company Data: Scherer PAC-CCR Printed 5/4/2023, 12:26 PM

Constituent	Well	Calc.	0.01	Method
Lead, Total (mg/L)	GWC-53	-2.694	Yes	Mann-W
Mercury, Total (mg/L)	GWA-21 (bg)	0.2835	No	Mann-W
Mercury, Total (mg/L)	GWA-22 (bg)	0.2835	No	Mann-W
Mercury, Total (mg/L)	GWA-45 (bg)	0.2835	No	Mann-W
Mercury, Total (mg/L)	GWA-46 (bg)	0.4752	No	Mann-W
Mercury, Total (mg/L)	GWA-47 (bg)	0.4752	No	Mann-W
Mercury, Total (mg/L)	GWA-48 (bg)	0.4752	No	Mann-W
Mercury, Total (mg/L)	GWA-49 (bg)	0.2835	No	Mann-W
Mercury, Total (mg/L)	GWC-29	0.2835	No	Mann-W
Mercury, Total (mg/L)	GWC-50	0.2835	No	Mann-W
Mercury, Total (mg/L)	GWC-52	0.2835	No	Mann-W
Nickel, Total (mg/L)	GWA-21 (bg)	1.251	No	Mann-W
Nickel, Total (mg/L)	GWA-22 (bg)	-2.546	No	Mann-W
Nickel, Total (mg/L)	GWA-45 (bg)	-2.672	Yes	Mann-W
Nickel, Total (mg/L)	GWA-46 (bg)	-1.384	No	Mann-W
Nickel, Total (mg/L)	GWA-47 (bg)	-1.395	No	Mann-W
Nickel, Total (mg/L)	GWA-48 (bg)	-1.84	No	Mann-W
Nickel, Total (mg/L)	GWA-49 (bg)	-0.7049	No	Mann-W
Nickel, Total (mg/L)	GWC-29	-2.213	No	Mann-W
Nickel, Total (mg/L)	GWC-50	4.029	Yes	Mann-W
Nickel, Total (mg/L)	GWC-51	0.6141	No	Mann-W
Nickel, Total (mg/L)	GWC-53	1.266	No	Mann-W
pH (S.U.)	GWA-21 (bg)	1.394	No	Mann-W
pH (S.U.)	GWA-22 (bg)	1.065	No	Mann-W
pH (S.U.)	GWA-45 (bg)	-1.265	No	Mann-W
pH (S.U.)	GWA-46 (bg)	-0.4454	No	Mann-W
pH (S.U.)	GWA-47 (bg)	1.854	No	Mann-W
pH (S.U.)	GWA-48 (bg)	2.296	No	Mann-W
pH (S.U.)	GWA-49 (bg)	2.034	No	Mann-W
pH (S.U.)	GWC-29	3.541	Yes	Mann-W
pH (S.U.)	GWC-50	1.173	No	Mann-W
pH (S.U.)	GWC-51	2.668	Yes	Mann-W
pH (S.U.)	GWC-52	0.9421	No	Mann-W
pH (S.U.)	GWC-53	0.6683	No	Mann-W
Selenium, Total (mg/L)	GWA-22 (bg)	0.6196	No	Mann-W
Selenium, Total (mg/L)	GWA-45 (bg)	0.6443	No	Mann-W
Selenium, Total (mg/L)	GWA-47 (bg)	0.2887	No	Mann-W
Selenium, Total (mg/L)	GWA-48 (bg)	0.4842	No	Mann-W
Selenium, Total (mg/L)	GWA-49 (bg)	0.4752	No	Mann-W
Selenium, Total (mg/L)	GWC-29	0.4752	No	Mann-W
Selenium, Total (mg/L)	GWC-50	0.4752	No	Mann-W
Selenium, Total (mg/L)	GWC-52	0.8739	No	Mann-W
Selenium, Total (mg/L)	GWC-53	0.6196	No	Mann-W
Sulfate (mg/L)	GWA-21 (bg)	0.9024	No	Mann-W
Sulfate (mg/L)	GWA-22 (bg)	-1.032	No	Mann-W
Sulfate (mg/L)	GWA-45 (bg)	1.52	No	Mann-W
Sulfate (mg/L)	GWA-46 (bg)	1.757	No	Mann-W
Sulfate (mg/L)	GWA-47 (bg)	1.612	No	Mann-W
Sulfate (mg/L)	GWA-48 (bg)	0.3039	No	Mann-W
Sulfate (mg/L)	GWA-49 (bg)	-0.1734	No	Mann-W
Sulfate (mg/L)	GWC-29	0.9584	No	Mann-W
Sulfate (mg/L)	GWC-50	-1.032	No	Mann-W
Sulfate (mg/L)	GWC-51	2.325	No	Mann-W
Sulfate (mg/L)	GWC-52	3.595	Yes	Mann-W
Sulfate (mg/L)	GWC-53	0.982	No	Mann-W

Welch's t-test/Mann-Whitney Appendix I & III - All Results

Plant Scherer Client: Southern Company Data: Scherer PAC-CCR Printed 5/4/2023, 12:26 PM

<u>Constituent</u>	<u>Well</u>	<u>Calc.</u>	<u>0.01</u>	<u>Method</u>
Thallium, Total (mg/L)	GWA-21 (bg)	-1.295	No	Mann-W
Thallium, Total (mg/L)	GWA-22 (bg)	-1.765	No	Mann-W
Thallium, Total (mg/L)	GWA-45 (bg)	0.6196	No	Mann-W
Thallium, Total (mg/L)	GWA-48 (bg)	-1.629	No	Mann-W
Thallium, Total (mg/L)	GWC-50	0.2835	No	Mann-W
Thallium, Total (mg/L)	GWC-51	-2.74	Yes	Mann-W
Total Dissolved Solids (mg/L)	GWA-21 (bg)	1.761	No	Mann-W
Total Dissolved Solids (mg/L)	GWA-22 (bg)	1.302	No	Mann-W
Total Dissolved Solids (mg/L)	GWA-45 (bg)	1.756	No	Mann-W
Total Dissolved Solids (mg/L)	GWA-46 (bg)	0.6509	No	Mann-W
Total Dissolved Solids (mg/L)	GWA-47 (bg)	0.8025	No	Mann-W
Total Dissolved Solids (mg/L)	GWA-48 (bg)	0.7698	No	Mann-W
Total Dissolved Solids (mg/L)	GWA-49 (bg)	0.9863	No	Mann-W
Total Dissolved Solids (mg/L)	GWC-29	1.863	No	Mann-W
Total Dissolved Solids (mg/L)	GWC-50	-0.2507	No	Mann-W
Total Dissolved Solids (mg/L)	GWC-51	0.2136	No	Mann-W
Total Dissolved Solids (mg/L)	GWC-52	2.207	No	Mann-W
Total Dissolved Solids (mg/L)	GWC-53	1.004	No	Mann-W
Vanadium, Total (mg/L)	GWA-21 (bg)	2.963	Yes	Mann-W
Vanadium, Total (mg/L)	GWA-22 (bg)	0.9356	No	Mann-W
Vanadium, Total (mg/L)	GWA-45 (bg)	0.6721	No	Mann-W
Vanadium, Total (mg/L)	GWA-46 (bg)	-1.676	No	Mann-W
Vanadium, Total (mg/L)	GWA-47 (bg)	-0.1423	No	Mann-W
Vanadium, Total (mg/L)	GWA-48 (bg)	2.229	No	Mann-W
Vanadium, Total (mg/L)	GWA-49 (bg)	1.688	No	Mann-W
Vanadium, Total (mg/L)	GWC-29	1.435	No	Mann-W
Vanadium, Total (mg/L)	GWC-50	0.4869	No	Mann-W
Vanadium, Total (mg/L)	GWC-51	0.5141	No	Mann-W
Vanadium, Total (mg/L)	GWC-52	-0.1757	No	Mann-W
Vanadium, Total (mg/L)	GWC-53	0.04549	No	Mann-W
Zinc, Total (mg/L)	GWA-21 (bg)	0.5259	No	Mann-W
Zinc, Total (mg/L)	GWA-22 (bg)	-1.969	No	Mann-W
Zinc, Total (mg/L)	GWA-45 (bg)	-3.423	Yes	Mann-W
Zinc, Total (mg/L)	GWA-46 (bg)	-1.592	No	Mann-W
Zinc, Total (mg/L)	GWA-47 (bg)	-0.07874	No	Mann-W
Zinc, Total (mg/L)	GWA-48 (bg)	-1	No	Mann-W
Zinc, Total (mg/L)	GWA-49 (bg)	0.5259	No	Mann-W
Zinc, Total (mg/L)	GWC-29	-0.5213	No	Mann-W
Zinc, Total (mg/L)	GWC-50	0.828	No	Mann-W
Zinc, Total (mg/L)	GWC-51	0.5259	No	Mann-W
Zinc, Total (mg/L)	GWC-52	-0.6761	No	Mann-W
Zinc, Total (mg/L)	GWC-53	0.7927	No	Mann-W

Appendix I Intrawell Prediction Limits - Significant Results

Plant Scherer Client: Southern Company Data: Scherer PAC-CCR Printed 5/26/2023, 1:48 PM

Constituent	Well	Upper Lim.	Lower Lim.	Date	Obsrv.	Sig.	Bg N	Bg Mean	Std. Dev.	%NDs	ND Adj.	Transform	Alpha	Method
Barium, Total (mg/L)	GWC-50	0.029	n/a	3/1/2023	0.038	Yes	32	n/a	n/a	0	n/a	n/a	0.001803	NP Intra (normality) 1 of 2
Barium, Total (mg/L)	GWC-52	0.02119	n/a	3/1/2023	0.023	Yes	32	0.01286	0.003883	0	None	No	0.0007022	Param Intra 1 of 2
Chromium, Total (mg/L)	GWC-52	0.01539	n/a	3/1/2023	0.038	Yes	24	0.00975	0.002526	4.167	None	No	0.0007022	Param Intra 1 of 2
Cobalt, Total (mg/L)	GWC-50	0.0025	n/a	3/1/2023	0.01	Yes	32	n/a	n/a	96.88	n/a	n/a	0.001803	NP Intra (NDs) 1 of 2
Nickel, Total (mg/L)	GWA-21	0.0012	n/a	2/28/2023	0.0015	Yes	26	n/a	n/a	76.92	n/a	n/a	0.002667	NP Intra (NDs) 1 of 2
Nickel, Total (mg/L)	GWC-50	0.0036	n/a	3/1/2023	0.0073	Yes	27	n/a	n/a	74.07	n/a	n/a	0.002502	NP Intra (NDs) 1 of 2
Zinc, Total (mg/L)	GWC-50	0.0076	n/a	3/1/2023	0.016	Yes	27	n/a	n/a	85.19	n/a	n/a	0.002502	NP Intra (NDs) 1 of 2

Appendix I Interwell Prediction Limits - Two-Step - Significant Results

Plant Scherer Client: Southern Company Data: Scherer PAC-CCR Printed 5/26/2023, 1:50 PM

Constituent	Well	Upper Lim.	Lower Lim.	Date	Observ.	Sig.	Bg N	Bg Mean	Std. Dev.	%NDs	ND Adj.	Transform	Alpha	Method
Zinc, Total (mg/L)	GWC-50	0.0098	n/a	3/1/2023	0.016	Yes	191	n/a	n/a	85.86	n/a	n/a	0.00005435	NP Inter (NDs) 1 of 2

Appendix I Interwell Prediction Limits - Two-Step - All Results

Plant Scherer Client: Southern Company Data: Scherer PAC-CCR Printed 5/26/2023, 1:50 PM

Constituent	Well	Upper Lim.	Lower Lim.	Date	Observ.	Sig.	Bg N	Bg Mean	Std. Dev.	%NDs	ND Adj.	Transform	Alpha	Method
Barium, Total (mg/L)	GWC-50	0.091	n/a	3/1/2023	0.038	No	222	n/a	n/a	0	n/a	n/a	0.0000492	NP Inter (normality) 1 of 2
Barium, Total (mg/L)	GWC-52	0.091	n/a	3/1/2023	0.023	No	222	n/a	n/a	0	n/a	n/a	0.0000492	NP Inter (normality) 1 of 2
Chromium, Total (mg/L)	GWC-52	0.045	n/a	3/1/2023	0.038	No	229	n/a	n/a	18.78	n/a	n/a	0.0000492	NP Inter (normality) 1 of 2
Cobalt, Total (mg/L)	GWC-50	0.012	n/a	3/1/2023	0.01	No	227	n/a	n/a	72.69	n/a	n/a	0.0000492	NP Inter (NDs) 1 of 2
Nickel, Total (mg/L)	GWC-50	0.022	n/a	3/1/2023	0.0073	No	193	n/a	n/a	76.68	n/a	n/a	0.0000532	NP Inter (NDs) 1 of 2
Zinc, Total (mg/L)	GWC-50	0.0098	n/a	3/1/2023	0.016	Yes	191	n/a	n/a	85.86	n/a	n/a	0.00005435	NP Inter (NDs) 1 of 2

Appendix I Trend Tests - Significant Results

Plant Scherer Client: Southern Company Data: Scherer PAC-CCR Printed 5/26/2023, 12:53 PM

Constituent	Well	Slope	Calc.	Critical	Sig.	N	%NDs	Normality	Xform	Alpha	Method
Barium, Total (mg/L)	GWA-22 (bg)	-0.0003684	-181	-167	Yes	33	0	n/a	n/a	0.01	NP
Barium, Total (mg/L)	GWA-45 (bg)	0.004353	291	139	Yes	29	0	n/a	n/a	0.01	NP
Barium, Total (mg/L)	GWA-46 (bg)	0.0003812	263	161	Yes	32	0	n/a	n/a	0.01	NP
Barium, Total (mg/L)	GWC-50	0.0002944	204	167	Yes	33	0	n/a	n/a	0.01	NP
Barium, Total (mg/L)	GWC-52	0.0009692	423	167	Yes	33	0	n/a	n/a	0.01	NP
Chromium, Total (mg/L)	GWA-21 (bg)	-0.0003757	-285	-167	Yes	33	12.12	n/a	n/a	0.01	NP
Chromium, Total (mg/L)	GWA-22 (bg)	0.000543	325	167	Yes	33	6.061	n/a	n/a	0.01	NP
Chromium, Total (mg/L)	GWC-52	0.002193	345	167	Yes	33	3.03	n/a	n/a	0.01	NP
Cobalt, Total (mg/L)	GWA-45 (bg)	-0.0005638	-298	-167	Yes	33	21.21	n/a	n/a	0.01	NP
Nickel, Total (mg/L)	GWA-48 (bg)	-0.00006862	-149	-131	Yes	28	60.71	n/a	n/a	0.01	NP

Appendix I Trend Tests - All Results

Plant Scherer Client: Southern Company Data: Scherer PAC-CCR Printed 5/26/2023, 12:53 PM

Constituent	Well	Slope	Calc.	Critical	Sig.	N	%NDs	Normality	Xform	Alpha	Method
Barium, Total (mg/L)	GWA-21 (bg)	0.000356	144	161	No	32	0	n/a	n/a	0.01	NP
Barium, Total (mg/L)	GWA-22 (bg)	-0.0003684	-181	-167	Yes	33	0	n/a	n/a	0.01	NP
Barium, Total (mg/L)	GWA-45 (bg)	0.004353	291	139	Yes	29	0	n/a	n/a	0.01	NP
Barium, Total (mg/L)	GWA-46 (bg)	0.0003812	263	161	Yes	32	0	n/a	n/a	0.01	NP
Barium, Total (mg/L)	GWA-47 (bg)	-0.0005204	-85	-161	No	32	0	n/a	n/a	0.01	NP
Barium, Total (mg/L)	GWA-48 (bg)	0	-5	-152	No	31	0	n/a	n/a	0.01	NP
Barium, Total (mg/L)	GWA-49 (bg)	0	39	167	No	33	0	n/a	n/a	0.01	NP
Barium, Total (mg/L)	GWC-50	0.0002944	204	167	Yes	33	0	n/a	n/a	0.01	NP
Barium, Total (mg/L)	GWC-52	0.0009692	423	167	Yes	33	0	n/a	n/a	0.01	NP
Chromium, Total (mg/L)	GWA-21 (bg)	-0.0003757	-285	-167	Yes	33	12.12	n/a	n/a	0.01	NP
Chromium, Total (mg/L)	GWA-22 (bg)	0.000543	325	167	Yes	33	6.061	n/a	n/a	0.01	NP
Chromium, Total (mg/L)	GWA-45 (bg)	0	0	152	No	31	100	n/a	n/a	0.01	NP
Chromium, Total (mg/L)	GWA-46 (bg)	0.00003974	71	167	No	33	3.03	n/a	n/a	0.01	NP
Chromium, Total (mg/L)	GWA-47 (bg)	0	5	167	No	33	6.061	n/a	n/a	0.01	NP
Chromium, Total (mg/L)	GWA-48 (bg)	-0.0001214	-60	-167	No	33	6.061	n/a	n/a	0.01	NP
Chromium, Total (mg/L)	GWA-49 (bg)	0.00002608	22	167	No	33	3.03	n/a	n/a	0.01	NP
Chromium, Total (mg/L)	GWC-52	0.002193	345	167	Yes	33	3.03	n/a	n/a	0.01	NP
Cobalt, Total (mg/L)	GWA-21 (bg)	0	-159	-167	No	33	63.64	n/a	n/a	0.01	NP
Cobalt, Total (mg/L)	GWA-22 (bg)	0	-107	-161	No	32	71.88	n/a	n/a	0.01	NP
Cobalt, Total (mg/L)	GWA-45 (bg)	-0.0005638	-298	-167	Yes	33	21.21	n/a	n/a	0.01	NP
Cobalt, Total (mg/L)	GWA-46 (bg)	0	-31	-167	No	33	90.91	n/a	n/a	0.01	NP
Cobalt, Total (mg/L)	GWA-47 (bg)	0	-28	-152	No	31	87.1	n/a	n/a	0.01	NP
Cobalt, Total (mg/L)	GWA-48 (bg)	0	-36	-161	No	32	90.63	n/a	n/a	0.01	NP
Cobalt, Total (mg/L)	GWA-49 (bg)	0	-94	-167	No	33	84.85	n/a	n/a	0.01	NP
Cobalt, Total (mg/L)	GWC-50	0	5	167	No	33	93.94	n/a	n/a	0.01	NP
Nickel, Total (mg/L)	GWA-21 (bg)	0	-1	-124	No	27	74.07	n/a	n/a	0.01	NP
Nickel, Total (mg/L)	GWA-22 (bg)	0	-62	-124	No	27	81.48	n/a	n/a	0.01	NP
Nickel, Total (mg/L)	GWA-45 (bg)	0	-119	-131	No	28	75	n/a	n/a	0.01	NP
Nickel, Total (mg/L)	GWA-46 (bg)	0	-35	-124	No	27	92.59	n/a	n/a	0.01	NP
Nickel, Total (mg/L)	GWA-47 (bg)	0	-84	-131	No	28	71.43	n/a	n/a	0.01	NP
Nickel, Total (mg/L)	GWA-48 (bg)	-0.00006862	-149	-131	Yes	28	60.71	n/a	n/a	0.01	NP
Nickel, Total (mg/L)	GWA-49 (bg)	0	-53	-131	No	28	82.14	n/a	n/a	0.01	NP
Nickel, Total (mg/L)	GWC-50	0	64	131	No	28	71.43	n/a	n/a	0.01	NP
Zinc, Total (mg/L)	GWA-21 (bg)	0	-29	-131	No	28	92.86	n/a	n/a	0.01	NP
Zinc, Total (mg/L)	GWA-22 (bg)	0	-9	-118	No	26	92.31	n/a	n/a	0.01	NP
Zinc, Total (mg/L)	GWA-45 (bg)	0	71	131	No	28	67.86	n/a	n/a	0.01	NP
Zinc, Total (mg/L)	GWA-46 (bg)	0	-45	-124	No	27	74.07	n/a	n/a	0.01	NP
Zinc, Total (mg/L)	GWA-47 (bg)	0	-21	-118	No	26	92.31	n/a	n/a	0.01	NP
Zinc, Total (mg/L)	GWA-48 (bg)	0	-36	-131	No	28	89.29	n/a	n/a	0.01	NP
Zinc, Total (mg/L)	GWA-49 (bg)	0	-11	-131	No	28	92.86	n/a	n/a	0.01	NP
Zinc, Total (mg/L)	GWC-50	0	55	131	No	28	82.14	n/a	n/a	0.01	NP

Appendix III Intrawell Prediction Limits - Significant Results

Plant Scherer Client: Southern Company Data: Scherer PAC-CCR Printed 5/26/2023, 12:46 PM

Constituent	Well	Upper Lim.	Lower Lim.	Date	Observ.	Sig.	Bg N	Bg Mean	Std. Dev.	%NDs	ND Adj.	Transform	Alpha	Method
Boron (mg/L)	GWA-22	0.08	n/a	2/28/2023	0.19	Yes	19	n/a	n/a	100	n/a	n/a	0.004832	NP Intra (NDs) 1 of 2
Boron (mg/L)	GWA-46	0.08	n/a	2/28/2023	0.11	Yes	19	n/a	n/a	100	n/a	n/a	0.004832	NP Intra (NDs) 1 of 2
Boron (mg/L)	GWA-48	0.08	n/a	2/28/2023	0.12	Yes	19	n/a	n/a	94.74	n/a	n/a	0.004832	NP Intra (NDs) 1 of 2
Boron (mg/L)	GWC-50	0.08	n/a	3/1/2023	0.95	Yes	19	n/a	n/a	100	n/a	n/a	0.004832	NP Intra (NDs) 1 of 2
Boron (mg/L)	GWC-51	0.08	n/a	2/28/2023	0.08	Yes	19	n/a	n/a	100	n/a	n/a	0.004832	NP Intra (NDs) 1 of 2
Calcium (mg/L)	GWA-22	10.02	n/a	2/28/2023	11	Yes	19	7.211	1.352	0	None	No	0.001504	Param Intra 1 of 2
Calcium (mg/L)	GWC-29	17	n/a	3/1/2023	19	Yes	19	n/a	n/a	0	n/a	n/a	0.004832	NP Intra (normality) 1 of 2
Calcium (mg/L)	GWC-50	8.1	n/a	3/1/2023	20	Yes	19	7.149	0.4569	0	None	No	0.001504	Param Intra 1 of 2
Calcium (mg/L)	GWC-52	22.55	n/a	3/1/2023	25	Yes	19	15.64	3.322	0	None	No	0.001504	Param Intra 1 of 2
Chloride (mg/L)	GWC-50	2.1	n/a	3/1/2023	14	Yes	19	n/a	n/a	0	n/a	n/a	0.004832	NP Intra (normality) 1 of 2
pH (S.U.)	GWA-45	6.48	5.92	2/28/2023	5.88	Yes	23	n/a	n/a	0	n/a	n/a	0.006831	NP Intra (normality) 1 of 2
Sulfate (mg/L)	GWA-21	2.686	n/a	2/28/2023	2.7	Yes	19	1.398	0.6191	5.263	None	No	0.001504	Param Intra 1 of 2
Sulfate (mg/L)	GWA-22	1	n/a	2/28/2023	1.7	Yes	19	n/a	n/a	89.47	n/a	n/a	0.004832	NP Intra (NDs) 1 of 2
Sulfate (mg/L)	GWA-46	1.1	n/a	2/28/2023	1.7	Yes	19	n/a	n/a	63.16	n/a	n/a	0.004832	NP Intra (NDs) 1 of 2
Sulfate (mg/L)	GWA-47	1.1	n/a	2/28/2023	1.6	Yes	19	n/a	n/a	78.95	n/a	n/a	0.004832	NP Intra (NDs) 1 of 2
Sulfate (mg/L)	GWA-48	1.68	n/a	2/28/2023	2.5	Yes	19	1.244	0.2097	0	None	No	0.001504	Param Intra 1 of 2
Sulfate (mg/L)	GWA-49	1	n/a	3/1/2023	1.2	Yes	19	n/a	n/a	63.16	n/a	n/a	0.004832	NP Intra (NDs) 1 of 2
Sulfate (mg/L)	GWC-50	1	n/a	3/1/2023	170	Yes	19	n/a	n/a	89.47	n/a	n/a	0.004832	NP Intra (NDs) 1 of 2
Sulfate (mg/L)	GWC-51	2.7	n/a	2/28/2023	3.2	Yes	19	n/a	n/a	52.63	n/a	n/a	0.004832	NP Intra (NDs) 1 of 2
Sulfate (mg/L)	GWC-52	26.35	n/a	3/1/2023	70	Yes	11	12.57	5.74	9.091	None	No	0.001504	Param Intra 1 of 2
Total Dissolved Solids (mg/L)	GWA-47	118.9	n/a	2/28/2023	120	Yes	19	86.95	15.37	0	None	No	0.001504	Param Intra 1 of 2
Total Dissolved Solids (mg/L)	GWC-50	112.5	n/a	3/1/2023	290	Yes	19	70.21	20.34	0	None	No	0.001504	Param Intra 1 of 2

Appendix III Intrawell Prediction Limits - All Results

Plant Scherer Client: Southern Company Data: Scherer PAC-CCR Printed 5/26/2023, 12:46 PM

Constituent	Well	Upper Lim.	Lower Lim.	Date	Obsrv.	Sig.	Bg	N Bg	Mean	Std. Dev.	%NDs	ND Adj.	Transform	Alpha	Method
Boron (mg/L)	GWA-21	0.08	n/a	2/28/2023	0.08ND	No	19	n/a	n/a	n/a	89.47	n/a	n/a	0.004832	NP Intra (NDs) 1 of 2
Boron (mg/L)	GWA-22	0.08	n/a	2/28/2023	0.19	Yes	19	n/a	n/a	n/a	100	n/a	n/a	0.004832	NP Intra (NDs) 1 of 2
Boron (mg/L)	GWA-45	1.35	n/a	2/28/2023	1.1	No	10	0.932	0.1688	0	None	No	0.001504	Param Intra 1 of 2	
Boron (mg/L)	GWA-46	0.08	n/a	2/28/2023	0.11	Yes	19	n/a	n/a	100	n/a	n/a	0.004832	NP Intra (NDs) 1 of 2	
Boron (mg/L)	GWA-47	0.08	n/a	2/28/2023	0.034J	No	19	n/a	n/a	94.74	n/a	n/a	0.004832	NP Intra (NDs) 1 of 2	
Boron (mg/L)	GWA-48	0.08	n/a	2/28/2023	0.12	Yes	19	n/a	n/a	94.74	n/a	n/a	0.004832	NP Intra (NDs) 1 of 2	
Boron (mg/L)	GWA-49	0.08	n/a	3/1/2023	0.08ND	No	19	n/a	n/a	100	n/a	n/a	0.004832	NP Intra (NDs) 1 of 2	
Boron (mg/L)	GWC-29	0.08	n/a	3/1/2023	0.075J	No	19	n/a	n/a	94.74	n/a	n/a	0.004832	NP Intra (NDs) 1 of 2	
Boron (mg/L)	GWC-50	0.08	n/a	3/1/2023	0.95	Yes	19	n/a	n/a	100	n/a	n/a	0.004832	NP Intra (NDs) 1 of 2	
Boron (mg/L)	GWC-51	0.08	n/a	2/28/2023	0.08	Yes	19	n/a	n/a	100	n/a	n/a	0.004832	NP Intra (NDs) 1 of 2	
Boron (mg/L)	GWC-52	0.08	n/a	3/1/2023	0.08ND	No	19	n/a	n/a	100	n/a	n/a	0.004832	NP Intra (NDs) 1 of 2	
Boron (mg/L)	GWC-53	1.09	n/a	2/28/2023	0.91	No	19	0.946	0.06939	0	None	No	0.001504	Param Intra 1 of 2	
Calcium (mg/L)	GWA-21	11.24	n/a	2/28/2023	8.1	No	19	8.656	1.24	0	None	No	0.001504	Param Intra 1 of 2	
Calcium (mg/L)	GWA-22	10.02	n/a	2/28/2023	11	Yes	19	7.211	1.352	0	None	No	0.001504	Param Intra 1 of 2	
Calcium (mg/L)	GWA-45	47.22	n/a	2/28/2023	23	No	19	34.49	6.119	0	None	No	0.001504	Param Intra 1 of 2	
Calcium (mg/L)	GWA-46	7.062	n/a	2/28/2023	6.6	No	19	5.804	0.6047	0	None	No	0.001504	Param Intra 1 of 2	
Calcium (mg/L)	GWA-47	13	n/a	2/28/2023	13	No	19	n/a	n/a	0	n/a	n/a	0.004832	NP Intra (normality) 1 of 2	
Calcium (mg/L)	GWA-48	14	n/a	2/28/2023	13	No	19	n/a	n/a	0	n/a	n/a	0.004832	NP Intra (normality) 1 of 2	
Calcium (mg/L)	GWA-49	16	n/a	3/1/2023	15	No	19	n/a	n/a	0	n/a	n/a	0.004832	NP Intra (normality) 1 of 2	
Calcium (mg/L)	GWC-29	17	n/a	3/1/2023	19	Yes	19	n/a	n/a	0	n/a	n/a	0.004832	NP Intra (normality) 1 of 2	
Calcium (mg/L)	GWC-50	8.1	n/a	3/1/2023	20	Yes	19	7.149	0.4569	0	None	No	0.001504	Param Intra 1 of 2	
Calcium (mg/L)	GWC-51	7.914	n/a	2/28/2023	7.6	No	19	6.811	0.5301	0	None	No	0.001504	Param Intra 1 of 2	
Calcium (mg/L)	GWC-52	22.55	n/a	3/1/2023	25	Yes	19	15.64	3.322	0	None	No	0.001504	Param Intra 1 of 2	
Calcium (mg/L)	GWC-53	20.32	n/a	2/28/2023	18	No	19	298.6	54.84	0	None	x^2	0.001504	Param Intra 1 of 2	
Chloride (mg/L)	GWA-21	4.416	n/a	2/28/2023	3.6	No	19	3.412	0.4825	0	None	No	0.001504	Param Intra 1 of 2	
Chloride (mg/L)	GWA-22	4.767	n/a	2/28/2023	1.8	No	19	1.638	0.2622	0	None	sqrt(x)	0.001504	Param Intra 1 of 2	
Chloride (mg/L)	GWA-45	13	n/a	2/28/2023	13	No	19	n/a	n/a	0	n/a	n/a	0.004832	NP Intra (normality) 1 of 2	
Chloride (mg/L)	GWA-46	5.759	n/a	2/28/2023	5.2	No	19	3.853	0.9159	0	None	No	0.001504	Param Intra 1 of 2	
Chloride (mg/L)	GWA-47	1.847	n/a	2/28/2023	1.7	No	19	1.514	0.16	0	None	No	0.001504	Param Intra 1 of 2	
Chloride (mg/L)	GWA-48	2.016	n/a	2/28/2023	1.8	No	18	1.741	0.1305	0	None	No	0.001504	Param Intra 1 of 2	
Chloride (mg/L)	GWA-49	2.36	n/a	3/1/2023	2.1	No	19	2.083	0.1331	0	None	No	0.001504	Param Intra 1 of 2	
Chloride (mg/L)	GWC-29	4.103	n/a	3/1/2023	3.9	No	18	3.433	0.3181	0	None	No	0.001504	Param Intra 1 of 2	
Chloride (mg/L)	GWC-50	2.1	n/a	3/1/2023	14	Yes	19	n/a	n/a	0	n/a	n/a	0.004832	NP Intra (normality) 1 of 2	
Chloride (mg/L)	GWC-51	8.175	n/a	2/28/2023	7.9	No	18	1.945	0.07427	0	None	ln(x)	0.001504	Param Intra 1 of 2	
Chloride (mg/L)	GWC-52	8.528	n/a	3/1/2023	8	No	18	7.906	0.296	0	None	No	0.001504	Param Intra 1 of 2	
Chloride (mg/L)	GWC-53	13	n/a	2/28/2023	13	No	19	n/a	n/a	0	n/a	n/a	0.004832	NP Intra (normality) 1 of 2	
Fluoride (mg/L)	GWA-21	0.092	n/a	2/28/2023	0.076J	No	19	n/a	n/a	52.63	n/a	n/a	0.004832	NP Intra (NDs) 1 of 2	
Fluoride (mg/L)	GWA-22	0.088	n/a	2/28/2023	0.071J	No	19	n/a	n/a	57.89	n/a	n/a	0.004832	NP Intra (NDs) 1 of 2	
Fluoride (mg/L)	GWA-45	0.1	n/a	2/28/2023	0.069J	No	19	n/a	n/a	73.68	n/a	n/a	0.004832	NP Intra (NDs) 1 of 2	
Fluoride (mg/L)	GWA-46	0.11	n/a	2/28/2023	0.05J	No	19	n/a	n/a	68.42	n/a	n/a	0.004832	NP Intra (NDs) 1 of 2	
Fluoride (mg/L)	GWA-47	0.1	n/a	2/28/2023	0.059J	No	19	n/a	n/a	63.16	n/a	n/a	0.004832	NP Intra (NDs) 1 of 2	
Fluoride (mg/L)	GWA-48	0.1	n/a	2/28/2023	0.079J	No	19	n/a	n/a	47.37	n/a	n/a	0.004832	NP Intra (normality) 1 of 2	
Fluoride (mg/L)	GWA-49	0.082	n/a	3/1/2023	0.036J	No	19	n/a	n/a	52.63	n/a	n/a	0.004832	NP Intra (NDs) 1 of 2	
Fluoride (mg/L)	GWC-29	0.082	n/a	3/1/2023	0.042J	No	19	n/a	n/a	52.63	n/a	n/a	0.004832	NP Intra (NDs) 1 of 2	
Fluoride (mg/L)	GWC-50	0.1	n/a	3/1/2023	0.029J	No	19	n/a	n/a	63.16	n/a	n/a	0.004832	NP Intra (NDs) 1 of 2	
Fluoride (mg/L)	GWC-51	0.1	n/a	2/28/2023	0.074J	No	19	n/a	n/a	63.16	n/a	n/a	0.004832	NP Intra (NDs) 1 of 2	
Fluoride (mg/L)	GWC-52	0.094	n/a	3/1/2023	0.066J	No	19	n/a	n/a	57.89	n/a	n/a	0.004832	NP Intra (NDs) 1 of 2	
Fluoride (mg/L)	GWC-53	0.1	n/a	2/28/2023	0.031J	No	19	n/a	n/a	84.21	n/a	n/a	0.004832	NP Intra (NDs) 1 of 2	
pH (S.U.)	GWA-21	6.036	5.599	2/28/2023	5.81	No	21	5.818	0.107	0	None	No	0.000752	Param Intra 1 of 2	
pH (S.U.)	GWA-22	6.307	5.548	2/28/2023	6.21	No	22	5.928	0.187	0	None	No	0.000752	Param Intra 1 of 2	
pH (S.U.)	GWA-45	6.48	5.92	2/28/2023	5.88	Yes	23	n/a	n/a	0	n/a	n/a	0.006831	NP Intra (normality) 1 of 2	
pH (S.U.)	GWA-46	6.83	5.71	2/28/2023	5.91	No	24	n/a	n/a	0	n/a	n/a	0.006247	NP Intra (normality) 1 of 2	
pH (S.U.)	GWA-47	6.608	6.308	2/28/2023	6.52	No	26	6.458	0.07553	0	None	No	0.000752	Param Intra 1 of 2	
pH (S.U.)	GWA-48	6.966	6.599	2/28/2023	6.87	No	24	6.783	0.09157	0	None	No	0.000752	Param Intra 1 of 2	
pH (S.U.)	GWA-49	7.098	6.674	3/1/2023	6.98	No	23	6.886	0.105	0	None	No	0.000752	Param Intra 1 of 2	

Appendix III Intrawell Prediction Limits - All Results

Plant Scherer Client: Southern Company Data: Scherer PAC-CCR Printed 5/26/2023, 12:46 PM

Constituent	Well	Upper Lim.	Lower Lim.	Date	Obsrv.	Sig.	Bg N	Bg Mean	Std. Dev.	%NDs	ND Adj.	Transform	Alpha	Method
pH (S.U.)	GWC-29	6.3	5.72	3/1/2023	6.11	No	23	n/a	n/a	0	n/a	n/a	0.006831	NP Intra (normality) 1 of 2
pH (S.U.)	GWC-50	5.959	5.69	3/1/2023	5.69	No	24	5.824	0.06717	0	None	No	0.000752	Param Intra 1 of 2
pH (S.U.)	GWC-51	6.008	5.744	2/28/2023	5.86	No	25	5.876	0.06614	0	None	No	0.000752	Param Intra 1 of 2
pH (S.U.)	GWC-52	6.787	6.53	3/1/2023	6.59	No	25	6.659	0.06463	0	None	No	0.000752	Param Intra 1 of 2
pH (S.U.)	GWC-53	5.752	5.445	2/28/2023	5.66	No	23	5.598	0.07608	0	None	No	0.000752	Param Intra 1 of 2
Sulfate (mg/L)	GWA-21	2.686	n/a	2/28/2023	2.7	Yes	19	1.398	0.6191	5.263	None	No	0.001504	Param Intra 1 of 2
Sulfate (mg/L)	GWA-22	1	n/a	2/28/2023	1.7	Yes	19	n/a	n/a	89.47	n/a	n/a	0.004832	NP Intra (NDs) 1 of 2
Sulfate (mg/L)	GWA-45	190.4	n/a	2/28/2023	170	No	19	151.4	18.71	0	None	No	0.001504	Param Intra 1 of 2
Sulfate (mg/L)	GWA-46	1.1	n/a	2/28/2023	1.7	Yes	19	n/a	n/a	63.16	n/a	n/a	0.004832	NP Intra (NDs) 1 of 2
Sulfate (mg/L)	GWA-47	1.1	n/a	2/28/2023	1.6	Yes	19	n/a	n/a	78.95	n/a	n/a	0.004832	NP Intra (NDs) 1 of 2
Sulfate (mg/L)	GWA-48	1.68	n/a	2/28/2023	2.5	Yes	19	1.244	0.2097	0	None	No	0.001504	Param Intra 1 of 2
Sulfate (mg/L)	GWA-49	1	n/a	3/1/2023	1.2	Yes	19	n/a	n/a	63.16	n/a	n/a	0.004832	NP Intra (NDs) 1 of 2
Sulfate (mg/L)	GWC-29	3.356	n/a	3/1/2023	2.4	No	19	6.918	2.089	5.263	None	x^2	0.001504	Param Intra 1 of 2
Sulfate (mg/L)	GWC-50	1	n/a	3/1/2023	170	Yes	19	n/a	n/a	89.47	n/a	n/a	0.004832	NP Intra (NDs) 1 of 2
Sulfate (mg/L)	GWC-51	2.7	n/a	2/28/2023	3.2	Yes	19	n/a	n/a	52.63	n/a	n/a	0.004832	NP Intra (NDs) 1 of 2
Sulfate (mg/L)	GWC-52	26.35	n/a	3/1/2023	70	Yes	11	12.57	5.74	9.091	None	No	0.001504	Param Intra 1 of 2
Sulfate (mg/L)	GWC-53	170	n/a	2/28/2023	170	No	19	n/a	n/a	0	n/a	n/a	0.004832	NP Intra (normality) 1 of 2
Total Dissolved Solids (mg/L)	GWA-21	129	n/a	2/28/2023	98	No	19	88.89	19.28	0	None	No	0.001504	Param Intra 1 of 2
Total Dissolved Solids (mg/L)	GWA-22	103	n/a	2/28/2023	99	No	19	68.26	16.69	0	None	No	0.001504	Param Intra 1 of 2
Total Dissolved Solids (mg/L)	GWA-45	375.8	n/a	2/28/2023	320	No	19	281.9	45.08	0	None	No	0.001504	Param Intra 1 of 2
Total Dissolved Solids (mg/L)	GWA-46	89.61	n/a	2/28/2023	64	No	19	52.66	17.75	5.263	None	No	0.001504	Param Intra 1 of 2
Total Dissolved Solids (mg/L)	GWA-47	118.9	n/a	2/28/2023	120	Yes	19	86.95	15.37	0	None	No	0.001504	Param Intra 1 of 2
Total Dissolved Solids (mg/L)	GWA-48	123.1	n/a	2/28/2023	110	No	19	94.05	13.98	0	None	No	0.001504	Param Intra 1 of 2
Total Dissolved Solids (mg/L)	GWA-49	129.2	n/a	3/1/2023	120	No	18	108.6	9.793	0	None	No	0.001504	Param Intra 1 of 2
Total Dissolved Solids (mg/L)	GWC-29	142.1	n/a	3/1/2023	130	No	19	95.79	22.25	0	None	No	0.001504	Param Intra 1 of 2
Total Dissolved Solids (mg/L)	GWC-50	112.5	n/a	3/1/2023	290	Yes	19	70.21	20.34	0	None	No	0.001504	Param Intra 1 of 2
Total Dissolved Solids (mg/L)	GWC-51	106.2	n/a	2/28/2023	84	No	18	77.39	13.68	0	None	No	0.001504	Param Intra 1 of 2
Total Dissolved Solids (mg/L)	GWC-52	203.8	n/a	3/1/2023	190	No	19	137.1	32.07	0	None	No	0.001504	Param Intra 1 of 2
Total Dissolved Solids (mg/L)	GWC-53	326.8	n/a	2/28/2023	280	No	19	258.3	32.93	0	None	No	0.001504	Param Intra 1 of 2

Appendix III Interwell Prediction Limits - Two-Step - Significant Results

Plant Scherer Client: Southern Company Data: Scherer PAC-CCR Printed 5/26/2023, 12:48 PM

Constituent	Well	Upper Lim.	Lower Lim.	Date	Observ.	Sig.	Bg N	Bg Mean	Std. Dev.	%NDs	ND Adj.	Transform	Alpha	Method
Chloride (mg/L)	GWC-50	13	n/a	3/1/2023	14	Yes	139	n/a	n/a	0	n/a	n/a	0.0001014	NP Inter (normality) 1 of 2

Appendix III Interwell Prediction Limits - Two-Step - All Results

Plant Scherer Client: Southern Company Data: Scherer PAC-CCR Printed 5/26/2023, 12:48 PM

Constituent	Well	Upper Lim.	Lower Lim.	Date	Obsrv.	Sig.	Bg N	Bg Mean	Std. Dev.	%NDs	ND Adj.	Transform	Alpha	Method
Boron (mg/L)	GWC-50	1.2	n/a	3/1/2023	0.95	No	140	n/a	n/a	80	n/a	n/a	0.00009967	NP Inter (NDs) 1 of 2
Boron (mg/L)	GWC-51	1.2	n/a	2/28/2023	0.08	No	140	n/a	n/a	80	n/a	n/a	0.00009967	NP Inter (NDs) 1 of 2
Calcium (mg/L)	GWC-29	45	n/a	3/1/2023	19	No	140	n/a	n/a	0	n/a	n/a	0.00009967	NP Inter (normality) 1 of 2
Calcium (mg/L)	GWC-50	45	n/a	3/1/2023	20	No	140	n/a	n/a	0	n/a	n/a	0.00009967	NP Inter (normality) 1 of 2
Calcium (mg/L)	GWC-52	45	n/a	3/1/2023	25	No	140	n/a	n/a	0	n/a	n/a	0.00009967	NP Inter (normality) 1 of 2
Chloride (mg/L)	GWC-50	13	n/a	3/1/2023	14	Yes	139	n/a	n/a	0	n/a	n/a	0.0001014	NP Inter (normality) 1 of 2
Sulfate (mg/L)	GWC-50	180	n/a	3/1/2023	170	No	140	n/a	n/a	40.71	n/a	n/a	0.00009967	NP Inter (normality) 1 of 2
Sulfate (mg/L)	GWC-51	180	n/a	2/28/2023	3.2	No	140	n/a	n/a	40.71	n/a	n/a	0.00009967	NP Inter (normality) 1 of 2
Sulfate (mg/L)	GWC-52	180	n/a	3/1/2023	70	No	140	n/a	n/a	40.71	n/a	n/a	0.00009967	NP Inter (normality) 1 of 2
Total Dissolved Solids (mg/L)	GWC-50	360	n/a	3/1/2023	290	No	139	n/a	n/a	0.7194	n/a	n/a	0.0001014	NP Inter (normality) 1 of 2

Appendix III Trend Tests - Significant Results

Plant Scherer Client: Southern Company Data: Scherer PAC-CCR Printed 8/21/2023, 2:22 PM

Constituent	Well	Slope	Calc.	Critical	Sig.	N	%NDs	Normality	Xform	Alpha	Method
Boron (mg/L)	GWA-45 (bg)	0.1306	148	81	Yes	20	0	n/a	n/a	0.01	NP
Calcium (mg/L)	GWA-47 (bg)	0.2144	84	81	Yes	20	0	n/a	n/a	0.01	NP
Calcium (mg/L)	GWC-29	1.348	146	81	Yes	20	0	n/a	n/a	0.01	NP
Calcium (mg/L)	GWC-52	1.571	145	81	Yes	20	0	n/a	n/a	0.01	NP
Chloride (mg/L)	GWA-21 (bg)	0.1495	93	81	Yes	20	0	n/a	n/a	0.01	NP
Chloride (mg/L)	GWA-22 (bg)	-0.2826	-93	-81	Yes	20	0	n/a	n/a	0.01	NP
Chloride (mg/L)	GWA-45 (bg)	0.4689	97	81	Yes	20	0	n/a	n/a	0.01	NP
Chloride (mg/L)	GWA-46 (bg)	0.4013	147	81	Yes	20	0	n/a	n/a	0.01	NP
Sulfate (mg/L)	GWC-51	0.1966	101	81	Yes	20	50	n/a	n/a	0.01	NP
Sulfate (mg/L)	GWC-52	9.098	170	81	Yes	20	5	n/a	n/a	0.01	NP
Total Dissolved Solids (mg/L)	GWA-21 (bg)	6.198	106	81	Yes	20	0	n/a	n/a	0.01	NP
Total Dissolved Solids (mg/L)	GWA-45 (bg)	16.1	107	81	Yes	20	0	n/a	n/a	0.01	NP

Appendix III Trend Tests - All Results

Plant Scherer Client: Southern Company Data: Scherer PAC-CCR Printed 8/21/2023, 2:22 PM

Constituent	Well	Slope	Calc.	Critical	Sig.	N	%NDs	Normality	Xform	Alpha	Method
Boron (mg/L)	GWA-21 (bg)	0	13	81	No	20	90	n/a	n/a	0.01	NP
Boron (mg/L)	GWA-22 (bg)	0	19	81	No	20	95	n/a	n/a	0.01	NP
Boron (mg/L)	GWA-45 (bg)	0.1306	148	81	Yes	20	0	n/a	n/a	0.01	NP
Boron (mg/L)	GWA-46 (bg)	0	19	81	No	20	95	n/a	n/a	0.01	NP
Boron (mg/L)	GWA-47 (bg)	0	-1	-81	No	20	90	n/a	n/a	0.01	NP
Boron (mg/L)	GWA-48 (bg)	0	7	81	No	20	90	n/a	n/a	0.01	NP
Boron (mg/L)	GWA-49 (bg)	0	0	81	No	20	100	n/a	n/a	0.01	NP
Boron (mg/L)	GWC-50	0	19	81	No	20	95	n/a	n/a	0.01	NP
Boron (mg/L)	GWC-51	0	0	81	No	20	95	n/a	n/a	0.01	NP
Calcium (mg/L)	GWA-21 (bg)	-0.1033	-25	-81	No	20	0	n/a	n/a	0.01	NP
Calcium (mg/L)	GWA-22 (bg)	0.2107	36	81	No	20	0	n/a	n/a	0.01	NP
Calcium (mg/L)	GWA-45 (bg)	-1.483	-51	-81	No	20	0	n/a	n/a	0.01	NP
Calcium (mg/L)	GWA-46 (bg)	0.1331	67	81	No	20	0	n/a	n/a	0.01	NP
Calcium (mg/L)	GWA-47 (bg)	0.2144	84	81	Yes	20	0	n/a	n/a	0.01	NP
Calcium (mg/L)	GWA-48 (bg)	0	9	81	No	20	0	n/a	n/a	0.01	NP
Calcium (mg/L)	GWA-49 (bg)	0	14	81	No	20	0	n/a	n/a	0.01	NP
Calcium (mg/L)	GWC-29	1.348	146	81	Yes	20	0	n/a	n/a	0.01	NP
Calcium (mg/L)	GWC-50	0.104	43	81	No	20	0	n/a	n/a	0.01	NP
Calcium (mg/L)	GWC-52	1.571	145	81	Yes	20	0	n/a	n/a	0.01	NP
Chloride (mg/L)	GWA-21 (bg)	0.1495	93	81	Yes	20	0	n/a	n/a	0.01	NP
Chloride (mg/L)	GWA-22 (bg)	-0.2826	-93	-81	Yes	20	0	n/a	n/a	0.01	NP
Chloride (mg/L)	GWA-45 (bg)	0.4689	97	81	Yes	20	0	n/a	n/a	0.01	NP
Chloride (mg/L)	GWA-46 (bg)	0.4013	147	81	Yes	20	0	n/a	n/a	0.01	NP
Chloride (mg/L)	GWA-47 (bg)	0	11	81	No	20	0	n/a	n/a	0.01	NP
Chloride (mg/L)	GWA-48 (bg)	0	-13	-74	No	19	0	n/a	n/a	0.01	NP
Chloride (mg/L)	GWA-49 (bg)	0	-24	-81	No	20	0	n/a	n/a	0.01	NP
Chloride (mg/L)	GWC-50	0	-18	-81	No	20	0	n/a	n/a	0.01	NP
Sulfate (mg/L)	GWA-21 (bg)	0.1628	74	81	No	20	5	n/a	n/a	0.01	NP
Sulfate (mg/L)	GWA-22 (bg)	0	-2	-81	No	20	85	n/a	n/a	0.01	NP
Sulfate (mg/L)	GWA-45 (bg)	5.088	77	81	No	20	0	n/a	n/a	0.01	NP
Sulfate (mg/L)	GWA-46 (bg)	0	24	81	No	20	60	n/a	n/a	0.01	NP
Sulfate (mg/L)	GWA-47 (bg)	0	9	81	No	20	75	n/a	n/a	0.01	NP
Sulfate (mg/L)	GWA-48 (bg)	0.04121	53	81	No	20	0	n/a	n/a	0.01	NP
Sulfate (mg/L)	GWA-49 (bg)	0	-19	-81	No	20	60	n/a	n/a	0.01	NP
Sulfate (mg/L)	GWC-50	0	-2	-81	No	20	85	n/a	n/a	0.01	NP
Sulfate (mg/L)	GWC-51	0.1966	101	81	Yes	20	50	n/a	n/a	0.01	NP
Sulfate (mg/L)	GWC-52	9.098	170	81	Yes	20	5	n/a	n/a	0.01	NP
Total Dissolved Solids (mg/L)	GWA-21 (bg)	6.198	106	81	Yes	20	0	n/a	n/a	0.01	NP
Total Dissolved Solids (mg/L)	GWA-22 (bg)	2.098	31	81	No	20	0	n/a	n/a	0.01	NP
Total Dissolved Solids (mg/L)	GWA-45 (bg)	16.1	107	81	Yes	20	0	n/a	n/a	0.01	NP
Total Dissolved Solids (mg/L)	GWA-46 (bg)	2.681	53	81	No	20	5	n/a	n/a	0.01	NP
Total Dissolved Solids (mg/L)	GWA-47 (bg)	3.433	76	81	No	20	0	n/a	n/a	0.01	NP
Total Dissolved Solids (mg/L)	GWA-48 (bg)	2.687	53	81	No	20	0	n/a	n/a	0.01	NP
Total Dissolved Solids (mg/L)	GWA-49 (bg)	1.993	54	74	No	19	0	n/a	n/a	0.01	NP
Total Dissolved Solids (mg/L)	GWC-50	1.347	19	81	No	20	0	n/a	n/a	0.01	NP

Appendix I Intrawell Prediction Limits - Resample Results (No Significant)

Plant Scherer Client: Southern Company Data: Scherer PAC-CCR Printed 5/26/2023, 1:41 PM

Constituent	Well	Upper Lim.	Lower Lim.	Date	Observ.	Sig.	Bg N	Bg Mean	Std. Dev.	%NDs	ND Adj.	Transform	Alpha	Method
Zinc, Total (mg/L)	GWC-50	0.0076	n/a	5/2/2023	0.005ND	No	27	n/a	n/a	85.19	n/a	n/a	0.002502	NP Intra (NDs) 1 of 2

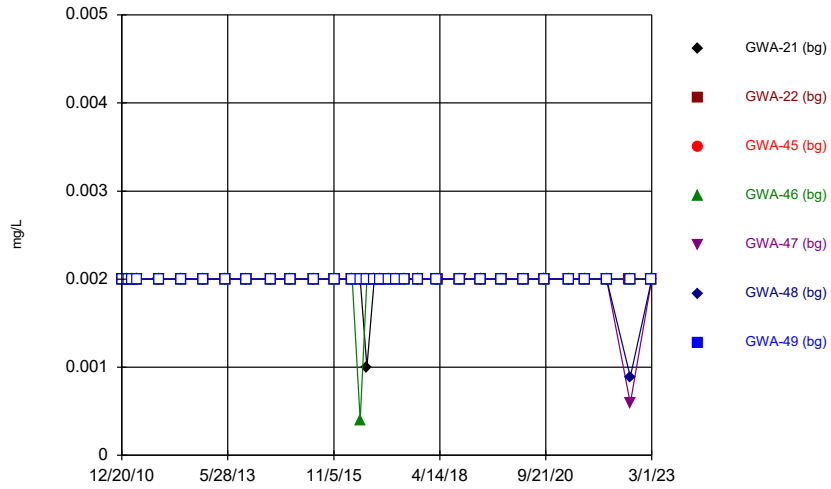
Appendix III Intrawell Prediction Limits - Resample Results (No Significant)

Plant Scherer Client: Southern Company Data: Scherer PAC-CCR Printed 5/26/2023, 1:43 PM

Constituent	Well	Upper Lim.	Lower Lim.	Date	Observ.	Sig.	Bg N	Bg Mean	Std. Dev.	%NDs	ND Adj.	Transform	Alpha	Method
Chloride (mg/L)	GWC-50	2.1	n/a	5/2/2023	1.7	No	19	n/a	n/a	0	n/a	n/a	0.004832	NP Intra (normality) 1 of 2
pH (S.U.)	GWC-50	5.959	5.69	5/2/2023	5.82	No	24	5.824	0.06717	0	None	No	0.000752	Param Intra 1 of 2

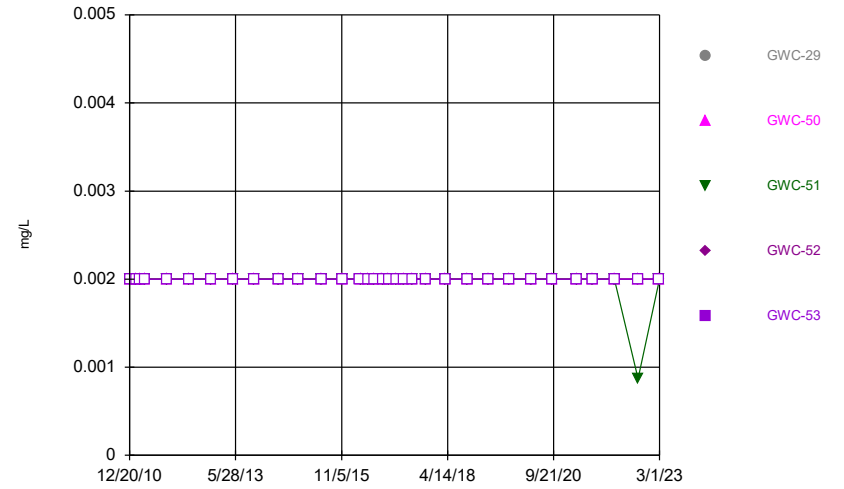
FIGURE A.

Time Series



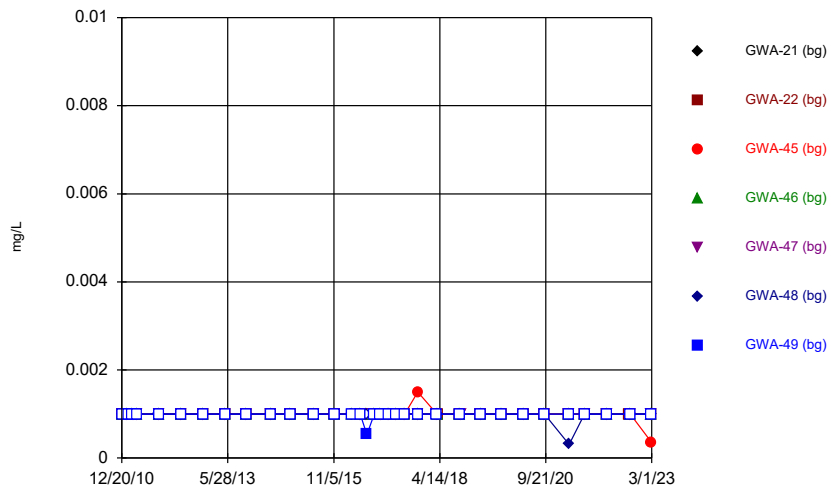
Constituent: Antimony, Total Analysis Run 5/26/2023 12:16 PM
Plant Scherer Client: Southern Company Data: Scherer PAC-CCR

Time Series



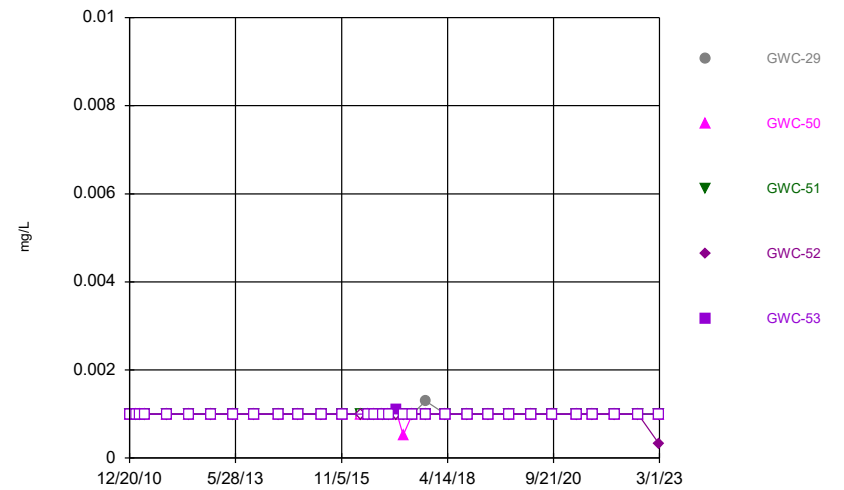
Constituent: Antimony, Total Analysis Run 5/26/2023 12:16 PM
Plant Scherer Client: Southern Company Data: Scherer PAC-CCR

Time Series



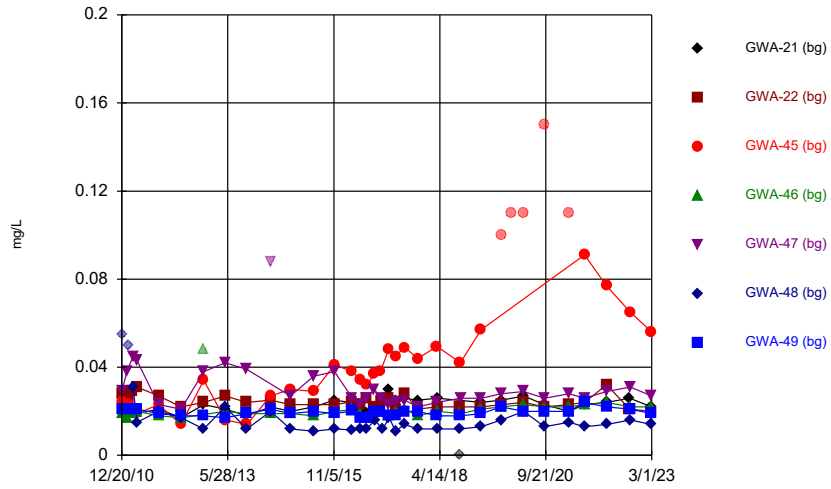
Constituent: Arsenic, Total Analysis Run 5/26/2023 12:16 PM
Plant Scherer Client: Southern Company Data: Scherer PAC-CCR

Time Series



Constituent: Arsenic, Total Analysis Run 5/26/2023 12:16 PM
Plant Scherer Client: Southern Company Data: Scherer PAC-CCR

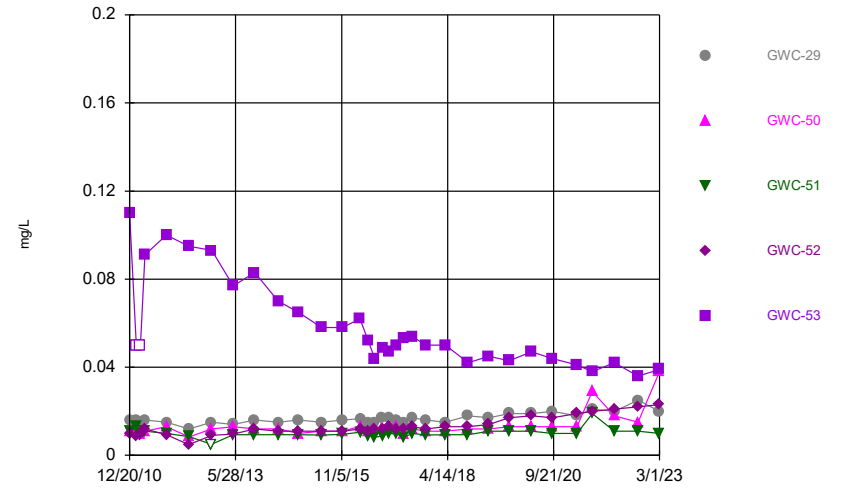
Time Series



Constituent: Barium, Total Analysis Run 5/26/2023 12:16 PM
Plant Scherer Client: Southern Company Data: Scherer PAC-CCR

Hollow symbols indicate censored values.

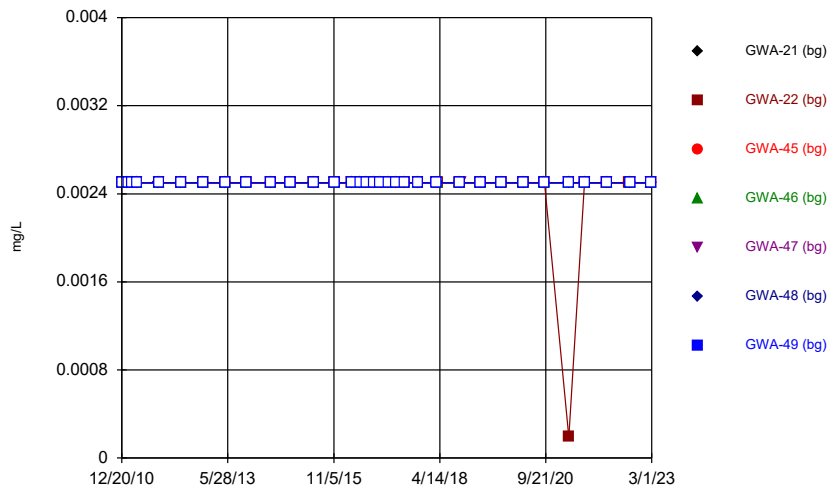
Time Series



Constituent: Barium, Total Analysis Run 5/26/2023 12:16 PM
Plant Scherer Client: Southern Company Data: Scherer PAC-CCR

Hollow symbols indicate censored values.

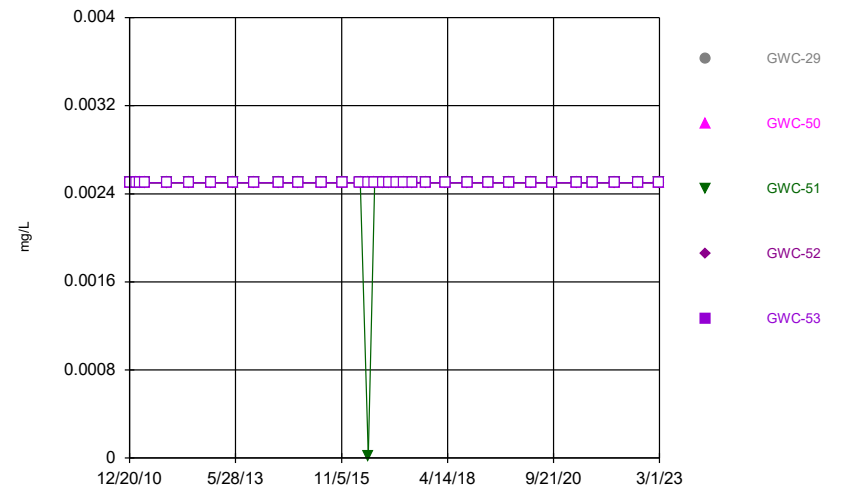
Time Series



Constituent: Beryllium, Total Analysis Run 5/26/2023 12:16 PM
Plant Scherer Client: Southern Company Data: Scherer PAC-CCR

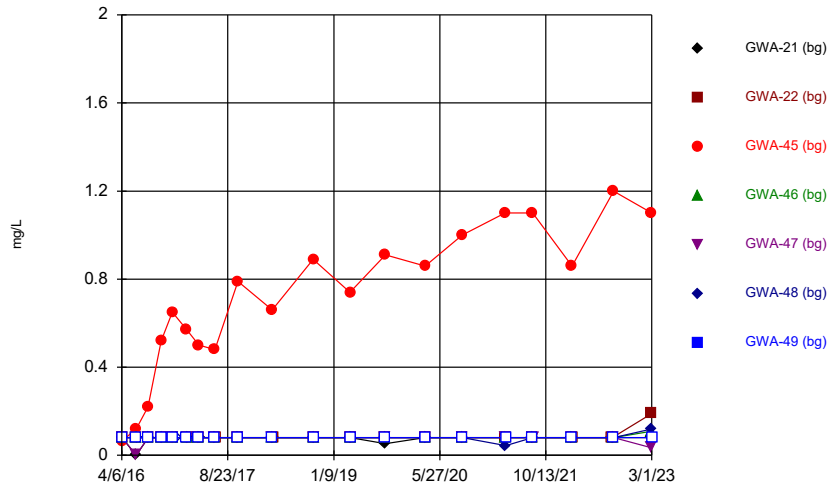
Hollow symbols indicate censored values.

Time Series



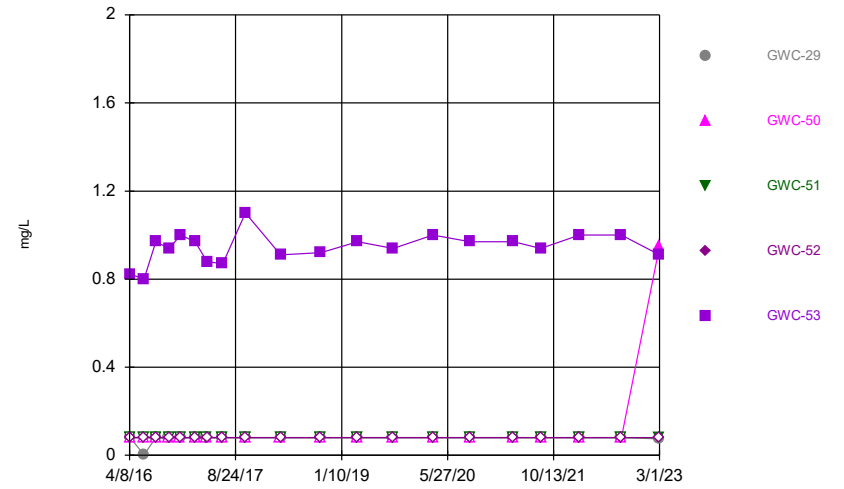
Constituent: Beryllium, Total Analysis Run 5/26/2023 12:16 PM
Plant Scherer Client: Southern Company Data: Scherer PAC-CCR

Time Series



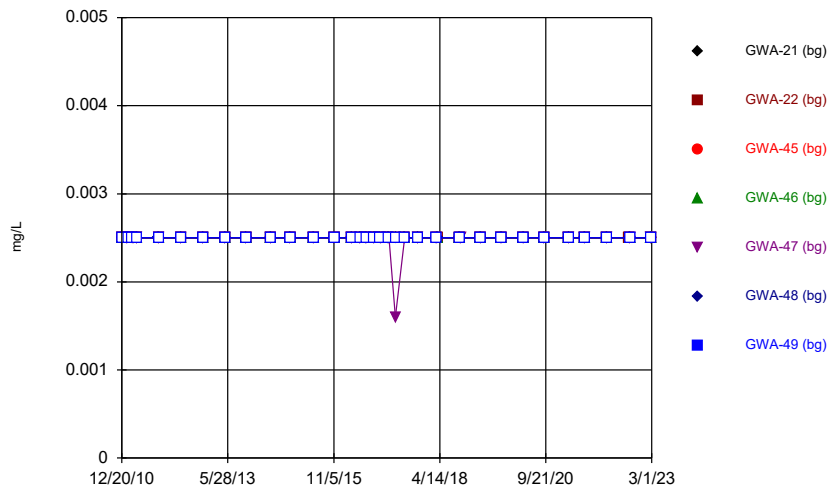
Constituent: Boron Analysis Run 5/26/2023 12:16 PM
Plant Scherer Client: Southern Company Data: Scherer PAC-CCR

Time Series



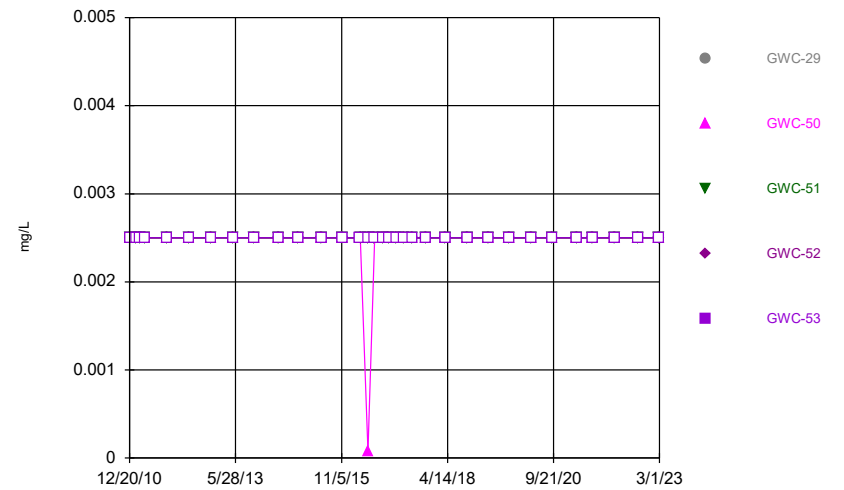
Constituent: Boron Analysis Run 5/26/2023 12:16 PM
Plant Scherer Client: Southern Company Data: Scherer PAC-CCR

Time Series



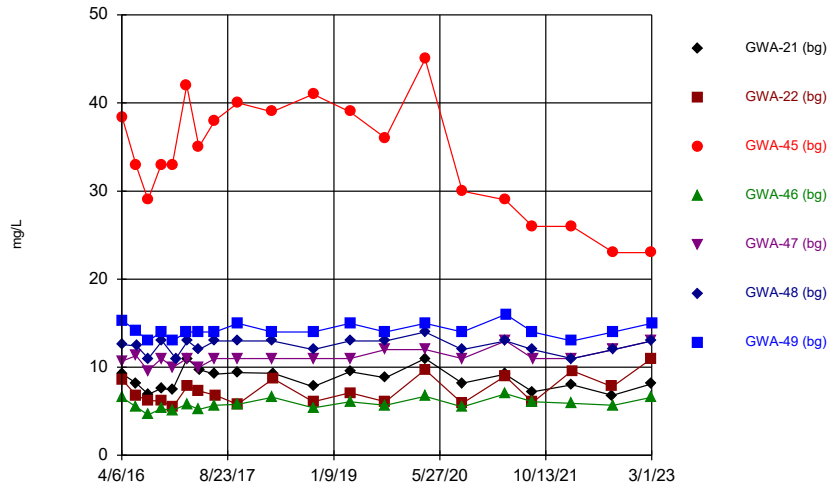
Constituent: Cadmium, Total Analysis Run 5/26/2023 12:16 PM
Plant Scherer Client: Southern Company Data: Scherer PAC-CCR

Time Series



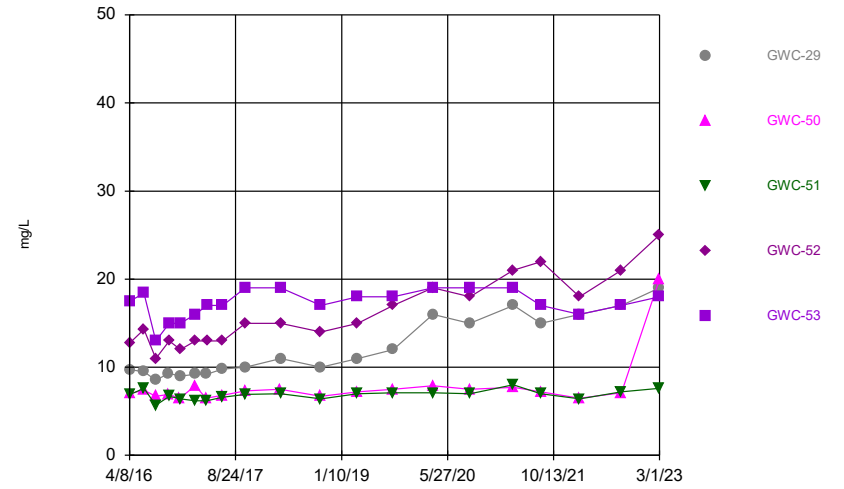
Constituent: Cadmium, Total Analysis Run 5/26/2023 12:16 PM
Plant Scherer Client: Southern Company Data: Scherer PAC-CCR

Time Series



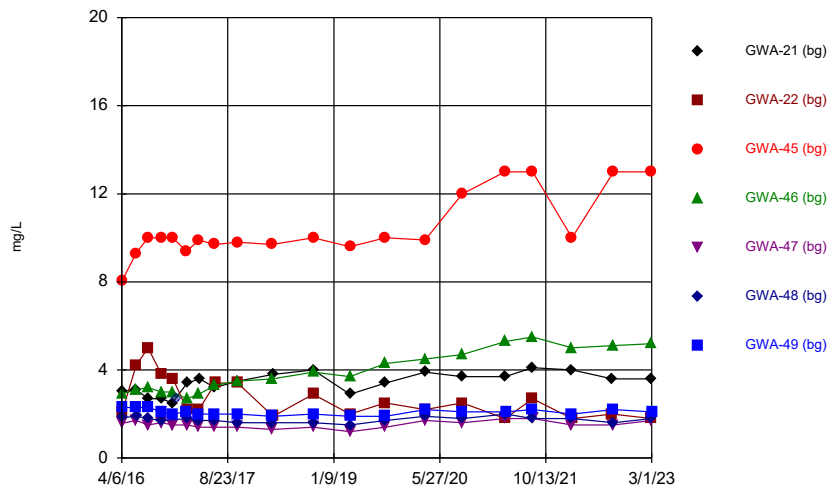
Constituent: Calcium Analysis Run 5/26/2023 12:16 PM
 Plant Scherer Client: Southern Company Data: Scherer PAC-CCR

Time Series



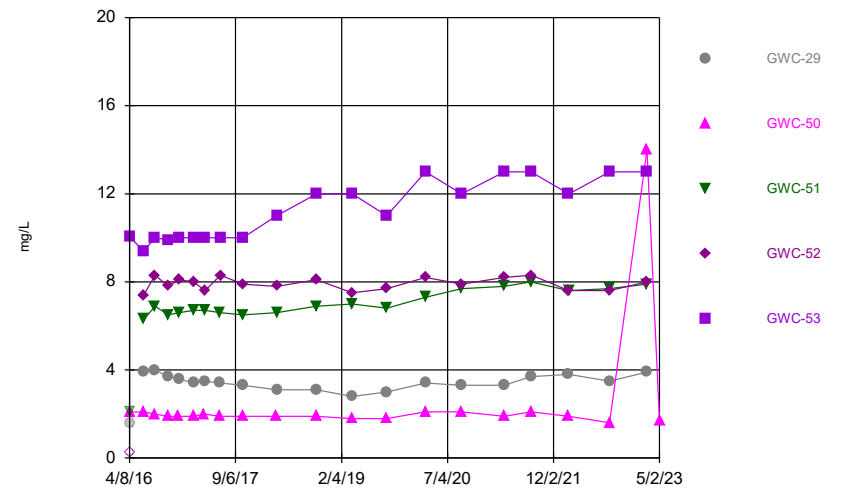
Constituent: Calcium Analysis Run 5/26/2023 12:16 PM
 Plant Scherer Client: Southern Company Data: Scherer PAC-CCR

Time Series



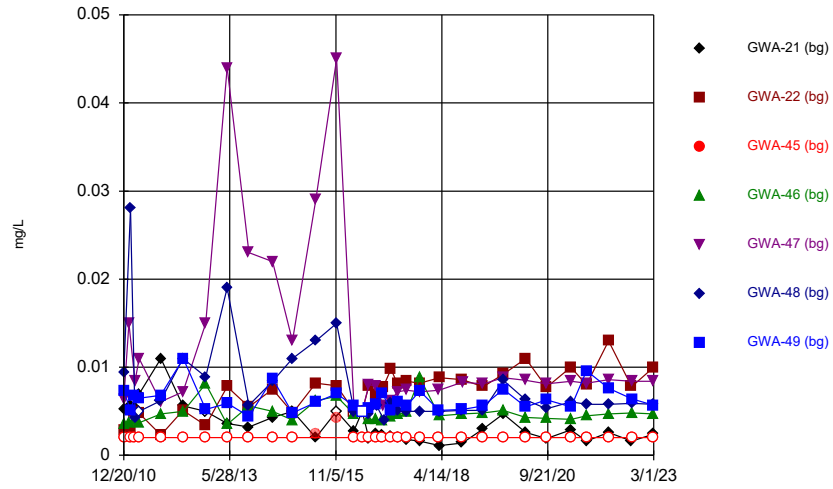
Constituent: Chloride Analysis Run 5/26/2023 12:16 PM
 Plant Scherer Client: Southern Company Data: Scherer PAC-CCR

Time Series



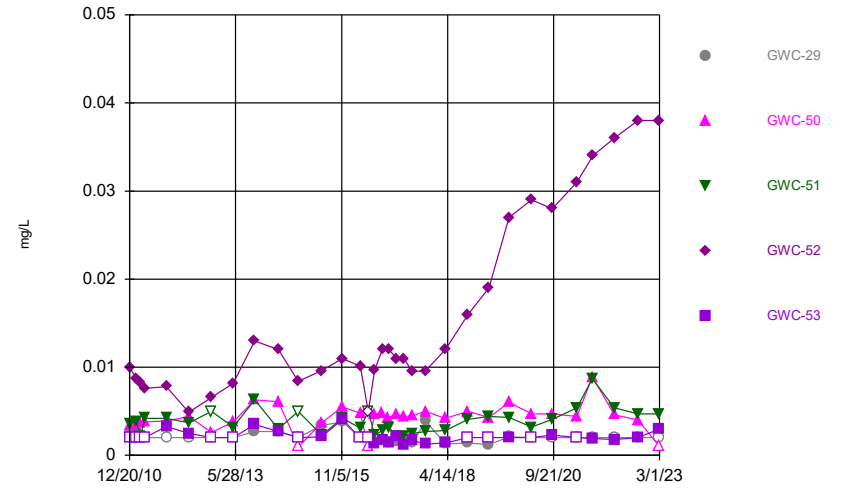
Constituent: Chloride Analysis Run 5/26/2023 12:16 PM
 Plant Scherer Client: Southern Company Data: Scherer PAC-CCR

Time Series



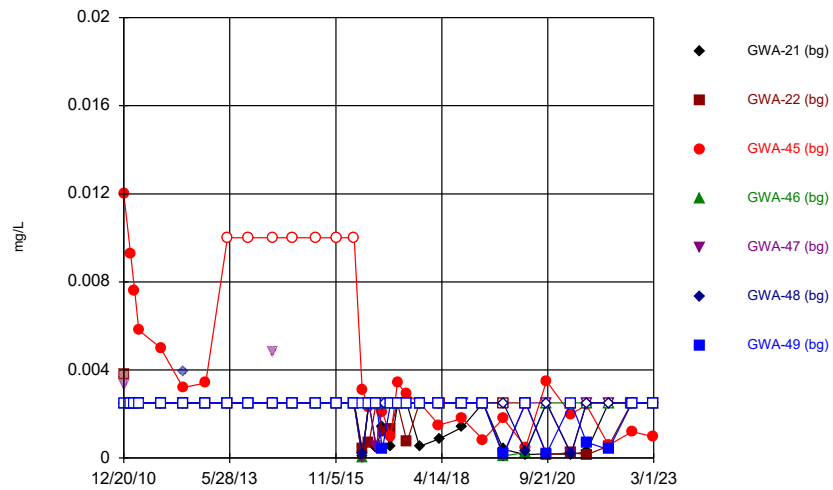
Constituent: Chromium, Total Analysis Run 5/26/2023 12:16 PM
Plant Scherer Client: Southern Company Data: Scherer PAC-CCR

Time Series



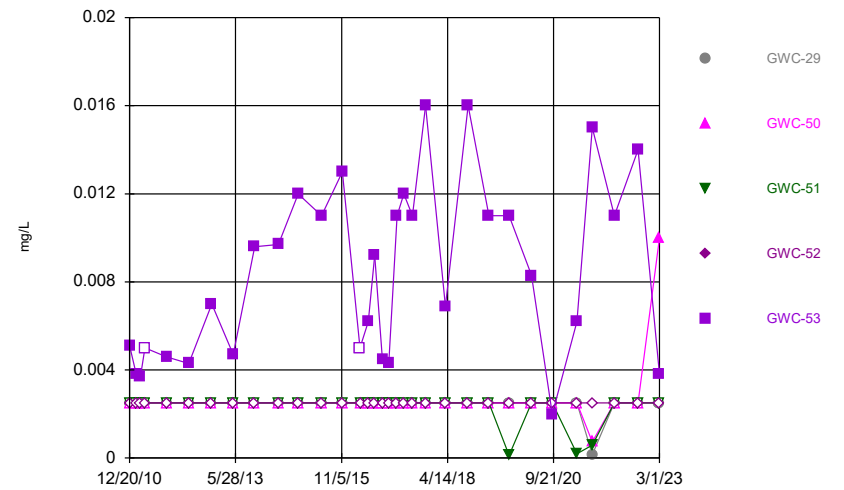
Constituent: Chromium, Total Analysis Run 5/26/2023 12:16 PM
Plant Scherer Client: Southern Company Data: Scherer PAC-CCR

Time Series



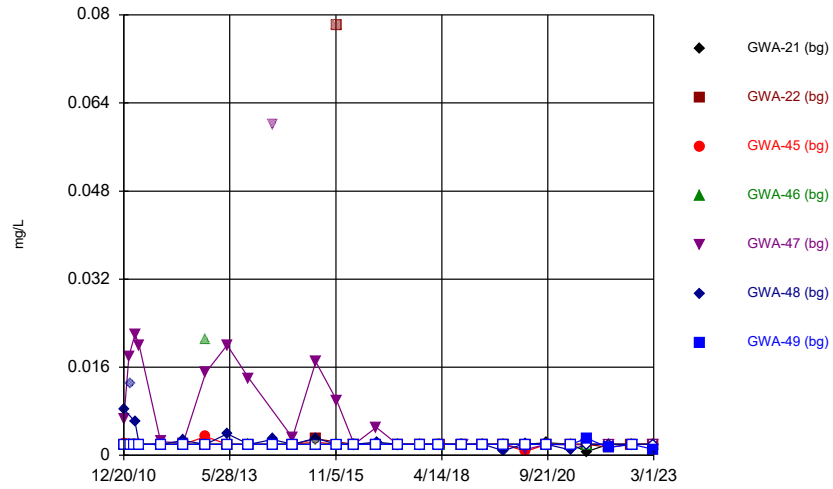
Constituent: Cobalt, Total Analysis Run 5/26/2023 12:16 PM
Plant Scherer Client: Southern Company Data: Scherer PAC-CCR

Time Series



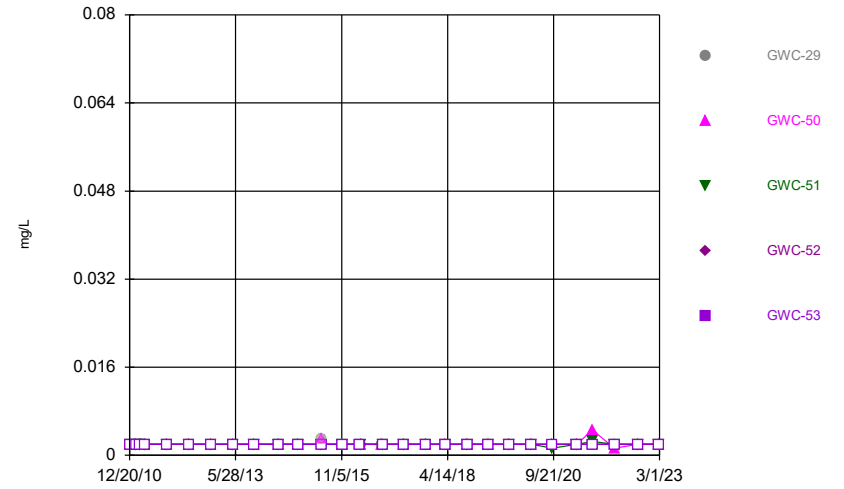
Constituent: Cobalt, Total Analysis Run 5/26/2023 12:16 PM
Plant Scherer Client: Southern Company Data: Scherer PAC-CCR

Time Series



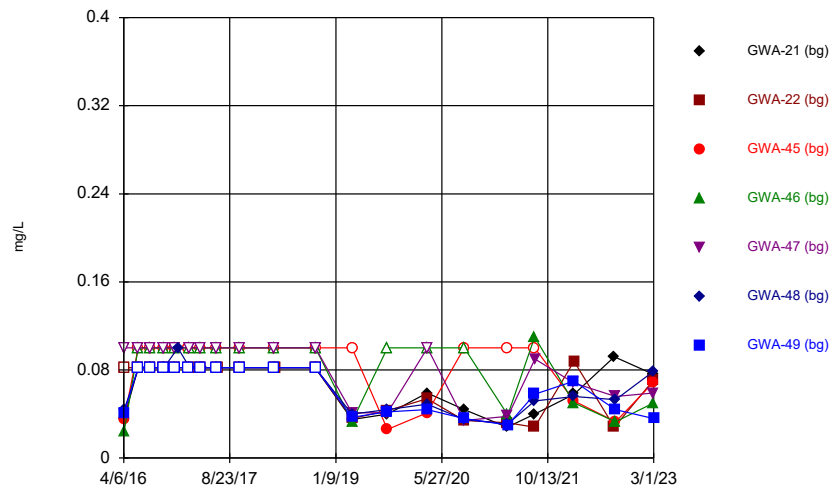
Constituent: Copper, Total Analysis Run 5/26/2023 12:17 PM
Plant Scherer Client: Southern Company Data: Scherer PAC-CCR

Time Series



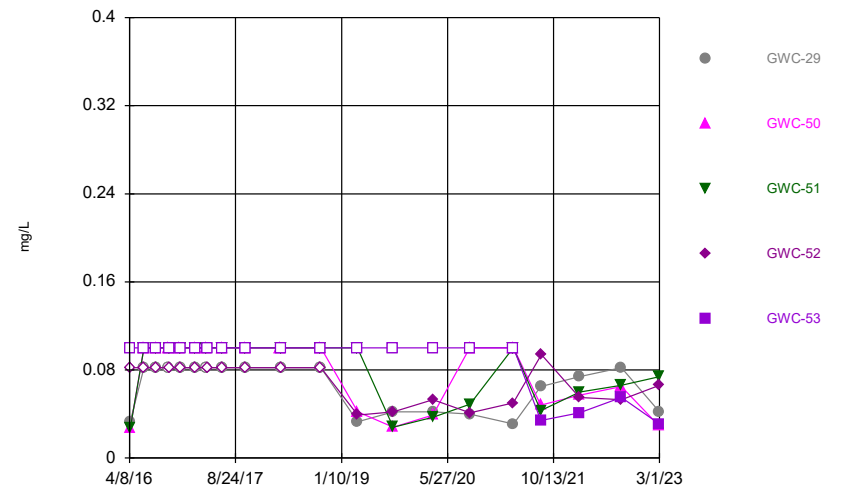
Constituent: Copper, Total Analysis Run 5/26/2023 12:17 PM
Plant Scherer Client: Southern Company Data: Scherer PAC-CCR

Time Series



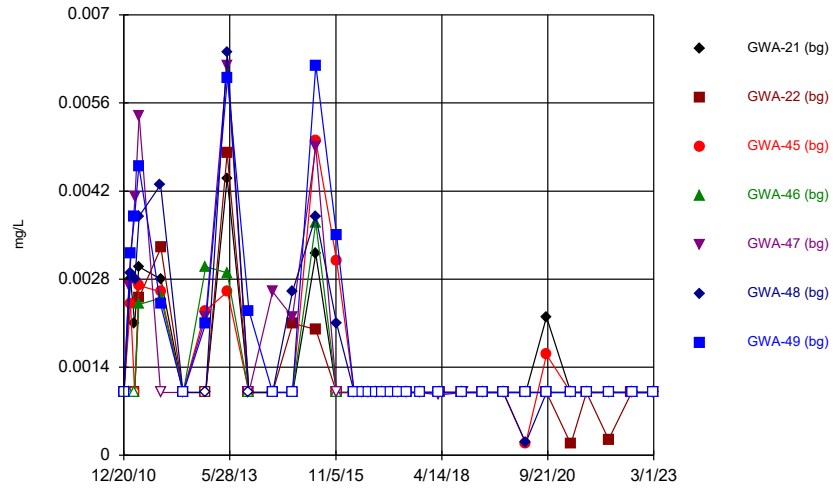
Constituent: Fluoride Analysis Run 5/26/2023 12:17 PM
Plant Scherer Client: Southern Company Data: Scherer PAC-CCR

Time Series



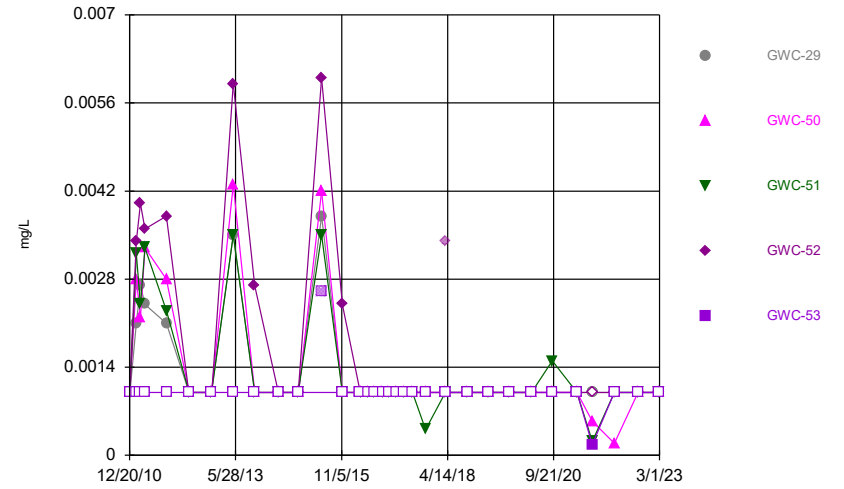
Constituent: Fluoride Analysis Run 5/26/2023 12:17 PM
Plant Scherer Client: Southern Company Data: Scherer PAC-CCR

Time Series



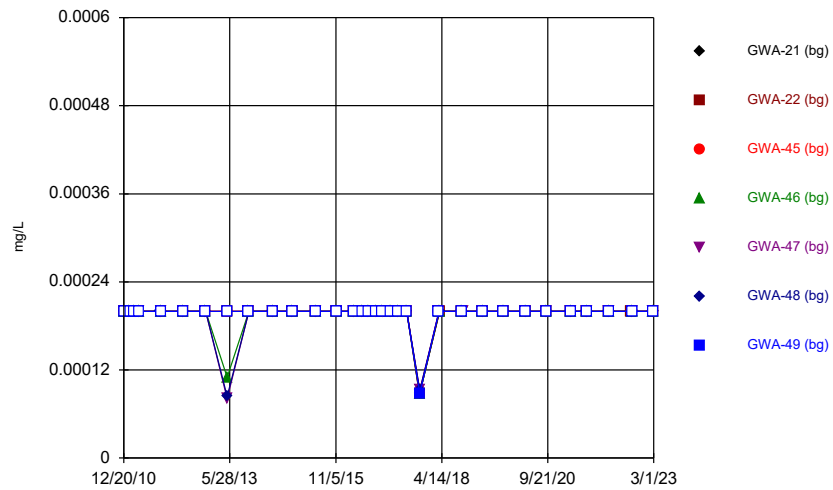
Constituent: Lead, Total Analysis Run 5/26/2023 12:17 PM
Plant Scherer Client: Southern Company Data: Scherer PAC-CCR

Time Series



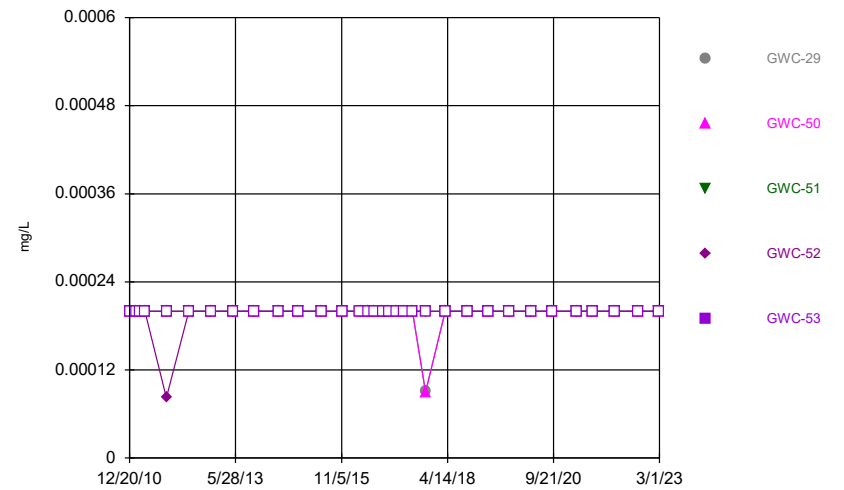
Constituent: Lead, Total Analysis Run 5/26/2023 12:17 PM
Plant Scherer Client: Southern Company Data: Scherer PAC-CCR

Time Series



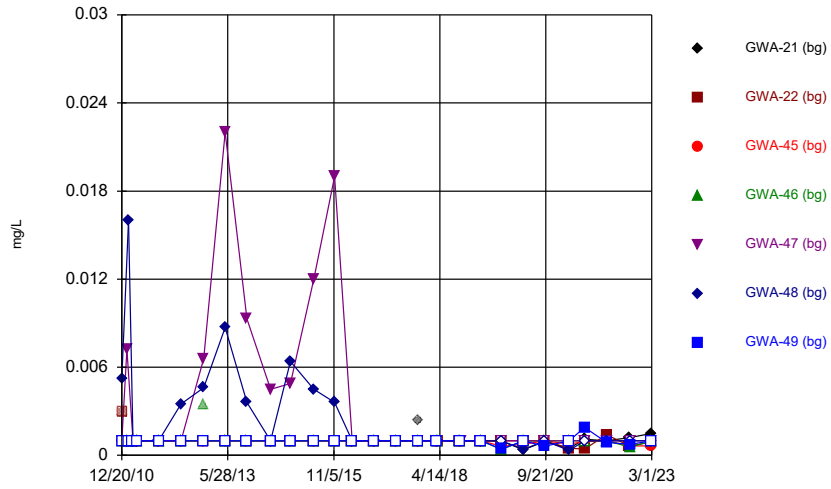
Constituent: Mercury, Total Analysis Run 5/26/2023 12:17 PM
Plant Scherer Client: Southern Company Data: Scherer PAC-CCR

Time Series



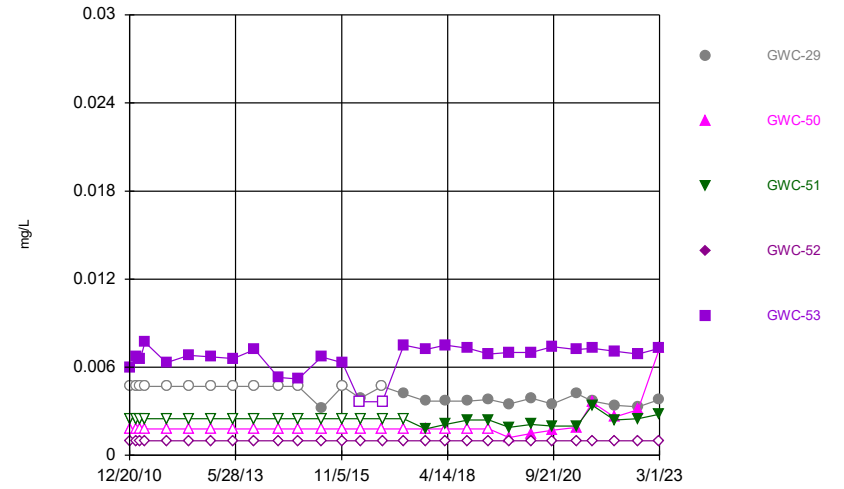
Constituent: Mercury, Total Analysis Run 5/26/2023 12:17 PM
Plant Scherer Client: Southern Company Data: Scherer PAC-CCR

Time Series



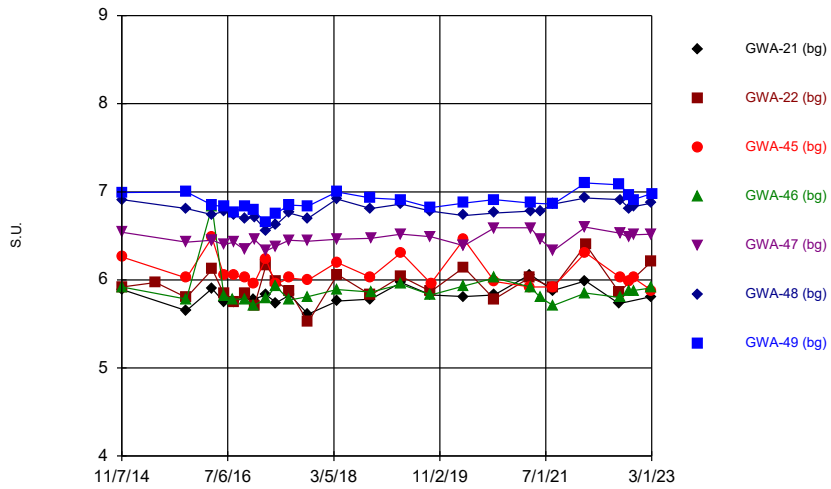
Constituent: Nickel, Total Analysis Run 5/26/2023 12:17 PM
Plant Scherer Client: Southern Company Data: Scherer PAC-CCR

Time Series



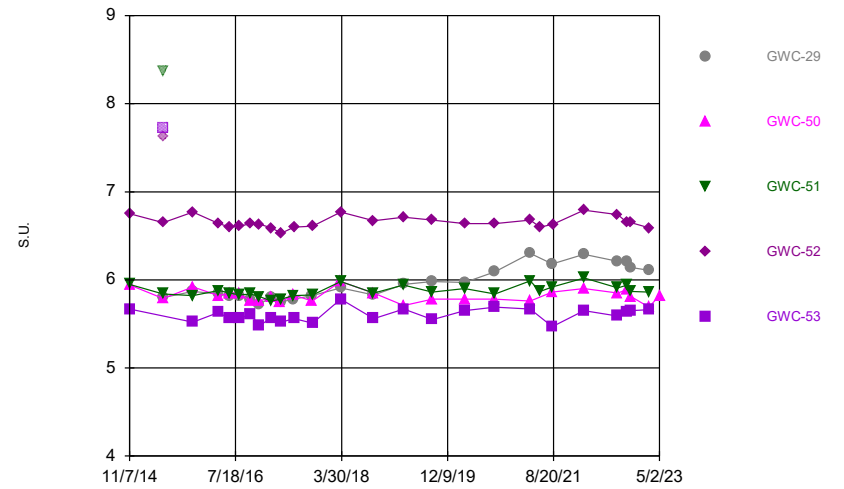
Constituent: Nickel, Total Analysis Run 5/26/2023 12:17 PM
Plant Scherer Client: Southern Company Data: Scherer PAC-CCR

Time Series



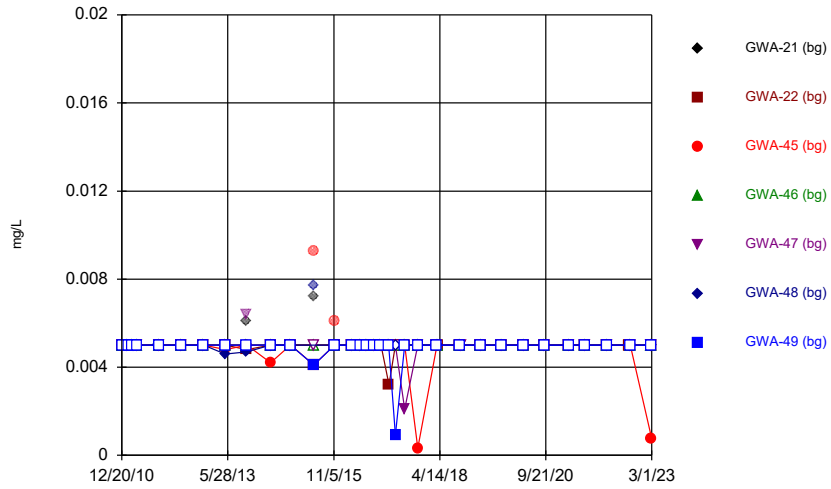
Constituent: pH Analysis Run 5/26/2023 12:17 PM
Plant Scherer Client: Southern Company Data: Scherer PAC-CCR

Time Series



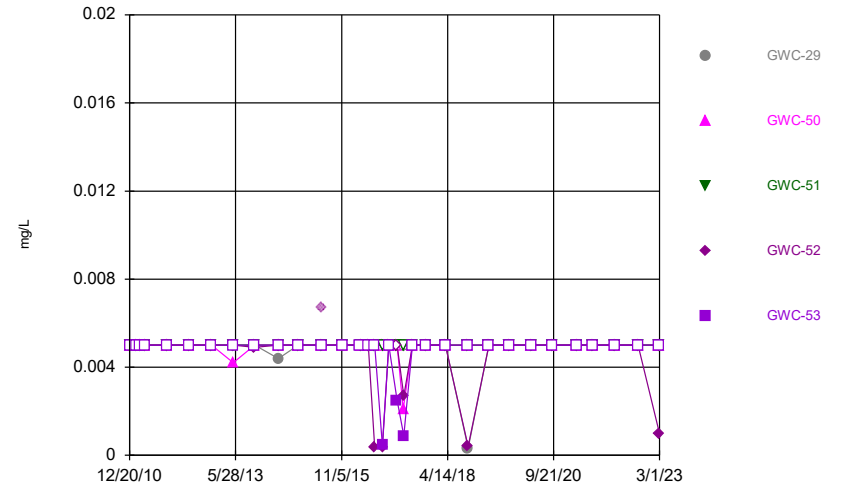
Constituent: pH Analysis Run 5/26/2023 12:17 PM
Plant Scherer Client: Southern Company Data: Scherer PAC-CCR

Time Series



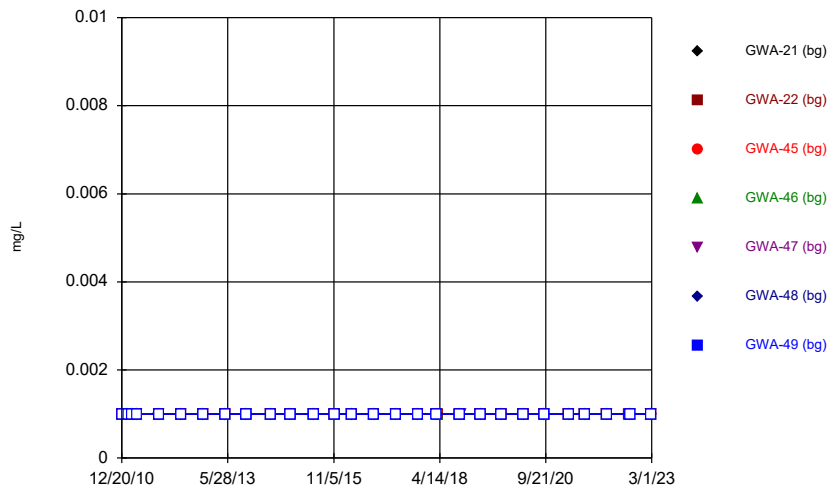
Constituent: Selenium, Total Analysis Run 5/26/2023 12:17 PM
Plant Scherer Client: Southern Company Data: Scherer PAC-CCR

Time Series



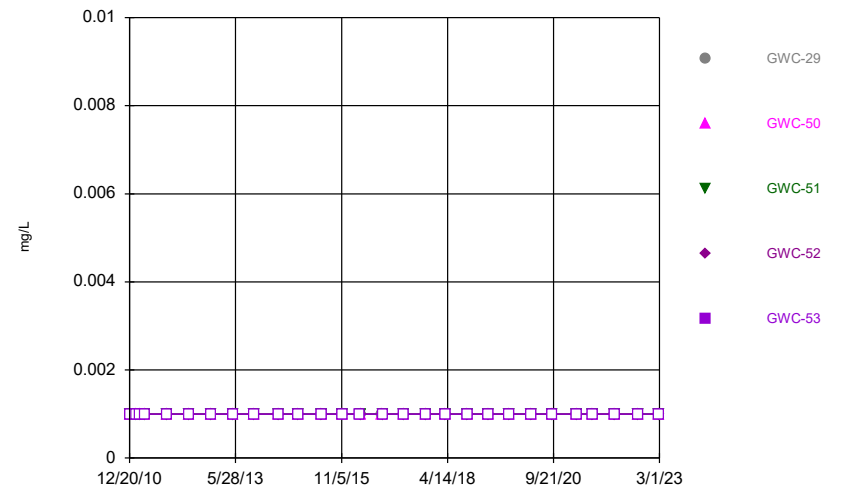
Constituent: Selenium, Total Analysis Run 5/26/2023 12:17 PM
Plant Scherer Client: Southern Company Data: Scherer PAC-CCR

Time Series



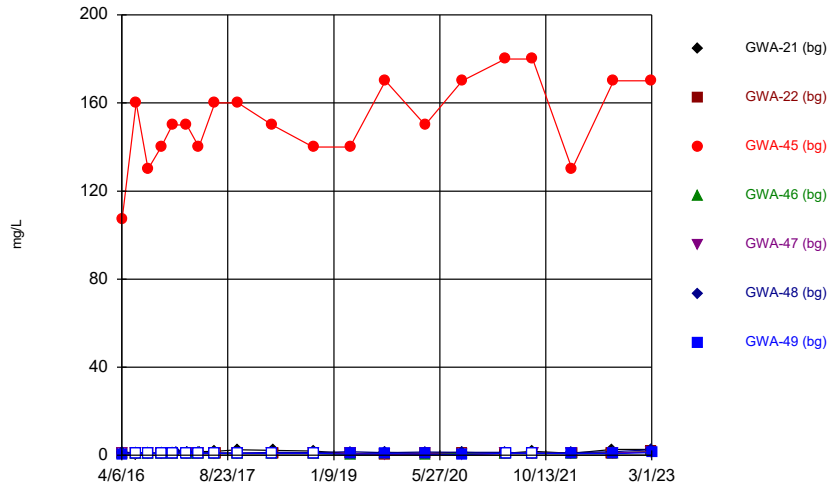
Constituent: Silver, Total Analysis Run 5/26/2023 12:17 PM
Plant Scherer Client: Southern Company Data: Scherer PAC-CCR

Time Series



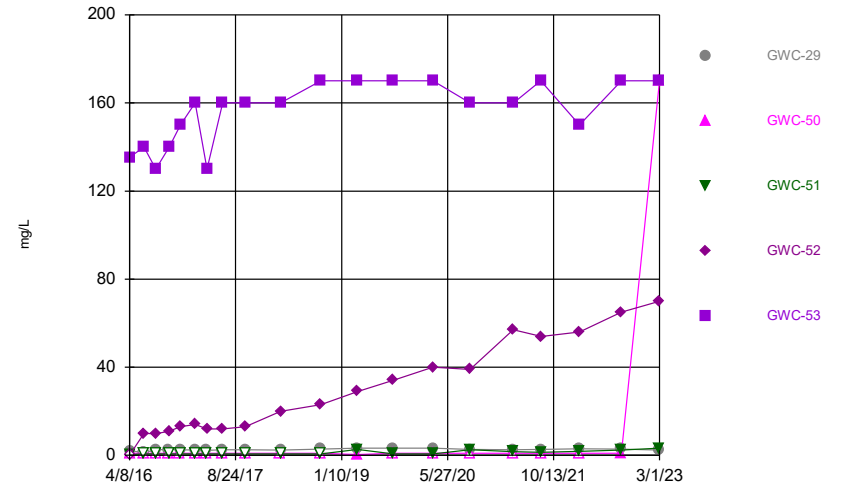
Constituent: Silver, Total Analysis Run 5/26/2023 12:17 PM
Plant Scherer Client: Southern Company Data: Scherer PAC-CCR

Time Series



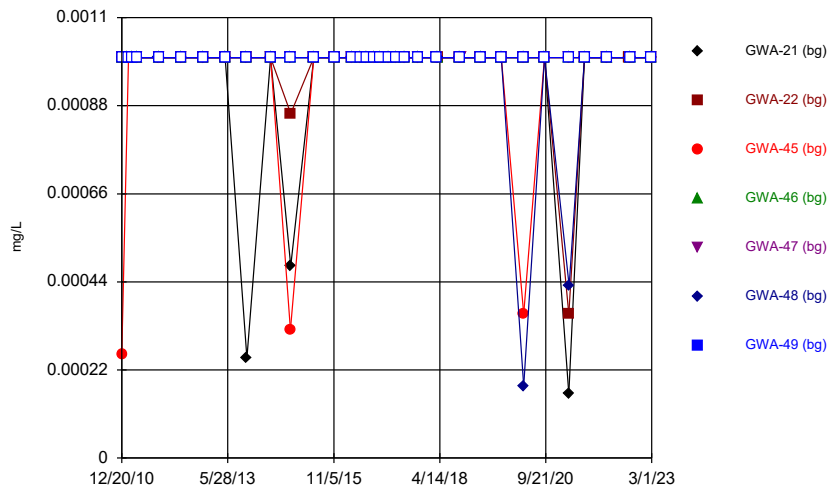
Constituent: Sulfate Analysis Run 5/26/2023 12:17 PM
Plant Scherer Client: Southern Company Data: Scherer PAC-CCR

Time Series



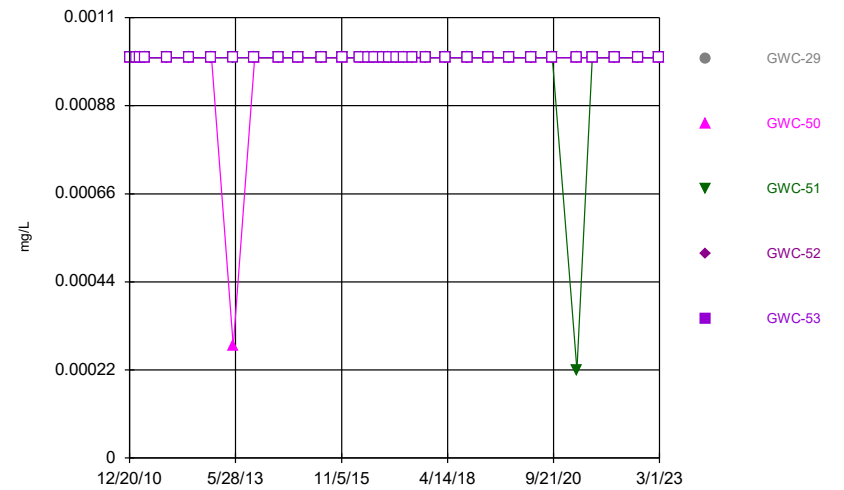
Constituent: Sulfate Analysis Run 5/26/2023 12:17 PM
Plant Scherer Client: Southern Company Data: Scherer PAC-CCR

Time Series



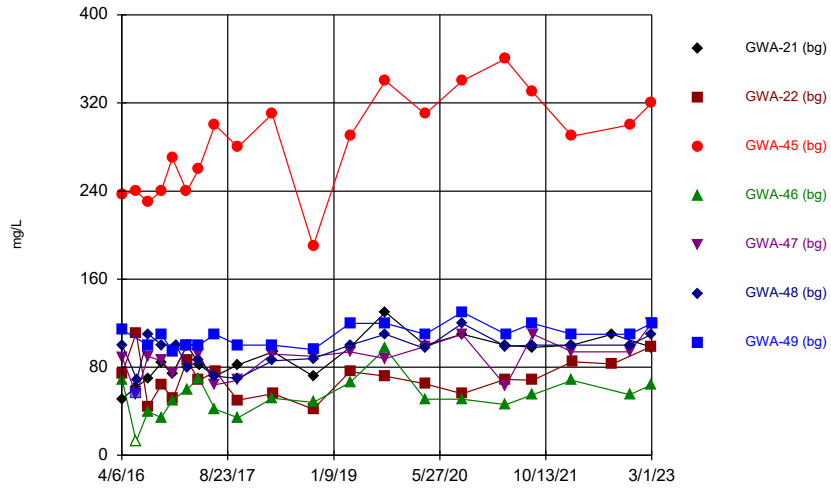
Constituent: Thallium, Total Analysis Run 5/26/2023 12:17 PM
Plant Scherer Client: Southern Company Data: Scherer PAC-CCR

Time Series



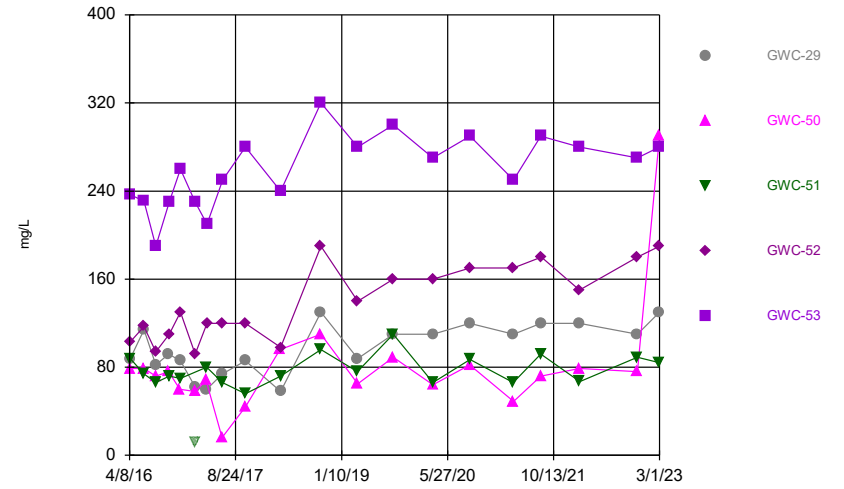
Constituent: Thallium, Total Analysis Run 5/26/2023 12:17 PM
Plant Scherer Client: Southern Company Data: Scherer PAC-CCR

Time Series



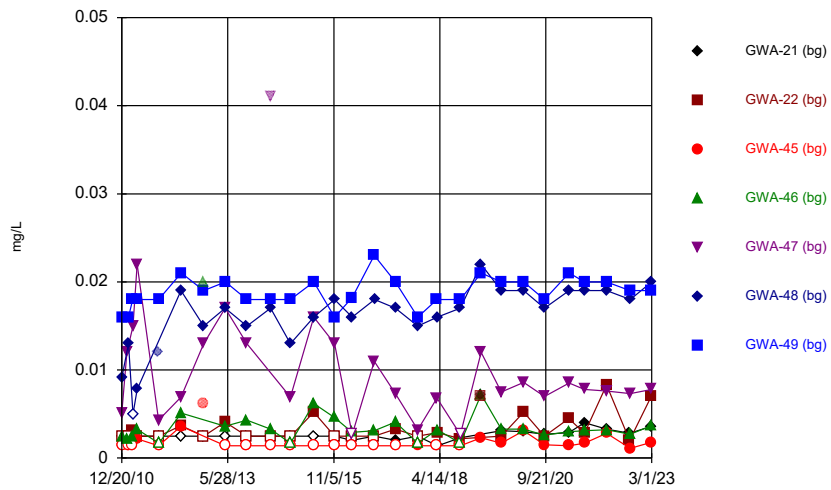
Constituent: Total Dissolved Solids Analysis Run 5/26/2023 12:17 PM
Plant Scherer Client: Southern Company Data: Scherer PAC-CCR

Time Series



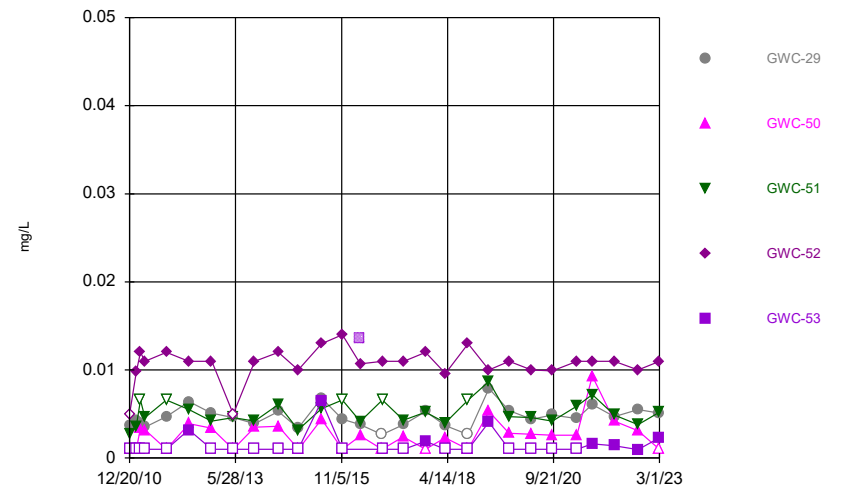
Constituent: Total Dissolved Solids Analysis Run 5/26/2023 12:17 PM
Plant Scherer Client: Southern Company Data: Scherer PAC-CCR

Time Series



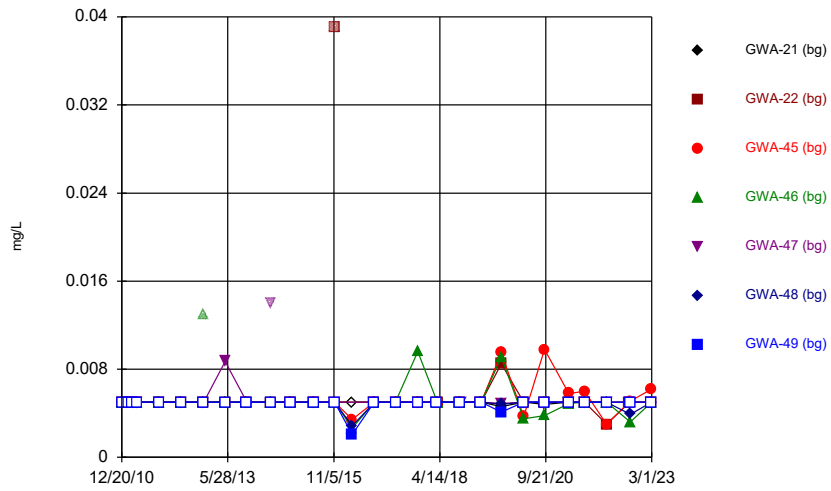
Constituent: Vanadium, Total Analysis Run 5/26/2023 12:17 PM
Plant Scherer Client: Southern Company Data: Scherer PAC-CCR

Time Series



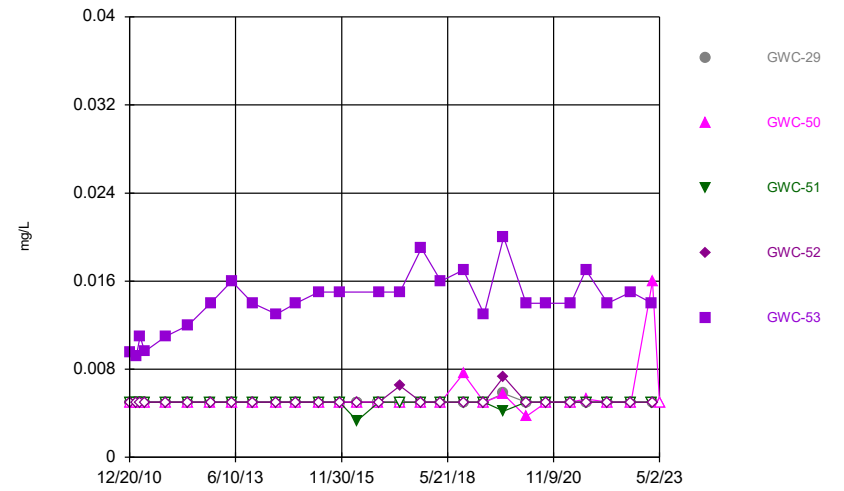
Constituent: Vanadium, Total Analysis Run 5/26/2023 12:17 PM
Plant Scherer Client: Southern Company Data: Scherer PAC-CCR

Time Series



Constituent: Zinc, Total Analysis Run 5/26/2023 12:17 PM
Plant Scherer Client: Southern Company Data: Scherer PAC-CCR

Time Series



Constituent: Zinc, Total Analysis Run 5/26/2023 12:17 PM
Plant Scherer Client: Southern Company Data: Scherer PAC-CCR

Time Series

Constituent: Antimony, Total (mg/L) Analysis Run 5/26/2023 12:18 PM

Plant Scherer Client: Southern Company Data: Scherer PAC-CCR

	GWA-21 (bg)	GWA-22 (bg)	GWA-45 (bg)	GWA-46 (bg)	GWA-47 (bg)	GWA-48 (bg)	GWA-49 (bg)
12/20/2010			<0.002	<0.002	<0.002		
12/21/2010						<0.002	<0.002
12/22/2010	<0.002	<0.002					
2/1/2011				<0.002	<0.002		
2/14/2011	<0.002	<0.002	<0.002			<0.002	<0.002
3/21/2011			<0.002	<0.002			<0.002
3/22/2011	<0.002	<0.002					
3/23/2011					<0.002	<0.002	
4/26/2011	<0.002	<0.002	<0.002	<0.002			<0.002
4/27/2011					<0.002	<0.002	
10/25/2011						<0.002	
10/26/2011			<0.002		<0.002		<0.002
10/27/2011	<0.002	<0.002		<0.002			
5/1/2012	<0.002	<0.002	<0.002		<0.002	<0.002	
5/2/2012				<0.002			<0.002
11/8/2012	<0.002	<0.002	<0.002	<0.002	<0.002	<0.002	<0.002
5/7/2013	<0.002	<0.002		<0.002	<0.002	<0.002	
5/8/2013			<0.002				<0.002
11/4/2013	<0.002	<0.002	<0.002	<0.002			
11/5/2013					<0.002	<0.002	<0.002
5/23/2014					<0.002	<0.002	<0.002
5/24/2014	<0.002	<0.002	<0.002	<0.002			
11/7/2014			<0.002	<0.002	<0.002	<0.002	<0.002
11/8/2014	<0.002	<0.002					
5/20/2015			<0.002	<0.002			
5/21/2015	<0.002	<0.002			<0.002	<0.002	<0.002
11/12/2015					<0.002	<0.002	<0.002
11/13/2015	<0.002	<0.002	<0.002	<0.002			
4/6/2016	<0.002						
4/7/2016			<0.002	<0.002		<0.002	<0.002
4/8/2016		<0.002 (D)			<0.002 (D)		
6/14/2016	<0.002	<0.002	<0.002	0.0004 (J)	<0.002		<0.002
6/17/2016						<0.002	
8/9/2016		<0.002	<0.002	<0.002	<0.002		<0.002
8/10/2016	0.001 (J)					<0.002	
10/10/2016			<0.002	<0.002			
10/11/2016	<0.002	<0.002			<0.002		<0.002
10/14/2016						<0.002	
12/2/2016	<0.002		<0.002	<0.002			<0.002
12/5/2016		<0.002			<0.002		
12/19/2016						<0.002	
2/9/2017			<0.002				<0.002
2/10/2017	<0.002	<0.002		<0.002	<0.002		
2/13/2017						<0.002	
4/7/2017		<0.002	<0.002	<0.002	<0.002	<0.002	<0.002
4/10/2017	<0.002						
6/22/2017			<0.002		<0.002	<0.002	<0.002
6/23/2017	<0.002			<0.002			
6/26/2017		<0.002					
10/9/2017	<0.002	<0.002					
10/10/2017			<0.002	<0.002	<0.002	<0.002	<0.002
3/22/2018			<0.002 (D)		<0.002		<0.002

Time Series

Constituent: Antimony, Total (mg/L) Analysis Run 5/26/2023 12:18 PM

Plant Scherer Client: Southern Company Data: Scherer PAC-CCR

	GWA-21 (bg)	GWA-22 (bg)	GWA-45 (bg)	GWA-46 (bg)	GWA-47 (bg)	GWA-48 (bg)	GWA-49 (bg)
3/23/2018				<0.002		<0.002	
3/26/2018	<0.002	<0.002 (D)					
10/3/2018	<0.002	<0.002	<0.002			<0.002	<0.002
10/4/2018				<0.002			
10/5/2018					<0.002		
3/27/2019	<0.002	<0.002	<0.002	<0.002	<0.002	<0.002	<0.002
9/12/2019	<0.002	<0.002	<0.002	<0.002	<0.002	<0.002	<0.002
3/19/2020	<0.002	<0.002	<0.002	<0.002		<0.002	<0.002
3/20/2020					<0.002		
9/10/2020	<0.002	<0.002					<0.002
9/11/2020			<0.002	<0.002	<0.002	<0.002	
4/2/2021	<0.002	<0.002	<0.002				
4/5/2021				<0.002	<0.002	<0.002	
4/6/2021							<0.002
8/12/2021	<0.002	<0.002	<0.002	<0.002		<0.002	<0.002
8/13/2021					<0.002		
2/14/2022	<0.002		<0.002	<0.002	<0.002	<0.002	<0.002
2/15/2022		<0.002					
8/26/2022	<0.002	<0.002					
8/30/2022							<0.002
8/31/2022			<0.002	<0.002	0.00059 (J)	0.00089 (J)	
2/28/2023	<0.002	<0.002	<0.002	<0.002	<0.002	<0.002	
3/1/2023							<0.002

Time Series

Constituent: Antimony, Total (mg/L) Analysis Run 5/26/2023 12:18 PM

Plant Scherer Client: Southern Company Data: Scherer PAC-CCR

	GWC-29	GWC-50	GWC-51	GWC-52	GWC-53
12/20/2010					<0.002
12/21/2010				<0.002	
12/22/2010	<0.002	<0.002	<0.002		
2/14/2011					<0.002
2/15/2011	<0.002	<0.002	<0.002	<0.002	
3/21/2011				<0.002	<0.002
3/22/2011	<0.002	<0.002	<0.002		
4/27/2011	<0.002	<0.002	<0.002		<0.002
4/28/2011				<0.002	
10/26/2011	<0.002	<0.002	<0.002	<0.002	<0.002
5/1/2012				<0.002	<0.002
5/2/2012	<0.002	<0.002	<0.002		
11/8/2012	<0.002	<0.002	<0.002		
11/9/2012				<0.002	<0.002
5/8/2013	<0.002	<0.002	<0.002	<0.002	<0.002
11/4/2013	<0.002	<0.002	<0.002	<0.002	<0.002
5/24/2014	<0.002	<0.002	<0.002	<0.002	<0.002
11/7/2014	<0.002		<0.002	<0.002	<0.002
11/8/2014		<0.002			
5/20/2015					<0.002
5/22/2015	<0.002	<0.002	<0.002	<0.002	
11/13/2015	<0.002	<0.002	<0.002	<0.002	<0.002
4/8/2016					<0.002 (D)
4/11/2016	<0.002	<0.002	<0.002	<0.002	
6/15/2016	<0.002	<0.002			
6/16/2016			<0.002	<0.002	<0.002
8/10/2016	<0.002	<0.002	<0.002		
8/11/2016				<0.002	<0.002
10/11/2016	<0.002	<0.002			
10/13/2016			<0.002	<0.002	<0.002
12/2/2016		<0.002			
12/5/2016	<0.002		<0.002	<0.002	
12/6/2016					<0.002
2/13/2017	<0.002	<0.002	<0.002	<0.002	<0.002
4/7/2017		<0.002			
4/10/2017	<0.002		<0.002		
4/11/2017				<0.002	<0.002
6/22/2017		<0.002			
6/23/2017	<0.002		<0.002		
6/24/2017				<0.002	<0.002
10/10/2017	<0.002	<0.002			
10/11/2017			<0.002	<0.002	<0.002
3/23/2018		<0.002			
3/26/2018	<0.002		<0.002	<0.002	<0.002
10/4/2018	<0.002	<0.002	<0.002	<0.002	<0.002
3/27/2019			<0.002		
3/28/2019	<0.002	<0.002		<0.002	<0.002
9/12/2019	<0.002	<0.002	<0.002	<0.002	<0.002
3/19/2020	<0.002	<0.002	<0.002	<0.002	<0.002
9/10/2020	<0.002	<0.002			
9/11/2020			<0.002	<0.002	<0.002
4/5/2021			<0.002	<0.002	

Time Series

Constituent: Antimony, Total (mg/L) Analysis Run 5/26/2023 12:18 PM
Plant Scherer Client: Southern Company Data: Scherer PAC-CCR

	GWC-29	GWC-50	GWC-51	GWC-52	GWC-53
4/6/2021	<0.002	<0.002			<0.002
8/13/2021	<0.002	<0.002	<0.002		<0.002
8/17/2021				<0.002	
2/14/2022	<0.002	<0.002		<0.002	<0.002
2/15/2022			<0.002		
8/31/2022	<0.002	<0.002	0.00087 (J)	<0.002	<0.002
2/28/2023			<0.002		<0.002
3/1/2023	<0.002	<0.002		<0.002	

Time Series

Constituent: Arsenic, Total (mg/L) Analysis Run 5/26/2023 12:18 PM

Plant Scherer Client: Southern Company Data: Scherer PAC-CCR

	GWA-21 (bg)	GWA-22 (bg)	GWA-45 (bg)	GWA-46 (bg)	GWA-47 (bg)	GWA-48 (bg)	GWA-49 (bg)
12/20/2010			<0.001	<0.001	<0.001		
12/21/2010						<0.001	<0.001
12/22/2010	<0.001	<0.001					
2/1/2011				<0.001	<0.001		
2/14/2011	<0.001	<0.001	<0.001			<0.001	<0.001
3/21/2011			<0.001	<0.001			<0.001
3/22/2011	<0.001	<0.001					
3/23/2011					<0.001	<0.001	
4/26/2011	<0.001	<0.001	<0.001	<0.001			<0.001
4/27/2011					<0.001	<0.001	
10/25/2011						<0.001	
10/26/2011			<0.001		<0.001		<0.001
10/27/2011	<0.001	<0.001		<0.001			
5/1/2012	<0.001	<0.001	<0.001		<0.001	<0.001	
5/2/2012				<0.001			<0.001
11/8/2012	<0.001	<0.001	<0.001	<0.001	<0.001	<0.001	<0.001
5/7/2013	<0.001	<0.001		<0.001	<0.001	<0.001	
5/8/2013			<0.001				<0.001
11/4/2013	<0.001	<0.001	<0.001	<0.001			
11/5/2013					<0.001	<0.001	<0.001
5/23/2014					<0.001	<0.001	<0.001
5/24/2014	<0.001	<0.001	<0.001	<0.001			
11/7/2014			<0.001	<0.001	<0.001	<0.001	<0.001
11/8/2014	<0.001	<0.001					
5/20/2015			<0.001	<0.001			
5/21/2015	<0.001	<0.001			<0.001	<0.001	<0.001
11/12/2015					<0.001	<0.001	<0.001
11/13/2015	<0.001	<0.001	<0.001	<0.001			
4/6/2016	<0.001						
4/7/2016			<0.001	<0.001		<0.001	<0.001
6/14/2016	<0.001	<0.001	<0.001	<0.001	<0.001		<0.001
6/17/2016						<0.001	
8/9/2016		<0.001	<0.001	<0.001	<0.001		0.00053
8/10/2016	<0.001					<0.001	
10/10/2016			<0.001	<0.001			
10/11/2016	<0.001	<0.001			<0.001		<0.001
10/14/2016						<0.001	
12/2/2016	<0.001		<0.001	<0.001			<0.001
12/5/2016		<0.001			<0.001		
12/19/2016						<0.001	
2/9/2017			<0.001				<0.001
2/10/2017	<0.001	<0.001		<0.001	<0.001		
2/13/2017						<0.001	
4/7/2017		<0.001	<0.001	<0.001	<0.001	<0.001	<0.001
4/10/2017	<0.001						
6/22/2017			<0.001		<0.001	<0.001	<0.001
6/23/2017	<0.001			<0.001			
6/26/2017		<0.001					
10/9/2017	<0.001	<0.001					
10/10/2017			0.0015	<0.001	<0.001	<0.001	<0.001
3/22/2018			<0.001 (D)		<0.001		<0.001
3/23/2018				<0.001		<0.001	

Time Series

Constituent: Arsenic, Total (mg/L) Analysis Run 5/26/2023 12:18 PM
Plant Scherer Client: Southern Company Data: Scherer PAC-CCR

	GWA-21 (bg)	GWA-22 (bg)	GWA-45 (bg)	GWA-46 (bg)	GWA-47 (bg)	GWA-48 (bg)	GWA-49 (bg)
3/26/2018	<0.001	<0.001 (D)					
10/3/2018	<0.001	<0.001	<0.001			<0.001	<0.001
10/4/2018				<0.001			
10/5/2018					<0.001		
3/27/2019	<0.001	<0.001	<0.001	<0.001	<0.001	<0.001	<0.001
9/12/2019	<0.001	<0.001	<0.001	<0.001	<0.001	<0.001	<0.001
3/19/2020	<0.001	<0.001	<0.001	<0.001		<0.001	<0.001
3/20/2020					<0.001		
9/10/2020	<0.001	<0.001					<0.001
9/11/2020			<0.001	<0.001	<0.001	<0.001	
4/2/2021	<0.001	<0.001	<0.001				
4/5/2021				<0.001	<0.001	0.00031 (J)	
4/6/2021							<0.001
8/12/2021	<0.001	<0.001	<0.001	<0.001		<0.001	<0.001
8/13/2021					<0.001		
2/14/2022	<0.001		<0.001	<0.001	<0.001	<0.001	<0.001
2/15/2022		<0.001					
8/26/2022	<0.001	<0.001					
8/30/2022							<0.001
8/31/2022			<0.001	<0.001	<0.001	<0.001	
2/28/2023	<0.001	<0.001	0.00035 (J)	<0.001	<0.001	<0.001	
3/1/2023							<0.001

Time Series

Constituent: Arsenic, Total (mg/L) Analysis Run 5/26/2023 12:18 PM

Plant Scherer Client: Southern Company Data: Scherer PAC-CCR

	GWC-29	GWC-50	GWC-51	GWC-52	GWC-53
12/20/2010					<0.001
12/21/2010				<0.001	
12/22/2010	<0.001	<0.001	<0.001		
2/14/2011					<0.001
2/15/2011	<0.001	<0.001	<0.001	<0.001	
3/21/2011				<0.001	<0.001
3/22/2011	<0.001	<0.001	<0.001		
4/27/2011	<0.001	<0.001	<0.001		<0.001
4/28/2011				<0.001	
10/26/2011	<0.001	<0.001	<0.001	<0.001	<0.001
5/1/2012				<0.001	<0.001
5/2/2012	<0.001	<0.001	<0.001		
11/8/2012	<0.001	<0.001	<0.001		
11/9/2012				<0.001	<0.001
5/8/2013	<0.001	<0.001	<0.001	<0.001	<0.001
11/4/2013	<0.001	<0.001	<0.001	<0.001	<0.001
5/24/2014	<0.001	<0.001	<0.001	<0.001	<0.001
11/7/2014	<0.001		<0.001	<0.001	<0.001
11/8/2014		<0.001			
5/20/2015					<0.001
5/22/2015	<0.001	<0.001	<0.001	<0.001	
11/13/2015	<0.001	<0.001	<0.001	<0.001	<0.001
4/11/2016	<0.001	<0.001	<0.001	<0.001	
6/15/2016	<0.001	<0.001			
6/16/2016			<0.001	<0.001	<0.001
8/10/2016	<0.001	<0.001	<0.001		
8/11/2016				<0.001	<0.001
10/11/2016	<0.001	<0.001			
10/13/2016			<0.001	<0.001	<0.001
12/2/2016		<0.001			
12/5/2016	<0.001		<0.001	<0.001	
12/6/2016					<0.001
2/13/2017	<0.001	<0.001	<0.001	<0.001	0.0011
4/7/2017		0.00052			
4/10/2017	<0.001		<0.001		
4/11/2017				<0.001	<0.001
6/22/2017		<0.001			
6/23/2017	<0.001		<0.001		
6/24/2017				<0.001	<0.001
10/10/2017	0.0013	<0.001			
10/11/2017			<0.001	<0.001	<0.001
3/23/2018		<0.001			
3/26/2018	<0.001		<0.001	<0.001	<0.001
10/4/2018	<0.001	<0.001	<0.001	<0.001	<0.001
3/27/2019			<0.001		
3/28/2019	<0.001	<0.001		<0.001	<0.001
9/12/2019	<0.001	<0.001	<0.001	<0.001	<0.001
3/19/2020	<0.001	<0.001	<0.001	<0.001	<0.001
9/10/2020	<0.001	<0.001			
9/11/2020			<0.001	<0.001	<0.001
4/5/2021			<0.001	<0.001	
4/6/2021	<0.001	<0.001			<0.001

Time Series

Constituent: Arsenic, Total (mg/L) Analysis Run 5/26/2023 12:18 PM
Plant Scherer Client: Southern Company Data: Scherer PAC-CCR

	GWC-29	GWC-50	GWC-51	GWC-52	GWC-53
8/13/2021	<0.001	<0.001	<0.001		<0.001
8/17/2021				<0.001	
2/14/2022	<0.001	<0.001		<0.001	<0.001
2/15/2022			<0.001		
8/31/2022	<0.001	<0.001	<0.001	<0.001	<0.001
2/28/2023			<0.001		<0.001
3/1/2023	<0.001	<0.001		0.00031 (J)	

Time Series

Constituent: Barium, Total (mg/L) Analysis Run 5/26/2023 12:18 PM

Plant Scherer Client: Southern Company Data: Scherer PAC-CCR

	GWA-21 (bg)	GWA-22 (bg)	GWA-45 (bg)	GWA-46 (bg)	GWA-47 (bg)	GWA-48 (bg)	GWA-49 (bg)
12/20/2010			0.024 (J)	0.019 (J)	0.029 (J)		
12/21/2010						0.055 (O)	0.021 (J)
12/22/2010	0.026 (J)	0.028 (J)					
2/1/2011				0.017 (J)	0.038 (J)		
2/14/2011	0.022 (J)	0.025 (J)	0.023 (J)			0.05 (O)	0.021 (J)
3/21/2011			0.021 (J)	0.019 (J)			0.021 (J)
3/22/2011	0.02 (J)	0.029 (J)					
3/23/2011					0.045 (J)	0.031 (J)	
4/26/2011	0.019 (J)	0.031 (J)	0.019 (J)	0.02 (J)			0.021 (J)
4/27/2011					0.043 (J)	0.015 (J)	
10/25/2011						0.02	
10/26/2011			0.023		0.023		0.019
10/27/2011	0.021	0.027		0.018			
5/1/2012	0.017	0.022	0.014		0.021	0.017	
5/2/2012				0.017			0.018
11/8/2012	0.023	0.024	0.034	0.048 (O)	0.038	0.012	0.018
5/7/2013	0.021	0.027		0.02	0.042	0.022	
5/8/2013			0.016				0.017
11/4/2013	0.018	0.024	0.014	0.019			
11/5/2013					0.039	0.012	0.019
5/23/2014					0.088 (O)	0.02	0.021
5/24/2014	0.022	0.025	0.027	0.019			
11/7/2014			0.03	0.019	0.027	0.012	0.019
11/8/2014	0.02	0.023					
5/20/2015			0.029	0.018			
5/21/2015	0.022	0.023			0.036	0.011	0.02
11/12/2015					0.038	0.012	0.019
11/13/2015	0.025	0.023	0.041	0.02			
4/6/2016	0.0239						
4/7/2016			0.0381	0.0207		0.0116	0.0201
4/8/2016		0.0244			0.0261		
6/14/2016	0.021	0.023	0.034	0.019	0.023		0.017
6/17/2016						0.012	
8/9/2016		0.026	0.032	0.017	0.026		0.017
8/10/2016	0.019					0.012	
10/10/2016			0.037	0.02			
10/11/2016	0.02	0.022			0.03		0.02
10/14/2016						0.016	
12/2/2016	0.022		0.038	0.02			0.02
12/5/2016		0.025			0.026		
12/19/2016						0.012	
2/9/2017			0.048				0.018
2/10/2017	0.03	0.026		0.018	0.023		
2/13/2017						0.017	
4/7/2017		0.021	0.045	0.02	0.024	0.011	0.018
4/10/2017	0.025						
6/22/2017			0.049		0.025	0.014	0.02
6/23/2017	0.026			0.021			
6/26/2017		0.028					
10/9/2017	0.025	0.021					
10/10/2017			0.044	0.018	0.022	0.012	0.02
3/22/2018			0.0495 (D)		0.024		0.018

Time Series

Constituent: Barium, Total (mg/L) Analysis Run 5/26/2023 12:18 PM
Plant Scherer Client: Southern Company Data: Scherer PAC-CCR

	GWA-21 (bg)	GWA-22 (bg)	GWA-45 (bg)	GWA-46 (bg)	GWA-47 (bg)	GWA-48 (bg)	GWA-49 (bg)
3/23/2018				0.02		0.012	
3/26/2018	0.026	0.022 (D)					
10/3/2018	0.00049 (O)	0.022	0.042			0.012	0.018
10/4/2018				0.019			
10/5/2018					0.026		
3/27/2019	0.024	0.022	0.057	0.021	0.026	0.013	0.019
9/12/2019	0.025	0.023	0.1 (L)	0.022	0.028	0.016	0.022
12/2/2019			0.11 (RL)				
3/19/2020	0.027	0.024	0.11 (L)	0.023		0.02	0.02
3/20/2020					0.029		
9/10/2020	0.023	0.022					0.02
9/11/2020			0.15 (L)	0.022	0.026	0.013	
4/2/2021	0.02	0.023	0.11 (L)				
4/5/2021				0.022	0.028	0.015	
4/6/2021							0.02
8/12/2021	0.023	0.024	0.091	0.023		0.013	0.024
8/13/2021					0.026		
2/14/2022	0.024		0.077	0.024	0.029	0.014	0.022
2/15/2022		0.032					
8/26/2022	0.026	0.021					
8/30/2022							0.021
8/31/2022			0.065	0.022	0.031	0.016	
2/28/2023	0.022	0.02	0.056	0.022	0.027	0.014	
3/1/2023							0.019

Time Series

Constituent: Barium, Total (mg/L) Analysis Run 5/26/2023 12:18 PM

Plant Scherer Client: Southern Company Data: Scherer PAC-CCR

	GWC-29	GWC-50	GWC-51	GWC-52	GWC-53
12/20/2010					0.11
12/21/2010				0.01 (J)	
12/22/2010	0.016 (J)	0.011 (J)	0.011 (J)		
2/14/2011					<0.1
2/15/2011	0.016 (J)	0.013 (J)	0.013 (J)	0.0086 (J)	
3/21/2011				0.009 (J)	<0.1
3/22/2011	0.014 (J)	0.01 (J)	0.01 (J)		
4/27/2011	0.016 (J)	0.011 (J)	0.011 (J)		0.091 (J)
4/28/2011				0.012 (J)	
10/26/2011	0.015	0.013	0.0099 (J)	0.0093 (J)	0.1
5/1/2012				0.0048 (J)	0.095
5/2/2012	0.012	0.0084 (J)	0.0085 (J)		
11/8/2012	0.015	0.012	<0.01		
11/9/2012				0.0091 (J)	0.093
5/8/2013	0.014	0.013	0.0094 (J)	0.0096 (J)	0.077
11/4/2013	0.016	0.012	0.0094 (J)	0.012	0.083
5/24/2014	0.015	0.012	0.0094 (J)	0.011	0.07
11/7/2014	0.016		0.0094 (J)	0.011	0.065
11/8/2014		0.01			
5/20/2015					0.058
5/22/2015	0.015	0.011	0.0092 (J)	0.011	
11/13/2015	0.016	0.011	0.0095 (J)	0.011	0.058
4/8/2016					0.0619
4/11/2016	0.0167	0.0132	0.0105	0.012	
6/15/2016	0.015	0.011			
6/16/2016			0.0089 (J)	0.011	0.052
8/10/2016	0.015	0.012	0.0082		
8/11/2016				0.012	0.044
10/11/2016	0.017	0.012			
10/13/2016			0.0088	0.012	0.049
12/2/2016		0.012			
12/5/2016	0.017		0.01	0.013	
12/6/2016					0.047
2/13/2017	0.016	0.013	0.0097	0.012	0.05
4/7/2017		0.01			
4/10/2017	0.015		0.0082		
4/11/2017				0.012	0.053
6/22/2017		0.012			
6/23/2017	0.017		0.01		
6/24/2017				0.013	0.054
10/10/2017	0.016	0.011			
10/11/2017			0.0092	0.012	0.05
3/23/2018		0.011			
3/26/2018	0.015		0.0094	0.013	0.05
10/4/2018	0.018	0.012	0.0093	0.013	0.042
3/27/2019			0.011		
3/28/2019	0.017	0.012		0.014	0.045
9/12/2019	0.019	0.013	0.011	0.017	0.043
3/19/2020	0.019	0.013	0.011	0.018	0.047
9/10/2020	0.02	0.013			
9/11/2020			0.01	0.017	0.044
4/5/2021			0.01	0.019	

Time Series

Constituent: Barium, Total (mg/L) Analysis Run 5/26/2023 12:18 PM
Plant Scherer Client: Southern Company Data: Scherer PAC-CCR

	GWC-29	GWC-50	GWC-51	GWC-52	GWC-53
4/6/2021	0.018	0.013			0.041
8/13/2021	0.021	0.029	0.019		0.038
8/17/2021				0.02	
2/14/2022	0.02	0.018		0.021	0.042
2/15/2022			0.011		
8/31/2022	0.025	0.015	0.011	0.022	0.036
2/28/2023			0.01		0.039
3/1/2023	0.02	0.038		0.023	

Time Series

Constituent: Beryllium, Total (mg/L) Analysis Run 5/26/2023 12:18 PM

Plant Scherer Client: Southern Company Data: Scherer PAC-CCR

	GWA-21 (bg)	GWA-22 (bg)	GWA-45 (bg)	GWA-46 (bg)	GWA-47 (bg)	GWA-48 (bg)	GWA-49 (bg)
12/20/2010			<0.0025	<0.0025	<0.0025		
12/21/2010						<0.0025	<0.0025
12/22/2010	<0.0025	<0.0025					
2/1/2011				<0.0025	<0.0025		
2/14/2011	<0.0025	<0.0025	<0.0025			<0.0025	<0.0025
3/21/2011			<0.0025	<0.0025			<0.0025
3/22/2011	<0.0025	<0.0025					
3/23/2011					<0.0025	<0.0025	
4/26/2011	<0.0025	<0.0025	<0.0025	<0.0025			<0.0025
4/27/2011					<0.0025	<0.0025	
10/25/2011						<0.0025	
10/26/2011			<0.0025		<0.0025		<0.0025
10/27/2011	<0.0025	<0.0025		<0.0025			
5/1/2012	<0.0025	<0.0025	<0.0025		<0.0025	<0.0025	
5/2/2012				<0.0025			<0.0025
11/8/2012	<0.0025	<0.0025	<0.0025	<0.0025	<0.0025	<0.0025	<0.0025
5/7/2013	<0.0025	<0.0025		<0.0025	<0.0025	<0.0025	
5/8/2013			<0.0025				<0.0025
11/4/2013	<0.0025	<0.0025	<0.0025	<0.0025			
11/5/2013					<0.0025	<0.0025	<0.0025
5/23/2014					<0.0025	<0.0025	<0.0025
5/24/2014	<0.0025	<0.0025	<0.0025	<0.0025			
11/7/2014			<0.0025	<0.0025	<0.0025	<0.0025	<0.0025
11/8/2014	<0.0025	<0.0025					
5/20/2015			<0.0025	<0.0025			
5/21/2015	<0.0025	<0.0025			<0.0025	<0.0025	<0.0025
11/12/2015					<0.0025	<0.0025	<0.0025
11/13/2015	<0.0025	<0.0025	<0.0025	<0.0025			
4/6/2016	<0.0025						
4/7/2016			<0.0025	<0.0025		<0.0025	<0.0025
4/8/2016		<0.0025			<0.0025		
6/14/2016	<0.0025	<0.0025	<0.0025	<0.0025	<0.0025		<0.0025
6/17/2016						<0.0025	
8/9/2016		<0.0025	<0.0025	<0.0025	<0.0025		<0.0025
8/10/2016	<0.0025					<0.0025	
10/10/2016			<0.0025	<0.0025			
10/11/2016	<0.0025	<0.0025			<0.0025		<0.0025
10/14/2016						<0.0025	
12/2/2016	<0.0025		<0.0025	<0.0025			<0.0025
12/5/2016		<0.0025			<0.0025		
12/19/2016						<0.0025	
2/9/2017			<0.0025				<0.0025
2/10/2017	<0.0025	<0.0025		<0.0025	<0.0025		
2/13/2017						<0.0025	
4/7/2017		<0.0025	<0.0025	<0.0025	<0.0025	<0.0025	<0.0025
4/10/2017	<0.0025						
6/22/2017			<0.0025		<0.0025	<0.0025	<0.0025
6/23/2017	<0.0025			<0.0025			
6/26/2017		<0.0025					
10/9/2017	<0.0025	<0.0025					
10/10/2017			<0.0025	<0.0025	<0.0025	<0.0025	<0.0025
3/22/2018			<0.0025 (D)		<0.0025		<0.0025

Time Series

Constituent: Beryllium, Total (mg/L) Analysis Run 5/26/2023 12:18 PM

Plant Scherer Client: Southern Company Data: Scherer PAC-CCR

	GWA-21 (bg)	GWA-22 (bg)	GWA-45 (bg)	GWA-46 (bg)	GWA-47 (bg)	GWA-48 (bg)	GWA-49 (bg)
3/23/2018				<0.0025		<0.0025	
3/26/2018	<0.0025	<0.0025 (D)					
10/3/2018	<0.0025	<0.0025	<0.0025			<0.0025	<0.0025
10/4/2018				<0.0025			
10/5/2018					<0.0025		
3/27/2019	<0.0025	<0.0025	<0.0025	<0.0025	<0.0025	<0.0025	<0.0025
9/12/2019	<0.0025	<0.0025	<0.0025	<0.0025	<0.0025	<0.0025	<0.0025
3/19/2020	<0.0025	<0.0025	<0.0025	<0.0025		<0.0025	<0.0025
3/20/2020					<0.0025		
9/10/2020	<0.0025	<0.0025					<0.0025
9/11/2020			<0.0025	<0.0025	<0.0025	<0.0025	
4/2/2021	<0.0025	0.00019 (J)	<0.0025				
4/5/2021				<0.0025	<0.0025	<0.0025	
4/6/2021							<0.0025
8/12/2021	<0.0025	<0.0025	<0.0025	<0.0025		<0.0025	<0.0025
8/13/2021					<0.0025		
2/14/2022	<0.0025		<0.0025	<0.0025	<0.0025	<0.0025	<0.0025
2/15/2022		<0.0025					
8/26/2022	<0.0025	<0.0025					
8/30/2022							<0.0025
8/31/2022			<0.0025	<0.0025	<0.0025	<0.0025	
2/28/2023	<0.0025	<0.0025	<0.0025	<0.0025	<0.0025	<0.0025	
3/1/2023							<0.0025

Time Series

Constituent: Beryllium, Total (mg/L) Analysis Run 5/26/2023 12:18 PM

Plant Scherer Client: Southern Company Data: Scherer PAC-CCR

	GWC-29	GWC-50	GWC-51	GWC-52	GWC-53
12/20/2010					<0.0025
12/21/2010				<0.0025	
12/22/2010	<0.0025	<0.0025	<0.0025		
2/14/2011					<0.0025
2/15/2011	<0.0025	<0.0025	<0.0025	<0.0025	
3/21/2011				<0.0025	<0.0025
3/22/2011	<0.0025	<0.0025	<0.0025		
4/27/2011	<0.0025	<0.0025	<0.0025		<0.0025
4/28/2011				<0.0025	
10/26/2011	<0.0025	<0.0025	<0.0025	<0.0025	<0.0025
5/1/2012				<0.0025	<0.0025
5/2/2012	<0.0025	<0.0025	<0.0025		
11/8/2012	<0.0025	<0.0025	<0.0025		
11/9/2012				<0.0025	<0.0025
5/8/2013	<0.0025	<0.0025	<0.0025	<0.0025	<0.0025
11/4/2013	<0.0025	<0.0025	<0.0025	<0.0025	<0.0025
5/24/2014	<0.0025	<0.0025	<0.0025	<0.0025	<0.0025
11/7/2014	<0.0025		<0.0025	<0.0025	<0.0025
11/8/2014		<0.0025			
5/20/2015					<0.0025
5/22/2015	<0.0025	<0.0025	<0.0025	<0.0025	
11/13/2015	<0.0025	<0.0025	<0.0025	<0.0025	<0.0025
4/8/2016					<0.0025
4/11/2016	<0.0025	<0.0025	<0.0025	<0.0025	
6/15/2016	<0.0025	<0.0025			
6/16/2016			2E-05 (J)	<0.0025	<0.0025
8/10/2016	<0.0025	<0.0025	<0.0025		
8/11/2016				<0.0025	<0.0025
10/11/2016	<0.0025	<0.0025			
10/13/2016			<0.0025	<0.0025	<0.0025
12/2/2016		<0.0025			
12/5/2016	<0.0025		<0.0025	<0.0025	
12/6/2016					<0.0025
2/13/2017	<0.0025	<0.0025	<0.0025	<0.0025	<0.0025
4/7/2017		<0.0025			
4/10/2017	<0.0025		<0.0025		
4/11/2017				<0.0025	<0.0025
6/22/2017		<0.0025			
6/23/2017	<0.0025		<0.0025		
6/24/2017				<0.0025	<0.0025
10/10/2017	<0.0025	<0.0025			
10/11/2017			<0.0025	<0.0025	<0.0025
3/23/2018		<0.0025			
3/26/2018	<0.0025		<0.0025	<0.0025	<0.0025
10/4/2018	<0.0025	<0.0025	<0.0025	<0.0025	<0.0025
3/27/2019			<0.0025		
3/28/2019	<0.0025	<0.0025		<0.0025	<0.0025
9/12/2019	<0.0025	<0.0025	<0.0025	<0.0025	<0.0025
3/19/2020	<0.0025	<0.0025	<0.0025	<0.0025	<0.0025
9/10/2020	<0.0025	<0.0025			
9/11/2020			<0.0025	<0.0025	<0.0025
4/5/2021			<0.0025	<0.0025	

Time Series

Constituent: Beryllium, Total (mg/L) Analysis Run 5/26/2023 12:18 PM
Plant Scherer Client: Southern Company Data: Scherer PAC-CCR

	GWC-29	GWC-50	GWC-51	GWC-52	GWC-53
4/6/2021	<0.0025	<0.0025			<0.0025
8/13/2021	<0.0025	<0.0025	<0.0025		<0.0025
8/17/2021				<0.0025	
2/14/2022	<0.0025	<0.0025		<0.0025	<0.0025
2/15/2022			<0.0025		
8/31/2022	<0.0025	<0.0025	<0.0025	<0.0025	<0.0025
2/28/2023			<0.0025		<0.0025
3/1/2023	<0.0025	<0.0025		<0.0025	

Time Series

Constituent: Boron (mg/L) Analysis Run 5/26/2023 12:18 PM
 Plant Scherer Client: Southern Company Data: Scherer PAC-CCR

	GWA-21 (bg)	GWA-22 (bg)	GWA-45 (bg)	GWA-46 (bg)	GWA-47 (bg)	GWA-48 (bg)	GWA-49 (bg)
4/6/2016	<0.08						
4/7/2016			0.0657 (J)	<0.08		<0.08	<0.08
4/8/2016		<0.08			<0.08		
6/14/2016	0.0012 (J)	<0.08	0.12	<0.08	0.00079 (J)		<0.08
6/17/2016						<0.08	
8/9/2016		<0.08	0.22	<0.08	<0.08		<0.08
8/10/2016	<0.08					<0.08	
10/10/2016			0.52	<0.08			
10/11/2016	<0.08	<0.08			<0.08		<0.08
10/14/2016						<0.08	
12/2/2016	<0.08		0.65	<0.08			<0.08
12/5/2016		<0.08			<0.08		
12/19/2016						<0.08	
2/9/2017			0.57				<0.08
2/10/2017	<0.08	<0.08		<0.08	<0.08		
2/13/2017						<0.08	
4/7/2017		<0.08	0.5	<0.08	<0.08	<0.08	<0.08
4/10/2017	<0.08						
6/22/2017			0.48		<0.08	<0.08	<0.08
6/23/2017	<0.08			<0.08			
6/26/2017		<0.08					
10/9/2017	<0.08	<0.08					
10/10/2017			0.79	<0.08	<0.08	<0.08	<0.08
3/22/2018			0.66		<0.08		<0.08
3/23/2018				<0.08		<0.08	
3/26/2018	<0.08	<0.08 (D)					
10/3/2018	<0.08	<0.08	0.89			<0.08	<0.08
10/4/2018				<0.08			
10/5/2018					<0.08		
3/27/2019	<0.08	<0.08	0.74	<0.08	<0.08	<0.08	<0.08
9/12/2019	0.053	<0.08	0.91	<0.08	<0.08	<0.08	<0.08
3/19/2020	<0.08	<0.08	0.86	<0.08		<0.08	<0.08
3/20/2020					<0.08		
9/10/2020	<0.08	<0.08					<0.08
9/11/2020			1	<0.08	<0.08	<0.08	
4/2/2021	<0.08	<0.08	1.1				
4/5/2021				<0.08	<0.08	0.044 (J)	
4/6/2021							<0.08
8/12/2021	<0.08	<0.08	1.1	<0.08		<0.08	<0.08
8/13/2021					<0.08		
2/14/2022	<0.08		0.86	<0.08	<0.08	<0.08	<0.08
2/15/2022		<0.08					
8/26/2022	<0.08	<0.08					
8/30/2022							<0.08
8/31/2022			1.2	<0.08	<0.08	<0.08	
2/28/2023	<0.08	0.19	1.1	0.11	0.034 (J)	0.12	
3/1/2023							<0.08

Time Series

Constituent: Boron (mg/L) Analysis Run 5/26/2023 12:18 PM
 Plant Scherer Client: Southern Company Data: Scherer PAC-CCR

	GWC-29	GWC-50	GWC-51	GWC-52	GWC-53
4/8/2016					0.824
4/11/2016	<0.08	<0.08	<0.08	<0.08	
6/15/2016	0.0021 (J)	<0.08			
6/16/2016			<0.08	<0.08	0.8 (J)
8/10/2016	<0.08	<0.08	<0.08		
8/11/2016				<0.08	0.97
10/11/2016	<0.08	<0.08			
10/13/2016			<0.08	<0.08	0.94
12/2/2016		<0.08			
12/5/2016	<0.08		<0.08	<0.08	
12/6/2016					1
2/13/2017	<0.08	<0.08	<0.08	<0.08	0.97
4/7/2017		<0.08			
4/10/2017	<0.08		<0.08		
4/11/2017				<0.08	0.88
6/22/2017		<0.08			
6/23/2017	<0.08		<0.08		
6/24/2017				<0.08	0.87
10/10/2017	<0.08	<0.08			
10/11/2017			<0.08	<0.08	1.1
3/23/2018		<0.08			
3/26/2018	<0.08		<0.08	<0.08	0.91
10/4/2018	<0.08	<0.08	<0.08	<0.08	0.92
3/27/2019			<0.08		
3/28/2019	<0.08	<0.08		<0.08	0.97
9/12/2019	<0.08	<0.08	<0.08	<0.08	0.94
3/19/2020	<0.08	<0.08	<0.08	<0.08	1
9/10/2020	<0.08	<0.08			
9/11/2020			<0.08	<0.08	0.97
4/5/2021			<0.08	<0.08	
4/6/2021	<0.08	<0.08			0.97
8/13/2021	<0.08	<0.08	<0.08		0.94
8/17/2021				<0.08	
2/14/2022	<0.08	<0.08		<0.08	1
2/15/2022			<0.08		
8/31/2022	<0.08	<0.08	<0.08	<0.08	1
2/28/2023			0.08		0.91
3/1/2023	0.075 (J)	0.95		<0.08	

Time Series

Constituent: Cadmium, Total (mg/L) Analysis Run 5/26/2023 12:18 PM

Plant Scherer Client: Southern Company Data: Scherer PAC-CCR

	GWA-21 (bg)	GWA-22 (bg)	GWA-45 (bg)	GWA-46 (bg)	GWA-47 (bg)	GWA-48 (bg)	GWA-49 (bg)
12/20/2010			<0.0025	<0.0025	<0.0025		
12/21/2010						<0.0025	<0.0025
12/22/2010	<0.0025	<0.0025					
2/1/2011				<0.0025	<0.0025		
2/14/2011	<0.0025	<0.0025	<0.0025			<0.0025	<0.0025
3/21/2011			<0.0025	<0.0025			<0.0025
3/22/2011	<0.0025	<0.0025					
3/23/2011					<0.0025	<0.0025	
4/26/2011	<0.0025	<0.0025	<0.0025	<0.0025			<0.0025
4/27/2011					<0.0025	<0.0025	
10/25/2011						<0.0025	
10/26/2011			<0.0025		<0.0025		<0.0025
10/27/2011	<0.0025	<0.0025		<0.0025			
5/1/2012	<0.0025	<0.0025	<0.0025		<0.0025	<0.0025	
5/2/2012				<0.0025			<0.0025
11/8/2012	<0.0025	<0.0025	<0.0025	<0.0025	<0.0025	<0.0025	<0.0025
5/7/2013	<0.0025	<0.0025		<0.0025	<0.0025	<0.0025	
5/8/2013			<0.0025				<0.0025
11/4/2013	<0.0025	<0.0025	<0.0025	<0.0025			
11/5/2013					<0.0025	<0.0025	<0.0025
5/23/2014					<0.0025	<0.0025	<0.0025
5/24/2014	<0.0025	<0.0025	<0.0025	<0.0025			
11/7/2014			<0.0025	<0.0025	<0.0025	<0.0025	<0.0025
11/8/2014	<0.0025	<0.0025					
5/20/2015			<0.0025	<0.0025			
5/21/2015	<0.0025	<0.0025			<0.0025	<0.0025	<0.0025
11/12/2015					<0.0025	<0.0025	<0.0025
11/13/2015	<0.0025	<0.0025	<0.0025	<0.0025			
4/6/2016	<0.0025						
4/7/2016			<0.0025	<0.0025		<0.0025	<0.0025
4/8/2016		<0.0025			<0.0025		
6/14/2016	<0.0025	<0.0025	<0.0025	<0.0025	<0.0025		<0.0025
6/17/2016						<0.0025	
8/9/2016		<0.0025	<0.0025	<0.0025	<0.0025		<0.0025
8/10/2016	<0.0025					<0.0025	
10/10/2016			<0.0025	<0.0025			
10/11/2016	<0.0025	<0.0025			<0.0025		<0.0025
10/14/2016						<0.0025	
12/2/2016	<0.0025		<0.0025	<0.0025			<0.0025
12/5/2016		<0.0025			<0.0025		
12/19/2016						<0.0025	
2/9/2017			<0.0025				<0.0025
2/10/2017	<0.0025	<0.0025		<0.0025	<0.0025		
2/13/2017						<0.0025	
4/7/2017		<0.0025	<0.0025	<0.0025	0.0016	<0.0025	<0.0025
4/10/2017	<0.0025						
6/22/2017			<0.0025		<0.0025	<0.0025	<0.0025
6/23/2017	<0.0025			<0.0025			
6/26/2017		<0.0025					
10/9/2017	<0.0025	<0.0025					
10/10/2017			<0.0025	<0.0025	<0.0025	<0.0025	<0.0025
3/22/2018			<0.0025 (D)		<0.0025		<0.0025

Time Series

Constituent: Cadmium, Total (mg/L) Analysis Run 5/26/2023 12:18 PM

Plant Scherer Client: Southern Company Data: Scherer PAC-CCR

	GWA-21 (bg)	GWA-22 (bg)	GWA-45 (bg)	GWA-46 (bg)	GWA-47 (bg)	GWA-48 (bg)	GWA-49 (bg)
3/23/2018				<0.0025		<0.0025	
3/26/2018	<0.0025	<0.0025 (D)					
10/3/2018	<0.0025	<0.0025	<0.0025			<0.0025	<0.0025
10/4/2018				<0.0025			
10/5/2018					<0.0025		
3/27/2019	<0.0025	<0.0025	<0.0025	<0.0025	<0.0025	<0.0025	<0.0025
9/12/2019	<0.0025	<0.0025	<0.0025	<0.0025	<0.0025	<0.0025	<0.0025
3/19/2020	<0.0025	<0.0025	<0.0025	<0.0025		<0.0025	<0.0025
3/20/2020					<0.0025		
9/10/2020	<0.0025	<0.0025					<0.0025
9/11/2020			<0.0025	<0.0025	<0.0025	<0.0025	
4/2/2021	<0.0025	<0.0025	<0.0025				
4/5/2021				<0.0025	<0.0025	<0.0025	
4/6/2021							<0.0025
8/12/2021	<0.0025	<0.0025	<0.0025	<0.0025		<0.0025	<0.0025
8/13/2021					<0.0025		
2/14/2022	<0.0025		<0.0025	<0.0025	<0.0025	<0.0025	<0.0025
2/15/2022		<0.0025					
8/26/2022	<0.0025	<0.0025					
8/30/2022							<0.0025
8/31/2022			<0.0025	<0.0025	<0.0025	<0.0025	
2/28/2023	<0.0025	<0.0025	<0.0025	<0.0025	<0.0025	<0.0025	
3/1/2023							<0.0025

Time Series

Constituent: Cadmium, Total (mg/L) Analysis Run 5/26/2023 12:18 PM

Plant Scherer Client: Southern Company Data: Scherer PAC-CCR

	GWC-29	GWC-50	GWC-51	GWC-52	GWC-53
12/20/2010					<0.0025
12/21/2010				<0.0025	
12/22/2010	<0.0025	<0.0025	<0.0025		
2/14/2011					<0.0025
2/15/2011	<0.0025	<0.0025	<0.0025	<0.0025	
3/21/2011				<0.0025	<0.0025
3/22/2011	<0.0025	<0.0025	<0.0025		
4/27/2011	<0.0025	<0.0025	<0.0025		<0.0025
4/28/2011				<0.0025	
10/26/2011	<0.0025	<0.0025	<0.0025	<0.0025	<0.0025
5/1/2012				<0.0025	<0.0025
5/2/2012	<0.0025	<0.0025	<0.0025		
11/8/2012	<0.0025	<0.0025	<0.0025		
11/9/2012				<0.0025	<0.0025
5/8/2013	<0.0025	<0.0025	<0.0025	<0.0025	<0.0025
11/4/2013	<0.0025	<0.0025	<0.0025	<0.0025	<0.0025
5/24/2014	<0.0025	<0.0025	<0.0025	<0.0025	<0.0025
11/7/2014	<0.0025		<0.0025	<0.0025	<0.0025
11/8/2014		<0.0025			
5/20/2015					<0.0025
5/22/2015	<0.0025	<0.0025	<0.0025	<0.0025	
11/13/2015	<0.0025	<0.0025	<0.0025	<0.0025	<0.0025
4/8/2016					<0.0025
4/11/2016	<0.0025	<0.0025	<0.0025	<0.0025	
6/15/2016	<0.0025	7.4E-05 (J)			
6/16/2016			<0.0025	<0.0025	<0.0025
8/10/2016	<0.0025	<0.0025	<0.0025		
8/11/2016				<0.0025	<0.0025
10/11/2016	<0.0025	<0.0025			
10/13/2016			<0.0025	<0.0025	<0.0025
12/2/2016		<0.0025			
12/5/2016	<0.0025		<0.0025	<0.0025	
12/6/2016					<0.0025
2/13/2017	<0.0025	<0.0025	<0.0025	<0.0025	<0.0025
4/7/2017		<0.0025			
4/10/2017	<0.0025		<0.0025		
4/11/2017				<0.0025	<0.0025
6/22/2017		<0.0025			
6/23/2017	<0.0025		<0.0025		
6/24/2017				<0.0025	<0.0025
10/10/2017	<0.0025	<0.0025			
10/11/2017			<0.0025	<0.0025	<0.0025
3/23/2018		<0.0025			
3/26/2018	<0.0025		<0.0025	<0.0025	<0.0025
10/4/2018	<0.0025	<0.0025	<0.0025	<0.0025	<0.0025
3/27/2019			<0.0025		
3/28/2019	<0.0025	<0.0025		<0.0025	<0.0025
9/12/2019	<0.0025	<0.0025	<0.0025	<0.0025	<0.0025
3/19/2020	<0.0025	<0.0025	<0.0025	<0.0025	<0.0025
9/10/2020	<0.0025	<0.0025			
9/11/2020			<0.0025	<0.0025	<0.0025
4/5/2021			<0.0025	<0.0025	

Time Series

Constituent: Cadmium, Total (mg/L) Analysis Run 5/26/2023 12:18 PM
Plant Scherer Client: Southern Company Data: Scherer PAC-CCR

	GWC-29	GWC-50	GWC-51	GWC-52	GWC-53
4/6/2021	<0.0025	<0.0025			<0.0025
8/13/2021	<0.0025	<0.0025	<0.0025		<0.0025
8/17/2021				<0.0025	
2/14/2022	<0.0025	<0.0025		<0.0025	<0.0025
2/15/2022			<0.0025		
8/31/2022	<0.0025	<0.0025	<0.0025	<0.0025	<0.0025
2/28/2023			<0.0025		<0.0025
3/1/2023	<0.0025	<0.0025		<0.0025	

Time Series

Constituent: Calcium (mg/L) Analysis Run 5/26/2023 12:18 PM

Plant Scherer Client: Southern Company Data: Scherer PAC-CCR

	GWA-21 (bg)	GWA-22 (bg)	GWA-45 (bg)	GWA-46 (bg)	GWA-47 (bg)	GWA-48 (bg)	GWA-49 (bg)
4/6/2016	9.27						
4/7/2016			38.4	6.57		12.6	15.3
4/8/2016		8.6			10.7		
6/14/2016	8.2	6.8	32.9	5.5	11.3		14.2
6/17/2016						12.4	
8/9/2016		6.2	29	4.6	9.6		13
8/10/2016	6.9					11	
10/10/2016			33	5.3			
10/11/2016	7.6	6.2			11		14
10/14/2016						13	
12/2/2016	7.4		33	5.1			13
12/5/2016		5.5			10		
12/19/2016						11	
2/9/2017			42				14
2/10/2017	11	7.8		5.8	11		
2/13/2017						13	
4/7/2017		7.3	35	5.2	10	12	14
4/10/2017	9.7						
6/22/2017			38		11	13	14
6/23/2017	9.2			5.7			
6/26/2017		6.8					
10/9/2017	9.4	5.8					
10/10/2017			40	5.8	11	13	15
3/22/2018			39 (D)		11		14
3/23/2018				6.6		13	
3/26/2018	9.3	8.7					
10/3/2018	7.8	6.1	41			12	14
10/4/2018				5.4			
10/5/2018					11		
3/27/2019	9.5	7.1	39	6.1	11	13	15
9/12/2019	8.8	6.1	36	5.7	12	13	14
3/19/2020	11	9.7	45	6.7		14	15
3/20/2020					12		
9/10/2020	8.2	5.9					14
9/11/2020			30	5.5	11	12	
4/2/2021	9.2	9	29				
4/5/2021				7	13	13	
4/6/2021							16
8/12/2021	7.2	6	26	6.1		12	14
8/13/2021					11		
2/14/2022	8		26	5.9	11	11	13
2/15/2022		9.6					
8/26/2022	6.8	7.8					
8/30/2022							14
8/31/2022			23	5.7	12	12	
2/28/2023	8.1	11	23	6.6	13	13	
3/1/2023							15

Time Series

Constituent: Calcium (mg/L) Analysis Run 5/26/2023 12:18 PM

Plant Scherer Client: Southern Company Data: Scherer PAC-CCR

	GWC-29	GWC-50	GWC-51	GWC-52	GWC-53
4/8/2016					17.5
4/11/2016	9.7	7.04	6.9	12.8	
6/15/2016	9.5	7.4			
6/16/2016			7.6	14.3	18.4
8/10/2016	8.5	6.7	5.7		
8/11/2016				11	13
10/11/2016	9.3	6.9			
10/13/2016			6.7	13	15
12/2/2016		6.5			
12/5/2016	9		6.4	12	
12/6/2016					15
2/13/2017	9.2	7.9	6.2	13	16
4/7/2017		6.5			
4/10/2017	9.2		6.2		
4/11/2017				13	17
6/22/2017		6.8			
6/23/2017	9.8		6.6		
6/24/2017				13	17
10/10/2017	10	7.3			
10/11/2017			6.9	15	19
3/23/2018		7.5			
3/26/2018	11		7	15	19
10/4/2018	10	6.7	6.4	14	17
3/27/2019			7		
3/28/2019	11	7.2		15	18
9/12/2019	12	7.5	7.1	17	18
3/19/2020	16	7.9	7.1	19	19
9/10/2020	15	7.5			
9/11/2020			7	18	19
4/5/2021			8	21	
4/6/2021	17	7.7			19
8/13/2021	15	7.2	7		17
8/17/2021				22	
2/14/2022	16	6.5		18	16
2/15/2022			6.4		
8/31/2022	17	7.1	7.2	21	17
2/28/2023			7.6		18
3/1/2023	19	20		25	

Time Series

Constituent: Chloride (mg/L) Analysis Run 5/26/2023 12:18 PM
 Plant Scherer Client: Southern Company Data: Scherer PAC-CCR

	GWA-21 (bg)	GWA-22 (bg)	GWA-45 (bg)	GWA-46 (bg)	GWA-47 (bg)	GWA-48 (bg)	GWA-49 (bg)
4/6/2016	3.034						
4/7/2016			8.05	2.914		1.842	2.285
4/8/2016		2.1			1.57		
6/14/2016	3.1	4.2	9.3	3.1	1.7		2.3
6/17/2016						1.9	
8/9/2016		5	10	3.2	1.5		2.3
8/10/2016	2.7					1.8	
10/10/2016			10	3			
10/11/2016	2.7	3.8			1.6		2.1
10/14/2016						1.7	
12/2/2016	2.5		10	3			2
12/5/2016		3.6			1.5		
12/19/2016						2.7 (O)	
2/9/2017			9.4				2.1
2/10/2017	3.4	2.2		2.7	1.5		
2/13/2017						1.8	
4/7/2017		2.2	9.9	2.9	1.4	1.7	2
4/10/2017	3.6						
6/22/2017			9.7		1.4	1.7	2
6/23/2017	3.2			3.3			
6/26/2017		3.4					
10/9/2017	3.5	3.4					
10/10/2017			9.8	3.5	1.4	1.6	2
3/22/2018			9.7 (D)		1.3		1.9
3/23/2018				3.6		1.6	
3/26/2018	3.8	1.9 (D)					
10/3/2018	4	2.9	10			1.6	2
10/4/2018				3.9			
10/5/2018					1.4		
3/27/2019	2.9	2	9.6	3.7	1.2	1.5	1.9
9/12/2019	3.4	2.5	10	4.3	1.4	1.7	1.9
3/19/2020	3.9	2.2	9.9	4.5		1.9	2.2
3/20/2020					1.7		
9/10/2020	3.7	2.5					2.1
9/11/2020			12	4.7	1.6	1.8	
4/2/2021	3.7	1.8	13				
4/5/2021				5.3	1.8	2	
4/6/2021							2.1
8/12/2021	4.1	2.7	13	5.5		1.8	2.2
8/13/2021					1.8		
2/14/2022	4		10	5	1.5	1.8	2
2/15/2022		1.8					
8/26/2022	3.6	2					
8/30/2022							2.2
8/31/2022			13	5.1	1.5	1.6	
2/28/2023	3.6	1.8	13	5.2	1.7	1.8	
3/1/2023							2.1

Time Series

Constituent: Chloride (mg/L) Analysis Run 5/26/2023 12:18 PM
Plant Scherer Client: Southern Company Data: Scherer PAC-CCR

	GWC-29	GWC-50	GWC-51	GWC-52	GWC-53
4/8/2016					10.065
4/11/2016	1.57 (O)	2.09	2.09 (O)	<0.25 (O)	
6/15/2016	3.9	2.1			
6/16/2016			6.3	7.4	9.4
8/10/2016	4	2	6.9		
8/11/2016				8.3	10
10/11/2016	3.7	1.9			
10/13/2016			6.5	7.8	9.9
12/2/2016		1.9			
12/5/2016	3.6		6.6	8.1	
12/6/2016					10
2/13/2017	3.4	1.9	6.7	8	10
4/7/2017		2			
4/10/2017	3.5		6.7		
4/11/2017				7.6	10
6/22/2017		1.9			
6/23/2017	3.4		6.6		
6/24/2017				8.3	10
10/10/2017	3.3	1.9			
10/11/2017			6.5	7.9	10
3/23/2018		1.9			
3/26/2018	3.1		6.6	7.8	11
10/4/2018	3.1	1.9	6.9	8.1	12
3/27/2019			7		
3/28/2019	2.8	1.8		7.5	12
9/12/2019	3	1.8	6.8	7.7	11
3/19/2020	3.4	2.1	7.3	8.2	13
9/10/2020	3.3	2.1			
9/11/2020			7.7	7.9	12
4/5/2021			7.8	8.2	
4/6/2021	3.3	1.9			13
8/13/2021	3.7	2.1	8		13
8/17/2021				8.3	
2/14/2022	3.8	1.9		7.6	12
2/15/2022			7.6		
8/31/2022	3.5	1.6	7.7	7.6	13
2/28/2023			7.9		13
3/1/2023	3.9	14		8	
5/2/2023		1.7 (R)			

Time Series

Constituent: Chromium, Total (mg/L) Analysis Run 5/26/2023 12:18 PM

Plant Scherer Client: Southern Company Data: Scherer PAC-CCR

	GWA-21 (bg)	GWA-22 (bg)	GWA-45 (bg)	GWA-46 (bg)	GWA-47 (bg)	GWA-48 (bg)	GWA-49 (bg)
12/20/2010			<0.002	0.0036 (J)	0.0064		
12/21/2010						0.0094	0.0073
12/22/2010	0.0052	0.0029 (J)					
2/1/2011				0.0037 (J)	0.015		
2/14/2011	0.0057	0.0027 (J)	<0.002			0.028	0.0051
3/21/2011			<0.002	0.004 (J)			0.0067
3/22/2011	0.0055	0.0049 (J)					
3/23/2011					0.0084	0.0042 (J)	
4/26/2011	0.0069	0.0048 (J)	<0.002	0.0037 (J)			0.0065
4/27/2011					0.011	<0.01	
10/25/2011						0.0062	
10/26/2011			<0.002		0.0061		0.0068
10/27/2011	0.011	0.0023 (J)		0.0047 (J)			
5/1/2012	0.0056	0.0051	<0.002		0.0072	0.011	
5/2/2012				0.005 (J)			0.011
11/8/2012	<0.01	0.0034 (J)	<0.002	0.0081	0.015	0.0089	0.0052
5/7/2013	0.0036 (J)	0.0078		0.0035 (J)	0.044	0.019	
5/8/2013			<0.002				0.0059
11/4/2013	0.0032 (J)	0.0055 (J)	<0.002	0.0056 (J)			
11/5/2013					0.023	0.0057 (J)	0.0044 (J)
5/23/2014					0.022	0.0084 (J)	0.0087 (J)
5/24/2014	0.0043 (J)	0.0075 (J)	<0.002	0.005 (J)			
11/7/2014			<0.002	0.004 (J)	0.013	0.011	0.0048 (J)
11/8/2014	<0.01	0.0048 (J)					
5/20/2015			0.0025 (O)	0.0062 (J)			
5/21/2015	0.002 (J)	0.0082 (J)			0.029	0.013	0.006 (J)
11/12/2015					0.045	0.015	0.007 (J)
11/13/2015	<0.01	0.0079 (J)	0.0042 (O)	0.0067 (J)			
4/6/2016	0.00278 (J)						
4/7/2016			<0.002	0.00467 (J)		0.00498 (J)	0.0056 (J)
4/8/2016		<0.01			<0.01		
6/14/2016	<0.01	<0.01	<0.002	<0.01	<0.01		<0.01
6/17/2016						<0.01	
8/9/2016		0.0079	<0.002	0.0041	0.008		0.0053
8/10/2016	0.0019 (J)					0.0047	
10/10/2016			<0.002	0.0041			
10/11/2016	0.0024 (J)	0.0069			0.0079		0.0058
10/14/2016						0.0056	
12/2/2016	0.0023 (J)		<0.002	0.0039			0.0071
12/5/2016		0.0077			0.0057		
12/19/2016						0.0039	
2/9/2017			<0.002				0.0051
2/10/2017	0.0021 (J)	0.0098		0.0044	0.0062		
2/13/2017						0.0059	
4/7/2017		0.0081	<0.002	0.0046	0.0072	0.0051	0.006
4/10/2017	0.002 (J)						
6/22/2017			<0.002		0.0074	0.005	0.0056
6/23/2017	0.0018 (J)			0.005			
6/26/2017		0.0084					
10/9/2017	0.0016 (J)	0.0082					
10/10/2017			<0.002	0.0088	0.0072	0.005	0.0073
3/22/2018			<0.002 (D)		0.0074		0.0051

Time Series

Constituent: Chromium, Total (mg/L) Analysis Run 5/26/2023 12:18 PM

Plant Scherer Client: Southern Company Data: Scherer PAC-CCR

	GWA-21 (bg)	GWA-22 (bg)	GWA-45 (bg)	GWA-46 (bg)	GWA-47 (bg)	GWA-48 (bg)	GWA-49 (bg)
3/23/2018				0.0045		0.005	
3/26/2018	0.0011 (J)	0.0088					
10/3/2018	0.0014 (J)	0.0086	<0.002			0.0051	0.0052
10/4/2018				0.0047			
10/5/2018					0.0083		
3/27/2019	0.003	0.0078	<0.002	0.0048	0.0081	0.0051	0.0056
9/12/2019	0.0047	0.0092	<0.002	0.0051	0.0088	0.0085	0.0075
3/19/2020	0.0026	0.011	<0.002	0.0043		0.0063	0.0055
3/20/2020					0.0085		
9/10/2020	0.0019 (J)	0.0077					0.0063
9/11/2020			<0.002	0.0042	0.0081	0.0053	
4/2/2021	0.0029	0.01	<0.002				
4/5/2021				0.0041	0.0084	0.0061	
4/6/2021							0.0055
8/12/2021	0.0016 (J)	0.008	<0.002	0.0045		0.0058	0.0096
8/13/2021					0.0082		
2/14/2022	0.0026		<0.002	0.0047	0.0086	0.0058	0.0076
2/15/2022		0.013					
8/26/2022	0.0016 (J)	0.0078					
8/30/2022							0.0064
8/31/2022			<0.002	0.0048	0.0084	0.0059	
2/28/2023	0.0024	0.01	<0.002	0.0047	0.0084	0.0058	
3/1/2023							0.0057

Time Series

Constituent: Chromium, Total (mg/L) Analysis Run 5/26/2023 12:18 PM

Plant Scherer Client: Southern Company Data: Scherer PAC-CCR

	GWC-29	GWC-50	GWC-51	GWC-52	GWC-53
12/20/2010					<0.002
12/21/2010				0.01	
12/22/2010	0.0026 (J)	0.0034 (J)	0.0036 (J)		
2/14/2011					<0.002
2/15/2011	<0.002	0.0034 (J)	0.0038 (J)	0.0087	
3/21/2011				0.0083	<0.002
3/22/2011	<0.002	0.0037 (J)	0.0022 (J)		
4/27/2011	<0.002	0.0038 (J)	0.0042 (J)		<0.002
4/28/2011				0.0076	
10/26/2011	<0.002	0.0039 (J)	0.0042 (J)	0.0078	0.0033 (J)
5/1/2012				0.0049 (J)	0.0025 (J)
5/2/2012	<0.002	0.0044 (J)	0.0037 (J)		
11/8/2012	<0.002	0.0026 (J)	<0.01		
11/9/2012				0.0066	<0.002
5/8/2013	<0.002	0.0038 (J)	0.0032 (J)	0.0082	<0.002
11/4/2013	0.0027 (J)	0.0063 (J)	0.0063 (J)	0.013	0.0035 (J)
5/24/2014	0.0027 (J)	0.0061 (J)	0.003 (J)	0.012	0.0027 (J)
11/7/2014	<0.002		<0.01	0.0084 (J)	<0.002
11/8/2014		<0.002			
5/20/2015					0.0021 (J)
5/22/2015	0.0034 (J)	0.0037 (J)	0.0023 (J)	0.0096 (J)	
11/13/2015	0.0038 (J)	0.0055 (J)	0.0042 (J)	0.011	0.0041 (J)
4/8/2016					<0.002
4/11/2016	<0.002	0.00479 (J)	0.00309 (J)	0.0101	
6/15/2016	<0.002	<0.002			
6/16/2016			<0.01	<0.01	<0.002
8/10/2016	0.0014 (J)	0.0047	0.0023 (J)		
8/11/2016				0.0097	0.0013 (J)
10/11/2016	0.0017 (J)	0.0048			
10/13/2016			0.0028	0.012	0.0018 (J)
12/2/2016		0.0043			
12/5/2016	0.0014 (J)		0.0032	0.012	
12/6/2016					0.0014 (J)
2/13/2017	0.0016 (J)	0.0047	0.0021 (J)	0.011	0.0021 (J)
4/7/2017		0.0044			
4/10/2017	0.0014 (J)		0.0022 (J)		
4/11/2017				0.011	0.0012 (J)
6/22/2017		0.0045			
6/23/2017	0.0014 (J)		0.0025		
6/24/2017				0.0095	0.0017 (J)
10/10/2017	0.0039	0.005			
10/11/2017			0.0027	0.0096	0.0013 (J)
3/23/2018		0.0042			
3/26/2018	0.0013 (J)		0.0028	0.012	0.0014 (J)
10/4/2018	0.0014 (J)	0.005	0.0041	0.016	<0.002
3/27/2019			0.0044		
3/28/2019	0.0012 (J)	0.0043		0.019	<0.002
9/12/2019	0.0021 (J)	0.006	0.0043	0.027	0.002 (J)
3/19/2020	<0.002	0.0047	0.0032	0.029	<0.002
9/10/2020	<0.002	0.0047			
9/11/2020			0.0041	0.028	0.0023
4/5/2021			0.0054	0.031	

Time Series

Constituent: Chromium, Total (mg/L) Analysis Run 5/26/2023 12:18 PM
Plant Scherer Client: Southern Company Data: Scherer PAC-CCR

	GWC-29	GWC-50	GWC-51	GWC-52	GWC-53
4/6/2021	<0.002	0.0044			<0.002
8/13/2021	<0.002	0.0089	0.0087		0.0019 (J)
8/17/2021				0.034	
2/14/2022	<0.002	0.0046		0.036	0.0018 (J)
2/15/2022			0.0054		
8/31/2022	<0.002	0.004	0.0047	0.038	0.002
2/28/2023			0.0047		0.003
3/1/2023	<0.002	<0.002		0.038	

Time Series

Constituent: Cobalt, Total (mg/L) Analysis Run 5/26/2023 12:18 PM
 Plant Scherer Client: Southern Company Data: Scherer PAC-CCR

	GWA-21 (bg)	GWA-22 (bg)	GWA-45 (bg)	GWA-46 (bg)	GWA-47 (bg)	GWA-48 (bg)	GWA-49 (bg)
12/20/2010			0.012	<0.0025	0.0033 (O)		
12/21/2010						<0.0025	<0.0025
12/22/2010	<0.0025	0.0038 (O)					
2/1/2011				<0.0025	<0.0025		
2/14/2011	<0.0025	<0.0025	0.0093 (J)			<0.0025	<0.0025
3/21/2011			0.0076 (J)	<0.0025			<0.0025
3/22/2011	<0.0025	<0.0025					
3/23/2011					<0.0025	<0.0025	
4/26/2011	<0.0025	<0.0025	0.0058 (J)	<0.0025			<0.0025
4/27/2011					<0.0025	<0.0025	
10/25/2011						<0.0025	
10/26/2011			0.005 (J)		<0.0025		<0.0025
10/27/2011	<0.0025	<0.0025		<0.0025			
5/1/2012	<0.0025	<0.0025	0.0032 (J)		<0.0025	0.0039 (O)	
5/2/2012				<0.0025			<0.0025
11/8/2012	<0.0025	<0.0025	0.0034 (J)	<0.0025	<0.0025	<0.0025	<0.0025
5/7/2013	<0.0025	<0.0025		<0.0025	<0.0025	<0.0025	
5/8/2013			<0.01				<0.0025
11/4/2013	<0.0025	<0.0025	<0.01	<0.0025			
11/5/2013					<0.0025	<0.0025	<0.0025
5/23/2014					0.0048 (O)	<0.0025	<0.0025
5/24/2014	<0.0025	<0.0025	<0.01	<0.0025			
11/7/2014			<0.01	<0.0025	<0.0025	<0.0025	<0.0025
11/8/2014	<0.0025	<0.0025					
5/20/2015			<0.01	<0.0025			
5/21/2015	<0.0025	<0.0025			<0.0025	<0.0025	<0.0025
11/12/2015					<0.0025	<0.0025	<0.0025
11/13/2015	<0.0025	<0.0025	<0.01	<0.0025			
4/6/2016	<0.0025						
4/7/2016			<0.01	<0.0025		<0.0025	<0.0025
4/8/2016		<0.0025			<0.0025		
6/14/2016	6.6E-05 (J)	0.00042 (J)	0.0031 (J)	3.8E-05 (J)	4.2E-05 (J)		<0.0025
6/17/2016						0.00017 (J)	
8/9/2016		0.00068 (J)	0.0023 (J)	<0.0025	<0.0025		<0.0025
8/10/2016	<0.0025					<0.0025	
10/10/2016			0.0024 (J)	<0.0025			
10/11/2016	0.00047 (J)	<0.0025			0.00052 (J)		<0.0025
10/14/2016						<0.0025	
12/2/2016	0.0014 (J)		0.0021 (J)	<0.0025			0.0004 (J)
12/5/2016		0.0012 (J)			<0.0025		
12/19/2016						<0.0025	
2/9/2017			0.00096 (J)				<0.0025
2/10/2017	0.00052 (J)	0.0013 (J)		<0.0025	<0.0025		
2/13/2017						<0.0025	
4/7/2017		<0.0025	0.0034	<0.0025	<0.0025	<0.0025	<0.0025
4/10/2017	<0.0025						
6/22/2017			0.0029		<0.0025	<0.0025	<0.0025
6/23/2017	<0.0025			<0.0025			
6/26/2017		0.00073 (J)					
10/9/2017	0.00053 (J)	<0.0025					
10/10/2017			0.0025	<0.0025	<0.0025	<0.0025	<0.0025
3/22/2018			0.0015 (JD)		<0.0025		<0.0025

Time Series

Constituent: Cobalt, Total (mg/L) Analysis Run 5/26/2023 12:18 PM
 Plant Scherer Client: Southern Company Data: Scherer PAC-CCR

	GWA-21 (bg)	GWA-22 (bg)	GWA-45 (bg)	GWA-46 (bg)	GWA-47 (bg)	GWA-48 (bg)	GWA-49 (bg)
3/23/2018				<0.0025		<0.0025	
3/26/2018	0.00088 (J)	<0.0025 (D)					
10/3/2018	0.0014 (J)	<0.0025	0.0018 (J)			<0.0025	<0.0025
10/4/2018				<0.0025			
10/5/2018					<0.0025		
3/27/2019	<0.0025	<0.0025	0.00083 (J)	<0.0025	<0.0025	<0.0025	<0.0025
9/12/2019	0.0004 (J)	<0.0025	0.0018 (J)	9.5E-05 (J)	0.00011 (J)	<0.0025	0.00017 (J)
3/19/2020	0.00015 (J)	<0.0025	0.0005 (J)	0.00025 (J)		0.00029 (J)	<0.0025
3/20/2020					<0.0025		
9/10/2020	0.00019 (J)	0.00014 (J)					0.0002 (J)
9/11/2020			0.0035	<0.0025	<0.0025	<0.0025	
4/2/2021	0.00016 (J)	0.00026 (J)	0.002 (J)				
4/5/2021				<0.0025	0.00017 (J)	0.00019 (J)	
4/6/2021							<0.0025
8/12/2021	0.00028 (J)	0.00015 (J)	0.0024 (J)	<0.0025		<0.0025	0.00072 (J)
8/13/2021					<0.0025		
2/14/2022	<0.0025		0.00059 (J)	<0.0025	<0.0025	<0.0025	0.00039 (J)
2/15/2022		0.00054 (J)					
8/26/2022	<0.0025	<0.0025					
8/30/2022							<0.0025
8/31/2022			0.0012 (J)	<0.0025	<0.0025	<0.0025	
2/28/2023	<0.0025	<0.0025	0.00097 (J)	<0.0025	<0.0025	<0.0025	
3/1/2023							<0.0025

Time Series

Constituent: Cobalt, Total (mg/L) Analysis Run 5/26/2023 12:18 PM
 Plant Scherer Client: Southern Company Data: Scherer PAC-CCR

	GWC-29	GWC-50	GWC-51	GWC-52	GWC-53
12/20/2010					0.0051 (J)
12/21/2010				<0.0025	
12/22/2010	<0.0025	<0.0025	<0.0025		
2/14/2011					0.0038 (J)
2/15/2011	<0.0025	<0.0025	<0.0025	<0.0025	
3/21/2011				<0.0025	0.0037 (J)
3/22/2011	<0.0025	<0.0025	<0.0025		
4/27/2011	<0.0025	<0.0025	<0.0025		<0.01
4/28/2011				<0.0025	
10/26/2011	<0.0025	<0.0025	<0.0025	<0.0025	0.0046 (J)
5/1/2012				<0.0025	0.0043 (J)
5/2/2012	<0.0025	<0.0025	<0.0025		
11/8/2012	<0.0025	<0.0025	<0.0025		
11/9/2012				<0.0025	0.007 (J)
5/8/2013	<0.0025	<0.0025	<0.0025	<0.0025	0.0047 (J)
11/4/2013	<0.0025	<0.0025	<0.0025	<0.0025	0.0096 (J)
5/24/2014	<0.0025	<0.0025	<0.0025	<0.0025	0.0097 (J)
11/7/2014	<0.0025		<0.0025	<0.0025	0.012
11/8/2014		<0.0025			
5/20/2015					0.011
5/22/2015	<0.0025	<0.0025	<0.0025	<0.0025	
11/13/2015	<0.0025	<0.0025	<0.0025	<0.0025	0.013
4/8/2016					<0.01
4/11/2016	<0.0025	<0.0025	<0.0025	<0.0025	
6/15/2016	<0.0025	<0.0025			
6/16/2016			<0.0025	<0.0025	0.0062 (J)
8/10/2016	<0.0025	<0.0025	<0.0025		
8/11/2016				<0.0025	0.0092
10/11/2016	<0.0025	<0.0025			
10/13/2016			<0.0025	<0.0025	0.0045
12/2/2016		<0.0025			
12/5/2016	<0.0025		<0.0025	<0.0025	
12/6/2016					0.0043
2/13/2017	<0.0025	<0.0025	<0.0025	<0.0025	0.011
4/7/2017		<0.0025			
4/10/2017	<0.0025		<0.0025		
4/11/2017				<0.0025	0.012
6/22/2017		<0.0025			
6/23/2017	<0.0025		<0.0025		
6/24/2017				<0.0025	0.011
10/10/2017	<0.0025	<0.0025			
10/11/2017			<0.0025	<0.0025	0.016
3/23/2018		<0.0025			
3/26/2018	<0.0025		<0.0025	<0.0025	0.0069
10/4/2018	<0.0025	<0.0025	<0.0025	<0.0025	0.016
3/27/2019			<0.0025		
3/28/2019	<0.0025	<0.0025		<0.0025	0.011
9/12/2019	<0.0025	<0.0025	0.00012 (J)	<0.0025	0.011
3/19/2020	<0.0025	<0.0025	<0.0025	<0.0025	0.0083
9/10/2020	<0.0025	<0.0025			
9/11/2020			<0.0025	<0.0025	0.002 (J)
4/5/2021			0.0002 (J)	<0.0025	

Time Series

Constituent: Cobalt, Total (mg/L) Analysis Run 5/26/2023 12:18 PM
Plant Scherer Client: Southern Company Data: Scherer PAC-CCR

	GWC-29	GWC-50	GWC-51	GWC-52	GWC-53
4/6/2021	<0.0025	<0.0025			0.0062
8/13/2021	0.00015 (J)	0.00074 (J)	0.00059 (J)		0.015
8/17/2021				<0.0025	
2/14/2022	<0.0025	<0.0025		<0.0025	0.011
2/15/2022			<0.0025		
8/31/2022	<0.0025	<0.0025	<0.0025	<0.0025	0.014
2/28/2023			<0.0025		0.0038
3/1/2023	<0.0025	0.01		<0.0025	

Time Series

Constituent: Copper, Total (mg/L) Analysis Run 5/26/2023 12:18 PM

Plant Scherer Client: Southern Company Data: Scherer PAC-CCR

	GWA-21 (bg)	GWA-22 (bg)	GWA-45 (bg)	GWA-46 (bg)	GWA-47 (bg)	GWA-48 (bg)	GWA-49 (bg)
12/20/2010			0.0021 (J)	<0.002	0.0065 (J)		
12/21/2010						0.0084 (J)	<0.002
12/22/2010	<0.002	<0.002					
2/1/2011				<0.002	0.018		
2/14/2011	<0.002	<0.002	<0.002			0.013 (O)	<0.002
3/21/2011			<0.002	<0.002			<0.002
3/22/2011	<0.002	<0.002					
3/23/2011					0.022	0.0061 (J)	
4/26/2011	<0.002	<0.002	<0.002	<0.002			<0.002
4/27/2011					0.02	<0.002	
10/25/2011						<0.002	
10/26/2011			<0.002		0.0025 (J)		<0.002
10/27/2011	<0.002	<0.002		<0.002			
5/1/2012	<0.002	<0.002	<0.002		0.0022 (J)	0.0027 (J)	
5/2/2012				<0.002			<0.002
11/8/2012	<0.002	<0.002	0.0034 (J)	0.021 (O)	0.015	<0.002	<0.002
5/7/2013	<0.002	<0.002		<0.002	0.02	0.0039 (J)	
5/8/2013			<0.002				<0.002
11/4/2013	<0.002	<0.002	<0.002	<0.002			
11/5/2013					0.014	<0.002	<0.002
5/23/2014					0.06 (O)	0.0029 (J)	<0.002
5/24/2014	<0.002	<0.002	<0.002	<0.002			
11/7/2014			0.002 (J)	<0.002	0.0032 (J)	<0.002	<0.002
11/8/2014	<0.002	<0.002					
5/20/2015			0.0024 (J)	<0.002			
5/21/2015	0.0028 (O)	0.003 (J)			0.017 (JV)	0.0031 (J)	<0.002
11/12/2015					0.01 (J)	<0.002	<0.002
11/13/2015	<0.002	0.078 (O)	<0.002	<0.002			
4/6/2016	<0.002						
4/7/2016			<0.002	<0.002		<0.002	<0.002
4/8/2016		<0.002			<0.002		
10/10/2016			<0.002	<0.002			
10/11/2016	<0.002	<0.002			0.0051		<0.002
10/14/2016						0.0024 (J)	
4/7/2017		<0.002	<0.002	<0.002	<0.002	<0.002	<0.002
4/10/2017	<0.002						
10/9/2017	<0.002	<0.002					
10/10/2017			<0.002	<0.002	<0.002	<0.002	<0.002
3/22/2018			<0.002 (D)		<0.002		<0.002
3/23/2018				<0.002		<0.002	
3/26/2018	<0.002	<0.002 (D)					
10/3/2018	<0.002	<0.002	<0.002			<0.002	<0.002
10/4/2018				<0.002			
10/5/2018					<0.002		
3/27/2019	<0.002	<0.002	<0.002	<0.002	<0.002	<0.002	<0.002
9/12/2019	<0.002	<0.002	<0.002	<0.002	<0.002	0.00083 (J)	<0.002
3/19/2020	<0.002	<0.002	0.00072 (J)	<0.002		0.0022	<0.002
3/20/2020					0.0011 (J)		
9/10/2020	0.0023	<0.002					<0.002
9/11/2020			0.002	<0.002	<0.002	<0.002	
4/2/2021	<0.002	<0.002	<0.002				
4/5/2021				<0.002	0.0019 (J)	0.00093 (J)	

Time Series

Constituent: Copper, Total (mg/L) Analysis Run 5/26/2023 12:18 PM
Plant Scherer Client: Southern Company Data: Scherer PAC-CCR

	GWA-21 (bg)	GWA-22 (bg)	GWA-45 (bg)	GWA-46 (bg)	GWA-47 (bg)	GWA-48 (bg)	GWA-49 (bg)
4/6/2021							<0.002
8/12/2021	0.00066 (J)	<0.002	<0.002	<0.002		<0.002	0.0031
8/13/2021					<0.002		
2/14/2022	<0.002		<0.002	<0.002	<0.002	<0.002	0.0014 (J)
2/15/2022		0.0015 (J)					
8/26/2022	<0.002	<0.002					
8/30/2022							<0.002
8/31/2022			<0.002	<0.002	<0.002	<0.002	
2/28/2023	<0.002	<0.002	<0.002	<0.002	<0.002	<0.002	
3/1/2023							0.0011 (J)

Time Series

Constituent: Copper, Total (mg/L) Analysis Run 5/26/2023 12:18 PM

Plant Scherer Client: Southern Company Data: Scherer PAC-CCR

	GWC-29	GWC-50	GWC-51	GWC-52	GWC-53
12/20/2010					<0.002
12/21/2010				<0.002	
12/22/2010	<0.002	<0.002	<0.002		
2/14/2011					<0.002
2/15/2011	<0.002	<0.002	<0.002	<0.002	
3/21/2011				<0.002	<0.002
3/22/2011	<0.002	<0.002	<0.002		
4/27/2011	<0.002	<0.002	<0.002		<0.002
4/28/2011				<0.002	
10/26/2011	<0.002	<0.002	<0.002	<0.002	<0.002
5/1/2012				<0.002	<0.002
5/2/2012	<0.002	<0.002	<0.002		
11/8/2012	<0.002	<0.002	<0.002		
11/9/2012				<0.002	<0.002
5/8/2013	<0.002	<0.002	<0.002	<0.002	<0.002
11/4/2013	<0.002	<0.002	<0.002	<0.002	<0.002
5/24/2014	<0.002	<0.002	<0.002	<0.002	<0.002
11/7/2014	<0.002		<0.002	<0.002	<0.002
11/8/2014		<0.002			
5/20/2015					<0.002
5/22/2015	0.0031 (O)	0.0031 (O)	<0.002	<0.002	
11/13/2015	<0.002	<0.002	<0.002	<0.002	<0.002
4/8/2016					<0.002
4/11/2016	<0.002	<0.002	<0.002	<0.002	
10/11/2016	<0.002	<0.002			
10/13/2016			<0.002	<0.002	<0.002
4/7/2017		<0.002			
4/10/2017	<0.002		<0.002		
4/11/2017				<0.002	<0.002
10/10/2017	<0.002	<0.002			
10/11/2017			<0.002	<0.002	<0.002
3/23/2018		<0.002			
3/26/2018	<0.002		<0.002	<0.002	<0.002
10/4/2018	<0.002	<0.002	<0.002	<0.002	<0.002
3/27/2019			<0.002		
3/28/2019	<0.002	<0.002		<0.002	<0.002
9/12/2019	<0.002	<0.002	<0.002	<0.002	<0.002
3/19/2020	<0.002	<0.002	<0.002	<0.002	<0.002
9/10/2020	<0.002	<0.002			
9/11/2020			0.0013 (J)	<0.002	<0.002
4/5/2021			<0.002	<0.002	
4/6/2021	<0.002	<0.002			<0.002
8/13/2021	<0.002	0.0046	0.0025		<0.002
8/17/2021				<0.002	
2/14/2022	<0.002	0.0013 (J)		<0.002	<0.002
2/15/2022			<0.002		
8/31/2022	<0.002	<0.002	<0.002	<0.002	<0.002
2/28/2023			<0.002		<0.002
3/1/2023	<0.002	<0.002		<0.002	

Time Series

Constituent: Fluoride (mg/L) Analysis Run 5/26/2023 12:18 PM

Plant Scherer Client: Southern Company Data: Scherer PAC-CCR

	GWA-21 (bg)	GWA-22 (bg)	GWA-45 (bg)	GWA-46 (bg)	GWA-47 (bg)	GWA-48 (bg)	GWA-49 (bg)
4/6/2016	0.035 (J)						
4/7/2016			0.035 (J)	0.024 (J)		0.044 (J)	0.041 (J)
4/8/2016		<0.082			<0.1		
6/14/2016	<0.082	<0.082	<0.1	<0.1	<0.1		<0.082
6/17/2016						<0.082	
8/9/2016		<0.082	<0.1	<0.1	<0.1		<0.082
8/10/2016	<0.082					<0.082	
10/10/2016			<0.1	<0.1			
10/11/2016	<0.082	<0.082			<0.1		<0.082
10/14/2016						<0.082	
12/2/2016	<0.082		<0.1	<0.1			<0.082
12/5/2016		<0.082			<0.1		
12/19/2016						0.1 (J)	
2/9/2017			<0.1				<0.082
2/10/2017	<0.082	<0.082		<0.1	<0.1		
2/13/2017						<0.082	
4/7/2017		<0.082	<0.1	<0.1	<0.1	<0.082	<0.082
4/10/2017	<0.082						
6/22/2017			<0.1		<0.1	<0.082	<0.082
6/23/2017	<0.082			<0.1			
6/26/2017		<0.082					
10/9/2017	<0.082	<0.082					
10/10/2017			<0.1	<0.1	<0.1	<0.082	<0.082
3/22/2018			<0.1 (D)		<0.1		<0.082
3/23/2018				<0.1		<0.082	
3/26/2018	<0.082	<0.082 (D)					
10/3/2018	<0.082	<0.082	<0.1			<0.082	<0.082
10/4/2018				<0.1			
10/5/2018					<0.1		
3/27/2019	0.035 (J)	0.036 (J)	<0.1	0.033 (J)	0.041 (J)	0.04 (J)	0.037 (J)
9/12/2019	0.04 (J)	0.043 (J)	0.026 (J)	<0.1	0.041 (J)	0.044 (J)	0.042 (J)
3/19/2020	0.059 (J)	0.054 (J)	0.041 (J)	<0.1		0.049 (J)	0.044 (J)
3/20/2020					<0.1		
9/10/2020	0.044 (J)	0.034 (J)					0.036 (J)
9/11/2020			<0.1	<0.1	0.034 (J)	0.035 (J)	
4/2/2021	0.028 (J)	0.032 (J)	<0.1				
4/5/2021				0.039 (J)	0.038 (J)	0.031 (J)	
4/6/2021							0.03 (J)
8/12/2021	0.04 (J)	0.028 (J)	<0.1	0.11		0.052 (J)	0.058 (J)
8/13/2021					0.09 (J)		
2/14/2022	0.058 (J)		0.052 (J)	0.05 (J)	0.068 (J)	0.056 (J)	0.07 (J)
2/15/2022		0.088 (J)					
8/26/2022	0.092 (J)	0.028 (J)					
8/30/2022							0.044 (J)
8/31/2022			0.033 (J)	0.033 (J)	0.056 (J)	0.053 (J)	
2/28/2023	0.076 (J)	0.071 (J)	0.069 (J)	0.05 (J)	0.059 (J)	0.079 (J)	
3/1/2023							0.036 (J)

Time Series

Constituent: Fluoride (mg/L) Analysis Run 5/26/2023 12:18 PM

Plant Scherer Client: Southern Company Data: Scherer PAC-CCR

	GWC-29	GWC-50	GWC-51	GWC-52	GWC-53
4/8/2016					<0.1
4/11/2016	0.033 (J)	0.027 (J)	0.027 (J)	<0.082	
6/15/2016	<0.082	<0.1			
6/16/2016			<0.1	<0.082	<0.1
8/10/2016	<0.082	<0.1	<0.1		
8/11/2016				<0.082	<0.1
10/11/2016	<0.082	<0.1			
10/13/2016			<0.1	<0.082	<0.1
12/2/2016		<0.1			
12/5/2016	<0.082		<0.1	<0.082	
12/6/2016					<0.1
2/13/2017	<0.082	<0.1	<0.1	<0.082	<0.1
4/7/2017		<0.1			
4/10/2017	<0.082		<0.1		
4/11/2017				<0.082	<0.1
6/22/2017		<0.1			
6/23/2017	<0.082		<0.1		
6/24/2017				<0.082	<0.1
10/10/2017	<0.082	<0.1			
10/11/2017			<0.1	<0.082	<0.1
3/23/2018		<0.1			
3/26/2018	<0.082		<0.1	<0.082	<0.1
10/4/2018	<0.082	<0.1	<0.1	<0.082	<0.1
3/27/2019			<0.1		
3/28/2019	0.033 (J)	0.042 (J)		0.039 (J)	<0.1
9/12/2019	0.042 (J)	0.028 (J)	0.028 (J)	0.042 (J)	<0.1
3/19/2020	0.042 (J)	0.039 (J)	0.037 (J)	0.053 (J)	<0.1
9/10/2020	0.04 (J)	<0.1			
9/11/2020			0.049 (J)	0.041 (J)	<0.1
4/5/2021			<0.1	0.05 (J)	
4/6/2021	0.031 (J)	<0.1			<0.1
8/13/2021	0.065 (J)	0.048 (J)	0.043 (J)		0.034 (J)
8/17/2021				0.094 (J)	
2/14/2022	0.074 (J)	0.057 (J)		0.055 (J)	0.041 (J)
2/15/2022			0.06 (J)		
8/31/2022	0.082 (J)	0.065 (J)	0.066 (J)	0.053 (J)	0.055 (J)
2/28/2023			0.074 (J)		0.031 (J)
3/1/2023	0.042 (J)	0.029 (J)		0.066 (J)	

Time Series

Constituent: Lead, Total (mg/L) Analysis Run 5/26/2023 12:18 PM

Plant Scherer Client: Southern Company Data: Scherer PAC-CCR

	GWA-21 (bg)	GWA-22 (bg)	GWA-45 (bg)	GWA-46 (bg)	GWA-47 (bg)	GWA-48 (bg)	GWA-49 (bg)
12/20/2010			<0.001	<0.001	<0.001		
12/21/2010						<0.001	<0.001
12/22/2010	<0.001	<0.001					
2/1/2011				<0.001	0.0027 (J)		
2/14/2011	0.0028 (J)	<0.001	0.0024 (J)			0.0029 (J)	0.0032 (J)
3/21/2011			<0.001	<0.001			0.0038 (J)
3/22/2011	0.0021 (J)	<0.001					
3/23/2011					0.0041 (J)	0.0028 (J)	
4/26/2011	0.003 (J)	0.0025 (J)	0.0027 (J)	0.0024 (J)			0.0046 (J)
4/27/2011					0.0054	0.0038 (J)	
10/25/2011						0.0043 (J)	
10/26/2011			0.0026 (J)		<0.001		0.0024 (J)
10/27/2011	0.0028 (J)	0.0033 (J)		0.0025 (J)			
5/1/2012	<0.001	<0.001	<0.001		<0.001	<0.001	
5/2/2012				<0.001			<0.001
11/8/2012	<0.001	<0.001	0.0023 (J)	0.003 (J)	0.0022 (J)	<0.001	0.0021 (J)
5/7/2013	0.0044 (J)	0.0048 (J)		0.0029 (J)	0.0062	0.0064	
5/8/2013			0.0026 (J)				0.006
11/4/2013	<0.001	<0.001	<0.001	<0.001			
11/5/2013					<0.001	<0.001	0.0023 (J)
5/23/2014					0.0026 (J)	<0.001	<0.001
5/24/2014	<0.001	<0.001	<0.001	<0.001			
11/7/2014			<0.001	<0.001	0.0022 (J)	0.0026 (J)	<0.001
11/8/2014	<0.001	0.0021 (J)					
5/20/2015			0.005 (J)	0.0037 (J)			
5/21/2015	0.0032 (J)	0.002 (J)			0.0049 (J)	0.0038 (J)	0.0062 (J)
11/12/2015					<0.001	0.0021 (J)	0.0035 (J)
11/13/2015	<0.001	<0.001	0.0031 (J)	<0.001			
4/6/2016	<0.001						
4/7/2016			<0.001	<0.001		<0.001	<0.001
4/8/2016		<0.001			<0.001		
6/14/2016	<0.001	<0.001	<0.001	<0.001	<0.001		<0.001
6/17/2016						<0.001	
8/9/2016		<0.001	<0.001	<0.001	<0.001		<0.001
8/10/2016	<0.001					<0.001	
10/10/2016			<0.001	<0.001			
10/11/2016	<0.001	<0.001			<0.001		<0.001
10/14/2016						<0.001	
12/2/2016	<0.001		<0.001	<0.001			<0.001
12/5/2016		<0.001			<0.001		
12/19/2016						<0.001	
2/9/2017			<0.001				<0.001
2/10/2017	<0.001	<0.001		<0.001	<0.001		
2/13/2017						<0.001	
4/7/2017		<0.001	<0.001	<0.001	<0.001	<0.001	<0.001
4/10/2017	<0.001						
6/22/2017			<0.001		<0.001	<0.001	<0.001
6/23/2017	<0.001			<0.001			
6/26/2017		<0.001					
10/9/2017	<0.001	<0.001					
10/10/2017			<0.001	<0.001	<0.001	<0.001	<0.001
3/22/2018			<0.001 (D)		0.00096 (J)		<0.001

Time Series

Constituent: Lead, Total (mg/L) Analysis Run 5/26/2023 12:18 PM
Plant Scherer Client: Southern Company Data: Scherer PAC-CCR

	GWA-21 (bg)	GWA-22 (bg)	GWA-45 (bg)	GWA-46 (bg)	GWA-47 (bg)	GWA-48 (bg)	GWA-49 (bg)
3/23/2018				<0.001		<0.001	
3/26/2018	<0.001	<0.001 (D)					
10/3/2018	<0.001	<0.001	<0.001			<0.001	<0.001
10/4/2018				<0.001			
10/5/2018					<0.001		
3/27/2019	<0.001	<0.001	<0.001	<0.001	<0.001	<0.001	<0.001
9/12/2019	<0.001	<0.001	<0.001	<0.001	<0.001	<0.001	<0.001
3/19/2020	<0.001	<0.001	0.00019 (J)	<0.001		0.0002 (J)	<0.001
3/20/2020					<0.001		
9/10/2020	0.0022	<0.001					<0.001
9/11/2020			0.0016	<0.001	<0.001	<0.001	
4/2/2021	<0.001	0.00018 (J)	<0.001				
4/5/2021				<0.001	<0.001	<0.001	
4/6/2021							<0.001
8/12/2021	<0.001	<0.001	<0.001	<0.001		<0.001	<0.001
8/13/2021					<0.001		
2/14/2022	<0.001		<0.001	<0.001	<0.001	<0.001	<0.001
2/15/2022		0.00025 (J)					
8/26/2022	<0.001	<0.001					
8/30/2022							<0.001
8/31/2022			<0.001	<0.001	<0.001	<0.001	
2/28/2023	<0.001	<0.001	<0.001	<0.001	<0.001	<0.001	
3/1/2023							<0.001

Time Series

Constituent: Lead, Total (mg/L) Analysis Run 5/26/2023 12:18 PM
 Plant Scherer Client: Southern Company Data: Scherer PAC-CCR

	GWC-29	GWC-50	GWC-51	GWC-52	GWC-53
12/20/2010					<0.001
12/21/2010				<0.001	
12/22/2010	<0.001	<0.001	<0.001		
2/14/2011					<0.001
2/15/2011	0.0021 (J)	0.0028 (J)	0.0032 (J)	0.0034 (J)	
3/21/2011				0.004 (J)	<0.001
3/22/2011	0.0027 (J)	0.0022 (J)	0.0024 (J)		
4/27/2011	0.0024 (J)	0.0033 (J)	0.0033 (J)		<0.001
4/28/2011				0.0036 (J)	
10/26/2011	0.0021 (J)	0.0028 (J)	0.0023 (J)	0.0038 (J)	<0.001
5/1/2012				<0.001	<0.001
5/2/2012	<0.001	<0.001	<0.001		
11/8/2012	<0.001	<0.001	<0.001		
11/9/2012				<0.001	<0.001
5/8/2013	0.0035 (J)	0.0043 (J)	0.0035 (J)	0.0059	<0.001
11/4/2013	<0.001	<0.001	<0.001	0.0027 (J)	<0.001
5/24/2014	<0.001	<0.001	<0.001	<0.001	<0.001
11/7/2014	<0.001		<0.001	<0.001	<0.001
11/8/2014		<0.001			
5/20/2015					0.0026 (O)
5/22/2015	0.0038 (J)	0.0042 (J)	0.0035 (J)	0.006 (J)	
11/13/2015	<0.001	<0.001	<0.001	0.0024 (J)	<0.001
4/8/2016					<0.001
4/11/2016	<0.001	<0.001	<0.001	<0.001	
6/15/2016	<0.001	<0.001			
6/16/2016			<0.001	<0.001	<0.001
8/10/2016	<0.001	<0.001	<0.001		
8/11/2016				<0.001	<0.001
10/11/2016	<0.001	<0.001			
10/13/2016			<0.001	<0.001	<0.001
12/2/2016		<0.001			
12/5/2016	<0.001		<0.001	<0.001	
12/6/2016					<0.001
2/13/2017	<0.001	<0.001	<0.001	<0.001	<0.001
4/7/2017		<0.001			
4/10/2017	<0.001		<0.001		
4/11/2017				<0.001	<0.001
6/22/2017		<0.001			
6/23/2017	<0.001		<0.001		
6/24/2017				<0.001	<0.001
10/10/2017	<0.001	<0.001			
10/11/2017			0.00041 (J)	<0.001	<0.001
3/23/2018		<0.001			
3/26/2018	<0.001		<0.001	0.0034 (o)	<0.001
10/4/2018	<0.001	<0.001	<0.001	<0.001	<0.001
3/27/2019			<0.001		
3/28/2019	<0.001	<0.001		<0.001	<0.001
9/12/2019	<0.001	<0.001	<0.001	<0.001	<0.001
3/19/2020	<0.001	<0.001	<0.001	<0.001	<0.001
9/10/2020	<0.001	<0.001			
9/11/2020			0.0015	<0.001	<0.001
4/5/2021			<0.001	<0.001	

Time Series

Constituent: Lead, Total (mg/L) Analysis Run 5/26/2023 12:18 PM
Plant Scherer Client: Southern Company Data: Scherer PAC-CCR

	GWC-29	GWC-50	GWC-51	GWC-52	GWC-53
4/6/2021	<0.001	<0.001			<0.001
8/13/2021	<0.001	0.00054 (J)	0.00022 (J)		0.00017 (J)
8/17/2021				<0.001	
2/14/2022	<0.001	0.00019 (J)		<0.001	<0.001
2/15/2022			<0.001		
8/31/2022	<0.001	<0.001	<0.001	<0.001	<0.001
2/28/2023			<0.001		<0.001
3/1/2023	<0.001	<0.001		<0.001	

Time Series

Constituent: Mercury, Total (mg/L) Analysis Run 5/26/2023 12:18 PM

Plant Scherer Client: Southern Company Data: Scherer PAC-CCR

	GWA-21 (bg)	GWA-22 (bg)	GWA-45 (bg)	GWA-46 (bg)	GWA-47 (bg)	GWA-48 (bg)	GWA-49 (bg)
12/20/2010			<0.0002	<0.0002	<0.0002		
12/21/2010						<0.0002	<0.0002
12/22/2010	<0.0002	<0.0002					
2/1/2011				<0.0002	<0.0002		
2/14/2011	<0.0002	<0.0002	<0.0002			<0.0002	<0.0002
3/21/2011			<0.0002	<0.0002			<0.0002
3/22/2011	<0.0002	<0.0002					
3/23/2011					<0.0002	<0.0002	
4/26/2011	<0.0002	<0.0002	<0.0002	<0.0002			<0.0002
4/27/2011					<0.0002	<0.0002	
10/25/2011						<0.0002	
10/26/2011			<0.0002		<0.0002		<0.0002
10/27/2011	<0.0002	<0.0002		<0.0002			
5/1/2012	<0.0002	<0.0002	<0.0002		<0.0002	<0.0002	
5/2/2012				<0.0002			<0.0002
11/8/2012	<0.0002	<0.0002	<0.0002	<0.0002	<0.0002	<0.0002	<0.0002
5/7/2013	<0.0002	<0.0002		0.00011 (J)	8.1E-05 (J)	8.4E-05 (J)	
5/8/2013			<0.0002				<0.0002
11/4/2013	<0.0002	<0.0002	<0.0002	<0.0002			
11/5/2013					<0.0002	<0.0002	<0.0002
5/23/2014					<0.0002	<0.0002	<0.0002
5/24/2014	<0.0002	<0.0002	<0.0002	<0.0002			
11/7/2014			<0.0002	<0.0002	<0.0002	<0.0002	<0.0002
11/8/2014	<0.0002	<0.0002					
5/20/2015			<0.0002	<0.0002			
5/21/2015	<0.0002	<0.0002			<0.0002	<0.0002	<0.0002
11/12/2015					<0.0002	<0.0002	<0.0002
11/13/2015	<0.0002	<0.0002	<0.0002	<0.0002			
4/6/2016	<0.0002						
4/7/2016			<0.0002	<0.0002		<0.0002	<0.0002
4/8/2016		<0.0002			<0.0002		
6/14/2016	<0.0002	<0.0002	<0.0002	<0.0002	<0.0002		<0.0002
6/17/2016						<0.0002	
8/9/2016		<0.0002	<0.0002	<0.0002	<0.0002		<0.0002
8/10/2016	<0.0002					<0.0002	
10/10/2016			<0.0002	<0.0002			
10/11/2016	<0.0002	<0.0002			<0.0002		<0.0002
10/14/2016						<0.0002	
12/2/2016	<0.0002		<0.0002	<0.0002			<0.0002
12/5/2016		<0.0002			<0.0002		
12/19/2016						<0.0002	
2/9/2017			<0.0002				<0.0002
2/10/2017	<0.0002	<0.0002		<0.0002	<0.0002		
2/13/2017						<0.0002	
4/7/2017		<0.0002	<0.0002	<0.0002	<0.0002	<0.0002	<0.0002
4/10/2017	<0.0002						
6/22/2017			<0.0002		<0.0002	<0.0002	<0.0002
6/23/2017	<0.0002			<0.0002			
6/26/2017		<0.0002					
10/9/2017	8.7E-05 (J)	8.7E-05 (J)					
10/10/2017			8.9E-05 (J)	8.8E-05 (J)	9.2E-05 (J)	9.2E-05 (J)	8.8E-05 (J)
3/22/2018			<0.0002 (D)		<0.0002		<0.0002

Time Series

Constituent: Mercury, Total (mg/L) Analysis Run 5/26/2023 12:18 PM
Plant Scherer Client: Southern Company Data: Scherer PAC-CCR

	GWA-21 (bg)	GWA-22 (bg)	GWA-45 (bg)	GWA-46 (bg)	GWA-47 (bg)	GWA-48 (bg)	GWA-49 (bg)
3/23/2018				<0.0002		<0.0002	
3/26/2018	<0.0002 (X)	<0.0002 (XD)					
10/3/2018	<0.0002 (X)	<0.0002 (X)	<0.0002 (X)			<0.0002 (X)	<0.0002 (X)
10/4/2018				<0.0002			
10/5/2018					<0.0002		
3/27/2019	<0.0002	<0.0002	<0.0002	<0.0002	<0.0002	<0.0002	<0.0002
9/12/2019	<0.0002	<0.0002	<0.0002	<0.0002	<0.0002	<0.0002	<0.0002
3/19/2020	<0.0002	<0.0002	<0.0002	<0.0002		<0.0002	<0.0002
3/20/2020					<0.0002		
9/10/2020	<0.0002	<0.0002					<0.0002
9/11/2020			<0.0002	<0.0002	<0.0002	<0.0002	
4/2/2021	<0.0002	<0.0002	<0.0002				
4/5/2021				<0.0002	<0.0002	<0.0002	
4/6/2021							<0.0002
8/12/2021	<0.0002	<0.0002	<0.0002	<0.0002		<0.0002	<0.0002
8/13/2021					<0.0002		
2/14/2022	<0.0002		<0.0002	<0.0002	<0.0002	<0.0002	<0.0002
2/15/2022		<0.0002					
8/26/2022	<0.0002	<0.0002					
8/30/2022							<0.0002
8/31/2022			<0.0002	<0.0002	<0.0002	<0.0002	
2/28/2023	<0.0002	<0.0002	<0.0002	<0.0002	<0.0002	<0.0002	
3/1/2023							<0.0002

Time Series

Constituent: Mercury, Total (mg/L) Analysis Run 5/26/2023 12:18 PM

Plant Scherer Client: Southern Company Data: Scherer PAC-CCR

	GWC-29	GWC-50	GWC-51	GWC-52	GWC-53
12/20/2010					<0.0002
12/21/2010				<0.0002	
12/22/2010	<0.0002	<0.0002	<0.0002		
2/14/2011					<0.0002
2/15/2011	<0.0002	<0.0002	<0.0002	<0.0002	
3/21/2011				<0.0002	<0.0002
3/22/2011	<0.0002	<0.0002	<0.0002		
4/27/2011	<0.0002	<0.0002	<0.0002		<0.0002
4/28/2011				<0.0002	
10/26/2011	<0.0002	<0.0002	<0.0002	8.2E-05	<0.0002
5/1/2012				<0.0002	<0.0002
5/2/2012	<0.0002	<0.0002	<0.0002		
11/8/2012	<0.0002	<0.0002	<0.0002		
11/9/2012				<0.0002	<0.0002
5/8/2013	<0.0002	<0.0002	<0.0002	<0.0002	<0.0002
11/4/2013	<0.0002	<0.0002	<0.0002	<0.0002	<0.0002
5/24/2014	<0.0002	<0.0002	<0.0002	<0.0002	<0.0002
11/7/2014	<0.0002		<0.0002	<0.0002	<0.0002
11/8/2014		<0.0002			
5/20/2015					<0.0002
5/22/2015	<0.0002	<0.0002	<0.0002	<0.0002	
11/13/2015	<0.0002	<0.0002	<0.0002	<0.0002	<0.0002
4/8/2016					<0.0002
4/11/2016	<0.0002	<0.0002	<0.0002	<0.0002	
6/15/2016	<0.0002	<0.0002			
6/16/2016			<0.0002	<0.0002	<0.0002
8/10/2016	<0.0002	<0.0002	<0.0002		
8/11/2016				<0.0002	<0.0002
10/11/2016	<0.0002	<0.0002			
10/13/2016			<0.0002	<0.0002	<0.0002
12/2/2016		<0.0002			
12/5/2016	<0.0002		<0.0002	<0.0002	
12/6/2016					<0.0002
2/13/2017	<0.0002	<0.0002	<0.0002	<0.0002	<0.0002
4/7/2017		<0.0002			
4/10/2017	<0.0002		<0.0002		
4/11/2017				<0.0002	<0.0002
6/22/2017		<0.0002			
6/23/2017	<0.0002		<0.0002		
6/24/2017				<0.0002	<0.0002
10/10/2017	9.1E-05 (J)	8.9E-05 (J)			
10/11/2017			<0.0002	<0.0002	<0.0002
3/23/2018		<0.0002 (X)			
3/26/2018	<0.0002		<0.0002	<0.0002	<0.0002 (X)
10/4/2018	<0.0002	<0.0002	<0.0002	<0.0002	<0.0002
3/27/2019			<0.0002		
3/28/2019	<0.0002	<0.0002		<0.0002	<0.0002
9/12/2019	<0.0002	<0.0002	<0.0002	<0.0002	<0.0002
3/19/2020	<0.0002	<0.0002	<0.0002	<0.0002	<0.0002
9/10/2020	<0.0002	<0.0002			
9/11/2020			<0.0002	<0.0002	<0.0002
4/5/2021			<0.0002	<0.0002	

Time Series

Constituent: Mercury, Total (mg/L) Analysis Run 5/26/2023 12:18 PM
Plant Scherer Client: Southern Company Data: Scherer PAC-CCR

	GWC-29	GWC-50	GWC-51	GWC-52	GWC-53
4/6/2021	<0.0002	<0.0002			<0.0002
8/13/2021	<0.0002	<0.0002	<0.0002		<0.0002
8/17/2021				<0.0002	
2/14/2022	<0.0002	<0.0002		<0.0002	<0.0002
2/15/2022			<0.0002		
8/31/2022	<0.0002	<0.0002	<0.0002	<0.0002	<0.0002
2/28/2023			<0.0002		<0.0002
3/1/2023	<0.0002	<0.0002		<0.0002	

Time Series

Constituent: Nickel, Total (mg/L) Analysis Run 5/26/2023 12:18 PM
 Plant Scherer Client: Southern Company Data: Scherer PAC-CCR

	GWA-21 (bg)	GWA-22 (bg)	GWA-45 (bg)	GWA-46 (bg)	GWA-47 (bg)	GWA-48 (bg)	GWA-49 (bg)
12/20/2010			<0.001	<0.001	<0.001		
12/21/2010						0.0052	<0.001
12/22/2010	<0.001	0.003 (O)					
2/1/2011				<0.001	0.0072		
2/14/2011	<0.001	<0.001	<0.001			0.016	<0.001
3/21/2011			<0.001	<0.001			<0.001
3/22/2011	<0.001	<0.001					
3/23/2011					<0.001	<0.001	
4/26/2011	<0.001	<0.001	<0.001	<0.001			<0.001
4/27/2011					<0.001	<0.001	
10/25/2011						<0.001	
10/26/2011			<0.001		<0.001		<0.001
10/27/2011	<0.001	<0.001		<0.001			
5/1/2012	<0.001	<0.001	<0.001		<0.001	0.0035 (J)	
5/2/2012				<0.001			<0.001
11/8/2012	<0.001	<0.001	<0.001	0.0035 (O)	0.0066	0.0046 (J)	<0.001
5/7/2013	<0.001	<0.001		<0.001	0.022	0.0087	
5/8/2013			<0.001				<0.001
11/4/2013	<0.001	<0.001	<0.001	<0.001			
11/5/2013					0.0093	0.0036 (J)	<0.001
5/23/2014					0.0045 (J)	<0.001	<0.001
5/24/2014	<0.001	<0.001	<0.001	<0.001			
11/7/2014			<0.001	<0.001	0.0049 (J)	0.0064	<0.001
11/8/2014	<0.001	<0.001					
5/20/2015			<0.001	<0.001			
5/21/2015	<0.001	<0.001			0.012	0.0045 (J)	<0.001
11/12/2015					0.019	0.0036 (J)	<0.001
11/13/2015	<0.001	<0.001	<0.001	<0.001			
4/6/2016	<0.001						
4/7/2016			<0.001	<0.001		<0.001	<0.001
4/8/2016		<0.001			<0.001		
10/10/2016			<0.001	<0.001			
10/11/2016	<0.001	<0.001			<0.001		<0.001
10/14/2016						<0.001	
4/7/2017		<0.001	<0.001	<0.001	<0.001	<0.001	<0.001
4/10/2017	<0.001						
10/9/2017	0.0024 (O)	<0.001					
10/10/2017			<0.001	<0.001	<0.001	<0.001	<0.001
3/22/2018			<0.001 (D)		<0.001		<0.001
3/23/2018				<0.001		<0.001	
3/26/2018	<0.001	<0.001 (D)					
10/3/2018	<0.001	<0.001	<0.001			<0.001	<0.001
10/4/2018				<0.001			
10/5/2018					<0.001		
3/27/2019	<0.001	<0.001	<0.001	<0.001	<0.001	<0.001	<0.001
9/12/2019	0.00097 (J)	<0.001	0.00061 (J)	0.0004 (J)	<0.001	<0.001	0.00043 (J)
3/19/2020	0.00037 (J)	<0.001	0.00074 (J)	<0.001		0.0004 (J)	<0.001
3/20/2020					<0.001		
9/10/2020	0.00095 (J)	<0.001					0.00062 (J)
9/11/2020			0.001	<0.001	<0.001	<0.001	
4/2/2021	0.00046 (J)	0.00049 (J)	0.00077 (J)				
4/5/2021				<0.001	<0.001	0.00034 (J)	

Time Series

Constituent: Nickel, Total (mg/L) Analysis Run 5/26/2023 12:18 PM
Plant Scherer Client: Southern Company Data: Scherer PAC-CCR

	GWA-21 (bg)	GWA-22 (bg)	GWA-45 (bg)	GWA-46 (bg)	GWA-47 (bg)	GWA-48 (bg)	GWA-49 (bg)
4/6/2021							<0.001
8/12/2021	0.0011	0.00042 (J)	0.00092 (J)	<0.001		<0.001	0.0019
8/13/2021					<0.001		
2/14/2022	<0.001		<0.001	<0.001	<0.001	<0.001	0.00088 (J)
2/15/2022		0.0014					
8/26/2022	0.0012	0.00065 (J)					
8/30/2022							0.00074 (J)
8/31/2022			0.00065 (J)	0.00056 (J)	<0.001	<0.001	
2/28/2023	0.0015	0.00091 (J)	0.00064 (J)	<0.001	<0.001	<0.001	
3/1/2023							<0.001

Time Series

Constituent: Nickel, Total (mg/L) Analysis Run 5/26/2023 12:18 PM
 Plant Scherer Client: Southern Company Data: Scherer PAC-CCR

	GWC-29	GWC-50	GWC-51	GWC-52	GWC-53
12/20/2010					0.006
12/21/2010				<0.001	
12/22/2010	<0.0047	<0.0018	<0.0025		
2/14/2011					0.0067
2/15/2011	<0.0047	<0.0018	<0.0025	<0.001	
3/21/2011				<0.001	0.0066
3/22/2011	<0.0047	<0.0018	<0.0025		
4/27/2011	<0.0047	<0.0018	<0.0025		0.0077
4/28/2011				<0.001	
10/26/2011	<0.0047	<0.0018	<0.0025	<0.001	0.0063
5/1/2012				<0.001	0.0068
5/2/2012	<0.0047	<0.0018	<0.0025		
11/8/2012	<0.0047	<0.0018	<0.0025		
11/9/2012				<0.001	0.0067
5/8/2013	<0.0047	<0.0018	<0.0025	<0.001	0.0066
11/4/2013	<0.0047	<0.0018	<0.0025	<0.001	0.0072
5/24/2014	<0.0047	<0.0018	<0.0025	<0.001	0.0053
11/7/2014	<0.0047		<0.0025	<0.001	0.0052
11/8/2014		<0.0018			
5/20/2015					0.0067
5/22/2015	0.0032 (J)	<0.0018	<0.0025	<0.001	
11/13/2015	<0.0047	<0.0018	<0.0025	<0.001	0.0063
4/8/2016					<0.0073
4/11/2016	0.00388 (J)	<0.0018	<0.0025	<0.001	
10/11/2016	<0.0047	<0.0018			
10/13/2016			<0.0025	<0.001	<0.0073
4/7/2017		<0.0018			
4/10/2017	0.0042		<0.0025		
4/11/2017				<0.001	0.0075
10/10/2017	0.0037	<0.0018			
10/11/2017			0.0018 (J)	<0.001	0.0072
3/23/2018		<0.0018			
3/26/2018	0.0037		0.0021 (J)	<0.001	0.0075
10/4/2018	0.0037	<0.0018	0.0024 (J)	<0.001	0.0073
3/27/2019			0.0024 (J)		
3/28/2019	0.0038	<0.0018		<0.001	0.0069
9/12/2019	0.0035	0.0012	0.0019	<0.001	0.007
3/19/2020	0.0039	0.0015	0.0021	<0.001	0.007
9/10/2020	0.0035	0.0017			
9/11/2020			0.002	<0.001	0.0074
4/5/2021			0.002	<0.001	
4/6/2021	0.0042	0.0019			0.0072
8/13/2021	0.0037	0.0036	0.0034		0.0073
8/17/2021				<0.001	
2/14/2022	0.0034	0.0026		<0.001	0.0071
2/15/2022			0.0024		
8/31/2022	0.0033	0.0031	0.0025	<0.001	0.0069
2/28/2023			0.0028		0.0073
3/1/2023	0.0038	0.0073		<0.001	

Time Series

Constituent: pH (S.U.) Analysis Run 5/26/2023 12:18 PM

Plant Scherer Client: Southern Company Data: Scherer PAC-CCR

	GWA-21 (bg)	GWA-22 (bg)	GWA-45 (bg)	GWA-46 (bg)	GWA-47 (bg)	GWA-48 (bg)	GWA-49 (bg)
11/7/2014			6.26	5.92	6.54	6.91	6.99
11/8/2014	5.89	5.92					
5/21/2015		5.97					
11/12/2015					6.43	6.81	7
11/13/2015	5.65	5.8	6.02	5.78			
4/6/2016	5.9 (D)						
4/7/2016			6.48	6.83	6.45 (D)	6.74	6.85
4/8/2016		6.12			6.45		
6/14/2016	5.75	5.84	6.05	5.82	6.4		6.83
6/17/2016						6.78	
8/1/2016				5.78			
8/9/2016		5.75	6.05		6.43		6.77
8/10/2016	5.75					6.73	
10/10/2016			6.02	5.78			
10/11/2016	5.8	5.84			6.34		6.83
10/14/2016						6.7	
12/2/2016	5.78		5.95	5.71			6.79
12/5/2016		5.7			6.46	6.71	
2/9/2017			6.24				6.65
2/10/2017	5.83	6.17		5.79	6.33		
2/13/2017						6.56	
4/7/2017		5.99	5.95	5.93	6.38	6.62	6.75
4/10/2017	5.74						
6/22/2017			6.02		6.45	6.76	6.85
6/23/2017				5.77			
6/26/2017	5.83	5.87					
10/9/2017	5.61	5.52					
10/10/2017			6	5.81	6.44	6.7	6.84
3/22/2018			6.2		6.46		7
3/23/2018				5.89		6.92	
3/26/2018	5.76	6.06					
10/3/2018	5.78	5.83	6.03			6.81	6.93
10/4/2018				5.86			
10/5/2018					6.47		
3/27/2019	5.97	6.04	6.31	5.95	6.52	6.86	6.91
9/12/2019	5.83	5.87		5.83	6.49	6.78	6.82
9/13/2019			5.96				
3/19/2020	5.81	6.14	6.46	5.93	6.39	6.73	6.87
3/20/2020					6.39		
9/10/2020	5.83	5.78					6.91
9/11/2020			5.98	6.02	6.59	6.76	
4/2/2021	6.06	6.03	5.92				
4/5/2021				5.92	6.59	6.78	
4/6/2021							6.87
6/1/2021				5.8	6.46	6.78	
8/12/2021	5.88	5.91	5.92	5.71		6.86	6.86
8/13/2021					6.33		
2/14/2022	5.99		6.31	5.85	6.6	6.93	7.1
2/15/2022		6.4					
8/26/2022	5.73 (D)	5.86 (D)					
8/30/2022							7.08
8/31/2022			6.03	5.8	6.53	6.91	

Time Series

Constituent: pH (S.U.) Analysis Run 5/26/2023 12:18 PM

Plant Scherer Client: Southern Company Data: Scherer PAC-CCR

	GWA-21 (bg)	GWA-22 (bg)	GWA-45 (bg)	GWA-46 (bg)	GWA-47 (bg)	GWA-48 (bg)	GWA-49 (bg)
10/25/2022			5.99	5.88	6.48	6.81	6.96
11/16/2022			6.02	5.88	6.51	6.83	6.91
2/28/2023	5.81	6.21	5.88	5.91	6.52	6.87	
3/1/2023							6.98

Time Series

Constituent: pH (S.U.) Analysis Run 5/26/2023 12:18 PM

Plant Scherer Client: Southern Company Data: Scherer PAC-CCR

	GWC-29	GWC-50	GWC-51	GWC-52	GWC-53
11/7/2014			5.95	6.75	5.67
11/8/2014		5.94			
5/22/2015	5.8	5.79	5.84	6.65	
5/25/2015			8.36 (o)	7.63 (o)	7.725 (oD)
11/13/2015	5.87	5.92	5.82	6.77	5.52
4/8/2016					5.63
4/11/2016	5.84	5.82	5.88	6.64	
6/15/2016	5.82	5.85			
6/16/2016			5.85	6.6	5.56
8/10/2016	5.82	5.85	5.83		
8/11/2016				6.61	5.56
10/11/2016	5.78	5.76			
10/13/2016			5.84	6.64	5.61
12/2/2016		5.76			
12/5/2016	5.72		5.81	6.63	
12/6/2016					5.48
2/13/2017	5.81	5.8	5.76	6.59	5.57
4/7/2017		5.75			
4/10/2017	5.75		5.78		
4/11/2017				6.53	5.52
6/22/2017		5.83			
6/23/2017	5.78		5.82		
6/26/2017				6.6	5.56
10/10/2017	5.82	5.76			
10/11/2017			5.83	6.61	5.51
3/23/2018		5.98			
3/26/2018	5.91		5.98	6.77	5.78
10/4/2018	5.83	5.85	5.85	6.67	5.56
3/27/2019			5.94		
3/28/2019	5.95	5.71		6.71	5.67
9/12/2019	5.98		5.86	6.68	
9/13/2019		5.78			5.55
3/19/2020	5.97	5.78	5.9	6.64	5.65
9/10/2020	6.09	5.78			
9/11/2020			5.84	6.64	5.69
4/5/2021			5.99	6.68	
4/6/2021	6.3	5.76			5.67
6/2/2021			5.87	6.6	
8/13/2021	6.18	5.86	5.92		5.47
8/17/2021				6.63	
2/14/2022	6.29	5.9		6.79	5.65
2/15/2022			6.02		
8/31/2022	6.21	5.85	5.91	6.74	5.59
10/25/2022	6.21	5.89	5.94	6.65	5.64
11/16/2022	6.14	5.81	5.87	6.65	5.65
2/28/2023			5.86		5.66
3/1/2023	6.11	5.69		6.59	
5/2/2023		5.82 (R)			

Time Series

Constituent: Selenium, Total (mg/L) Analysis Run 5/26/2023 12:18 PM

Plant Scherer Client: Southern Company Data: Scherer PAC-CCR

	GWA-21 (bg)	GWA-22 (bg)	GWA-45 (bg)	GWA-46 (bg)	GWA-47 (bg)	GWA-48 (bg)	GWA-49 (bg)
12/20/2010			<0.005	<0.005	<0.005		
12/21/2010						<0.005	<0.005
12/22/2010	<0.005	<0.005					
2/1/2011				<0.005	<0.005		
2/14/2011	<0.005	<0.005	<0.005			<0.005	<0.005
3/21/2011			<0.005	<0.005			<0.005
3/22/2011	<0.005	<0.005					
3/23/2011					<0.005	<0.005	
4/26/2011	<0.005	<0.005	<0.005	<0.005			<0.005
4/27/2011					<0.005	<0.005	
10/25/2011						<0.005	
10/26/2011			<0.005		<0.005		<0.005
10/27/2011	<0.005	<0.005		<0.005			
5/1/2012	<0.005	<0.005	<0.005		<0.005	<0.005	
5/2/2012				<0.005			<0.005
11/8/2012	<0.005	<0.005	<0.005	<0.005	<0.005	<0.005	<0.005
5/7/2013	<0.005	<0.005		<0.005	<0.005	0.0046	
5/8/2013			0.0048				<0.005
11/4/2013	0.0061 (O)	0.0048	<0.005	<0.005			
11/5/2013					0.0064 (O)	0.0047	<0.005
5/23/2014					<0.005	<0.005	<0.005
5/24/2014	<0.005	<0.005	0.0042	<0.005			
11/7/2014			<0.005	<0.005	<0.005	<0.005	<0.005
11/8/2014	<0.005	<0.005					
5/20/2015			0.0093 (O)	<0.005			
5/21/2015	0.0072 (O)	0.0041			<0.005	0.0077 (O)	0.0041
11/12/2015					<0.005	<0.005	<0.005
11/13/2015	<0.005	<0.005	0.0061 (O)	<0.005			
4/6/2016	<0.005						
4/7/2016			<0.005	<0.005		<0.005	<0.005
4/8/2016		<0.005			<0.005		
6/14/2016	<0.005	<0.005	<0.005	<0.005	<0.005		<0.005
6/17/2016						<0.005	
8/9/2016		<0.005	<0.005	<0.005	<0.005		<0.005
8/10/2016	<0.005					<0.005	
10/10/2016			<0.005	<0.005			
10/11/2016	<0.005	<0.005			<0.005		<0.005
10/14/2016						<0.005	
12/2/2016	<0.005		<0.005	<0.005			<0.005
12/5/2016		<0.005			<0.005		
12/19/2016						<0.005	
2/9/2017			<0.005				<0.005
2/10/2017	<0.005	0.0032		<0.005	<0.005		
2/13/2017						<0.005	
4/7/2017		<0.005	<0.005	<0.005	<0.005	<0.005	0.00092 (J)
4/10/2017	<0.005						
6/22/2017			<0.005		0.0021	<0.005	<0.005
6/23/2017	<0.005			<0.005			
6/26/2017		<0.005					
10/9/2017	<0.005	<0.005					
10/10/2017			0.00033 (J)	<0.005	<0.005	<0.005	<0.005
3/22/2018			<0.005 (D)		<0.005		<0.005

Time Series

Constituent: Selenium, Total (mg/L) Analysis Run 5/26/2023 12:18 PM
Plant Scherer Client: Southern Company Data: Scherer PAC-CCR

	GWA-21 (bg)	GWA-22 (bg)	GWA-45 (bg)	GWA-46 (bg)	GWA-47 (bg)	GWA-48 (bg)	GWA-49 (bg)
3/23/2018				<0.005		<0.005	
3/26/2018	<0.005	<0.005 (D)					
10/3/2018	<0.005	<0.005	<0.005			<0.005	<0.005
10/4/2018				<0.005			
10/5/2018					<0.005		
3/27/2019	<0.005	<0.005	<0.005	<0.005	<0.005	<0.005	<0.005
9/12/2019	<0.005	<0.005	<0.005	<0.005	<0.005	<0.005	<0.005
3/19/2020	<0.005	<0.005	<0.005	<0.005		<0.005	<0.005
3/20/2020					<0.005		
9/10/2020	<0.005	<0.005					<0.005
9/11/2020			<0.005	<0.005	<0.005	<0.005	
4/2/2021	<0.005	<0.005	<0.005				
4/5/2021				<0.005	<0.005	<0.005	
4/6/2021							<0.005
8/12/2021	<0.005	<0.005	<0.005	<0.005		<0.005	<0.005
8/13/2021					<0.005		
2/14/2022	<0.005		<0.005	<0.005	<0.005	<0.005	<0.005
2/15/2022		<0.005					
8/26/2022	<0.005	<0.005					
8/30/2022							<0.005
8/31/2022			<0.005	<0.005	<0.005	<0.005	
2/28/2023	<0.005	<0.005	0.00076 (J)	<0.005	<0.005	<0.005	
3/1/2023							<0.005

Time Series

Constituent: Selenium, Total (mg/L) Analysis Run 5/26/2023 12:18 PM

Plant Scherer Client: Southern Company Data: Scherer PAC-CCR

	GWC-29	GWC-50	GWC-51	GWC-52	GWC-53
12/20/2010					<0.005
12/21/2010				<0.005	
12/22/2010	<0.005	<0.005	<0.005		
2/14/2011					<0.005
2/15/2011	<0.005	<0.005	<0.005	<0.005	
3/21/2011				<0.005	<0.005
3/22/2011	<0.005	<0.005	<0.005		
4/27/2011	<0.005	<0.005	<0.005		<0.005
4/28/2011				<0.005	
10/26/2011	<0.005	<0.005	<0.005	<0.005	<0.005
5/1/2012				<0.005	<0.005
5/2/2012	<0.005	<0.005	<0.005		
11/8/2012	<0.005	<0.005	<0.005		
11/9/2012				<0.005	<0.005
5/8/2013	<0.005	0.0042	<0.005	<0.005	<0.005
11/4/2013	<0.005	<0.005	<0.005	0.0049	<0.005
5/24/2014	0.0044	<0.005	<0.005	<0.005	<0.005
11/7/2014	<0.005		<0.005	<0.005	<0.005
11/8/2014		<0.005			
5/20/2015					<0.005
5/22/2015	<0.005	<0.005	<0.005	0.0067 (O)	
11/13/2015	<0.005	<0.005	<0.005	<0.005	<0.005
4/8/2016					<0.005
4/11/2016	<0.005	<0.005	<0.005	<0.005	
6/15/2016	<0.005	<0.005			
6/16/2016			<0.005	<0.005	<0.005
8/10/2016	<0.005	<0.005	<0.005		
8/11/2016				0.00036 (J)	<0.005
10/11/2016	<0.005	<0.005			
10/13/2016			<0.005	0.00035 (J)	0.00046 (J)
12/2/2016		<0.005			
12/5/2016	<0.005		<0.005	<0.005	
12/6/2016					<0.005
2/13/2017	<0.005	<0.005	<0.005	<0.005	0.0025
4/7/2017		0.0021			
4/10/2017	<0.005		<0.005		
4/11/2017				0.0027	0.00089 (J)
6/22/2017		<0.005			
6/23/2017	<0.005		<0.005		
6/24/2017				<0.005	<0.005
10/10/2017	<0.005	<0.005			
10/11/2017			<0.005	<0.005	<0.005
3/23/2018		<0.005			
3/26/2018	<0.005		<0.005	<0.005	<0.005
10/4/2018	0.00032 (J)	<0.005	<0.005	0.0004 (J)	<0.005
3/27/2019			<0.005		
3/28/2019	<0.005	<0.005		<0.005	<0.005
9/12/2019	<0.005	<0.005	<0.005	<0.005	<0.005
3/19/2020	<0.005	<0.005	<0.005	<0.005	<0.005
9/10/2020	<0.005	<0.005			
9/11/2020			<0.005	<0.005	<0.005
4/5/2021			<0.005	<0.005	

Time Series

Constituent: Selenium, Total (mg/L) Analysis Run 5/26/2023 12:18 PM
Plant Scherer Client: Southern Company Data: Scherer PAC-CCR

	GWC-29	GWC-50	GWC-51	GWC-52	GWC-53
4/6/2021	<0.005	<0.005			<0.005
8/13/2021	<0.005	<0.005	<0.005		<0.005
8/17/2021				<0.005	
2/14/2022	<0.005	<0.005		<0.005	<0.005
2/15/2022			<0.005		
8/31/2022	<0.005	<0.005	<0.005	<0.005	<0.005
2/28/2023			<0.005		<0.005
3/1/2023	<0.005	<0.005		0.00099 (J)	

Time Series

Constituent: Silver, Total (mg/L) Analysis Run 5/26/2023 12:18 PM

Plant Scherer Client: Southern Company Data: Scherer PAC-CCR

	GWA-21 (bg)	GWA-22 (bg)	GWA-45 (bg)	GWA-46 (bg)	GWA-47 (bg)	GWA-48 (bg)	GWA-49 (bg)
12/20/2010			<0.001	<0.001	<0.001		
12/21/2010						<0.001	<0.001
12/22/2010	<0.001	<0.001					
2/1/2011				<0.001	<0.001		
2/14/2011	<0.001	<0.001	<0.001			<0.001	<0.001
3/21/2011			<0.001	<0.001			<0.001
3/22/2011	<0.001	<0.001					
3/23/2011					<0.001	<0.001	
4/26/2011	<0.001	<0.001	<0.001	<0.001			<0.001
4/27/2011					<0.001	<0.001	
10/25/2011						<0.001	
10/26/2011			<0.001		<0.001		<0.001
10/27/2011	<0.001	<0.001		<0.001			
5/1/2012	<0.001	<0.001	<0.001		<0.001	<0.001	
5/2/2012				<0.001			<0.001
11/8/2012	<0.001	<0.001	<0.001	<0.001	<0.001	<0.001	<0.001
5/7/2013	<0.001	<0.001		<0.001	<0.001	<0.001	
5/8/2013			<0.001				<0.001
11/4/2013	<0.001	<0.001	<0.001	<0.001			
11/5/2013					<0.001	<0.001	<0.001
5/23/2014					<0.001	<0.001	<0.001
5/24/2014	<0.001	<0.001	<0.001	<0.001			
11/7/2014			<0.001	<0.001	<0.001	<0.001	<0.001
11/8/2014	<0.001	<0.001					
5/20/2015			<0.001	<0.001			
5/21/2015	<0.001	<0.001			<0.001	<0.001	<0.001
11/12/2015					<0.001	<0.001	<0.001
11/13/2015	<0.001	<0.001	<0.001	<0.001			
4/6/2016	<0.001						
4/7/2016			<0.001	<0.001		<0.001	<0.001
4/8/2016		<0.001			<0.001		
10/10/2016			<0.001	<0.001			
10/11/2016	<0.001	<0.001			<0.001		<0.001
10/14/2016						<0.001	
4/7/2017		<0.001	<0.001	<0.001	<0.001	<0.001	<0.001
4/10/2017	<0.001						
10/9/2017	<0.001	<0.001					
10/10/2017			<0.001	<0.001	<0.001	<0.001	<0.001
3/22/2018			<0.001 (D)		<0.001		<0.001
3/23/2018				<0.001		<0.001	
3/26/2018	<0.001	<0.001 (D)					
10/3/2018	<0.001	<0.001	<0.001			<0.001	<0.001
10/4/2018				<0.001			
10/5/2018					<0.001		
3/27/2019	<0.001	<0.001	<0.001	<0.001	<0.001	<0.001	<0.001
9/12/2019	<0.001	<0.001	<0.001	<0.001	<0.001	<0.001	<0.001
3/19/2020	<0.001	<0.001	<0.001	<0.001		<0.001	<0.001
3/20/2020					<0.001		
9/10/2020	<0.001	<0.001					<0.001
9/11/2020			<0.001	<0.001	<0.001	<0.001	
4/2/2021	<0.001	<0.001	<0.001				
4/5/2021				<0.001	<0.001	<0.001	

Time Series

Constituent: Silver, Total (mg/L) Analysis Run 5/26/2023 12:18 PM

Plant Scherer Client: Southern Company Data: Scherer PAC-CCR

	GWA-21 (bg)	GWA-22 (bg)	GWA-45 (bg)	GWA-46 (bg)	GWA-47 (bg)	GWA-48 (bg)	GWA-49 (bg)
4/6/2021							<0.001
8/12/2021	<0.001	<0.001	<0.001	<0.001		<0.001	<0.001
8/13/2021					<0.001		
2/14/2022	<0.001		<0.001	<0.001	<0.001	<0.001	<0.001
2/15/2022		<0.001					
8/26/2022	<0.001	<0.001					
8/30/2022							<0.001
8/31/2022			<0.001	<0.001	<0.001	<0.001	
2/28/2023	<0.001	<0.001	<0.001	<0.001	<0.001	<0.001	
3/1/2023							<0.001

Time Series

Constituent: Silver, Total (mg/L) Analysis Run 5/26/2023 12:18 PM

Plant Scherer Client: Southern Company Data: Scherer PAC-CCR

	GWC-29	GWC-50	GWC-51	GWC-52	GWC-53
12/20/2010					<0.001
12/21/2010				<0.001	
12/22/2010	<0.001	<0.001	<0.001		
2/14/2011					<0.001
2/15/2011	<0.001	<0.001	<0.001	<0.001	
3/21/2011				<0.001	<0.001
3/22/2011	<0.001	<0.001	<0.001		
4/27/2011	<0.001	<0.001	<0.001		<0.001
4/28/2011				<0.001	
10/26/2011	<0.001	<0.001	<0.001	<0.001	<0.001
5/1/2012				<0.001	<0.001
5/2/2012	<0.001	<0.001	<0.001		
11/8/2012	<0.001	<0.001	<0.001		
11/9/2012				<0.001	<0.001
5/8/2013	<0.001	<0.001	<0.001	<0.001	<0.001
11/4/2013	<0.001	<0.001	<0.001	<0.001	<0.001
5/24/2014	<0.001	<0.001	<0.001	<0.001	<0.001
11/7/2014	<0.001		<0.001	<0.001	<0.001
11/8/2014		<0.001			
5/20/2015					<0.001
5/22/2015	<0.001	<0.001	<0.001	<0.001	
11/13/2015	<0.001	<0.001	<0.001	<0.001	<0.001
4/8/2016					<0.001
4/11/2016	<0.001	<0.001	<0.001	<0.001	
10/11/2016	<0.001	<0.001			
10/13/2016			<0.001	<0.001	<0.001
4/7/2017		<0.001			
4/10/2017	<0.001		<0.001		
4/11/2017				<0.001	<0.001
10/10/2017	<0.001	<0.001			
10/11/2017			<0.001	<0.001	<0.001
3/23/2018		<0.001			
3/26/2018	<0.001		<0.001	<0.001	<0.001
10/4/2018	<0.001	<0.001	<0.001	<0.001	<0.001
3/27/2019			<0.001		
3/28/2019	<0.001	<0.001		<0.001	<0.001
9/12/2019	<0.001	<0.001	<0.001	<0.001	<0.001
3/19/2020	<0.001	<0.001	<0.001	<0.001	<0.001
9/10/2020	<0.001	<0.001			
9/11/2020			<0.001	<0.001	<0.001
4/5/2021			<0.001	<0.001	
4/6/2021	<0.001	<0.001			<0.001
8/13/2021	<0.001	<0.001	<0.001		<0.001
8/17/2021				<0.001	
2/14/2022	<0.001	<0.001		<0.001	<0.001
2/15/2022			<0.001		
8/31/2022	<0.001	<0.001	<0.001	<0.001	<0.001
2/28/2023			<0.001		<0.001
3/1/2023	<0.001	<0.001		<0.001	

Time Series

Constituent: Sulfate (mg/L) Analysis Run 5/26/2023 12:18 PM

Plant Scherer Client: Southern Company Data: Scherer PAC-CCR

	GWA-21 (bg)	GWA-22 (bg)	GWA-45 (bg)	GWA-46 (bg)	GWA-47 (bg)	GWA-48 (bg)	GWA-49 (bg)
4/6/2016	0.813 (J)						
4/7/2016			107.095	0.594 (J)		1.522	0.507 (J)
4/8/2016		<1			<1		
6/14/2016	<1.1	<1	160	<1	<1		<1
6/17/2016						1.1	
8/9/2016		<1	130	<1	<1		<1
8/10/2016	0.9 (J)					1.1	
10/10/2016			140	<1			
10/11/2016	0.99 (J)	<1			<1		<1
10/14/2016						0.89 (J)	
12/2/2016	0.99 (J)		150	<1			<1
12/5/2016		<1			<1		
12/19/2016						1.2	
2/9/2017			150				<1
2/10/2017	1.4	<1		<1	<1		
2/13/2017						1.4	
4/7/2017		<1	140	<1	<1	1.2	<1
4/10/2017	1.6						
6/22/2017			160		<1	1.1	<1
6/23/2017	1.8			<1			
6/26/2017		<1					
10/9/2017	2.5	<1					
10/10/2017			160	<1	<1	0.92 (J)	<1
3/22/2018			150 (D)		<1		<1
3/23/2018				<1		1.3	
3/26/2018	2.3	<1 (D)					
10/3/2018	1.9	<1	140			1.2	<1
10/4/2018				<1			
10/5/2018					<1		
3/27/2019	0.81 (J)	<1	140	0.52 (J)	<1	1.6	0.56 (J)
9/12/2019	1.3	0.38 (J)	170	0.61 (J)	0.4 (J)	1.2	0.77 (J)
3/19/2020	0.92 (J)	<1	150	0.39 (J)		1.5	0.56 (J)
3/20/2020					0.58 (J)		
9/10/2020	1.3	<1					0.42 (J)
9/11/2020			170	0.99 (J)	0.39 (J)	1.3	
4/2/2021	0.99 (J)	<1	180				
4/5/2021				<1	<1	1.3	
4/6/2021							<1
8/12/2021	1.8	<1	180	1		1	<1
8/13/2021					<1		
2/14/2022	1		130	<1	<1	1.2	0.85 (J)
2/15/2022		0.87 (J)					
8/26/2022	2.7	<1					
8/30/2022							0.76 (J)
8/31/2022			170	1.1	1.1	1.6	
2/28/2023	2.7	1.7	170	1.7	1.6	2.5	
3/1/2023							1.2

Time Series

Constituent: Sulfate (mg/L) Analysis Run 5/26/2023 12:18 PM

Plant Scherer Client: Southern Company Data: Scherer PAC-CCR

	GWC-29	GWC-50	GWC-51	GWC-52	GWC-53
4/8/2016					135.355
4/11/2016	2.15	<1	0.415 (J)	<1	
6/15/2016	<2.5	<1			
6/16/2016			<0.7	10	140
8/10/2016	2.5	<1	<0.7		
8/11/2016				9.8	130
10/11/2016	2.7	<1			
10/13/2016			<0.7	11	140
12/2/2016		<1			
12/5/2016	2.6		<0.7	13	
12/6/2016					150
2/13/2017	2.4	<1	<0.7	14	160
4/7/2017		<1			
4/10/2017	2.3		<0.7		
4/11/2017				12	130
6/22/2017		<1			
6/23/2017	2.5		<0.7		
6/24/2017				12	160
10/10/2017	2.5	<1			
10/11/2017			<0.7	13	160
3/23/2018		<1			
3/26/2018	2.4		<0.7	20	160
10/4/2018	2.8	<1	<0.7	23	170
3/27/2019			2.7		
3/28/2019	3.2	0.38 (J)		29	170
9/12/2019	3.2	<1	0.65 (J)	34	170
3/19/2020	3.2	<1	0.71 (J)	40	170
9/10/2020	2.7	<1			
9/11/2020			2.6	39	160
4/5/2021			1.7	57	
4/6/2021	2.5	<1			160
8/13/2021	2.7	<1	1.4		170
8/17/2021				54	
2/14/2022	2.9	<1		56	150
2/15/2022			1.8		
8/31/2022	2.8	0.88 (J)	2.4	65	170
2/28/2023			3.2		170
3/1/2023	2.4	170		70	

Time Series

Constituent: Thallium, Total (mg/L) Analysis Run 5/26/2023 12:18 PM

Plant Scherer Client: Southern Company Data: Scherer PAC-CCR

	GWA-21 (bg)	GWA-22 (bg)	GWA-45 (bg)	GWA-46 (bg)	GWA-47 (bg)	GWA-48 (bg)	GWA-49 (bg)
12/20/2010			0.00026 (J)	<0.001	<0.001		
12/21/2010						<0.001	<0.001
12/22/2010	<0.001	<0.001					
2/1/2011				<0.001	<0.001		
2/14/2011	<0.001	<0.001	<0.001			<0.001	<0.001
3/21/2011			<0.001	<0.001			<0.001
3/22/2011	<0.001	<0.001					
3/23/2011					<0.001	<0.001	
4/26/2011	<0.001	<0.001	<0.001	<0.001			<0.001
4/27/2011					<0.001	<0.001	
10/25/2011						<0.001	
10/26/2011			<0.001		<0.001		<0.001
10/27/2011	<0.001	<0.001		<0.001			
5/1/2012	<0.001	<0.001	<0.001		<0.001	<0.001	
5/2/2012				<0.001			<0.001
11/8/2012	<0.001	<0.001	<0.001	<0.001	<0.001	<0.001	<0.001
5/7/2013	<0.001	<0.001		<0.001	<0.001	<0.001	
5/8/2013			<0.001				<0.001
11/4/2013	0.00025 (J)	<0.001	<0.001	<0.001			
11/5/2013					<0.001	<0.001	<0.001
5/23/2014					<0.001	<0.001	<0.001
5/24/2014	<0.001	<0.001	<0.001	<0.001			
11/7/2014			0.00032	<0.001	<0.001	<0.001	<0.001
11/8/2014	0.00048	0.00086					
5/20/2015			<0.001	<0.001			
5/21/2015	<0.001	<0.001			<0.001	<0.001	<0.001
11/12/2015					<0.001	<0.001	<0.001
11/13/2015	<0.001	<0.001	<0.001	<0.001			
4/6/2016	<0.001						
4/7/2016			<0.001	<0.001		<0.001	<0.001
4/8/2016		<0.001			<0.001		
6/14/2016	<0.001	<0.001	<0.001	<0.001	<0.001		<0.001
6/17/2016						<0.001	
8/9/2016		<0.001	<0.001	<0.001	<0.001		<0.001
8/10/2016	<0.001					<0.001	
10/10/2016			<0.001	<0.001			
10/11/2016	<0.001	<0.001			<0.001		<0.001
10/14/2016						<0.001	
12/2/2016	<0.001		<0.001	<0.001			<0.001
12/5/2016		<0.001			<0.001		
12/19/2016						<0.001	
2/9/2017			<0.001				<0.001
2/10/2017	<0.001	<0.001		<0.001	<0.001		
2/13/2017						<0.001	
4/7/2017		<0.001	<0.001	<0.001	<0.001	<0.001	<0.001
4/10/2017	<0.001						
6/22/2017			<0.001		<0.001	<0.001	<0.001
6/23/2017	<0.001			<0.001			
6/26/2017		<0.001					
10/9/2017	<0.001	<0.001					
10/10/2017			<0.001	<0.001	<0.001	<0.001	<0.001
3/22/2018			<0.001 (D)		<0.001		<0.001

Time Series

Constituent: Thallium, Total (mg/L) Analysis Run 5/26/2023 12:18 PM
 Plant Scherer Client: Southern Company Data: Scherer PAC-CCR

	GWA-21 (bg)	GWA-22 (bg)	GWA-45 (bg)	GWA-46 (bg)	GWA-47 (bg)	GWA-48 (bg)	GWA-49 (bg)
3/23/2018				<0.001		<0.001	
3/26/2018	<0.001	<0.001 (D)					
10/3/2018	<0.001	<0.001	<0.001			<0.001	<0.001
10/4/2018				<0.001			
10/5/2018					<0.001		
3/27/2019	<0.001	<0.001	<0.001	<0.001	<0.001	<0.001	<0.001
9/12/2019	<0.001	<0.001	<0.001	<0.001	<0.001	<0.001	<0.001
3/19/2020	<0.001	<0.001	0.00036 (J)	<0.001		0.00018 (J)	<0.001
3/20/2020					<0.001		
9/10/2020	<0.001	<0.001					<0.001
9/11/2020			<0.001	<0.001	<0.001	<0.001	
4/2/2021	0.00016 (J)	0.00036 (J)	<0.001				
4/5/2021				<0.001	<0.001	0.00043 (J)	
4/6/2021							<0.001
8/12/2021	<0.001	<0.001	<0.001	<0.001		<0.001	<0.001
8/13/2021					<0.001		
2/14/2022	<0.001		<0.001	<0.001	<0.001	<0.001	<0.001
2/15/2022		<0.001					
8/26/2022	<0.001	<0.001					
8/30/2022							<0.001
8/31/2022			<0.001	<0.001	<0.001	<0.001	
2/28/2023	<0.001	<0.001	<0.001	<0.001	<0.001	<0.001	
3/1/2023							<0.001

Time Series

Constituent: Thallium, Total (mg/L) Analysis Run 5/26/2023 12:18 PM

Plant Scherer Client: Southern Company Data: Scherer PAC-CCR

	GWC-29	GWC-50	GWC-51	GWC-52	GWC-53
12/20/2010					<0.001
12/21/2010				<0.001	
12/22/2010	<0.001	<0.001	<0.001		
2/14/2011					<0.001
2/15/2011	<0.001	<0.001	<0.001	<0.001	
3/21/2011				<0.001	<0.001
3/22/2011	<0.001	<0.001	<0.001		
4/27/2011	<0.001	<0.001	<0.001		<0.001
4/28/2011				<0.001	
10/26/2011	<0.001	<0.001	<0.001	<0.001	<0.001
5/1/2012				<0.001	<0.001
5/2/2012	<0.001	<0.001	<0.001		
11/8/2012	<0.001	<0.001	<0.001		
11/9/2012				<0.001	<0.001
5/8/2013	<0.001	0.00028	<0.001	<0.001	<0.001
11/4/2013	<0.001	<0.001	<0.001	<0.001	<0.001
5/24/2014	<0.001	<0.001	<0.001	<0.001	<0.001
11/7/2014	<0.001		<0.001	<0.001	<0.001
11/8/2014		<0.001			
5/20/2015					<0.001
5/22/2015	<0.001	<0.001	<0.001	<0.001	
11/13/2015	<0.001	<0.001	<0.001	<0.001	<0.001
4/8/2016					<0.001
4/11/2016	<0.001	<0.001	<0.001	<0.001	
6/15/2016	<0.001	<0.001			
6/16/2016			<0.001	<0.001	<0.001
8/10/2016	<0.001	<0.001	<0.001		
8/11/2016				<0.001	<0.001
10/11/2016	<0.001	<0.001			
10/13/2016			<0.001	<0.001	<0.001
12/2/2016		<0.001			
12/5/2016	<0.001		<0.001	<0.001	
12/6/2016					<0.001
2/13/2017	<0.001	<0.001	<0.001	<0.001	<0.001
4/7/2017		<0.001			
4/10/2017	<0.001		<0.001		
4/11/2017				<0.001	<0.001
6/22/2017		<0.001			
6/23/2017	<0.001		<0.001		
6/24/2017				<0.001	<0.001
10/10/2017	<0.001	<0.001			
10/11/2017			<0.001	<0.001	<0.001
3/23/2018		<0.001			
3/26/2018	<0.001		<0.001	<0.001	<0.001
10/4/2018	<0.001	<0.001	<0.001	<0.001	<0.001
3/27/2019			<0.001		
3/28/2019	<0.001	<0.001		<0.001	<0.001
9/12/2019	<0.001	<0.001	<0.001	<0.001	<0.001
3/19/2020	<0.001	<0.001	<0.001	<0.001	<0.001
9/10/2020	<0.001	<0.001			
9/11/2020			<0.001	<0.001	<0.001
4/5/2021			0.00022 (J)	<0.001	

Time Series

Constituent: Thallium, Total (mg/L) Analysis Run 5/26/2023 12:18 PM
Plant Scherer Client: Southern Company Data: Scherer PAC-CCR

	GWC-29	GWC-50	GWC-51	GWC-52	GWC-53
4/6/2021	<0.001	<0.001			<0.001
8/13/2021	<0.001	<0.001	<0.001		<0.001
8/17/2021				<0.001	
2/14/2022	<0.001	<0.001		<0.001	<0.001
2/15/2022			<0.001		
8/31/2022	<0.001	<0.001	<0.001	<0.001	<0.001
2/28/2023			<0.001		<0.001
3/1/2023	<0.001	<0.001		<0.001	

Time Series

Constituent: Total Dissolved Solids (mg/L) Analysis Run 5/26/2023 12:18 PM

Plant Scherer Client: Southern Company Data: Scherer PAC-CCR

	GWA-21 (bg)	GWA-22 (bg)	GWA-45 (bg)	GWA-46 (bg)	GWA-47 (bg)	GWA-48 (bg)	GWA-49 (bg)
4/6/2016	51						
4/7/2016			237	69		100	114
4/8/2016		74			89		
6/14/2016	62	111	240	<25	55		56 (O)
6/17/2016						69	
8/9/2016		44	230	40	90		100
8/10/2016	70					110	
10/10/2016			240	34			
10/11/2016	84	64			86		110
10/14/2016						100	
12/2/2016	74		270	50			94
12/5/2016		52			74		
12/19/2016						100	
2/9/2017			240				100
2/10/2017	100	86		60	100		
2/13/2017						80	
4/7/2017		68	260	70	92	86	100
4/10/2017	82						
6/22/2017			300		64	72	110
6/23/2017	72			42			
6/26/2017		76					
10/9/2017	82	50					
10/10/2017			280	34	68	70	100
3/22/2018			310		92		100
3/23/2018				52		86	
3/26/2018	94	56					
10/3/2018	72	42	190			88	96
10/4/2018				48			
10/5/2018					90		
3/27/2019	98	76	290	66	94	100	120
9/12/2019	130	72	340	97	88	110	120
3/19/2020	100	65	310	51		97	110
3/20/2020					99		
9/10/2020	110	56					130
9/11/2020			340	51	110	120	
4/2/2021	100	69	360				
4/5/2021				46	63	99	
4/6/2021							110
8/12/2021	98	68	330	55		100	120
8/13/2021					110		
2/14/2022	100		290	68	94	100	110
2/15/2022		85					
8/26/2022	110	83					
11/16/2022			300	55	94	100	110
2/28/2023	98	99	320	64	120	110	
3/1/2023							120

Time Series

Constituent: Total Dissolved Solids (mg/L) Analysis Run 5/26/2023 12:18 PM

Plant Scherer Client: Southern Company Data: Scherer PAC-CCR

	GWC-29	GWC-50	GWC-51	GWC-52	GWC-53
4/8/2016					237
4/11/2016	88	79	88	103	
6/15/2016	114	79			
6/16/2016			74	117	231
8/10/2016	82	72	66		
8/11/2016				94	190
10/11/2016	92	76			
10/13/2016			72	110	230
12/2/2016		60			
12/5/2016	86		70	130	
12/6/2016					260
2/13/2017	62	58	12 (O)	92	230
4/7/2017		68			
4/10/2017	60		80		
4/11/2017				120	210
6/22/2017		16			
6/23/2017	74		66		
6/24/2017				120	250
10/10/2017	86	44			
10/11/2017			56	120	280
3/23/2018		96			
3/26/2018	58 (J)		72	98	240
10/4/2018	130	110	96	190	320
3/27/2019			76		
3/28/2019	88	65		140	280
9/12/2019	110	89	110	160	300
3/19/2020	110	64	66	160	270
9/10/2020	120	82			
9/11/2020			87	170	290
4/5/2021			66	170	
4/6/2021	110	49			250
8/13/2021	120	72	92		290
8/17/2021				180	
2/14/2022	120	79		150	280
2/15/2022			67		
11/16/2022	110	76	89	180	270
2/28/2023			84		280
3/1/2023	130	290		190	

Time Series

Constituent: Vanadium, Total (mg/L) Analysis Run 5/26/2023 12:18 PM

Plant Scherer Client: Southern Company Data: Scherer PAC-CCR

	GWA-21 (bg)	GWA-22 (bg)	GWA-45 (bg)	GWA-46 (bg)	GWA-47 (bg)	GWA-48 (bg)	GWA-49 (bg)
12/20/2010			<0.0014	0.0024 (J)	0.0051 (J)		
12/21/2010						0.0091 (J)	0.016
12/22/2010	<0.0025	<0.0025					
2/1/2011				0.0021 (J)	0.012		
2/14/2011	<0.0025	<0.0025	<0.0014			0.013	0.016
3/21/2011			<0.0014	0.0025 (J)			0.018
3/22/2011	0.0028 (J)	0.0032 (J)					
3/23/2011					0.015	<0.01	
4/26/2011	0.0025 (J)	<0.0025	0.0022 (J)	0.0033 (J)			0.018
4/27/2011					0.022	0.0078 (J)	
10/25/2011						0.012 (O)	
10/26/2011			<0.0014		0.0043 (J)		0.018
10/27/2011	<0.0025	<0.0025		<0.0034			
5/1/2012	<0.0025	0.0037 (J)	0.0036 (J)		0.0069 (J)	0.019	
5/2/2012				0.0051 (J)			0.021
11/8/2012	<0.0025	<0.0025	0.0062 (O)	0.02 (O)	0.013	0.015	0.019
5/7/2013	<0.0025	0.0041 (J)		0.0036 (J)	0.017	0.017	
5/8/2013			<0.0014				0.02
11/4/2013	<0.0025	<0.0025	<0.0014	0.0043 (J)			
11/5/2013					0.013	0.015	0.018
5/23/2014					0.041 (o)	0.017	0.018
5/24/2014	<0.0025	<0.0025	<0.0014	0.0033 (J)			
11/7/2014			<0.0014	<0.0034	0.0069 (J)	0.013	0.018
11/8/2014	<0.0025	<0.0025					
5/20/2015			<0.0014	0.0062 (J)			
5/21/2015	<0.0025	0.0052 (J)			0.016	0.016	0.02
11/12/2015					0.013	0.018	0.016
11/13/2015	<0.0025	<0.0025	<0.0014	0.0046 (J)			
4/6/2016	0.00201 (J)						
4/7/2016			<0.0014	0.00293 (J)		0.016	0.0182
4/8/2016		<0.0025 (D)			<0.0053 (D)		
10/10/2016			<0.0014	0.0031			
10/11/2016	<0.0025	<0.0025			0.011		0.023
10/14/2016						0.018	
4/7/2017		0.0033	<0.0014	0.0041	0.0073	0.017	0.02
4/10/2017	0.002 (J)						
10/9/2017	<0.0025	<0.0025					
10/10/2017			0.0014 (J)	<0.0034	0.0032	0.015	0.016
3/22/2018			<0.0014 (D)		0.0068		0.018
3/23/2018				0.0032		0.016	
3/26/2018	0.0014 (J)	0.0029					
10/3/2018	0.0023 (J)	0.0022 (J)	<0.0014			0.017	0.018
10/4/2018				<0.0034 (X)			
10/5/2018					<0.0053 (X)		
3/27/2019	0.0072 (O)	0.0071 (O)	0.0023 (J)	0.0072	0.012	0.022	0.021
9/12/2019	0.0031	0.0025	0.0017	0.0033	0.0075	0.019	0.02
3/19/2020	0.003	0.0052	0.0031	0.0033		0.019	0.02
3/20/2020					0.0086		
9/10/2020	0.0027	0.0025					0.018
9/11/2020			0.0015	0.0026	0.007	0.017	
4/2/2021	0.0029	0.0045	0.0014				
4/5/2021				0.003	0.0085	0.019	

Time Series

Constituent: Vanadium, Total (mg/L) Analysis Run 5/26/2023 12:18 PM
Plant Scherer Client: Southern Company Data: Scherer PAC-CCR

	GWA-21 (bg)	GWA-22 (bg)	GWA-45 (bg)	GWA-46 (bg)	GWA-47 (bg)	GWA-48 (bg)	GWA-49 (bg)
4/6/2021							0.021
8/12/2021	0.004	0.0028	0.0017	0.0031		0.019	0.02
8/13/2021					0.0078		
2/14/2022	0.0033		0.0028	0.0032	0.0076	0.019	0.02
2/15/2022		0.0083					
8/26/2022	0.0028	0.002					
8/30/2022							0.019
8/31/2022			0.0011	0.0027	0.0073	0.018	
2/28/2023	0.0036	0.0071	0.0018	0.0037	0.0078	0.02	
3/1/2023							0.019

Time Series

Constituent: Vanadium, Total (mg/L) Analysis Run 5/26/2023 12:18 PM

Plant Scherer Client: Southern Company Data: Scherer PAC-CCR

	GWC-29	GWC-50	GWC-51	GWC-52	GWC-53
12/20/2010					<0.001
12/21/2010				<0.01	
12/22/2010	0.0037 (J)	<0.001	0.0027 (J)		
2/14/2011					<0.001
2/15/2011	0.0043 (J)	<0.001	0.0036 (J)	0.0098 (J)	
3/21/2011				0.012	<0.001
3/22/2011	0.0039 (J)	0.0034 (J)	<0.0066		
4/27/2011	0.0035 (J)	0.0032 (J)	0.0046 (J)		<0.001
4/28/2011				0.011	
10/26/2011	0.0047 (J)	<0.001	<0.0066	0.012	<0.001
5/1/2012				0.011	0.0032 (J)
5/2/2012	0.0064 (J)	0.0039 (J)	0.0055 (J)		
11/8/2012	0.0051 (J)	0.0034 (J)	0.0042 (J)		
11/9/2012				0.011	<0.001
5/8/2013	0.0046 (J)	<0.001	0.0046 (J)	<0.01	<0.001
11/4/2013	0.0039 (J)	0.0035 (J)	0.0042 (J)	0.011	<0.001
5/24/2014	0.0053 (J)	0.0036 (J)	0.0061 (J)	0.012	<0.001
11/7/2014	0.0034 (J)		0.0032 (J)	0.01	<0.001
11/8/2014		<0.001			
5/20/2015					0.0065
5/22/2015	0.0068 (J)	0.0044 (J)	0.0056 (J)	0.013	
11/13/2015	0.0044 (J)	<0.001	<0.0066	0.014	<0.001
4/8/2016					0.0136 (O)
4/11/2016	0.00381 (J)	0.00254 (J)	0.00415 (J)	0.0107	
10/11/2016	<0.0053	<0.001			
10/13/2016			<0.0066	0.011	<0.001
4/7/2017		0.0024 (J)			
4/10/2017	0.0038		0.0043		
4/11/2017				0.011	<0.001
10/10/2017	0.0053	<0.001			
10/11/2017			0.0052	0.012	0.0019 (J)
3/23/2018		0.0023 (J)			
3/26/2018	0.0037		0.004	0.0096	<0.001
10/4/2018	<0.0053 (X)	<0.001 (X)	<0.0066 (X)	0.013	<0.001 (X)
3/27/2019			0.0087		
3/28/2019	0.0079	0.0053		0.01	0.0041
9/12/2019	0.0054	0.0028	0.0047	0.011	<0.001
3/19/2020	0.0044	0.0027	0.0046	0.01	<0.001
9/10/2020	0.0049	0.0026			
9/11/2020			0.0042	0.0099	<0.001
4/5/2021			0.0059	0.011	
4/6/2021	0.0045	0.0026			<0.001
8/13/2021	0.0061	0.0093	0.0072		0.0016
8/17/2021				0.011	
2/14/2022	0.0047	0.0042		0.011	0.0014
2/15/2022			0.0049		
8/31/2022	0.0055	0.0031	0.0038	0.01	0.00095 (J)
2/28/2023			0.0052		0.0023
3/1/2023	0.0051	<0.001		0.011	

Time Series

Constituent: Zinc, Total (mg/L) Analysis Run 5/26/2023 12:18 PM
 Plant Scherer Client: Southern Company Data: Scherer PAC-CCR

	GWA-21 (bg)	GWA-22 (bg)	GWA-45 (bg)	GWA-46 (bg)	GWA-47 (bg)	GWA-48 (bg)	GWA-49 (bg)
12/20/2010			<0.005	<0.005	<0.005		
12/21/2010						<0.005	<0.005
12/22/2010	<0.005	<0.005					
2/1/2011				<0.005	<0.005		
2/14/2011	<0.005	<0.005	<0.005			<0.005	<0.005
3/21/2011			<0.005	<0.005			<0.005
3/22/2011	<0.005	<0.005					
3/23/2011					<0.005	<0.005	
4/26/2011	<0.005	<0.005	<0.005	<0.005			<0.005
4/27/2011					<0.005	<0.005	
10/25/2011						<0.005	
10/26/2011			<0.005		<0.005		<0.005
10/27/2011	<0.005	<0.005		<0.005			
5/1/2012	<0.005	<0.005	<0.005		<0.005	<0.005	
5/2/2012				<0.005			<0.005
11/8/2012	<0.005	<0.005	<0.005	0.013 (O)	<0.005	<0.005	<0.005
5/7/2013	<0.005	<0.005		<0.005	0.0087	<0.005	
5/8/2013			<0.005				<0.005
11/4/2013	<0.005	<0.005	<0.005	<0.005			
11/5/2013					<0.005	<0.005	<0.005
5/23/2014					0.014 (O)	<0.005	<0.005
5/24/2014	<0.005	<0.005	<0.005	<0.005			
11/7/2014			<0.005	<0.005	<0.005	<0.005	<0.005
11/8/2014	<0.005	<0.005					
5/20/2015			<0.005	<0.005			
5/21/2015	<0.005	<0.005			<0.005	<0.005	<0.005
11/12/2015					<0.005	<0.005	<0.005
11/13/2015	<0.005	0.039 (O)	<0.005	<0.005			
4/6/2016	<0.005						
4/7/2016			0.00345 (J)	0.00265 (J)		0.00287 (J)	0.00208 (J)
10/10/2016			<0.005	<0.005			
10/11/2016	<0.005	<0.005			<0.005		<0.005
10/14/2016						<0.005	
4/7/2017		<0.005	<0.005	<0.005	<0.005	<0.005	<0.005
4/10/2017	<0.005						
10/9/2017	<0.005	<0.005					
10/10/2017			<0.005	0.0096 (J)	<0.005	<0.005	<0.005
3/22/2018			<0.005 (D)		<0.005		<0.005
3/23/2018				<0.005		<0.005	
3/26/2018	<0.005	<0.005 (D)					
10/3/2018	<0.005	<0.005	<0.005			<0.005	<0.005
10/4/2018				<0.005			
10/5/2018					<0.005		
3/27/2019	<0.005	<0.005	<0.005	<0.005	<0.005	<0.005	<0.005
9/12/2019	0.0046 (J)	0.0085	0.0095	0.0091	0.0049 (J)	0.0048 (J)	0.0041 (J)
3/19/2020	<0.005	<0.005	0.0037 (J)	0.0035 (J)		<0.005	<0.005
3/20/2020					<0.005		
9/10/2020	0.0048 (J)	<0.005					<0.005
9/11/2020			0.0098	0.0038 (J)	<0.005	<0.005	
4/2/2021	<0.005	<0.005	0.0058				
4/5/2021				0.0049 (J)	<0.005	<0.005	
4/6/2021							<0.005

Time Series

Constituent: Zinc, Total (mg/L) Analysis Run 5/26/2023 12:18 PM
Plant Scherer Client: Southern Company Data: Scherer PAC-CCR

	GWA-21 (bg)	GWA-22 (bg)	GWA-45 (bg)	GWA-46 (bg)	GWA-47 (bg)	GWA-48 (bg)	GWA-49 (bg)
8/12/2021	<0.005	<0.005	0.006	<0.005		<0.005	<0.005
8/13/2021					<0.005		
2/14/2022	<0.005		0.003 (J)	<0.005	<0.005	<0.005	<0.005
2/15/2022		0.003 (J)					
8/26/2022	<0.005	<0.005					
8/30/2022							<0.005
8/31/2022			0.0051	0.0032 (J)	<0.005	0.0039 (J)	
2/28/2023	<0.005	<0.005	0.0062 (J)	<0.005	<0.005	<0.005	
3/1/2023							<0.005

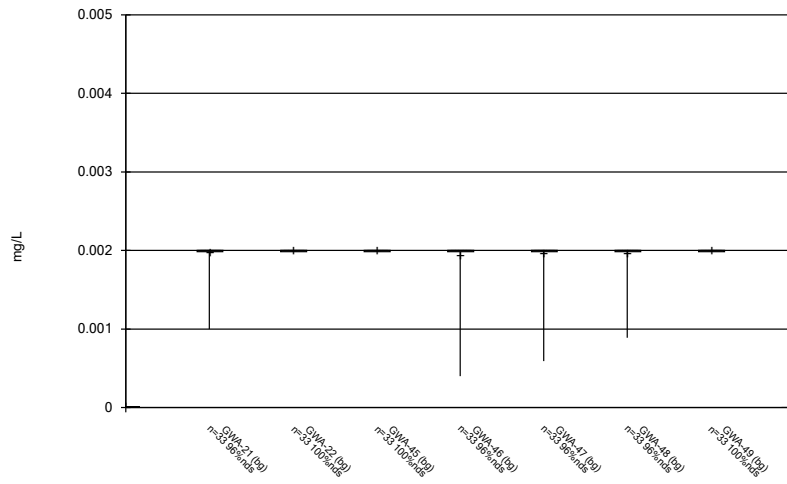
Time Series

Constituent: Zinc, Total (mg/L) Analysis Run 5/26/2023 12:18 PM
 Plant Scherer Client: Southern Company Data: Scherer PAC-CCR

	GWC-29	GWC-50	GWC-51	GWC-52	GWC-53
12/20/2010					0.0095 (J)
12/21/2010				<0.005	
12/22/2010	<0.005	<0.005	<0.005		
2/14/2011					0.0092 (J)
2/15/2011	<0.005	<0.005	<0.005	<0.005	
3/21/2011				<0.005	0.011 (J)
3/22/2011	<0.005	<0.005	<0.005		
4/27/2011	<0.005	<0.005	<0.005		0.0096 (J)
4/28/2011				<0.005	
10/26/2011	<0.005	<0.005	<0.005	<0.005	0.011 (J)
5/1/2012				<0.005	0.012 (J)
5/2/2012	<0.005	<0.005	<0.005		
11/8/2012	<0.005	<0.005	<0.005		
11/9/2012				<0.005	0.014 (J)
5/8/2013	<0.005	<0.005	<0.005	<0.005	0.016 (J)
11/4/2013	<0.005	<0.005	<0.005	<0.005	0.014 (J)
5/24/2014	<0.005	<0.005	<0.005	<0.005	0.013 (J)
11/7/2014	<0.005		<0.005	<0.005	0.014 (J)
11/8/2014		<0.005			
5/20/2015					0.015 (J)
5/22/2015	<0.005	<0.005	<0.005	<0.005	
11/13/2015	<0.005	<0.005	<0.005	<0.005	0.015 (J)
4/11/2016	<0.005	<0.005	0.00333 (J)	<0.005	
10/11/2016	<0.005	<0.005			
10/13/2016			<0.005	<0.005	0.015 (J)
4/7/2017		<0.005			
4/10/2017	<0.005		<0.005		
4/11/2017				0.0065 (J)	0.015 (J)
10/10/2017	<0.005	<0.005			
10/11/2017			<0.005	<0.005	0.019 (J)
3/23/2018		<0.005			
3/26/2018	<0.005		<0.005	<0.005	0.016 (J)
10/4/2018	<0.005	0.0076	<0.005	<0.005	0.017 (J)
3/27/2019			<0.005		
3/28/2019	<0.005	<0.005		<0.005	0.013 (J)
9/12/2019	0.0058	0.0057	0.0042 (J)	0.0073	0.02
3/19/2020	<0.005	0.0037 (J)	<0.005	<0.005	0.014
9/10/2020	<0.005	<0.005			
9/11/2020			<0.005	<0.005	0.014
4/5/2021			<0.005	<0.005	
4/6/2021	<0.005	<0.005			0.014
8/13/2021	<0.005	0.0053	<0.005		0.017
8/17/2021				<0.005	
2/14/2022	<0.005	<0.005		<0.005	0.014
2/15/2022			<0.005		
8/31/2022	<0.005	<0.005	<0.005	<0.005	0.015
2/28/2023			<0.005		0.014 (J)
3/1/2023	<0.005	0.016		<0.005	
5/2/2023		<0.005 (R)			

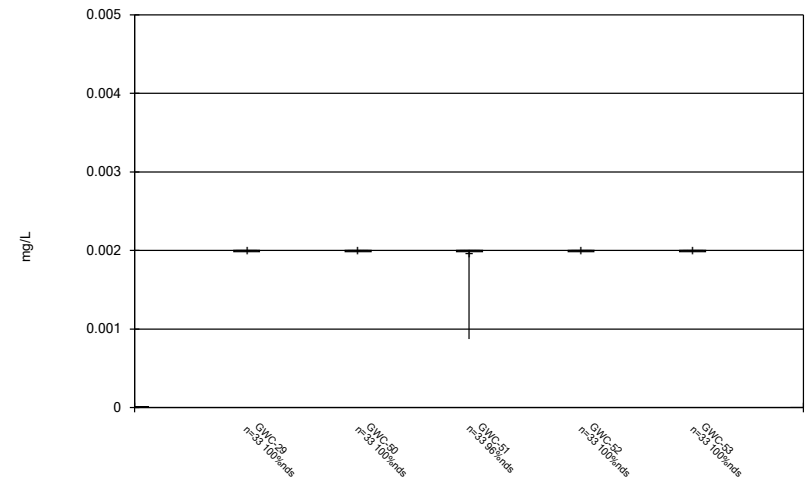
FIGURE B.

Box & Whiskers Plot



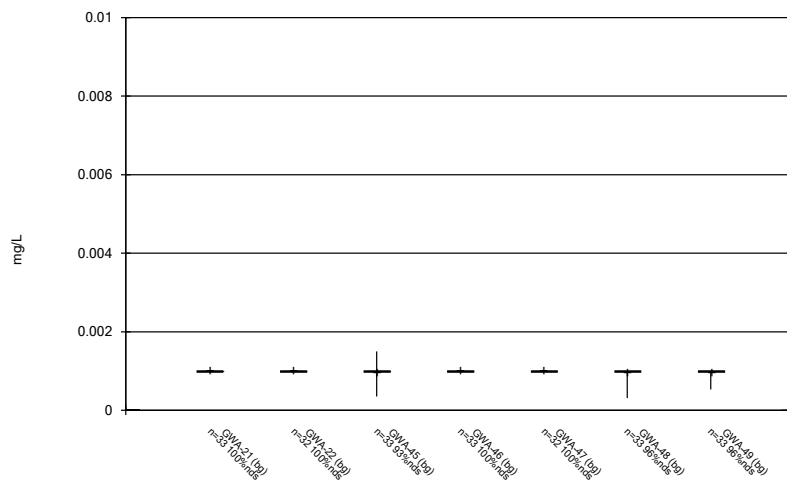
Constituent: Antimony, Total Analysis Run 5/26/2023 12:19 PM
 Plant Scherer Client: Southern Company Data: Scherer PAC-CCR

Box & Whiskers Plot



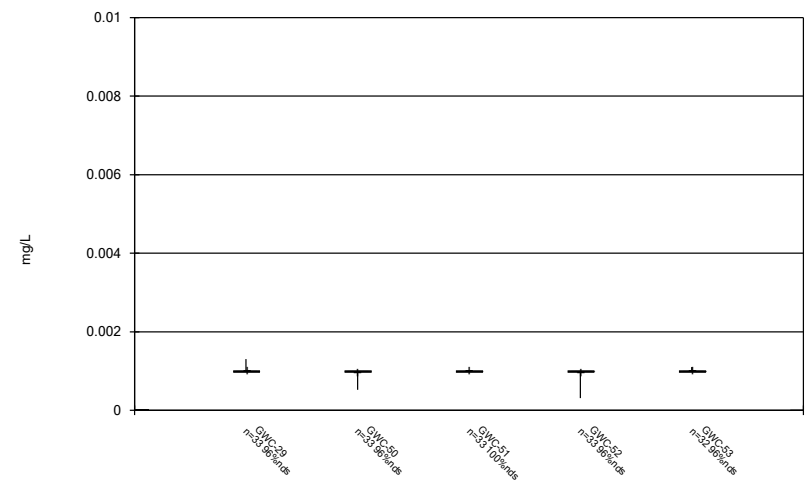
Constituent: Antimony, Total Analysis Run 5/26/2023 12:19 PM
 Plant Scherer Client: Southern Company Data: Scherer PAC-CCR

Box & Whiskers Plot



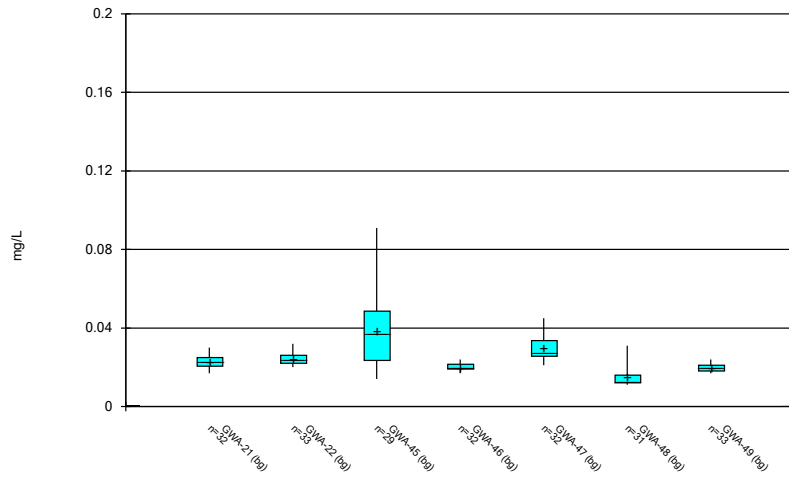
Constituent: Arsenic, Total Analysis Run 5/26/2023 12:19 PM
 Plant Scherer Client: Southern Company Data: Scherer PAC-CCR

Box & Whiskers Plot



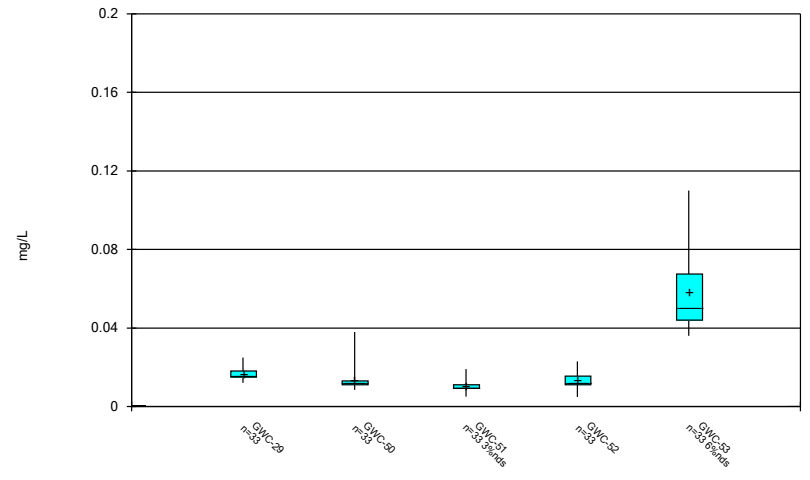
Constituent: Arsenic, Total Analysis Run 5/26/2023 12:19 PM
 Plant Scherer Client: Southern Company Data: Scherer PAC-CCR

Box & Whiskers Plot



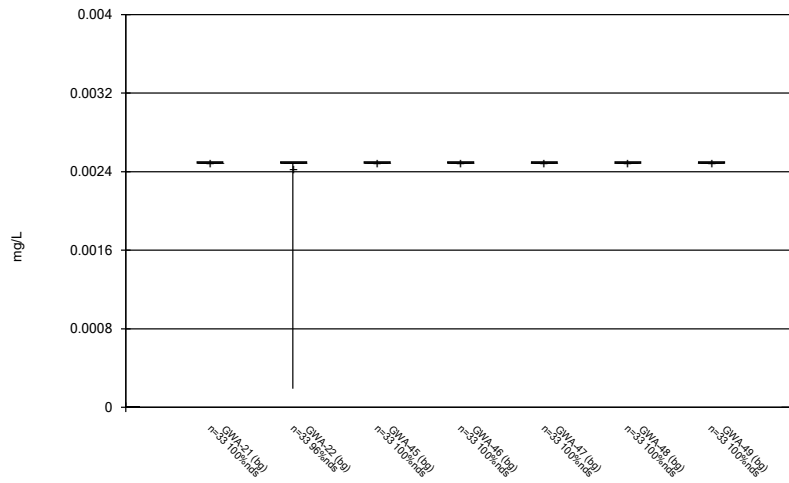
Constituent: Barium, Total Analysis Run 5/26/2023 12:19 PM
 Plant Scherer Client: Southern Company Data: Scherer PAC-CCR

Box & Whiskers Plot



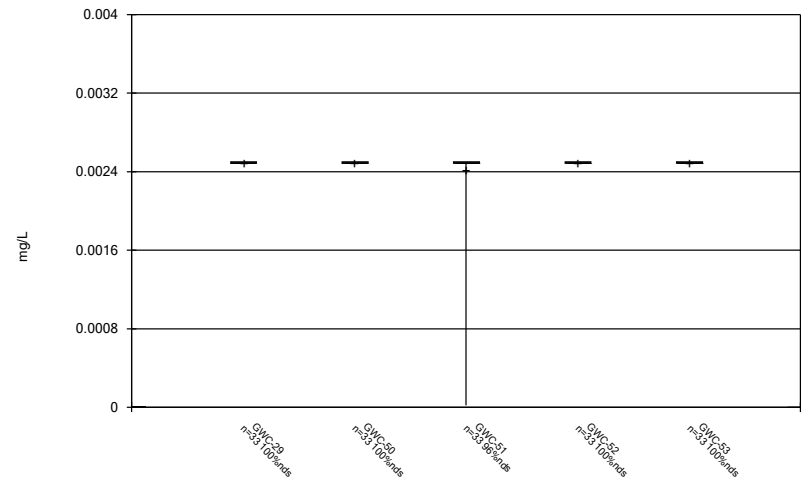
Constituent: Barium, Total Analysis Run 5/26/2023 12:19 PM
 Plant Scherer Client: Southern Company Data: Scherer PAC-CCR

Box & Whiskers Plot



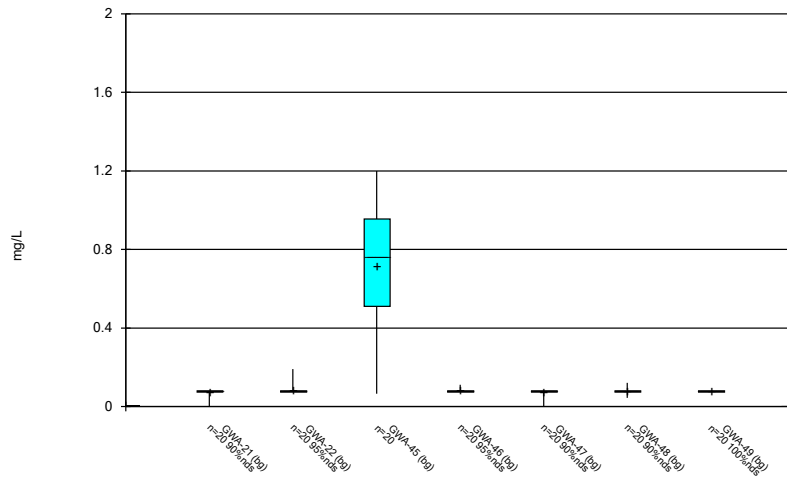
Constituent: Beryllium, Total Analysis Run 5/26/2023 12:19 PM
 Plant Scherer Client: Southern Company Data: Scherer PAC-CCR

Box & Whiskers Plot



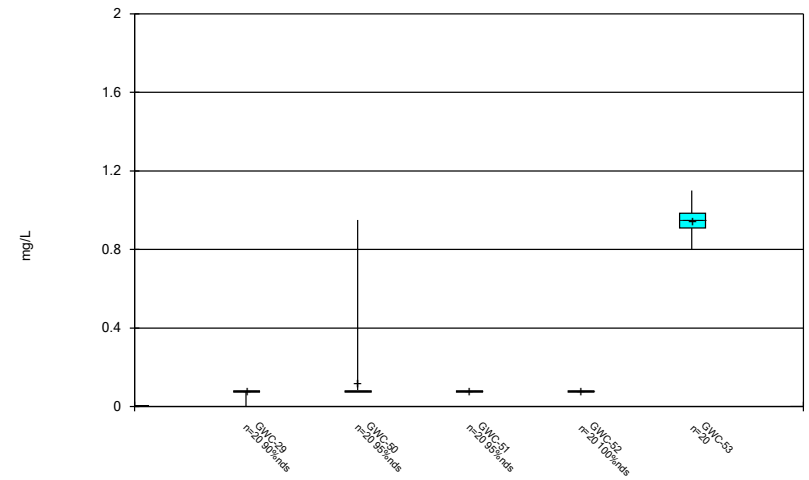
Constituent: Beryllium, Total Analysis Run 5/26/2023 12:19 PM
 Plant Scherer Client: Southern Company Data: Scherer PAC-CCR

Box & Whiskers Plot



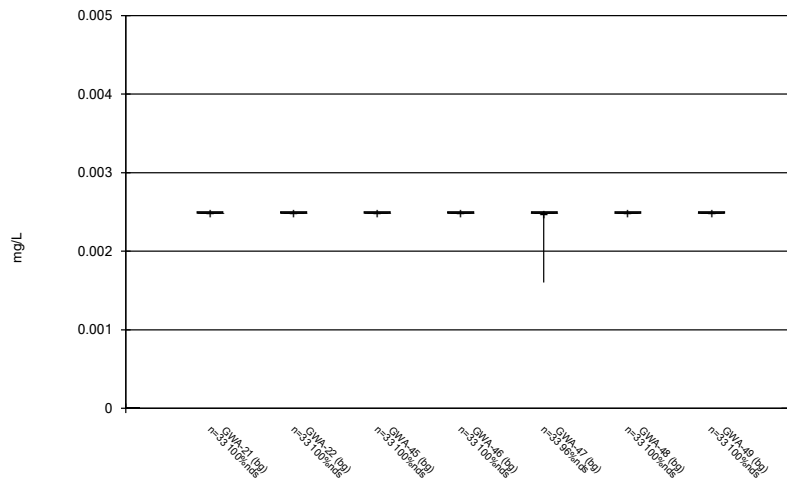
Constituent: Boron Analysis Run 5/26/2023 12:19 PM
 Plant Scherer Client: Southern Company Data: Scherer PAC-CCR

Box & Whiskers Plot



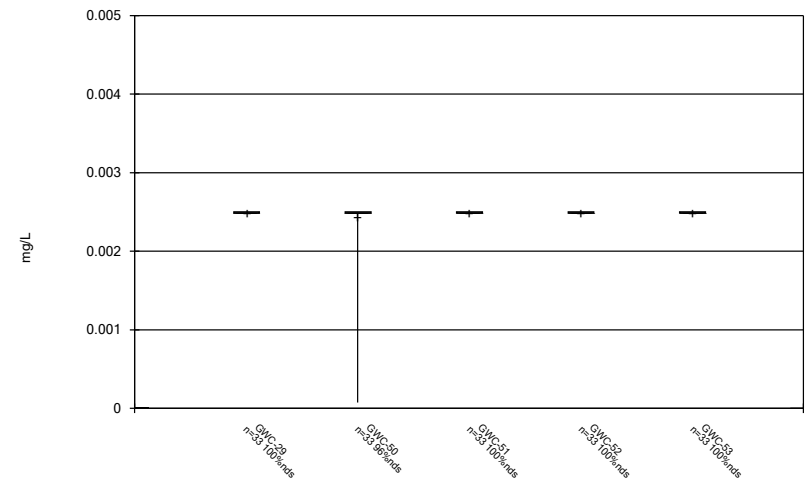
Constituent: Boron Analysis Run 5/26/2023 12:19 PM
 Plant Scherer Client: Southern Company Data: Scherer PAC-CCR

Box & Whiskers Plot



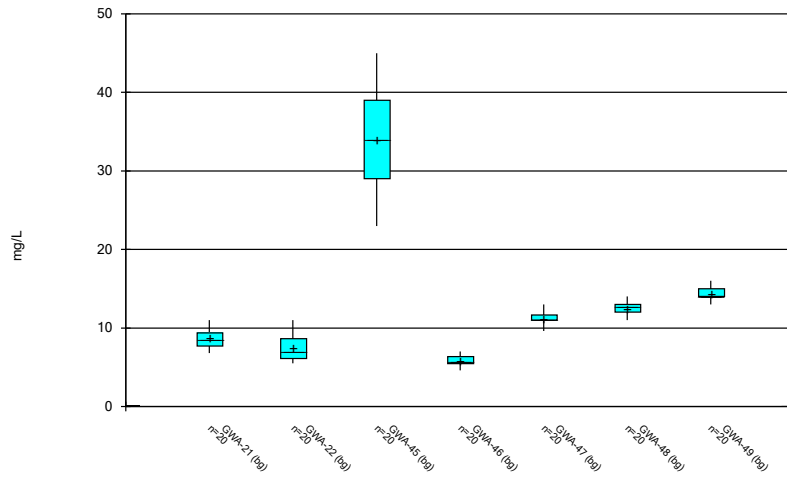
Constituent: Cadmium, Total Analysis Run 5/26/2023 12:19 PM
 Plant Scherer Client: Southern Company Data: Scherer PAC-CCR

Box & Whiskers Plot



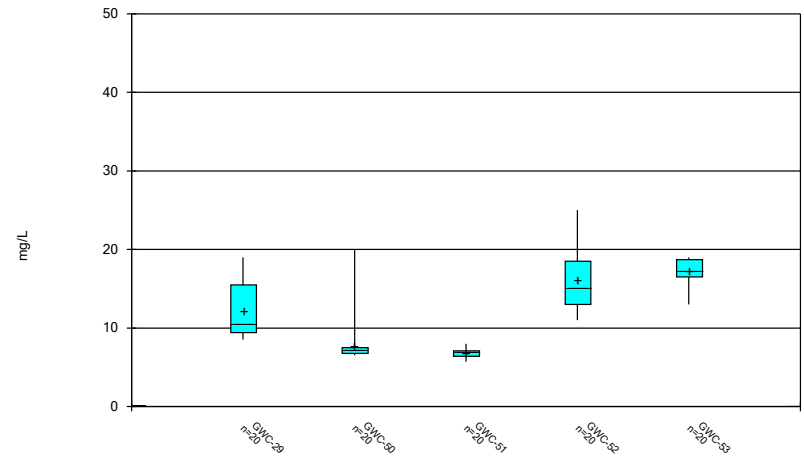
Constituent: Cadmium, Total Analysis Run 5/26/2023 12:19 PM
 Plant Scherer Client: Southern Company Data: Scherer PAC-CCR

Box & Whiskers Plot



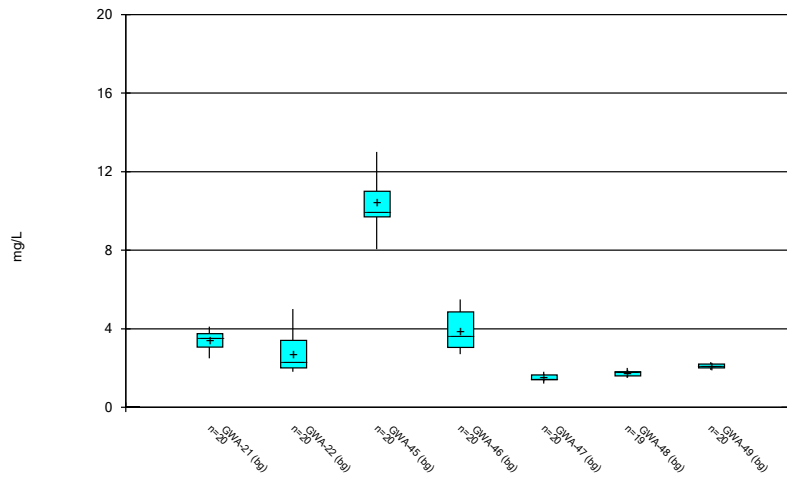
Constituent: Calcium Analysis Run 5/26/2023 12:19 PM
Plant Scherer Client: Southern Company Data: Scherer PAC-CCR

Box & Whiskers Plot



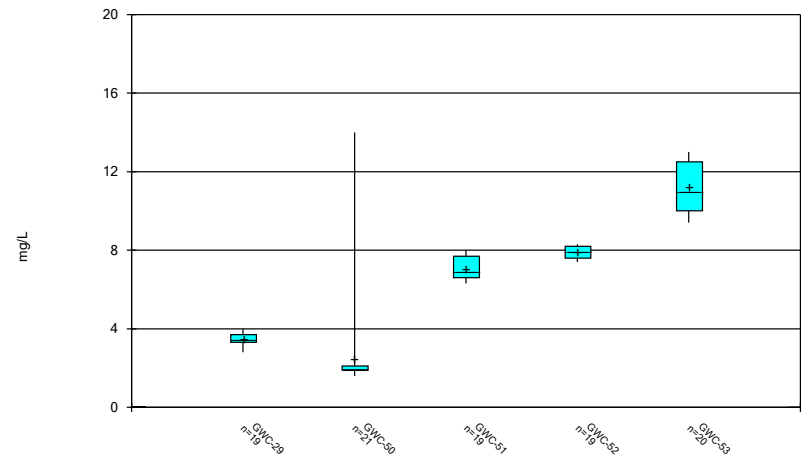
Constituent: Calcium Analysis Run 5/26/2023 12:19 PM
Plant Scherer Client: Southern Company Data: Scherer PAC-CCR

Box & Whiskers Plot



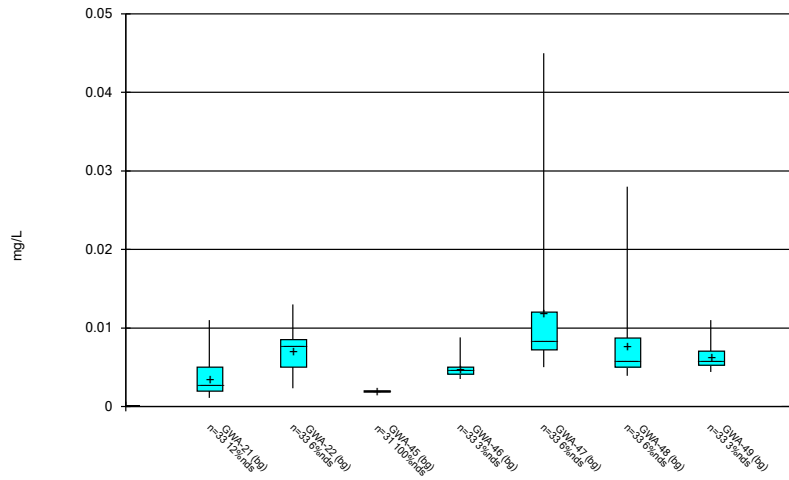
Constituent: Chloride Analysis Run 5/26/2023 12:19 PM
Plant Scherer Client: Southern Company Data: Scherer PAC-CCR

Box & Whiskers Plot



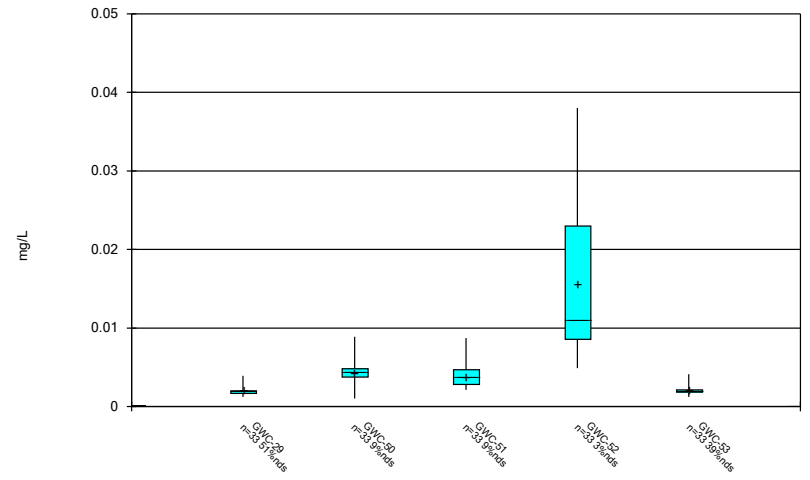
Constituent: Chloride Analysis Run 5/26/2023 12:19 PM
Plant Scherer Client: Southern Company Data: Scherer PAC-CCR

Box & Whiskers Plot



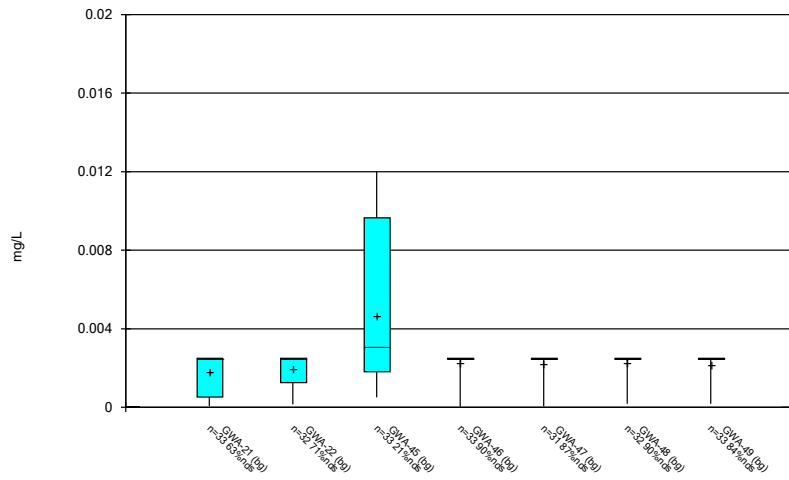
Constituent: Chromium, Total Analysis Run 5/26/2023 12:19 PM
Plant Scherer Client: Southern Company Data: Scherer PAC-CCR

Box & Whiskers Plot



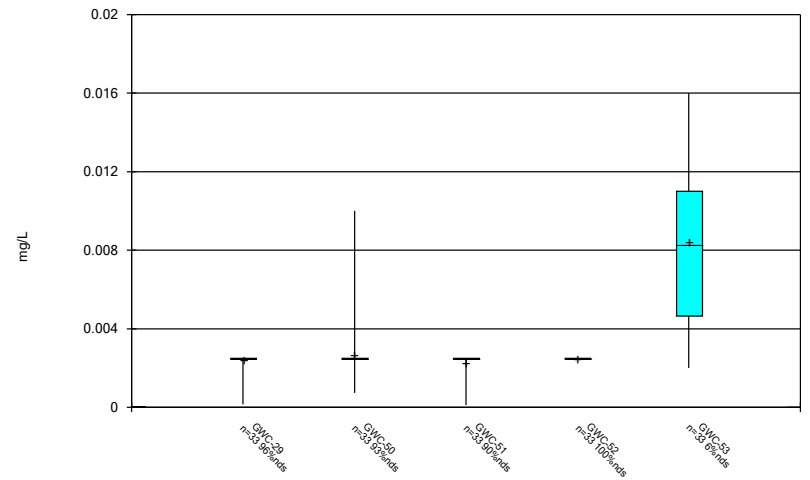
Constituent: Chromium, Total Analysis Run 5/26/2023 12:19 PM
Plant Scherer Client: Southern Company Data: Scherer PAC-CCR

Box & Whiskers Plot



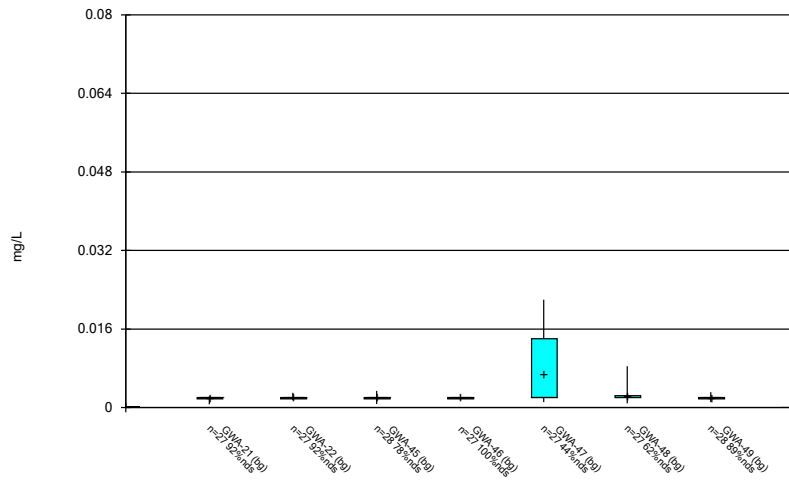
Constituent: Cobalt, Total Analysis Run 5/26/2023 12:19 PM
Plant Scherer Client: Southern Company Data: Scherer PAC-CCR

Box & Whiskers Plot



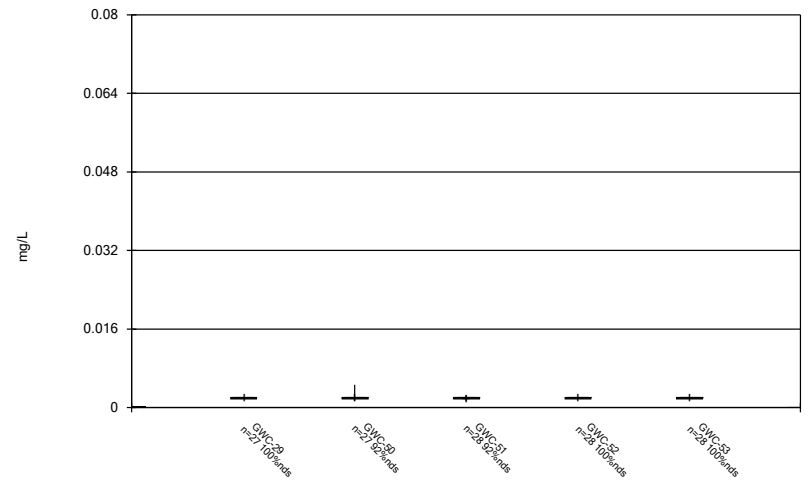
Constituent: Cobalt, Total Analysis Run 5/26/2023 12:19 PM
Plant Scherer Client: Southern Company Data: Scherer PAC-CCR

Box & Whiskers Plot



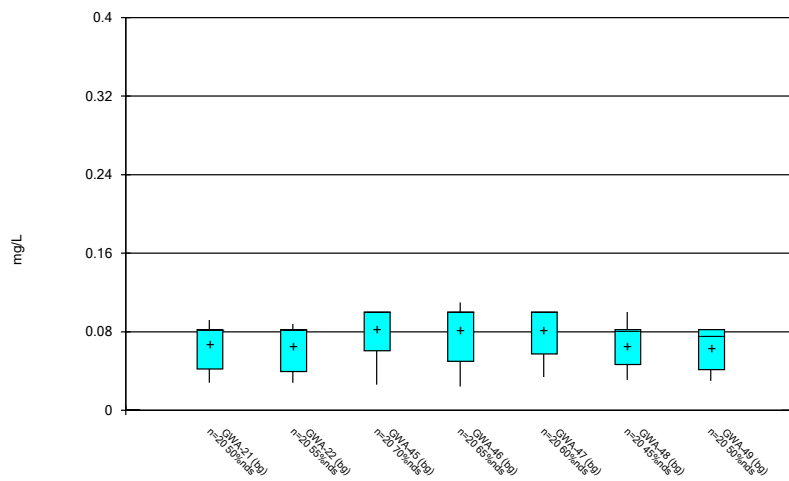
Constituent: Copper, Total Analysis Run 5/26/2023 12:19 PM
 Plant Scherer Client: Southern Company Data: Scherer PAC-CCR

Box & Whiskers Plot



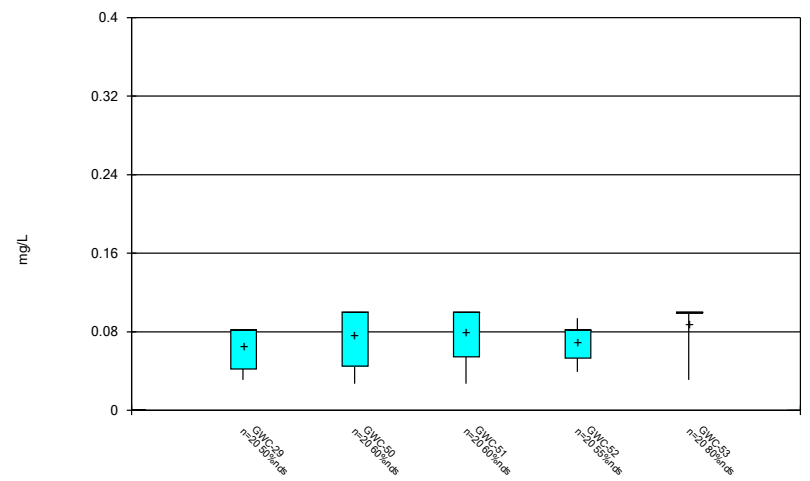
Constituent: Copper, Total Analysis Run 5/26/2023 12:19 PM
 Plant Scherer Client: Southern Company Data: Scherer PAC-CCR

Box & Whiskers Plot



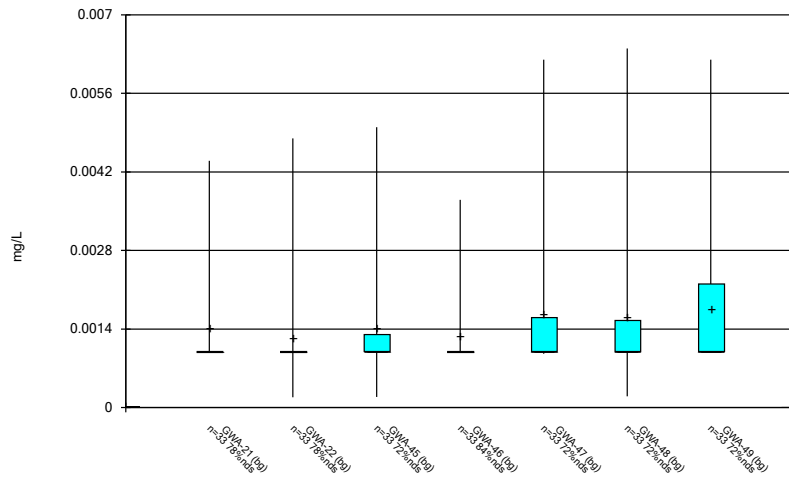
Constituent: Fluoride Analysis Run 5/26/2023 12:19 PM
 Plant Scherer Client: Southern Company Data: Scherer PAC-CCR

Box & Whiskers Plot



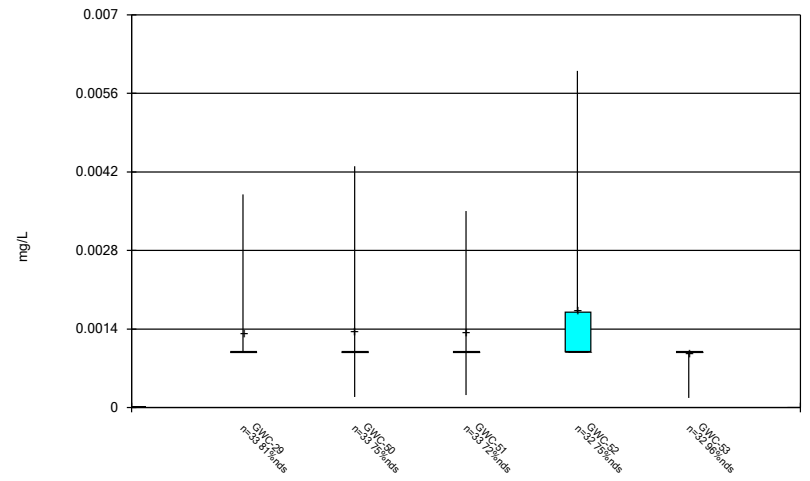
Constituent: Fluoride Analysis Run 5/26/2023 12:19 PM
 Plant Scherer Client: Southern Company Data: Scherer PAC-CCR

Box & Whiskers Plot



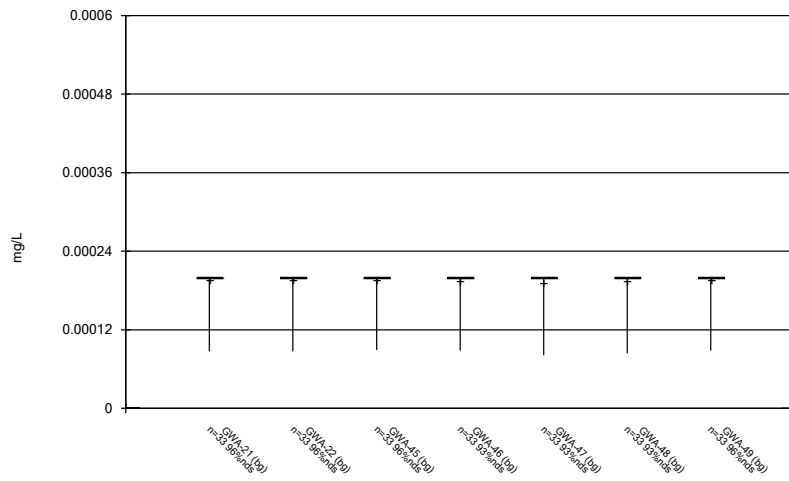
Constituent: Lead, Total Analysis Run 5/26/2023 12:19 PM
Plant Scherer Client: Southern Company Data: Scherer PAC-CCR

Box & Whiskers Plot



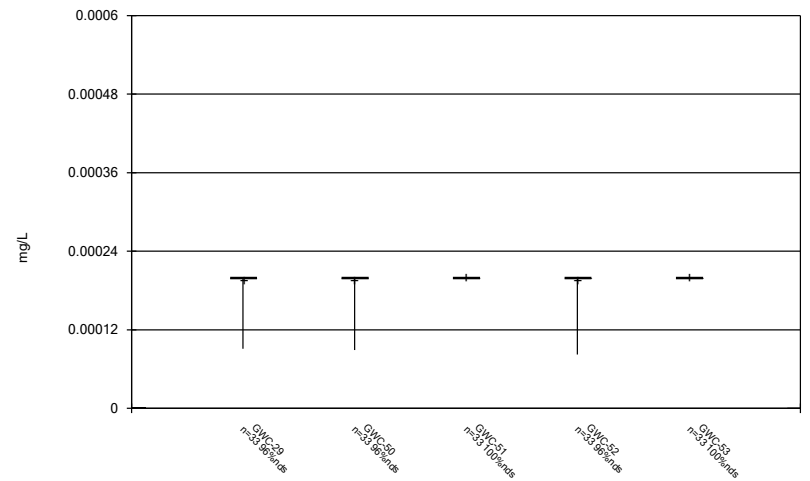
Constituent: Lead, Total Analysis Run 5/26/2023 12:19 PM
Plant Scherer Client: Southern Company Data: Scherer PAC-CCR

Box & Whiskers Plot



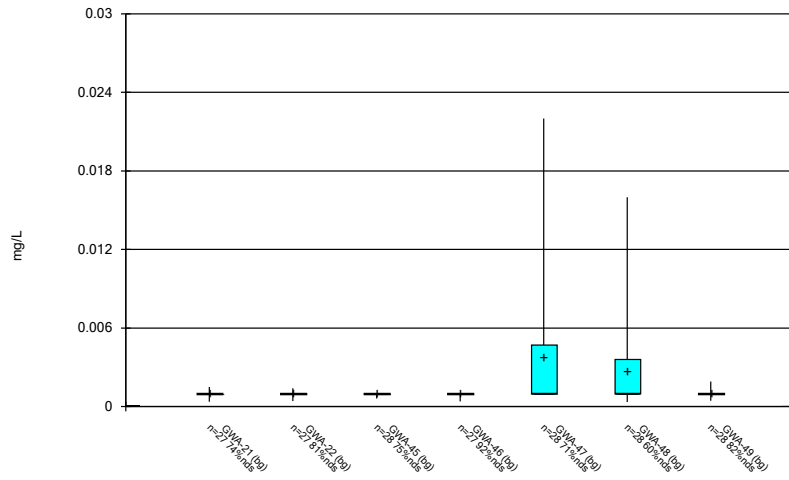
Constituent: Mercury, Total Analysis Run 5/26/2023 12:19 PM
Plant Scherer Client: Southern Company Data: Scherer PAC-CCR

Box & Whiskers Plot



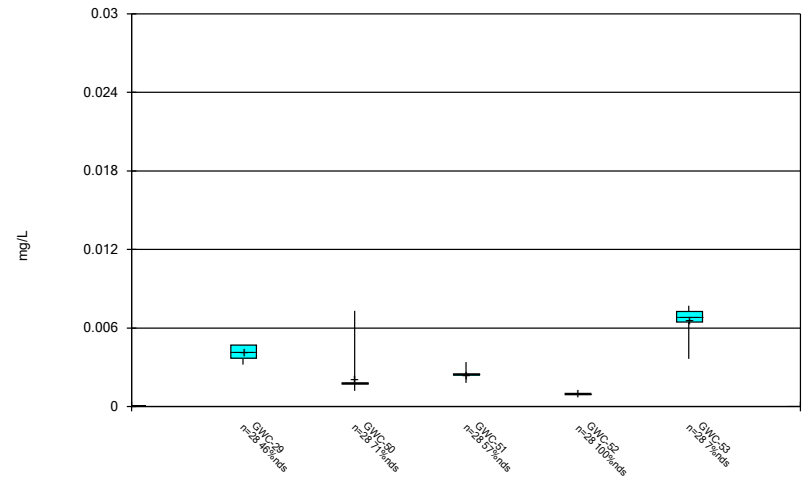
Constituent: Mercury, Total Analysis Run 5/26/2023 12:19 PM
Plant Scherer Client: Southern Company Data: Scherer PAC-CCR

Box & Whiskers Plot



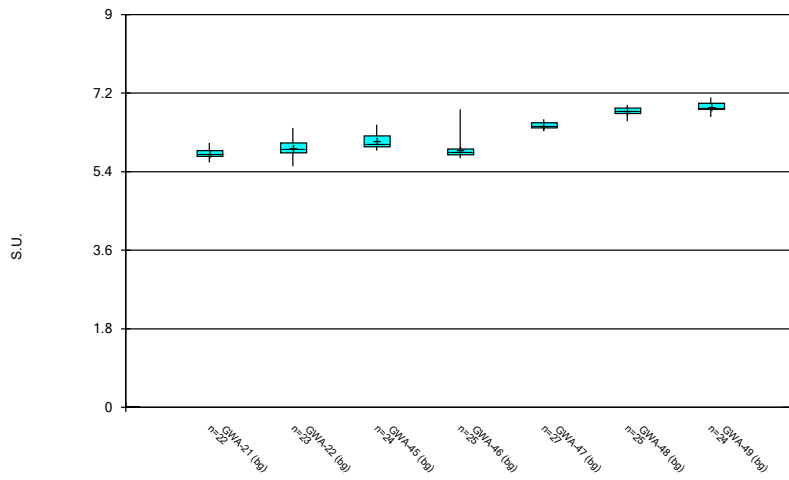
Constituent: Nickel, Total Analysis Run 5/26/2023 12:19 PM
Plant Scherer Client: Southern Company Data: Scherer PAC-CCR

Box & Whiskers Plot



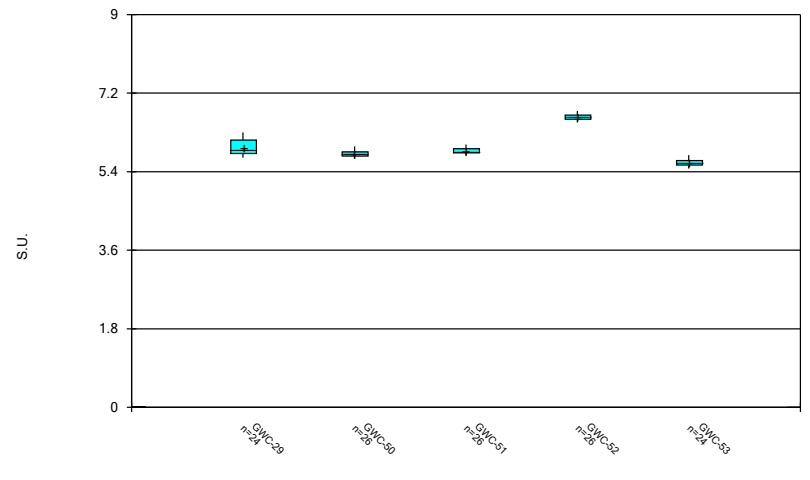
Constituent: Nickel, Total Analysis Run 5/26/2023 12:19 PM
Plant Scherer Client: Southern Company Data: Scherer PAC-CCR

Box & Whiskers Plot



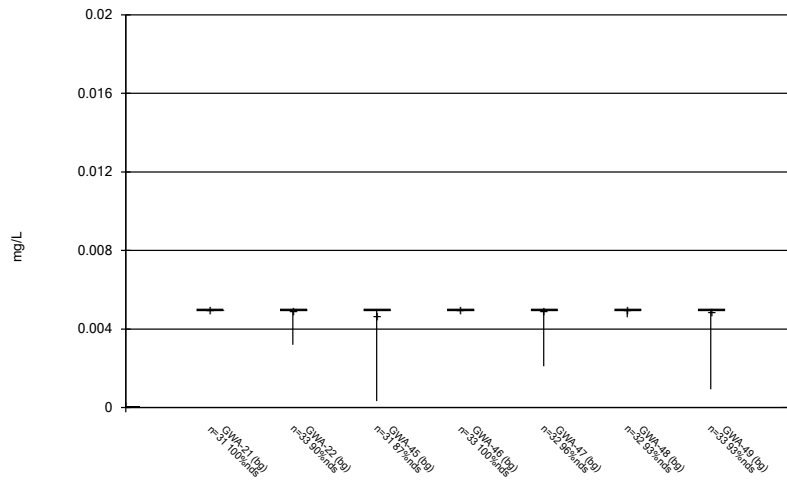
Constituent: pH Analysis Run 5/26/2023 12:19 PM
Plant Scherer Client: Southern Company Data: Scherer PAC-CCR

Box & Whiskers Plot



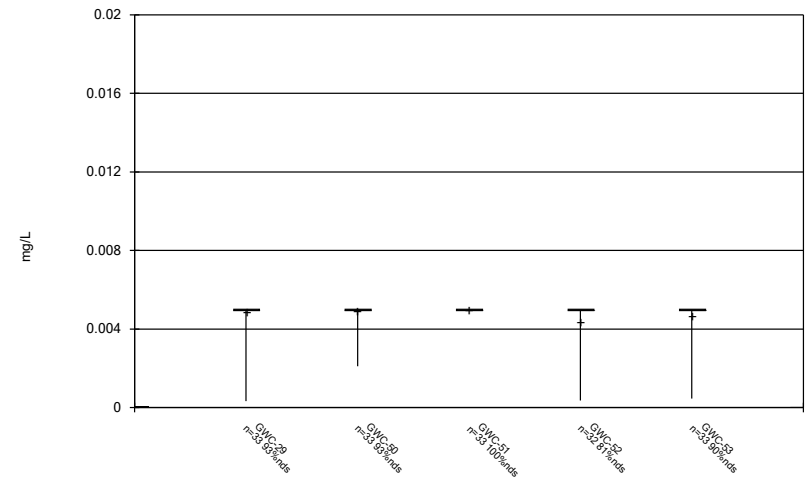
Constituent: pH Analysis Run 5/26/2023 12:19 PM
Plant Scherer Client: Southern Company Data: Scherer PAC-CCR

Box & Whiskers Plot



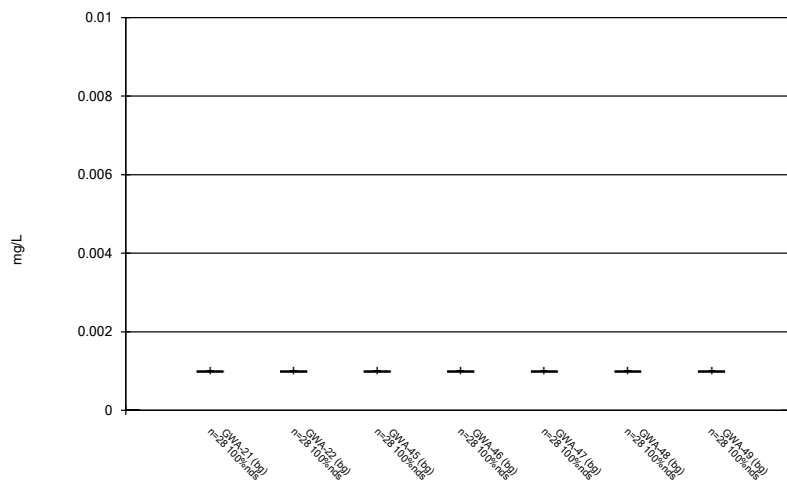
Constituent: Selenium, Total Analysis Run 5/26/2023 12:19 PM
Plant Scherer Client: Southern Company Data: Scherer PAC-CCR

Box & Whiskers Plot



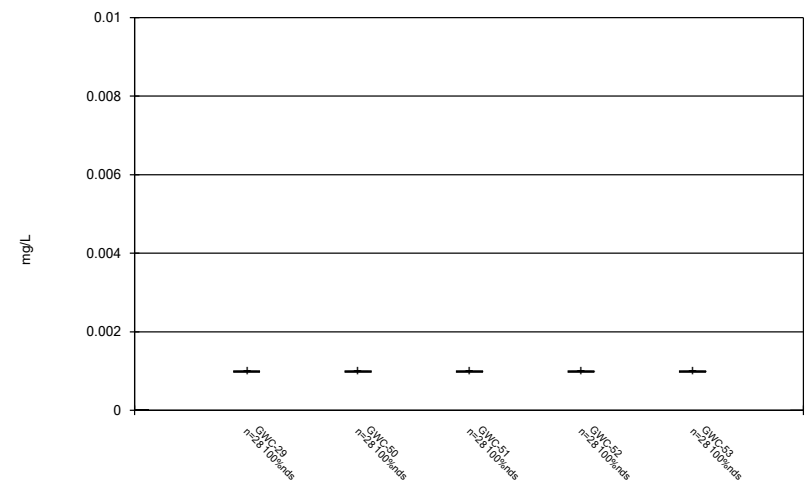
Constituent: Selenium, Total Analysis Run 5/26/2023 12:19 PM
Plant Scherer Client: Southern Company Data: Scherer PAC-CCR

Box & Whiskers Plot



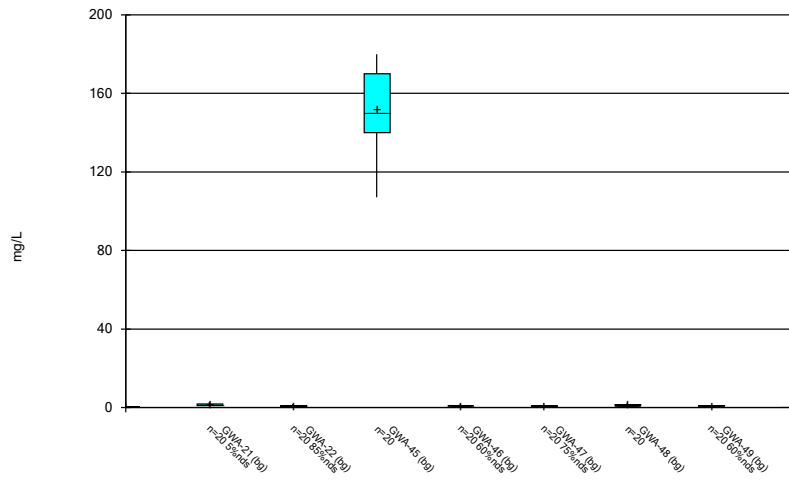
Constituent: Silver, Total Analysis Run 5/26/2023 12:19 PM
Plant Scherer Client: Southern Company Data: Scherer PAC-CCR

Box & Whiskers Plot



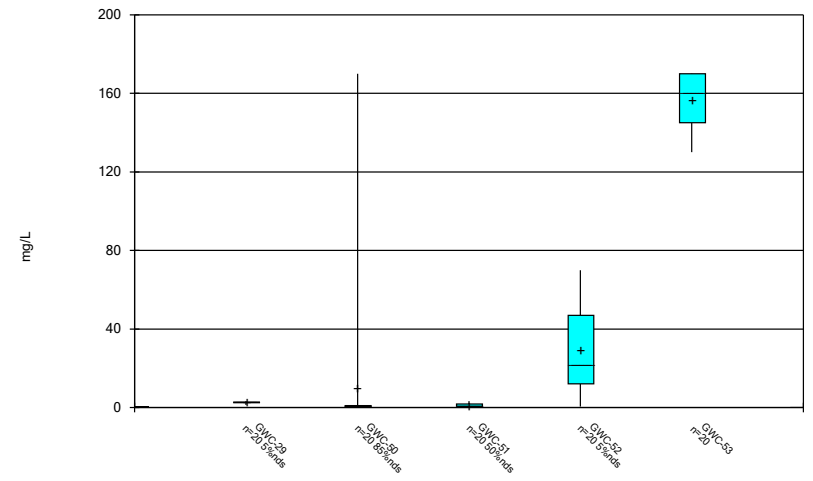
Constituent: Silver, Total Analysis Run 5/26/2023 12:19 PM
Plant Scherer Client: Southern Company Data: Scherer PAC-CCR

Box & Whiskers Plot



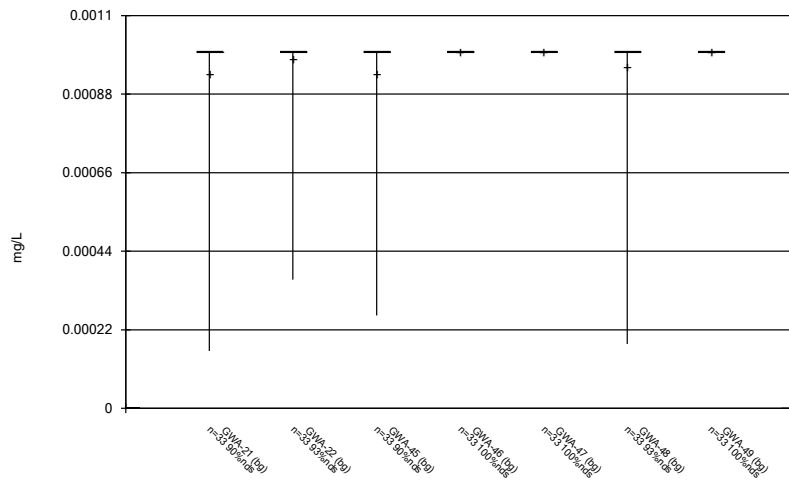
Constituent: Sulfate Analysis Run 5/26/2023 12:19 PM
 Plant Scherer Client: Southern Company Data: Scherer PAC-CCR

Box & Whiskers Plot



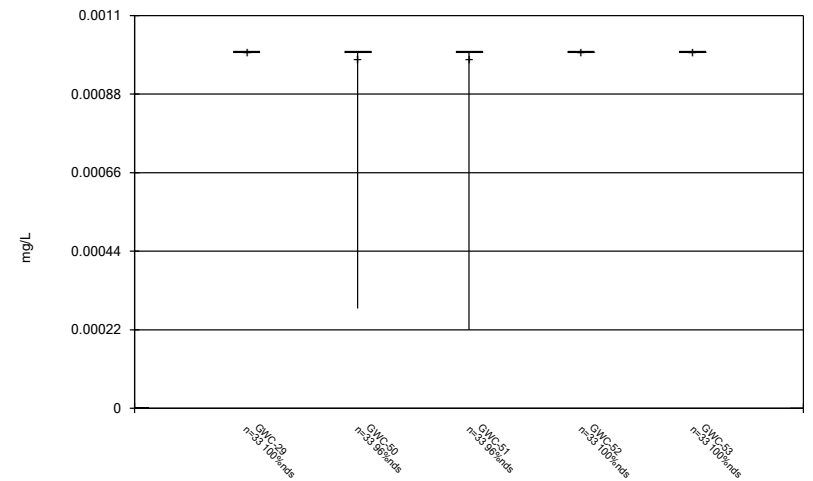
Constituent: Sulfate Analysis Run 5/26/2023 12:19 PM
 Plant Scherer Client: Southern Company Data: Scherer PAC-CCR

Box & Whiskers Plot



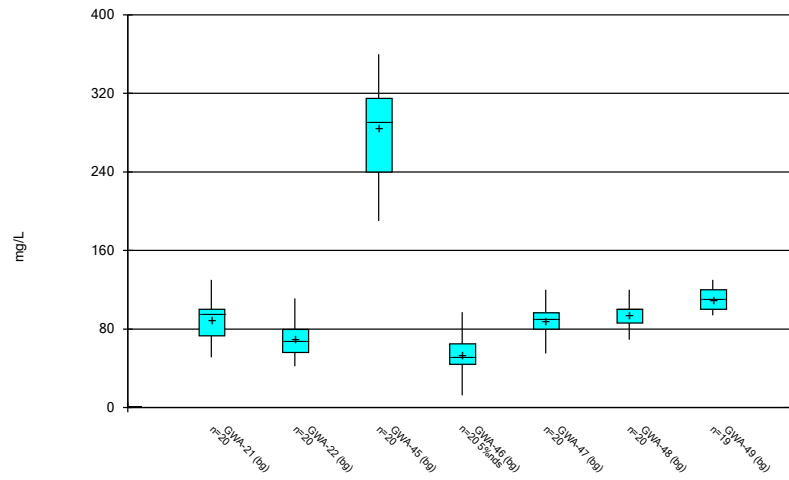
Constituent: Thallium, Total Analysis Run 5/26/2023 12:19 PM
 Plant Scherer Client: Southern Company Data: Scherer PAC-CCR

Box & Whiskers Plot



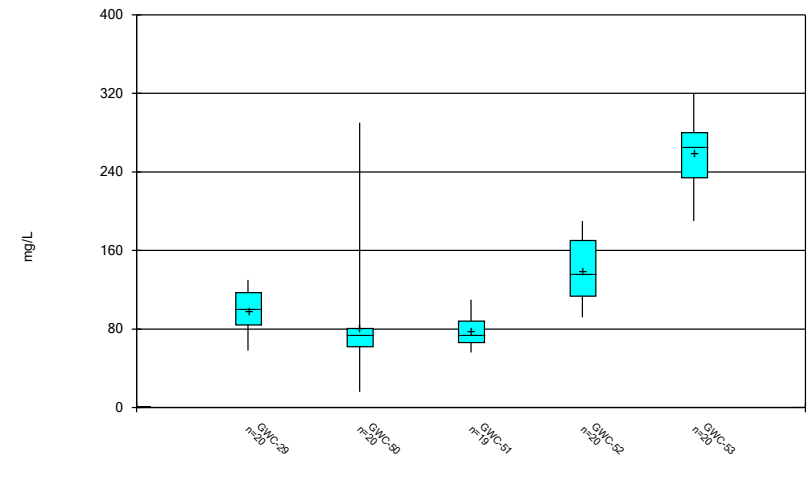
Constituent: Thallium, Total Analysis Run 5/26/2023 12:19 PM
 Plant Scherer Client: Southern Company Data: Scherer PAC-CCR

Box & Whiskers Plot



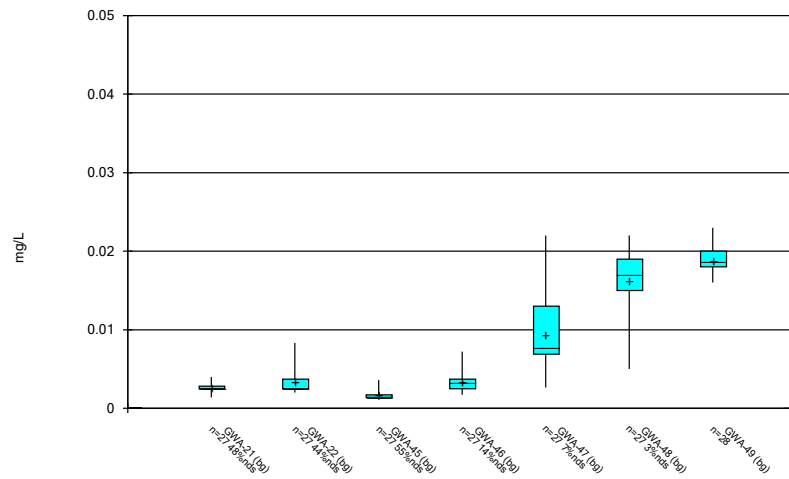
Constituent: Total Dissolved Solids Analysis Run 5/26/2023 12:19 PM
 Plant Scherer Client: Southern Company Data: Scherer PAC-CCR

Box & Whiskers Plot



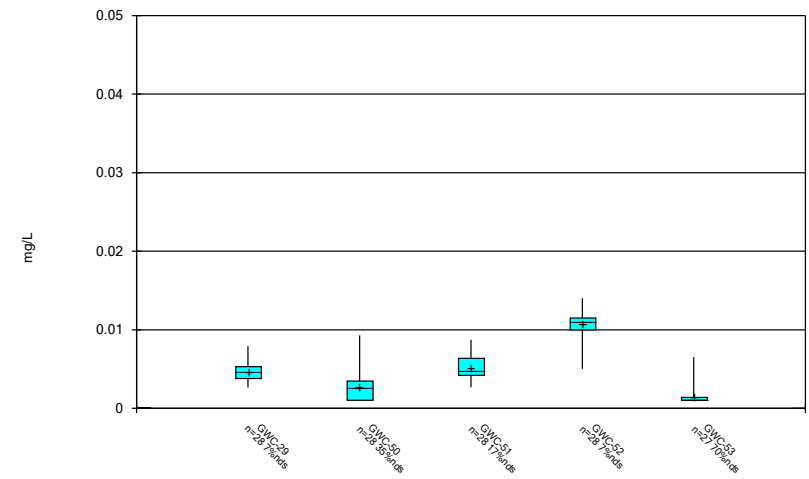
Constituent: Total Dissolved Solids Analysis Run 5/26/2023 12:19 PM
 Plant Scherer Client: Southern Company Data: Scherer PAC-CCR

Box & Whiskers Plot



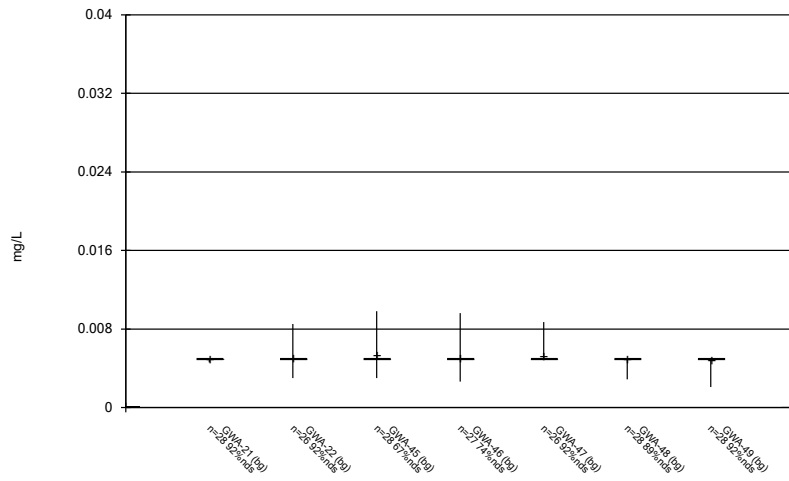
Constituent: Vanadium, Total Analysis Run 5/26/2023 12:19 PM
 Plant Scherer Client: Southern Company Data: Scherer PAC-CCR

Box & Whiskers Plot



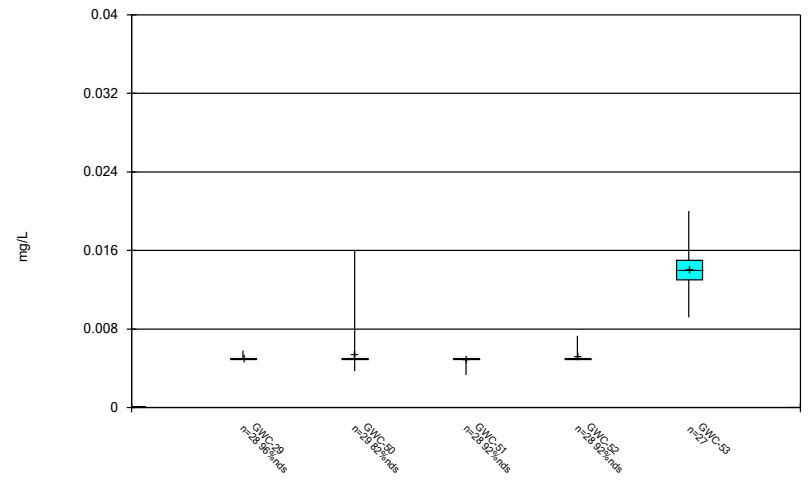
Constituent: Vanadium, Total Analysis Run 5/26/2023 12:19 PM
 Plant Scherer Client: Southern Company Data: Scherer PAC-CCR

Box & Whiskers Plot



Constituent: Zinc, Total Analysis Run 5/26/2023 12:19 PM
 Plant Scherer Client: Southern Company Data: Scherer PAC-CCR

Box & Whiskers Plot



Constituent: Zinc, Total Analysis Run 5/26/2023 12:19 PM
 Plant Scherer Client: Southern Company Data: Scherer PAC-CCR

FIGURE C.

Outlier Summary

Plant Scherer Client: Southern Company Data: Scherer PAC-CCR Printed 5/3/2023, 4:11 PM

	GWA-48 Vanadium, Total (mg/L)	GWC-53 Vanadium, Total (mg/L)	GWA-22 Zinc, Total (mg/L)	GWA-46 Zinc, Total (mg/L)	GWA-47 Zinc, Total (mg/L)
12/20/2010					
12/21/2010					
12/22/2010					
2/14/2011					
10/25/2011	0.012 (O)				
5/1/2012					
11/8/2012			0.013 (O)		
11/4/2013					
11/5/2013					
5/23/2014				0.014 (O)	
5/20/2015					
5/21/2015					
5/22/2015					
5/25/2015					
11/13/2015		0.039 (O)			
4/8/2016	0.0136 (O)				
4/11/2016					
6/14/2016					
12/19/2016					
2/13/2017					
10/9/2017					
3/26/2018					
10/3/2018					
3/27/2019					
9/12/2019					
12/2/2019					
3/19/2020					
9/11/2020					
4/2/2021					

Tukey's Outlier Test - Significant Results

Plant Scherer Client: Southern Company Data: Scherer PAC-CCR Printed 5/26/2023, 12:27 PM

Constituent	Well	Outlier	Value(s)	Method	Alpha	N	Mean	Std. Dev.	Distribution	Normality Test
Barium, Total (mg/L)	GWA-46 (bg)	Yes	0.048	NP	NaN	32	0.02077	0.00529	ln(x)	ShapiroWilk
Barium, Total (mg/L)	GWA-48 (bg)	Yes	0.055,0.05	NP	NaN	32	0.01721	0.01017	ln(x)	ShapiroWilk
Barium, Total (mg/L)	GWC-50	Yes	0.029	NP	NaN	32	0.01258	0.003429	ln(x)	ShapiroWilk
Barium, Total (mg/L)	GWC-51	Yes	0.005,0.019	NP	NaN	32	0.01003	0.002106	ln(x)	ShapiroWilk
Barium, Total (mg/L)	GWC-52	Yes	0.0048	NP	NaN	32	0.01286	0.003883	x^(1/3)	ShapiroWilk
Calcium (mg/L)	GWA-47 (bg)	Yes	9.6,10,10,13	NP	NaN	19	11.08	0.7819	ln(x)	ShapiroWilk
Chloride (mg/L)	GWA-45 (bg)	Yes	8.05,12,13,13,13	NP	NaN	19	10.33	1.373	ln(x)	ShapiroWilk
Chromium, Total (mg/L)	GWC-29	Yes	0.0038,0.0039	NP	NaN	32	0.002063	0.0006529	ln(x)	ShapiroWilk
Chromium, Total (mg/L)	GWC-53	Yes	0.0033,0.0035,0.0041,0.0013,0.0013,0.0012	NP	NaN	32	0.002075	0.0006101	ln(x)	ShapiroWilk
Copper, Total (mg/L)	GWA-48 (bg)	Yes	0.0084,0.013	NP	NaN	27	0.002906	0.002523	ln(x)	ShapiroWilk
Lead, Total (mg/L)	GWA-45 (bg)	Yes	0.0027,0.0026,0.0026,0.005,0.0031,0.00019	NP	NaN	32	0.001422	0.0009401	x^(1/3)	ShapiroWilk
Lead, Total (mg/L)	GWA-47 (bg)	Yes	0.0054,0.0062,0.0049	NP	NaN	32	0.001696	0.001438	ln(x)	ShapiroWilk
Lead, Total (mg/L)	GWA-48 (bg)	Yes	0.0064,0.0002	NP	NaN	32	0.001622	0.001327	ln(x)	ShapiroWilk
Nickel, Total (mg/L)	GWC-51	Yes	0.0018,0.0021,0.0021,0.0019,0.002,0.002,0.0034	NP	NaN	27	0.002407	0.000296	ln(x)	ShapiroWilk
pH (S.U.)	GWA-46 (bg)	Yes	6.83	NP	NaN	24	5.885	0.2155	ln(x)	ShapiroWilk
pH (S.U.)	GWC-51	Yes	8.36	NP	NaN	26	5.972	0.4914	ln(x)	ShapiroWilk
pH (S.U.)	GWC-52	Yes	7.63	NP	NaN	26	6.696	0.2007	ln(x)	ShapiroWilk
pH (S.U.)	GWC-53	Yes	7.725	NP	NaN	24	5.687	0.4404	ln(x)	ShapiroWilk
Sulfate (mg/L)	GWA-46 (bg)	Yes	0.594,0.52,0.61,0.39,1.1	NP	NaN	19	0.9055	0.2054	x^6	ShapiroWilk
Vanadium, Total (mg/L)	GWA-21 (bg)	Yes	0.0014,0.0072,0.004	NP	NaN	27	0.00276	0.0009979	ln(x)	ShapiroWilk
Vanadium, Total (mg/L)	GWA-45 (bg)	Yes	0.0036,0.0062,0.0031	NP	NaN	27	0.001852	0.001055	ln(x)	ShapiroWilk
Vanadium, Total (mg/L)	GWA-46 (bg)	Yes	0.02	NP	NaN	27	0.003923	0.00347	ln(x)	ShapiroWilk
Vanadium, Total (mg/L)	GWC-50	Yes	0.0093	NP	NaN	27	0.00365	0.001311	ln(x)	ShapiroWilk
Vanadium, Total (mg/L)	GWC-53	Yes	0.0065,0.0136,0.0041	NP	NaN	27	0.001935	0.00264	ln(x)	ShapiroWilk

Tukey's Outlier Test - All Results

Plant Scherer Client: Southern Company Data: Scherer PAC-CCR Printed 5/26/2023, 12:27 PM

Constituent	Well	Outlier	Value(s)	Method	Alpha	N	Mean	Std. Dev.	Distribution	Normality Test
Antimony, Total (mg/L)	GWA-21 (bg)	n/a	n/a	NP	NaN	32	0.001969	0.0001768	unknown	ShapiroWilk
Antimony, Total (mg/L)	GWA-22 (bg)	n/a	n/a	NP	NaN	32	0.002	0	unknown	ShapiroWilk
Antimony, Total (mg/L)	GWA-45 (bg)	n/a	n/a	NP	NaN	32	0.002	0	unknown	ShapiroWilk
Antimony, Total (mg/L)	GWA-46 (bg)	n/a	n/a	NP	NaN	32	0.00195	0.0002828	unknown	ShapiroWilk
Antimony, Total (mg/L)	GWA-47 (bg)	n/a	n/a	NP	NaN	32	0.001956	0.0002493	unknown	ShapiroWilk
Antimony, Total (mg/L)	GWA-48 (bg)	n/a	n/a	NP	NaN	32	0.001965	0.0001962	unknown	ShapiroWilk
Antimony, Total (mg/L)	GWA-49 (bg)	n/a	n/a	NP	NaN	32	0.002	0	unknown	ShapiroWilk
Antimony, Total (mg/L)	GWC-29	n/a	n/a	NP	NaN	32	0.002	0	unknown	ShapiroWilk
Antimony, Total (mg/L)	GWC-50	n/a	n/a	NP	NaN	32	0.002	0	unknown	ShapiroWilk
Antimony, Total (mg/L)	GWC-51	n/a	n/a	NP	NaN	32	0.001965	0.0001998	unknown	ShapiroWilk
Antimony, Total (mg/L)	GWC-52	n/a	n/a	NP	NaN	32	0.002	0	unknown	ShapiroWilk
Antimony, Total (mg/L)	GWC-53	n/a	n/a	NP	NaN	32	0.002	0	unknown	ShapiroWilk
Arsenic, Total (mg/L)	GWA-21 (bg)	n/a	n/a	NP	NaN	32	0.001	0	unknown	ShapiroWilk
Arsenic, Total (mg/L)	GWA-22 (bg)	n/a	n/a	NP	NaN	31	0.001	0	unknown	ShapiroWilk
Arsenic, Total (mg/L)	GWA-45 (bg)	n/a	n/a	NP	NaN	32	0.001016	0.00008839	unknown	ShapiroWilk
Arsenic, Total (mg/L)	GWA-46 (bg)	n/a	n/a	NP	NaN	32	0.001	0	unknown	ShapiroWilk
Arsenic, Total (mg/L)	GWA-47 (bg)	n/a	n/a	NP	NaN	31	0.001	0	unknown	ShapiroWilk
Arsenic, Total (mg/L)	GWA-48 (bg)	n/a	n/a	NP	NaN	32	0.0009784	0.000122	unknown	ShapiroWilk
Arsenic, Total (mg/L)	GWA-49 (bg)	n/a	n/a	NP	NaN	32	0.0009853	0.00008309	unknown	ShapiroWilk
Arsenic, Total (mg/L)	GWC-29	n/a	n/a	NP	NaN	32	0.001009	0.00005303	unknown	ShapiroWilk
Arsenic, Total (mg/L)	GWC-50	n/a	n/a	NP	NaN	32	0.000985	0.00008485	unknown	ShapiroWilk
Arsenic, Total (mg/L)	GWC-51	n/a	n/a	NP	NaN	32	0.001	0	unknown	ShapiroWilk
Arsenic, Total (mg/L)	GWC-52	n/a	n/a	NP	NaN	32	0.001	0	unknown	ShapiroWilk
Arsenic, Total (mg/L)	GWC-53	n/a	n/a	NP	NaN	31	0.001003	0.00001796	unknown	ShapiroWilk
Barium, Total (mg/L)	GWA-21 (bg)	No	n/a	NP	NaN	32	0.02207	0.004899	x^3	ShapiroWilk
Barium, Total (mg/L)	GWA-22 (bg)	No	n/a	NP	NaN	32	0.02445	0.002838	ln(x)	ShapiroWilk
Barium, Total (mg/L)	GWA-45 (bg)	No	n/a	NP	NaN	33	0.04975	0.03379	ln(x)	ShapiroWilk
Barium, Total (mg/L)	GWA-46 (bg)	Yes	0.048	NP	NaN	32	0.02077	0.00529	ln(x)	ShapiroWilk
Barium, Total (mg/L)	GWA-47 (bg)	No	n/a	NP	NaN	32	0.03141	0.01227	ln(x)	ShapiroWilk
Barium, Total (mg/L)	GWA-48 (bg)	Yes	0.055,0.05	NP	NaN	32	0.01721	0.01017	ln(x)	ShapiroWilk
Barium, Total (mg/L)	GWA-49 (bg)	No	n/a	NP	NaN	32	0.01963	0.001622	ln(x)	ShapiroWilk
Barium, Total (mg/L)	GWC-29	No	n/a	NP	NaN	32	0.01665	0.002457	ln(x)	ShapiroWilk
Barium, Total (mg/L)	GWC-50	Yes	0.029	NP	NaN	32	0.01258	0.003429	ln(x)	ShapiroWilk
Barium, Total (mg/L)	GWC-51	Yes	0.005,0.019	NP	NaN	32	0.01003	0.002106	ln(x)	ShapiroWilk
Barium, Total (mg/L)	GWC-52	Yes	0.0048	NP	NaN	32	0.01286	0.003883	x^(1/3)	ShapiroWilk
Barium, Total (mg/L)	GWC-53	No	n/a	NP	NaN	32	0.05903	0.02008	ln(x)	ShapiroWilk
Beryllium, Total (mg/L)	GWA-21 (bg)	n/a	n/a	NP	NaN	32	0.0025	0	unknown	ShapiroWilk
Beryllium, Total (mg/L)	GWA-22 (bg)	n/a	n/a	NP	NaN	32	0.002428	0.0004084	unknown	ShapiroWilk
Beryllium, Total (mg/L)	GWA-45 (bg)	n/a	n/a	NP	NaN	32	0.0025	0	unknown	ShapiroWilk
Beryllium, Total (mg/L)	GWA-46 (bg)	n/a	n/a	NP	NaN	32	0.0025	0	unknown	ShapiroWilk
Beryllium, Total (mg/L)	GWA-47 (bg)	n/a	n/a	NP	NaN	32	0.0025	0	unknown	ShapiroWilk
Beryllium, Total (mg/L)	GWA-48 (bg)	n/a	n/a	NP	NaN	32	0.0025	0	unknown	ShapiroWilk
Beryllium, Total (mg/L)	GWA-49 (bg)	n/a	n/a	NP	NaN	32	0.0025	0	unknown	ShapiroWilk
Beryllium, Total (mg/L)	GWC-29	n/a	n/a	NP	NaN	32	0.0025	0	unknown	ShapiroWilk
Beryllium, Total (mg/L)	GWC-50	n/a	n/a	NP	NaN	32	0.0025	0	unknown	ShapiroWilk
Beryllium, Total (mg/L)	GWC-51	n/a	n/a	NP	NaN	32	0.002422	0.0004384	unknown	ShapiroWilk
Beryllium, Total (mg/L)	GWC-52	n/a	n/a	NP	NaN	32	0.0025	0	unknown	ShapiroWilk
Beryllium, Total (mg/L)	GWC-53	n/a	n/a	NP	NaN	32	0.0025	0	unknown	ShapiroWilk
Boron (mg/L)	GWA-21 (bg)	n/a	n/a	NP	NaN	19	0.07443	0.01878	unknown	ShapiroWilk
Boron (mg/L)	GWA-22 (bg)	n/a	n/a	NP	NaN	19	0.08	0	unknown	ShapiroWilk
Boron (mg/L)	GWA-45 (bg)	No	n/a	NP	NaN	19	0.6966	0.3259	normal	ShapiroWilk
Boron (mg/L)	GWA-46 (bg)	n/a	n/a	NP	NaN	19	0.08	0	unknown	ShapiroWilk
Boron (mg/L)	GWA-47 (bg)	n/a	n/a	NP	NaN	19	0.07583	0.01817	unknown	ShapiroWilk
Boron (mg/L)	GWA-48 (bg)	n/a	n/a	NP	NaN	19	0.07811	0.008259	unknown	ShapiroWilk
Boron (mg/L)	GWA-49 (bg)	n/a	n/a	NP	NaN	19	0.08	0	unknown	ShapiroWilk
Boron (mg/L)	GWC-29	n/a	n/a	NP	NaN	19	0.0759	0.01787	unknown	ShapiroWilk

Tukey's Outlier Test - All Results

Plant Scherer Client: Southern Company Data: Scherer PAC-CCR Printed 5/26/2023, 12:27 PM

Constituent	Well	Outlier	Value(s)	Method	Alpha	N	Mean	Std. Dev.	Distribution	Normality Test
Boron (mg/L)	GWC-50	n/a	n/a	NP	NaN	19	0.08	0	unknown	ShapiroWilk
Boron (mg/L)	GWC-51	n/a	n/a	NP	NaN	19	0.08	0	unknown	ShapiroWilk
Boron (mg/L)	GWC-52	n/a	n/a	NP	NaN	19	0.08	0	unknown	ShapiroWilk
Boron (mg/L)	GWC-53	No	n/a	NP	NaN	19	0.946	0.06939	x^2	ShapiroWilk
Cadmium, Total (mg/L)	GWA-21 (bg)	n/a	n/a	NP	NaN	32	0.0025	0	unknown	ShapiroWilk
Cadmium, Total (mg/L)	GWA-22 (bg)	n/a	n/a	NP	NaN	32	0.0025	0	unknown	ShapiroWilk
Cadmium, Total (mg/L)	GWA-45 (bg)	n/a	n/a	NP	NaN	32	0.0025	0	unknown	ShapiroWilk
Cadmium, Total (mg/L)	GWA-46 (bg)	n/a	n/a	NP	NaN	32	0.0025	0	unknown	ShapiroWilk
Cadmium, Total (mg/L)	GWA-47 (bg)	n/a	n/a	NP	NaN	32	0.002472	0.0001591	unknown	ShapiroWilk
Cadmium, Total (mg/L)	GWA-48 (bg)	n/a	n/a	NP	NaN	32	0.0025	0	unknown	ShapiroWilk
Cadmium, Total (mg/L)	GWA-49 (bg)	n/a	n/a	NP	NaN	32	0.0025	0	unknown	ShapiroWilk
Cadmium, Total (mg/L)	GWC-29	n/a	n/a	NP	NaN	32	0.0025	0	unknown	ShapiroWilk
Cadmium, Total (mg/L)	GWC-50	n/a	n/a	NP	NaN	32	0.002424	0.0004289	unknown	ShapiroWilk
Cadmium, Total (mg/L)	GWC-51	n/a	n/a	NP	NaN	32	0.0025	0	unknown	ShapiroWilk
Cadmium, Total (mg/L)	GWC-52	n/a	n/a	NP	NaN	32	0.0025	0	unknown	ShapiroWilk
Cadmium, Total (mg/L)	GWC-53	n/a	n/a	NP	NaN	32	0.0025	0	unknown	ShapiroWilk
Calcium (mg/L)	GWA-21 (bg)	No	n/a	NP	NaN	19	8.656	1.24	ln(x)	ShapiroWilk
Calcium (mg/L)	GWA-22 (bg)	No	n/a	NP	NaN	19	7.211	1.352	ln(x)	ShapiroWilk
Calcium (mg/L)	GWA-45 (bg)	No	n/a	NP	NaN	19	34.49	6.119	x^2	ShapiroWilk
Calcium (mg/L)	GWA-46 (bg)	No	n/a	NP	NaN	19	5.804	0.6047	ln(x)	ShapiroWilk
Calcium (mg/L)	GWA-47 (bg)	Yes	9.6,10,10,13	NP	NaN	19	11.08	0.7819	ln(x)	ShapiroWilk
Calcium (mg/L)	GWA-48 (bg)	No	n/a	NP	NaN	19	12.42	0.8216	x^3	ShapiroWilk
Calcium (mg/L)	GWA-49 (bg)	No	n/a	NP	NaN	19	14.18	0.7848	ln(x)	ShapiroWilk
Calcium (mg/L)	GWC-29	No	n/a	NP	NaN	19	11.8	3.072	ln(x)	ShapiroWilk
Calcium (mg/L)	GWC-50	No	n/a	NP	NaN	19	7.149	0.4569	normal	ShapiroWilk
Calcium (mg/L)	GWC-51	No	n/a	NP	NaN	19	6.811	0.5301	sqrt(x)	ShapiroWilk
Calcium (mg/L)	GWC-52	No	n/a	NP	NaN	19	15.64	3.322	ln(x)	ShapiroWilk
Calcium (mg/L)	GWC-53	No	n/a	NP	NaN	19	17.21	1.657	x^4	ShapiroWilk
Chloride (mg/L)	GWA-21 (bg)	No	n/a	NP	NaN	19	3.412	0.4825	x^3	ShapiroWilk
Chloride (mg/L)	GWA-22 (bg)	No	n/a	NP	NaN	19	2.747	0.9119	ln(x)	ShapiroWilk
Chloride (mg/L)	GWA-45 (bg)	Yes	8.05,12,13,13,13	NP	NaN	19	10.33	1.373	ln(x)	ShapiroWilk
Chloride (mg/L)	GWA-46 (bg)	No	n/a	NP	NaN	19	3.853	0.9159	ln(x)	ShapiroWilk
Chloride (mg/L)	GWA-47 (bg)	No	n/a	NP	NaN	19	1.514	0.16	ln(x)	ShapiroWilk
Chloride (mg/L)	GWA-48 (bg)	No	n/a	NP	NaN	19	1.792	0.2539	ln(x)	ShapiroWilk
Chloride (mg/L)	GWA-49 (bg)	No	n/a	NP	NaN	19	2.083	0.1331	ln(x)	ShapiroWilk
Chloride (mg/L)	GWC-29	No	n/a	NP	NaN	19	3.335	0.5275	x^4	ShapiroWilk
Chloride (mg/L)	GWC-50	No	n/a	NP	NaN	19	1.936	0.1293	x^3	ShapiroWilk
Chloride (mg/L)	GWC-51	No	n/a	NP	NaN	19	6.752	1.241	x^5	ShapiroWilk
Chloride (mg/L)	GWC-52	No	n/a	NP	NaN	19	7.496	1.808	x^6	ShapiroWilk
Chloride (mg/L)	GWC-53	No	n/a	NP	NaN	19	11.12	1.299	ln(x)	ShapiroWilk
Chromium, Total (mg/L)	GWA-21 (bg)	No	n/a	NP	NaN	32	0.00354	0.002094	ln(x)	ShapiroWilk
Chromium, Total (mg/L)	GWA-22 (bg)	No	n/a	NP	NaN	32	0.007084	0.002472	normal	ShapiroWilk
Chromium, Total (mg/L)	GWA-45 (bg)	n/a	n/a	NP	NaN	32	0.002084	0.000396	unknown	ShapiroWilk
Chromium, Total (mg/L)	GWA-46 (bg)	No	n/a	NP	NaN	32	0.004815	0.001184	ln(x)	ShapiroWilk
Chromium, Total (mg/L)	GWA-47 (bg)	No	n/a	NP	NaN	32	0.01211	0.01009	ln(x)	ShapiroWilk
Chromium, Total (mg/L)	GWA-48 (bg)	No	n/a	NP	NaN	32	0.007777	0.005025	ln(x)	ShapiroWilk
Chromium, Total (mg/L)	GWA-49 (bg)	No	n/a	NP	NaN	32	0.006328	0.001438	ln(x)	ShapiroWilk
Chromium, Total (mg/L)	GWC-29	Yes	0.0038,0.0039	NP	NaN	32	0.002063	0.0006529	ln(x)	ShapiroWilk
Chromium, Total (mg/L)	GWC-50	No	n/a	NP	NaN	32	0.004643	0.00111	ln(x)	ShapiroWilk
Chromium, Total (mg/L)	GWC-51	No	n/a	NP	NaN	32	0.003865	0.001407	ln(x)	ShapiroWilk
Chromium, Total (mg/L)	GWC-52	No	n/a	NP	NaN	32	0.01487	0.009705	ln(x)	ShapiroWilk
Chromium, Total (mg/L)	GWC-53	Yes	0.0033,0.0035,0.0041,0.0013,0.0013,0.0012	NP	NaN	32	0.002075	0.0006101	ln(x)	ShapiroWilk
Cobalt, Total (mg/L)	GWA-21 (bg)	No	n/a	NP	NaN	32	0.001764	0.001004	x^(1/3)	ShapiroWilk
Cobalt, Total (mg/L)	GWA-22 (bg)	No	n/a	NP	NaN	32	0.002007	0.0009463	normal	ShapiroWilk
Cobalt, Total (mg/L)	GWA-45 (bg)	No	n/a	NP	NaN	32	0.004752	0.003731	ln(x)	ShapiroWilk
Cobalt, Total (mg/L)	GWA-46 (bg)	n/a	n/a	NP	NaN	32	0.002278	0.0007031	unknown	ShapiroWilk

Tukey's Outlier Test - All Results

Plant Scherer Client: Southern Company Data: Scherer PAC-CCR Printed 5/26/2023, 12:27 PM

Constituent	Well	Outlier	Value(s)	Method	Alpha	N	Mean	Std. Dev.	Distribution	Normality Test
Cobalt, Total (mg/L)	GWA-47 (bg)	n/a	n/a	NP	NaN	32	0.002311	0.0009138	unknown	ShapiroWilk
Cobalt, Total (mg/L)	GWA-48 (bg)	n/a	n/a	NP	NaN	32	0.00233	0.0007335	unknown	ShapiroWilk
Cobalt, Total (mg/L)	GWA-49 (bg)	n/a	n/a	NP	NaN	32	0.002168	0.0007875	unknown	ShapiroWilk
Cobalt, Total (mg/L)	GWC-29	n/a	n/a	NP	NaN	32	0.002427	0.0004154	unknown	ShapiroWilk
Cobalt, Total (mg/L)	GWC-50	n/a	n/a	NP	NaN	32	0.002445	0.0003111	unknown	ShapiroWilk
Cobalt, Total (mg/L)	GWC-51	n/a	n/a	NP	NaN	32	0.002294	0.0006537	unknown	ShapiroWilk
Cobalt, Total (mg/L)	GWC-52	n/a	n/a	NP	NaN	32	0.0025	0	unknown	ShapiroWilk
Cobalt, Total (mg/L)	GWC-53	No	n/a	NP	NaN	32	0.008566	0.003976	sqrt(x)	ShapiroWilk
Copper, Total (mg/L)	GWA-21 (bg)	n/a	n/a	NP	NaN	27	0.001991	0.0003115	unknown	ShapiroWilk
Copper, Total (mg/L)	GWA-22 (bg)	n/a	n/a	NP	NaN	27	0.004833	0.01462	unknown	ShapiroWilk
Copper, Total (mg/L)	GWA-45 (bg)	n/a	n/a	NP	NaN	27	0.002023	0.00038	unknown	ShapiroWilk
Copper, Total (mg/L)	GWA-46 (bg)	n/a	n/a	NP	NaN	27	0.002704	0.003657	unknown	ShapiroWilk
Copper, Total (mg/L)	GWA-47 (bg)	No	n/a	NP	NaN	27	0.008907	0.01243	ln(x)	ShapiroWilk
Copper, Total (mg/L)	GWA-48 (bg)	Yes	0.0084,0.013	NP	NaN	27	0.002906	0.002523	ln(x)	ShapiroWilk
Copper, Total (mg/L)	GWA-49 (bg)	n/a	n/a	NP	NaN	27	0.002019	0.000245	unknown	ShapiroWilk
Copper, Total (mg/L)	GWC-29	n/a	n/a	NP	NaN	27	0.002041	0.0002117	unknown	ShapiroWilk
Copper, Total (mg/L)	GWC-50	n/a	n/a	NP	NaN	27	0.002111	0.0005591	unknown	ShapiroWilk
Copper, Total (mg/L)	GWC-51	n/a	n/a	NP	NaN	27	0.001993	0.0001685	unknown	ShapiroWilk
Copper, Total (mg/L)	GWC-52	n/a	n/a	NP	NaN	27	0.002	0	unknown	ShapiroWilk
Copper, Total (mg/L)	GWC-53	n/a	n/a	NP	NaN	27	0.002	0	unknown	ShapiroWilk
Fluoride (mg/L)	GWA-21 (bg)	No	n/a	NP	NaN	19	0.06584	0.0218	normal	ShapiroWilk
Fluoride (mg/L)	GWA-22 (bg)	No	n/a	NP	NaN	19	0.06553	0.0235	x^6	ShapiroWilk
Fluoride (mg/L)	GWA-45 (bg)	No	n/a	NP	NaN	19	0.08353	0.02869	ln(x)	ShapiroWilk
Fluoride (mg/L)	GWA-46 (bg)	No	n/a	NP	NaN	19	0.08363	0.0298	x^6	ShapiroWilk
Fluoride (mg/L)	GWA-47 (bg)	No	n/a	NP	NaN	19	0.08253	0.02627	normal	ShapiroWilk
Fluoride (mg/L)	GWA-48 (bg)	No	n/a	NP	NaN	19	0.06537	0.02113	x^(1/3)	ShapiroWilk
Fluoride (mg/L)	GWA-49 (bg)	No	n/a	NP	NaN	19	0.06432	0.02081	ln(x)	ShapiroWilk
Fluoride (mg/L)	GWC-29	No	n/a	NP	NaN	19	0.06642	0.02122	ln(x)	ShapiroWilk
Fluoride (mg/L)	GWC-50	No	n/a	NP	NaN	19	0.07926	0.02906	ln(x)	ShapiroWilk
Fluoride (mg/L)	GWC-51	No	n/a	NP	NaN	19	0.07947	0.02895	x^(1/3)	ShapiroWilk
Fluoride (mg/L)	GWC-52	No	n/a	NP	NaN	19	0.06995	0.01818	x^3	ShapiroWilk
Fluoride (mg/L)	GWC-53	n/a	n/a	NP	NaN	19	0.09105	0.02153	unknown	ShapiroWilk
Lead, Total (mg/L)	GWA-21 (bg)	n/a	n/a	NP	NaN	32	0.001422	0.0008768	unknown	ShapiroWilk
Lead, Total (mg/L)	GWA-22 (bg)	n/a	n/a	NP	NaN	32	0.001254	0.0008681	unknown	ShapiroWilk
Lead, Total (mg/L)	GWA-45 (bg)	Yes	0.0027,0.0026,0.0026,0.005,0.0031,0.00019	NP	NaN	32	0.001422	0.0009401	x^(1/3)	ShapiroWilk
Lead, Total (mg/L)	GWA-46 (bg)	n/a	n/a	NP	NaN	32	0.001297	0.0007249	unknown	ShapiroWilk
Lead, Total (mg/L)	GWA-47 (bg)	Yes	0.0054,0.0062,0.0049	NP	NaN	32	0.001696	0.001438	ln(x)	ShapiroWilk
Lead, Total (mg/L)	GWA-48 (bg)	Yes	0.0064,0.0002	NP	NaN	32	0.001622	0.001327	ln(x)	ShapiroWilk
Lead, Total (mg/L)	GWA-49 (bg)	No	n/a	NP	NaN	32	0.001784	0.001493	ln(x)	ShapiroWilk
Lead, Total (mg/L)	GWC-29	n/a	n/a	NP	NaN	32	0.001331	0.0007588	unknown	ShapiroWilk
Lead, Total (mg/L)	GWC-50	n/a	n/a	NP	NaN	32	0.001385	0.0009912	unknown	ShapiroWilk
Lead, Total (mg/L)	GWC-51	n/a	n/a	NP	NaN	32	0.001354	0.0008702	unknown	ShapiroWilk
Lead, Total (mg/L)	GWC-52	No	n/a	NP	NaN	32	0.001819	0.001476	sqrt(x)	ShapiroWilk
Lead, Total (mg/L)	GWC-53	n/a	n/a	NP	NaN	32	0.001024	0.0003228	unknown	ShapiroWilk
Mercury, Total (mg/L)	GWA-21 (bg)	n/a	n/a	NP	NaN	32	0.0001965	0.00001998	unknown	ShapiroWilk
Mercury, Total (mg/L)	GWA-22 (bg)	n/a	n/a	NP	NaN	32	0.0001965	0.00001998	unknown	ShapiroWilk
Mercury, Total (mg/L)	GWA-45 (bg)	n/a	n/a	NP	NaN	32	0.0001965	0.00001962	unknown	ShapiroWilk
Mercury, Total (mg/L)	GWA-46 (bg)	n/a	n/a	NP	NaN	32	0.0001937	0.000025	unknown	ShapiroWilk
Mercury, Total (mg/L)	GWA-47 (bg)	n/a	n/a	NP	NaN	32	0.0001929	0.00002795	unknown	ShapiroWilk
Mercury, Total (mg/L)	GWA-48 (bg)	n/a	n/a	NP	NaN	32	0.000193	0.00002756	unknown	ShapiroWilk
Mercury, Total (mg/L)	GWA-49 (bg)	n/a	n/a	NP	NaN	32	0.0001965	0.0000198	unknown	ShapiroWilk
Mercury, Total (mg/L)	GWC-29	n/a	n/a	NP	NaN	32	0.0001966	0.00001927	unknown	ShapiroWilk
Mercury, Total (mg/L)	GWC-50	n/a	n/a	NP	NaN	32	0.0001965	0.00001962	unknown	ShapiroWilk
Mercury, Total (mg/L)	GWC-51	n/a	n/a	NP	NaN	32	0.0002	0	unknown	ShapiroWilk
Mercury, Total (mg/L)	GWC-52	n/a	n/a	NP	NaN	32	0.0001963	0.00002086	unknown	ShapiroWilk
Mercury, Total (mg/L)	GWC-53	n/a	n/a	NP	NaN	32	0.0002	0	unknown	ShapiroWilk

Tukey's Outlier Test - All Results

Plant Scherer Client: Southern Company Data: Scherer PAC-CCR Printed 5/26/2023, 12:27 PM

Constituent	Well	Outlier	Value(s)	Method	Alpha	N	Mean	Std. Dev.	Distribution	Normality Test
Nickel, Total (mg/L)	GWA-21 (bg)	n/a	n/a	NP	NaN	27	0.001017	0.0003219	unknown	ShapiroWilk
Nickel, Total (mg/L)	GWA-22 (bg)	n/a	n/a	NP	NaN	27	0.001036	0.0004317	unknown	ShapiroWilk
Nickel, Total (mg/L)	GWA-45 (bg)	n/a	n/a	NP	NaN	27	0.0009515	0.000114	unknown	ShapiroWilk
Nickel, Total (mg/L)	GWA-46 (bg)	n/a	n/a	NP	NaN	27	0.001054	0.0005086	unknown	ShapiroWilk
Nickel, Total (mg/L)	GWA-47 (bg)	No	n/a	NP	NaN	27	0.00387	0.005649	x^(1/3)	ShapiroWilk
Nickel, Total (mg/L)	GWA-48 (bg)	No	n/a	NP	NaN	27	0.002698	0.003391	ln(x)	ShapiroWilk
Nickel, Total (mg/L)	GWA-49 (bg)	n/a	n/a	NP	NaN	27	0.0009841	0.0002282	unknown	ShapiroWilk
Nickel, Total (mg/L)	GWC-29	No	n/a	NP	NaN	27	0.004177	0.0005553	ln(x)	ShapiroWilk
Nickel, Total (mg/L)	GWC-50	n/a	n/a	NP	NaN	27	0.001911	0.0004685	unknown	ShapiroWilk
Nickel, Total (mg/L)	GWC-51	Yes	0.0018,0.0021,0.0021,0.0019,0.002,0.002,0.0034	NP	NaN	27	0.002407	0.000296	ln(x)	ShapiroWilk
Nickel, Total (mg/L)	GWC-52	n/a	n/a	NP	NaN	27	0.001	0	unknown	ShapiroWilk
Nickel, Total (mg/L)	GWC-53	n/a	n/a	NP	NaN	27	0.006581	0.001037	unknown	ShapiroWilk
pH (S.U.)	GWA-21 (bg)	No	n/a	NP	NaN	21	5.818	0.107	ln(x)	ShapiroWilk
pH (S.U.)	GWA-22 (bg)	No	n/a	NP	NaN	22	5.928	0.187	ln(x)	ShapiroWilk
pH (S.U.)	GWA-45 (bg)	No	n/a	NP	NaN	23	6.094	0.1683	ln(x)	ShapiroWilk
pH (S.U.)	GWA-46 (bg)	Yes	6.83	NP	NaN	24	5.885	0.2155	ln(x)	ShapiroWilk
pH (S.U.)	GWA-47 (bg)	No	n/a	NP	NaN	26	6.458	0.07553	ln(x)	ShapiroWilk
pH (S.U.)	GWA-48 (bg)	No	n/a	NP	NaN	24	6.783	0.09157	x^6	ShapiroWilk
pH (S.U.)	GWA-49 (bg)	No	n/a	NP	NaN	23	6.886	0.105	ln(x)	ShapiroWilk
pH (S.U.)	GWC-29	No	n/a	NP	NaN	23	5.951	0.186	ln(x)	ShapiroWilk
pH (S.U.)	GWC-50	No	n/a	NP	NaN	24	5.824	0.06717	ln(x)	ShapiroWilk
pH (S.U.)	GWC-51	Yes	8.36	NP	NaN	26	5.972	0.4914	ln(x)	ShapiroWilk
pH (S.U.)	GWC-52	Yes	7.63	NP	NaN	26	6.696	0.2007	ln(x)	ShapiroWilk
pH (S.U.)	GWC-53	Yes	7.725	NP	NaN	24	5.687	0.4404	ln(x)	ShapiroWilk
Selenium, Total (mg/L)	GWA-21 (bg)	n/a	n/a	NP	NaN	32	0.005103	0.0004292	unknown	ShapiroWilk
Selenium, Total (mg/L)	GWA-22 (bg)	n/a	n/a	NP	NaN	32	0.004909	0.0003514	unknown	ShapiroWilk
Selenium, Total (mg/L)	GWA-45 (bg)	n/a	n/a	NP	NaN	32	0.004992	0.001167	unknown	ShapiroWilk
Selenium, Total (mg/L)	GWA-46 (bg)	n/a	n/a	NP	NaN	32	0.005	0	unknown	ShapiroWilk
Selenium, Total (mg/L)	GWA-47 (bg)	n/a	n/a	NP	NaN	32	0.004953	0.0005764	unknown	ShapiroWilk
Selenium, Total (mg/L)	GWA-48 (bg)	n/a	n/a	NP	NaN	32	0.005062	0.0004891	unknown	ShapiroWilk
Selenium, Total (mg/L)	GWA-49 (bg)	n/a	n/a	NP	NaN	32	0.004844	0.0007336	unknown	ShapiroWilk
Selenium, Total (mg/L)	GWC-29	n/a	n/a	NP	NaN	32	0.004835	0.0008307	unknown	ShapiroWilk
Selenium, Total (mg/L)	GWC-50	n/a	n/a	NP	NaN	32	0.004884	0.0005274	unknown	ShapiroWilk
Selenium, Total (mg/L)	GWC-51	n/a	n/a	NP	NaN	32	0.005	0	unknown	ShapiroWilk
Selenium, Total (mg/L)	GWC-52	n/a	n/a	NP	NaN	32	0.004544	0.001457	unknown	ShapiroWilk
Selenium, Total (mg/L)	GWC-53	n/a	n/a	NP	NaN	32	0.004652	0.001134	unknown	ShapiroWilk
Silver, Total (mg/L)	GWA-21 (bg)	n/a	n/a	NP	NaN	27	0.001	0	unknown	ShapiroWilk
Silver, Total (mg/L)	GWA-22 (bg)	n/a	n/a	NP	NaN	27	0.001	0	unknown	ShapiroWilk
Silver, Total (mg/L)	GWA-45 (bg)	n/a	n/a	NP	NaN	27	0.001	0	unknown	ShapiroWilk
Silver, Total (mg/L)	GWA-46 (bg)	n/a	n/a	NP	NaN	27	0.001	0	unknown	ShapiroWilk
Silver, Total (mg/L)	GWA-47 (bg)	n/a	n/a	NP	NaN	27	0.001	0	unknown	ShapiroWilk
Silver, Total (mg/L)	GWA-48 (bg)	n/a	n/a	NP	NaN	27	0.001	0	unknown	ShapiroWilk
Silver, Total (mg/L)	GWA-49 (bg)	n/a	n/a	NP	NaN	27	0.001	0	unknown	ShapiroWilk
Silver, Total (mg/L)	GWC-29	n/a	n/a	NP	NaN	27	0.001	0	unknown	ShapiroWilk
Silver, Total (mg/L)	GWC-50	n/a	n/a	NP	NaN	27	0.001	0	unknown	ShapiroWilk
Silver, Total (mg/L)	GWC-51	n/a	n/a	NP	NaN	27	0.001	0	unknown	ShapiroWilk
Silver, Total (mg/L)	GWC-52	n/a	n/a	NP	NaN	27	0.001	0	unknown	ShapiroWilk
Silver, Total (mg/L)	GWC-53	n/a	n/a	NP	NaN	27	0.001	0	unknown	ShapiroWilk
Sulfate (mg/L)	GWA-21 (bg)	No	n/a	NP	NaN	19	1.398	0.6191	ln(x)	ShapiroWilk
Sulfate (mg/L)	GWA-22 (bg)	n/a	n/a	NP	NaN	19	0.9605	0.1437	unknown	ShapiroWilk
Sulfate (mg/L)	GWA-45 (bg)	No	n/a	NP	NaN	19	151.4	18.71	x^2	ShapiroWilk
Sulfate (mg/L)	GWA-46 (bg)	Yes	0.594,0.52,0.61,0.39,1.1	NP	NaN	19	0.9055	0.2054	x^6	ShapiroWilk
Sulfate (mg/L)	GWA-47 (bg)	n/a	n/a	NP	NaN	19	0.9195	0.2102	unknown	ShapiroWilk
Sulfate (mg/L)	GWA-48 (bg)	No	n/a	NP	NaN	19	1.244	0.2097	x^(1/3)	ShapiroWilk
Sulfate (mg/L)	GWA-49 (bg)	No	n/a	NP	NaN	19	0.8646	0.2043	x^2	ShapiroWilk
Sulfate (mg/L)	GWC-29	No	n/a	NP	NaN	19	2.595	0.4419	x^3	ShapiroWilk

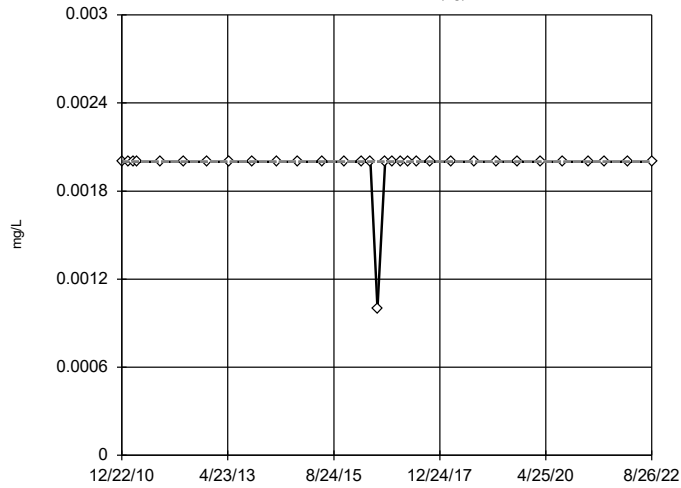
Tukey's Outlier Test - All Results

Plant Scherer Client: Southern Company Data: Scherer PAC-CCR Printed 5/26/2023, 12:27 PM

Constituent	Well	Outlier	Value(s)	Method	Alpha	N	Mean	Std. Dev.	Distribution	Normality Test
Sulfate (mg/L)	GWC-50	n/a	n/a	NP	NaN	19	0.9611	0.1434	unknown	ShapiroWilk
Sulfate (mg/L)	GWC-51	No	n/a	NP	NaN	19	1.125	0.7398	ln(x)	ShapiroWilk
Sulfate (mg/L)	GWC-52	No	n/a	NP	NaN	19	26.96	19.58	sqrt(x)	ShapiroWilk
Sulfate (mg/L)	GWC-53	No	n/a	NP	NaN	19	155.5	14.2	x^5	ShapiroWilk
Thallium, Total (mg/L)	GWA-21 (bg)	n/a	n/a	NP	NaN	32	0.0009341	0.0002125	unknown	ShapiroWilk
Thallium, Total (mg/L)	GWA-22 (bg)	n/a	n/a	NP	NaN	32	0.0009756	0.000115	unknown	ShapiroWilk
Thallium, Total (mg/L)	GWA-45 (bg)	n/a	n/a	NP	NaN	32	0.0009356	0.0002038	unknown	ShapiroWilk
Thallium, Total (mg/L)	GWA-46 (bg)	n/a	n/a	NP	NaN	32	0.001	0	unknown	ShapiroWilk
Thallium, Total (mg/L)	GWA-47 (bg)	n/a	n/a	NP	NaN	32	0.001	0	unknown	ShapiroWilk
Thallium, Total (mg/L)	GWA-48 (bg)	n/a	n/a	NP	NaN	32	0.0009566	0.0001738	unknown	ShapiroWilk
Thallium, Total (mg/L)	GWA-49 (bg)	n/a	n/a	NP	NaN	32	0.001	0	unknown	ShapiroWilk
Thallium, Total (mg/L)	GWC-29	n/a	n/a	NP	NaN	32	0.001	0	unknown	ShapiroWilk
Thallium, Total (mg/L)	GWC-50	n/a	n/a	NP	NaN	32	0.0009775	0.0001273	unknown	ShapiroWilk
Thallium, Total (mg/L)	GWC-51	n/a	n/a	NP	NaN	32	0.0009756	0.0001379	unknown	ShapiroWilk
Thallium, Total (mg/L)	GWC-52	n/a	n/a	NP	NaN	32	0.001	0	unknown	ShapiroWilk
Thallium, Total (mg/L)	GWC-53	n/a	n/a	NP	NaN	32	0.001	0	unknown	ShapiroWilk
Total Dissolved Solids (mg/L)	GWA-21 (bg)	No	n/a	NP	NaN	19	88.89	19.28	normal	ShapiroWilk
Total Dissolved Solids (mg/L)	GWA-22 (bg)	No	n/a	NP	NaN	19	68.26	16.69	x^(1/3)	ShapiroWilk
Total Dissolved Solids (mg/L)	GWA-45 (bg)	No	n/a	NP	NaN	19	281.9	45.08	normal	ShapiroWilk
Total Dissolved Solids (mg/L)	GWA-46 (bg)	No	n/a	NP	NaN	19	52.66	17.75	normal	ShapiroWilk
Total Dissolved Solids (mg/L)	GWA-47 (bg)	No	n/a	NP	NaN	19	86.95	15.37	x^3	ShapiroWilk
Total Dissolved Solids (mg/L)	GWA-48 (bg)	No	n/a	NP	NaN	19	94.05	13.98	x^2	ShapiroWilk
Total Dissolved Solids (mg/L)	GWA-49 (bg)	No	n/a	NP	NaN	19	105.8	15.36	x^4	ShapiroWilk
Total Dissolved Solids (mg/L)	GWC-29	No	n/a	NP	NaN	19	95.79	22.25	x^2	ShapiroWilk
Total Dissolved Solids (mg/L)	GWC-50	No	n/a	NP	NaN	19	70.21	20.34	x^2	ShapiroWilk
Total Dissolved Solids (mg/L)	GWC-51	No	n/a	NP	NaN	19	73.95	20.04	x^2	ShapiroWilk
Total Dissolved Solids (mg/L)	GWC-52	No	n/a	NP	NaN	19	137.1	32.07	ln(x)	ShapiroWilk
Total Dissolved Solids (mg/L)	GWC-53	No	n/a	NP	NaN	19	258.3	32.93	x^2	ShapiroWilk
Vanadium, Total (mg/L)	GWA-21 (bg)	Yes	0.0014,0.0072,0.004	NP	NaN	27	0.00276	0.0009979	ln(x)	ShapiroWilk
Vanadium, Total (mg/L)	GWA-22 (bg)	No	n/a	NP	NaN	27	0.003315	0.001534	ln(x)	ShapiroWilk
Vanadium, Total (mg/L)	GWA-45 (bg)	Yes	0.0036,0.0062,0.0031	NP	NaN	27	0.001852	0.001055	ln(x)	ShapiroWilk
Vanadium, Total (mg/L)	GWA-46 (bg)	Yes	0.02	NP	NaN	27	0.003923	0.00347	ln(x)	ShapiroWilk
Vanadium, Total (mg/L)	GWA-47 (bg)	No	n/a	NP	NaN	27	0.01056	0.007665	ln(x)	ShapiroWilk
Vanadium, Total (mg/L)	GWA-48 (bg)	No	n/a	NP	NaN	27	0.01585	0.003819	x^3	ShapiroWilk
Vanadium, Total (mg/L)	GWA-49 (bg)	No	n/a	NP	NaN	27	0.01882	0.001752	normal	ShapiroWilk
Vanadium, Total (mg/L)	GWC-29	No	n/a	NP	NaN	27	0.004641	0.001213	ln(x)	ShapiroWilk
Vanadium, Total (mg/L)	GWC-50	Yes	0.0093	NP	NaN	27	0.00365	0.001311	ln(x)	ShapiroWilk
Vanadium, Total (mg/L)	GWC-51	No	n/a	NP	NaN	27	0.005146	0.001388	ln(x)	ShapiroWilk
Vanadium, Total (mg/L)	GWC-52	No	n/a	NP	NaN	27	0.01067	0.001948	x^3	ShapiroWilk
Vanadium, Total (mg/L)	GWC-53	Yes	0.0065,0.0136,0.0041	NP	NaN	27	0.001935	0.00264	ln(x)	ShapiroWilk
Zinc, Total (mg/L)	GWA-21 (bg)	n/a	n/a	NP	NaN	27	0.004978	0.00008473	unknown	ShapiroWilk
Zinc, Total (mg/L)	GWA-22 (bg)	n/a	n/a	NP	NaN	26	0.006365	0.006705	unknown	ShapiroWilk
Zinc, Total (mg/L)	GWA-45 (bg)	n/a	n/a	NP	NaN	27	0.005235	0.001408	unknown	ShapiroWilk
Zinc, Total (mg/L)	GWA-46 (bg)	n/a	n/a	NP	NaN	27	0.005361	0.002065	unknown	ShapiroWilk
Zinc, Total (mg/L)	GWA-47 (bg)	n/a	n/a	NP	NaN	26	0.005485	0.001882	unknown	ShapiroWilk
Zinc, Total (mg/L)	GWA-48 (bg)	n/a	n/a	NP	NaN	27	0.004873	0.0004537	unknown	ShapiroWilk
Zinc, Total (mg/L)	GWA-49 (bg)	n/a	n/a	NP	NaN	27	0.004859	0.0005816	unknown	ShapiroWilk
Zinc, Total (mg/L)	GWC-29	n/a	n/a	NP	NaN	27	0.00503	0.000154	unknown	ShapiroWilk
Zinc, Total (mg/L)	GWC-50	n/a	n/a	NP	NaN	27	0.005085	0.0005829	unknown	ShapiroWilk
Zinc, Total (mg/L)	GWC-51	n/a	n/a	NP	NaN	27	0.004909	0.000351	unknown	ShapiroWilk
Zinc, Total (mg/L)	GWC-52	n/a	n/a	NP	NaN	27	0.005141	0.0005191	unknown	ShapiroWilk
Zinc, Total (mg/L)	GWC-53	No	n/a	NP	NaN	26	0.01409	0.002672	normal	ShapiroWilk

Tukey's Outlier Screening

GWA-21 (bg)

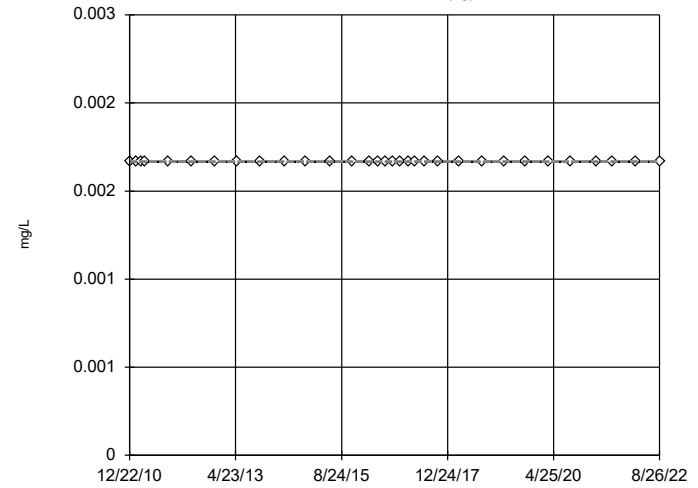


n = 32
 No outliers found.
 Tukey's method selected by user.
 Data were square transformed to achieve best W statistic (graph shown in original units).
 The results were invalidated, because the lower and upper quartiles are equal.

Constituent: Antimony, Total Analysis Run 5/26/2023 12:21 PM View: Outliers
 Plant Scherer Client: Southern Company Data: Scherer PAC-CCR

Tukey's Outlier Screening

GWA-22 (bg)

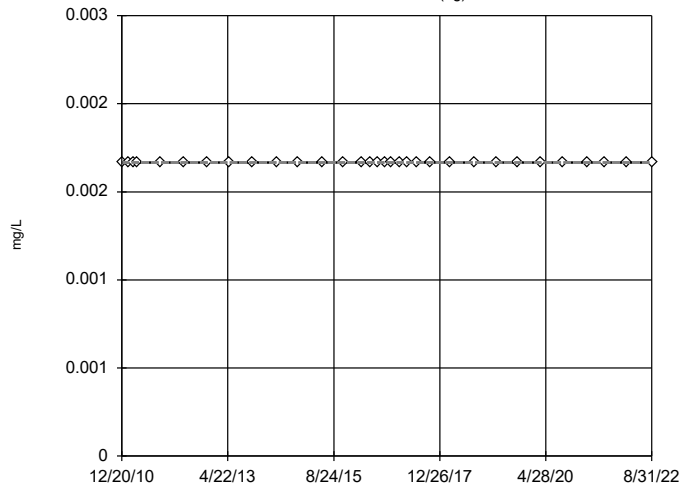


n = 32
 No outliers found.
 Tukey's method selected by user.
 Data were square root transformed to achieve best W statistic (graph shown in original units).
 The results were invalidated, because the lower and upper quartiles are equal.

Constituent: Antimony, Total Analysis Run 5/26/2023 12:21 PM View: Outliers
 Plant Scherer Client: Southern Company Data: Scherer PAC-CCR

Tukey's Outlier Screening

GWA-45 (bg)

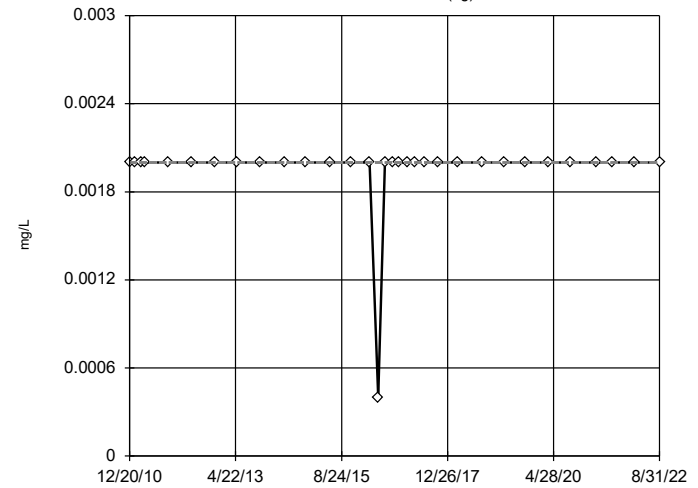


n = 32
 No outliers found.
 Tukey's method selected by user.
 Data were square root transformed to achieve best W statistic (graph shown in original units).
 The results were invalidated, because the lower and upper quartiles are equal.

Constituent: Antimony, Total Analysis Run 5/26/2023 12:21 PM View: Outliers
 Plant Scherer Client: Southern Company Data: Scherer PAC-CCR

Tukey's Outlier Screening

GWA-46 (bg)

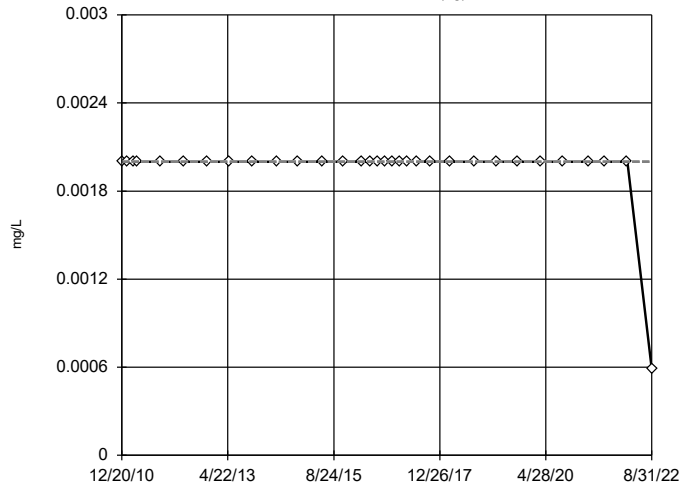


n = 32
 No outliers found.
 Tukey's method selected by user.
 Data were x^4 transformed to achieve best W statistic (graph shown in original units).
 The results were invalidated, because the lower and upper quartiles are equal.

Constituent: Antimony, Total Analysis Run 5/26/2023 12:21 PM View: Outliers
 Plant Scherer Client: Southern Company Data: Scherer PAC-CCR

Tukey's Outlier Screening

GWA-47 (bg)

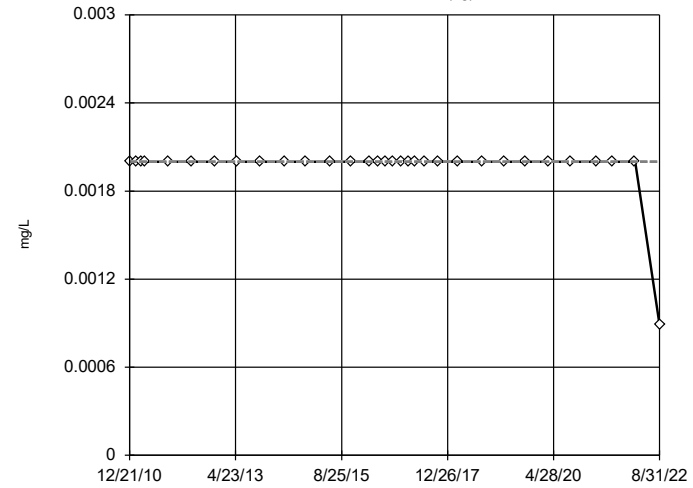


n = 32
 No outliers found.
 Tukey's method selected by user.
 Data were cube transformed to achieve best W statistic (graph shown in original units).
 The results were invalidated, because the lower and upper quartiles are equal.

Constituent: Antimony, Total Analysis Run 5/26/2023 12:21 PM View: Outliers
 Plant Scherer Client: Southern Company Data: Scherer PAC-CCR

Tukey's Outlier Screening

GWA-48 (bg)

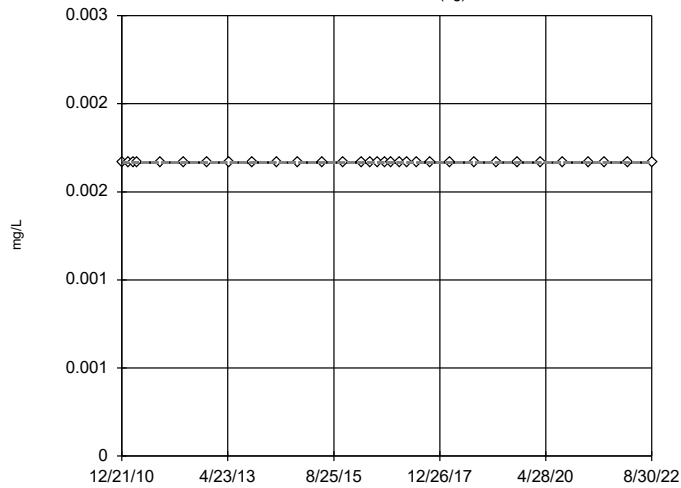


n = 32
 No outliers found.
 Tukey's method selected by user.
 Data were cube transformed to achieve best W statistic (graph shown in original units).
 The results were invalidated, because the lower and upper quartiles are equal.

Constituent: Antimony, Total Analysis Run 5/26/2023 12:21 PM View: Outliers
 Plant Scherer Client: Southern Company Data: Scherer PAC-CCR

Tukey's Outlier Screening

GWA-49 (bg)

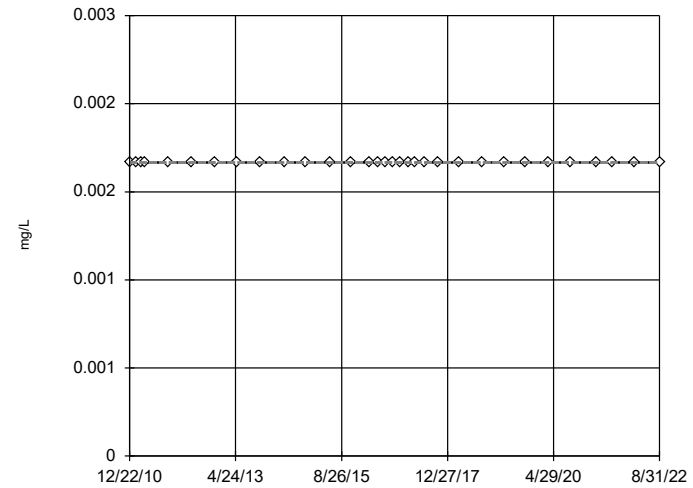


n = 32
 No outliers found.
 Tukey's method selected by user.
 Data were square root transformed to achieve best W statistic (graph shown in original units).
 The results were invalidated, because the lower and upper quartiles are equal.

Constituent: Antimony, Total Analysis Run 5/26/2023 12:21 PM View: Outliers
 Plant Scherer Client: Southern Company Data: Scherer PAC-CCR

Tukey's Outlier Screening

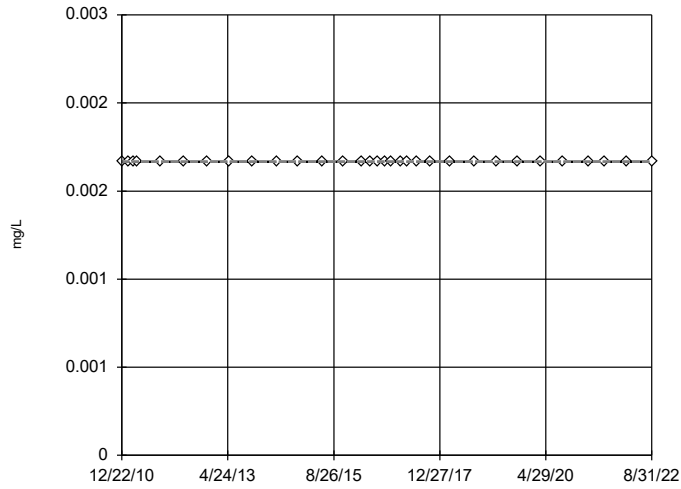
GWC-29



n = 32
 No outliers found.
 Tukey's method selected by user.
 Data were square root transformed to achieve best W statistic (graph shown in original units).
 The results were invalidated, because the lower and upper quartiles are equal.

Constituent: Antimony, Total Analysis Run 5/26/2023 12:21 PM View: Outliers
 Plant Scherer Client: Southern Company Data: Scherer PAC-CCR

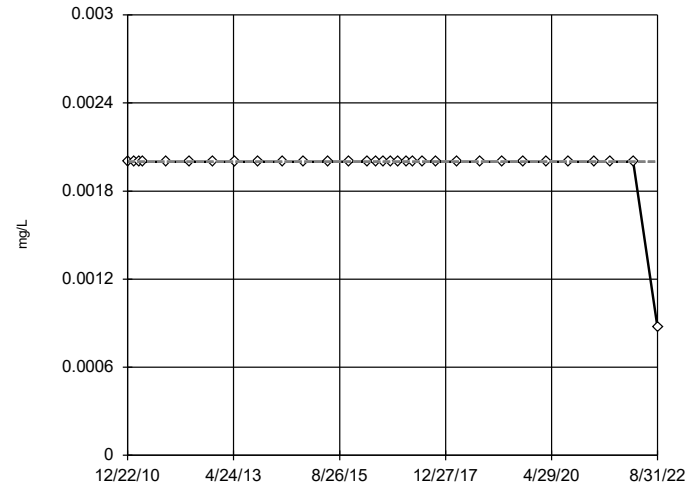
Tukey's Outlier Screening GWC-50



n = 32
 No outliers found.
 Tukey's method selected by user.
 Data were square root transformed to achieve best W statistic (graph shown in original units).
 The results were invalidated, because the lower and upper quartiles are equal.

Constituent: Antimony, Total Analysis Run 5/26/2023 12:21 PM View: Outliers
 Plant Scherer Client: Southern Company Data: Scherer PAC-CCR

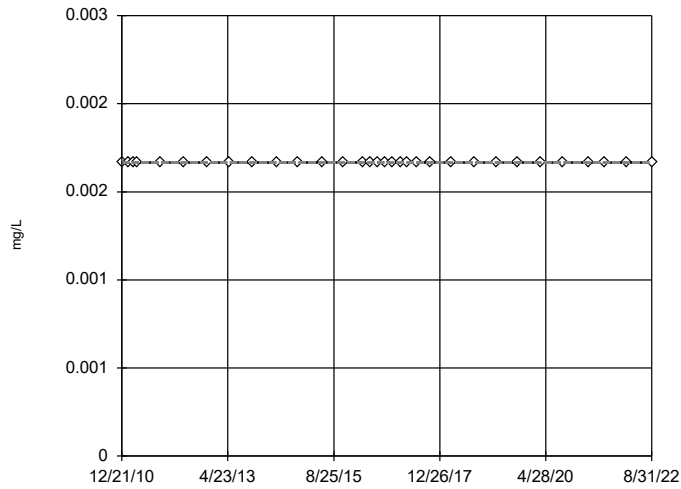
Tukey's Outlier Screening GWC-51



n = 32
 No outliers found.
 Tukey's method selected by user.
 Data were x^6 transformed to achieve best W statistic (graph shown in original units).
 The results were invalidated, because the lower and upper quartiles are equal.

Constituent: Antimony, Total Analysis Run 5/26/2023 12:21 PM View: Outliers
 Plant Scherer Client: Southern Company Data: Scherer PAC-CCR

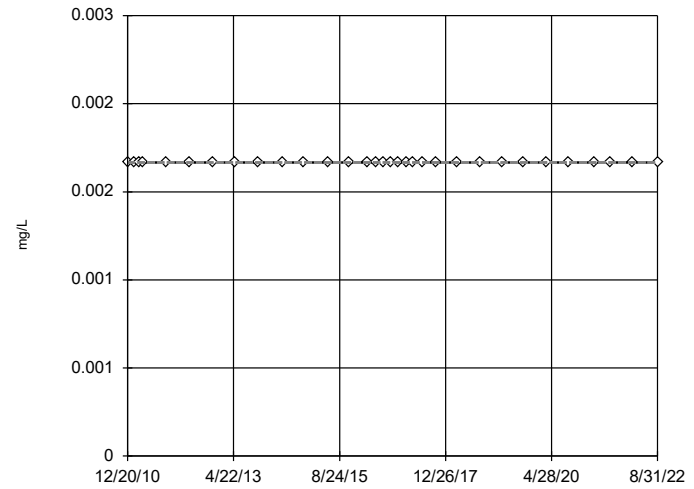
Tukey's Outlier Screening GWC-52



n = 32
 No outliers found.
 Tukey's method selected by user.
 Data were square root transformed to achieve best W statistic (graph shown in original units).
 The results were invalidated, because the lower and upper quartiles are equal.

Constituent: Antimony, Total Analysis Run 5/26/2023 12:21 PM View: Outliers
 Plant Scherer Client: Southern Company Data: Scherer PAC-CCR

Tukey's Outlier Screening GWC-53

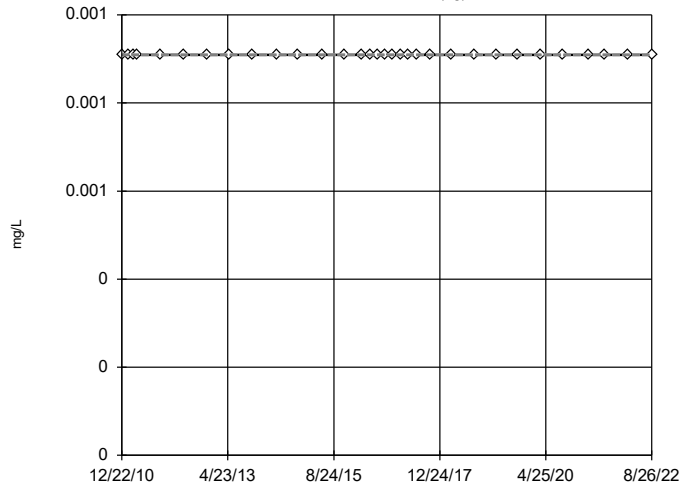


n = 32
 No outliers found.
 Tukey's method selected by user.
 Data were square root transformed to achieve best W statistic (graph shown in original units).
 The results were invalidated, because the lower and upper quartiles are equal.

Constituent: Antimony, Total Analysis Run 5/26/2023 12:21 PM View: Outliers
 Plant Scherer Client: Southern Company Data: Scherer PAC-CCR

Tukey's Outlier Screening

GWA-21 (bg)

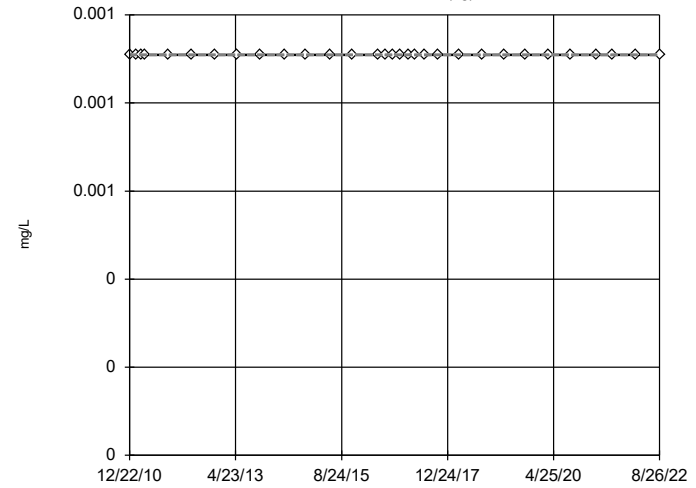


n = 32
 No outliers found. Tukey's method selected by user.
 Data were square root transformed to achieve best W statistic (graph shown in original units).
 The results were invalidated, because the lower and upper quartiles are equal.

Constituent: Arsenic, Total Analysis Run 5/26/2023 12:21 PM View: Outliers
 Plant Scherer Client: Southern Company Data: Scherer PAC-CCR

Tukey's Outlier Screening

GWA-22 (bg)

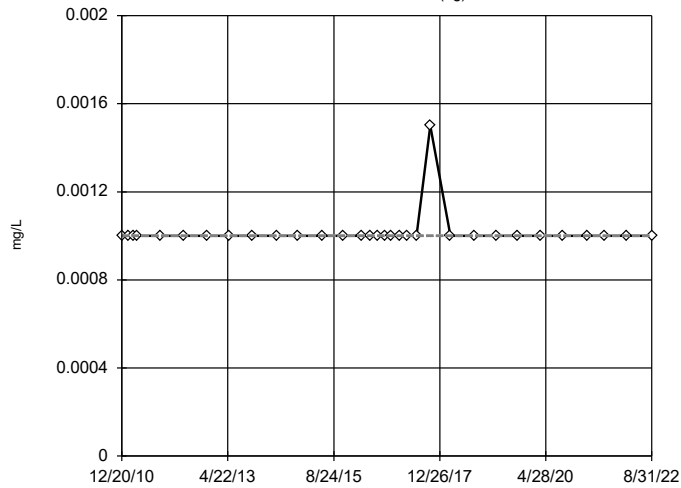


n = 31
 No outliers found. Tukey's method selected by user.
 Data were square root transformed to achieve best W statistic (graph shown in original units).
 The results were invalidated, because the lower and upper quartiles are equal.

Constituent: Arsenic, Total Analysis Run 5/26/2023 12:21 PM View: Outliers
 Plant Scherer Client: Southern Company Data: Scherer PAC-CCR

Tukey's Outlier Screening

GWA-45 (bg)

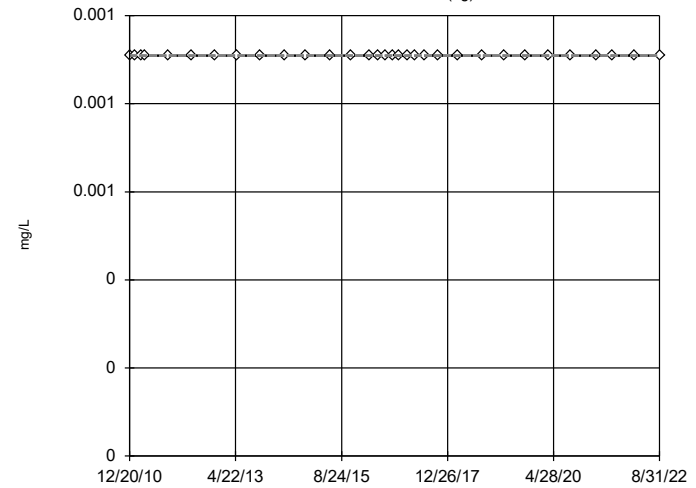


n = 32
 No outliers found. Tukey's method selected by user.
 Data were natural log transformed to achieve best W statistic (graph shown in original units).
 The results were invalidated, because the lower and upper quartiles are equal.

Constituent: Arsenic, Total Analysis Run 5/26/2023 12:21 PM View: Outliers
 Plant Scherer Client: Southern Company Data: Scherer PAC-CCR

Tukey's Outlier Screening

GWA-46 (bg)

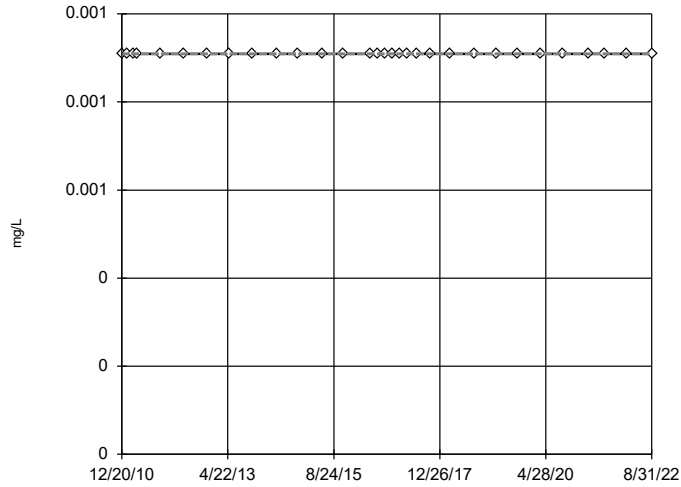


n = 32
 No outliers found. Tukey's method selected by user.
 Data were square root transformed to achieve best W statistic (graph shown in original units).
 The results were invalidated, because the lower and upper quartiles are equal.

Constituent: Arsenic, Total Analysis Run 5/26/2023 12:21 PM View: Outliers
 Plant Scherer Client: Southern Company Data: Scherer PAC-CCR

Tukey's Outlier Screening

GWA-47 (bg)

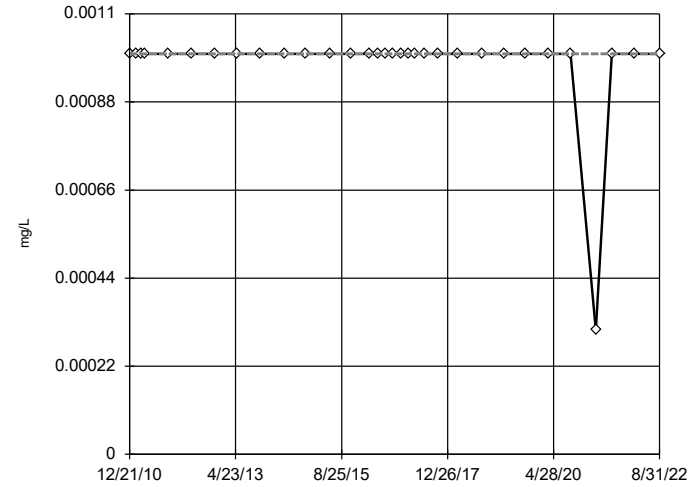


n = 31
 No outliers found. Tukey's method selected by user.
 Data were square root transformed to achieve best W statistic (graph shown in original units).
 The results were invalidated, because the lower and upper quartiles are equal.

Constituent: Arsenic, Total Analysis Run 5/26/2023 12:21 PM View: Outliers
 Plant Scherer Client: Southern Company Data: Scherer PAC-CCR

Tukey's Outlier Screening

GWA-48 (bg)

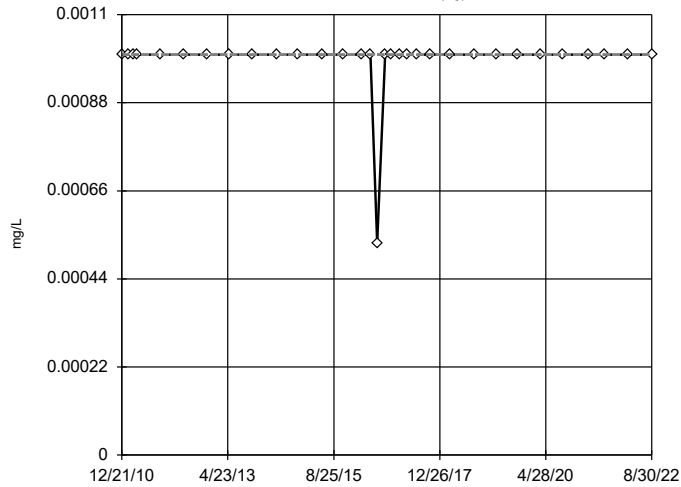


n = 32
 No outliers found. Tukey's method selected by user.
 Data were x^5 transformed to achieve best W statistic (graph shown in original units).
 The results were invalidated, because the lower and upper quartiles are equal.

Constituent: Arsenic, Total Analysis Run 5/26/2023 12:21 PM View: Outliers
 Plant Scherer Client: Southern Company Data: Scherer PAC-CCR

Tukey's Outlier Screening

GWA-49 (bg)

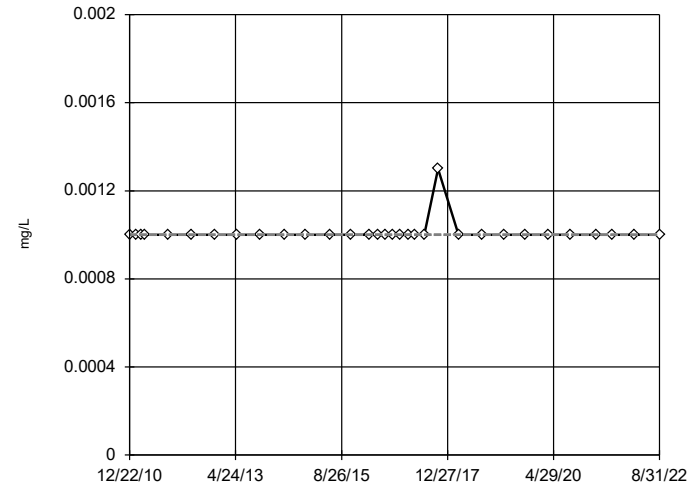


n = 32
 No outliers found. Tukey's method selected by user.
 Data were cube transformed to achieve best W statistic (graph shown in original units).
 The results were invalidated, because the lower and upper quartiles are equal.

Constituent: Arsenic, Total Analysis Run 5/26/2023 12:21 PM View: Outliers
 Plant Scherer Client: Southern Company Data: Scherer PAC-CCR

Tukey's Outlier Screening

GWC-29

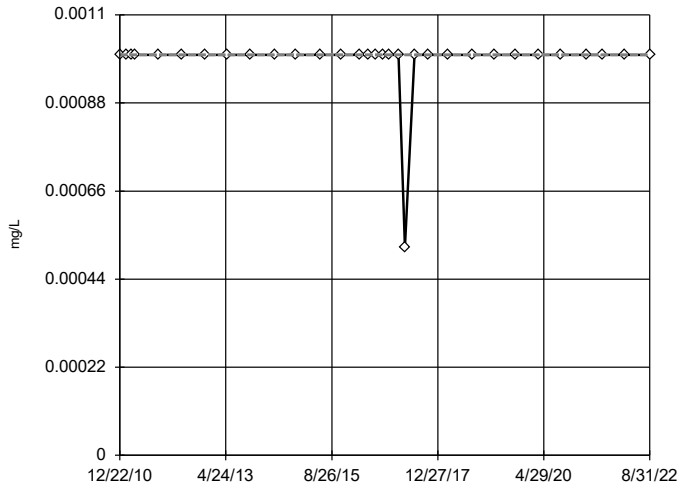


n = 32
 No outliers found. Tukey's method selected by user.
 Ladder of Powers transformations did not improve normality; analysis run on raw data.
 The results were invalidated, because the lower and upper quartiles are equal.

Constituent: Arsenic, Total Analysis Run 5/26/2023 12:21 PM View: Outliers
 Plant Scherer Client: Southern Company Data: Scherer PAC-CCR

Tukey's Outlier Screening

GWC-50

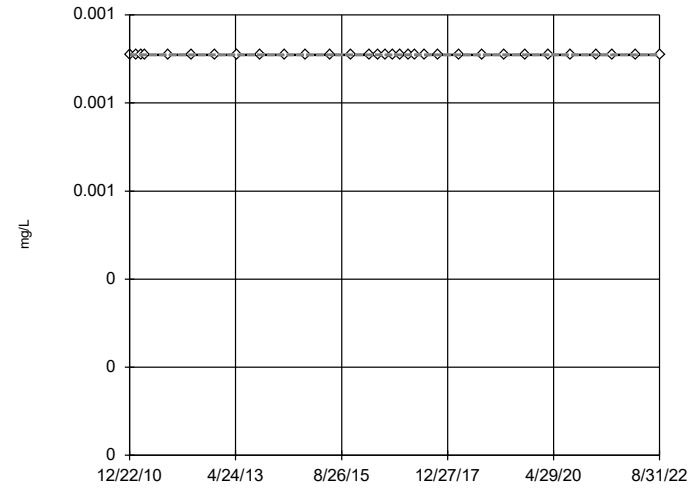


n = 32
 No outliers found.
 Tukey's method selected by user.
 Data were square root transformed to achieve best W statistic (graph shown in original units).
 The results were invalidated, because the lower and upper quartiles are equal.

Constituent: Arsenic, Total Analysis Run 5/26/2023 12:21 PM View: Outliers
 Plant Scherer Client: Southern Company Data: Scherer PAC-CCR

Tukey's Outlier Screening

GWC-51

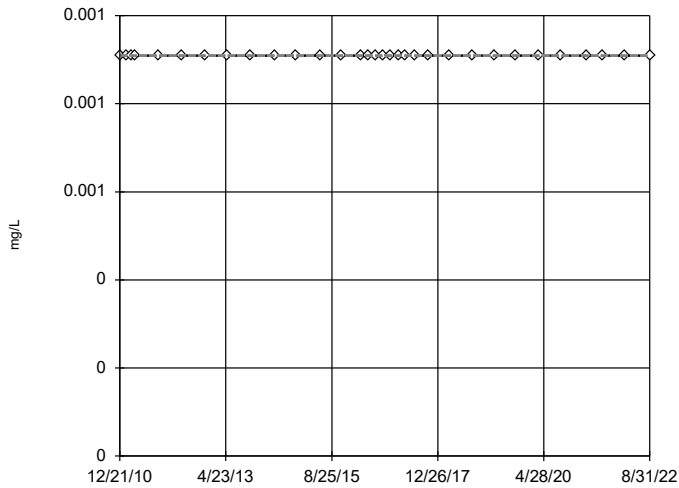


n = 32
 No outliers found.
 Tukey's method selected by user.
 Data were square root transformed to achieve best W statistic (graph shown in original units).
 The results were invalidated, because the lower and upper quartiles are equal.

Constituent: Arsenic, Total Analysis Run 5/26/2023 12:21 PM View: Outliers
 Plant Scherer Client: Southern Company Data: Scherer PAC-CCR

Tukey's Outlier Screening

GWC-52

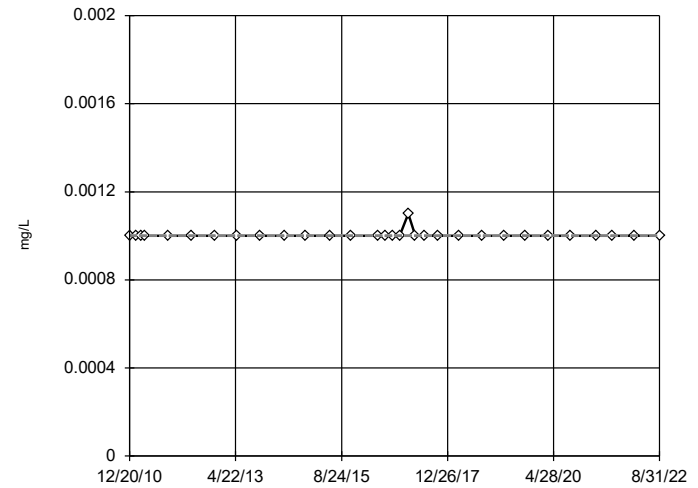


n = 32
 No outliers found.
 Tukey's method selected by user.
 Data were square root transformed to achieve best W statistic (graph shown in original units).
 The results were invalidated, because the lower and upper quartiles are equal.

Constituent: Arsenic, Total Analysis Run 5/26/2023 12:21 PM View: Outliers
 Plant Scherer Client: Southern Company Data: Scherer PAC-CCR

Tukey's Outlier Screening

GWC-53

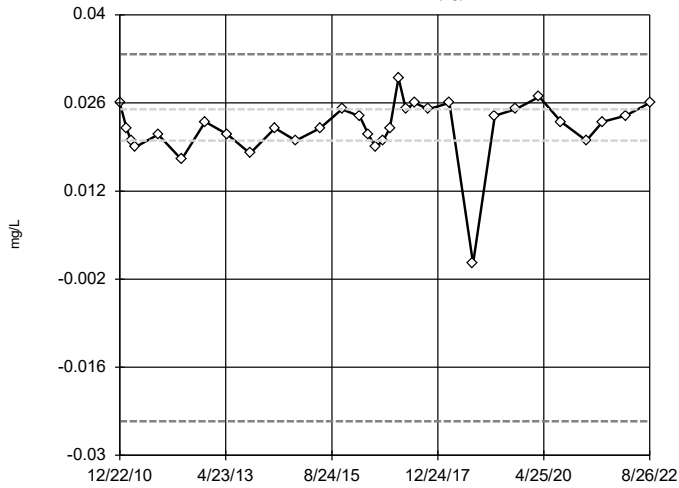


n = 31
 No outliers found.
 Tukey's method selected by user.
 Data were natural log transformed to achieve best W statistic (graph shown in original units).
 The results were invalidated, because the lower and upper quartiles are equal.

Constituent: Arsenic, Total Analysis Run 5/26/2023 12:21 PM View: Outliers
 Plant Scherer Client: Southern Company Data: Scherer PAC-CCR

Tukey's Outlier Screening

GWA-21 (bg)

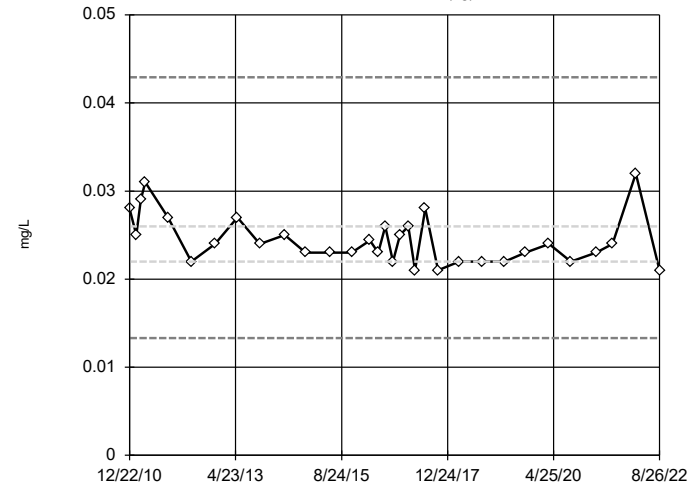


n = 32
 No outliers found.
 Tukey's method selected by user.
 Data were cube transformed to achieve best W statistic (graph shown in original units).
 High cutoff = 0.03377,
 low cutoff = -0.02459,
 based on IQR multiplier of 3.

Constituent: Barium, Total Analysis Run 5/26/2023 12:21 PM View: Outliers
 Plant Scherer Client: Southern Company Data: Scherer PAC-CCR

Tukey's Outlier Screening

GWA-22 (bg)

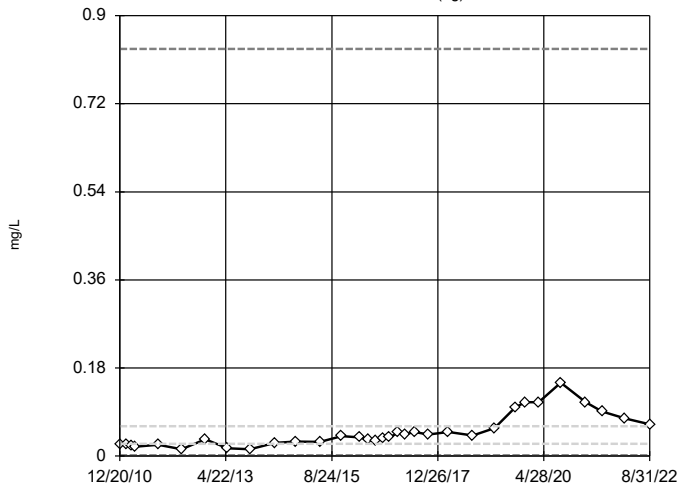


n = 32
 No outliers found.
 Tukey's method selected by user.
 Data were natural log transformed to achieve best W statistic (graph shown in original units).
 High cutoff = 0.04292,
 low cutoff = 0.01333,
 based on IQR multiplier of 3.

Constituent: Barium, Total Analysis Run 5/26/2023 12:21 PM View: Outliers
 Plant Scherer Client: Southern Company Data: Scherer PAC-CCR

Tukey's Outlier Screening

GWA-45 (bg)

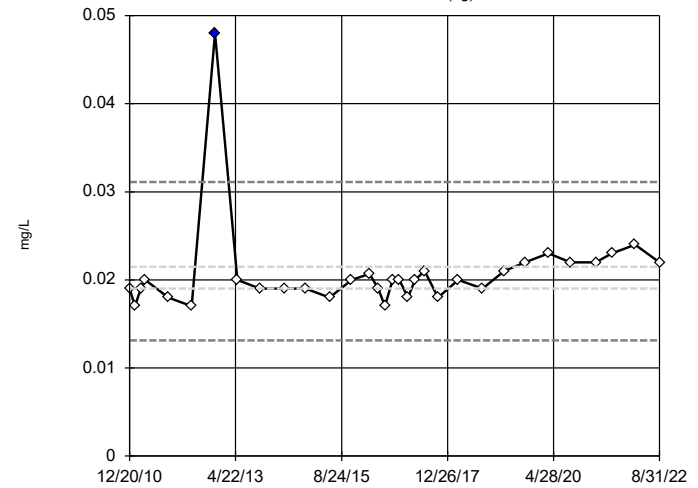


n = 33
 No outliers found.
 Tukey's method selected by user.
 Data were natural log transformed to achieve best W statistic (graph shown in original units).
 High cutoff = 0.8322,
 low cutoff = 0.001862,
 based on IQR multiplier of 3.

Constituent: Barium, Total Analysis Run 5/26/2023 12:21 PM View: Outliers
 Plant Scherer Client: Southern Company Data: Scherer PAC-CCR

Tukey's Outlier Screening

GWA-46 (bg)

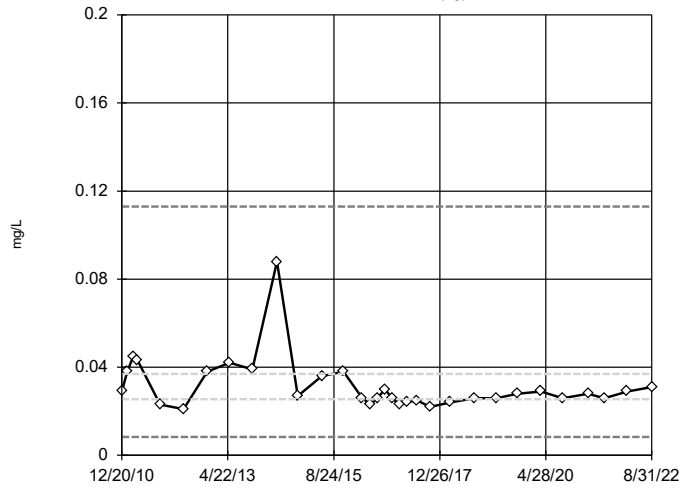


n = 32
 Outlier is drawn as solid.
 Tukey's method selected by user.
 Data were natural log transformed to achieve best W statistic (graph shown in original units).
 High cutoff = 0.03112,
 low cutoff = 0.01312,
 based on IQR multiplier of 3.

Constituent: Barium, Total Analysis Run 5/26/2023 12:21 PM View: Outliers
 Plant Scherer Client: Southern Company Data: Scherer PAC-CCR

Tukey's Outlier Screening

GWA-47 (bg)

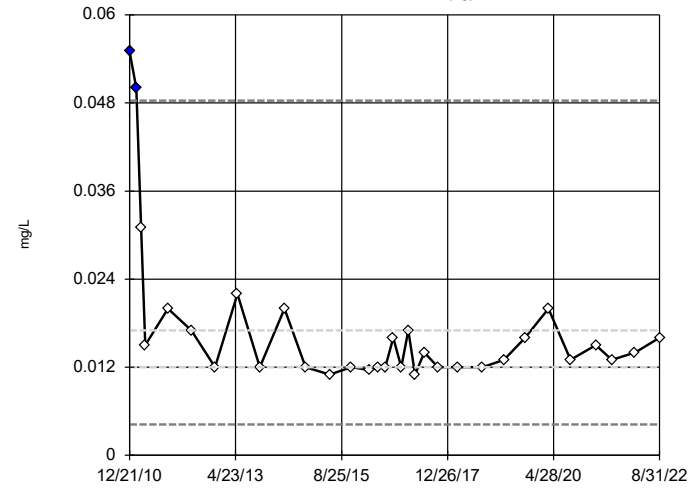


n = 32
 No outliers found.
 Tukey's method selected by user.
 Data were natural log transformed to achieve best W statistic (graph shown in original units).
 High cutoff = 0.1129,
 low cutoff = 0.00835,
 based on IQR multiplier of 3.

Constituent: Barium, Total Analysis Run 5/26/2023 12:21 PM View: Outliers
 Plant Scherer Client: Southern Company Data: Scherer PAC-CCR

Tukey's Outlier Screening

GWA-48 (bg)

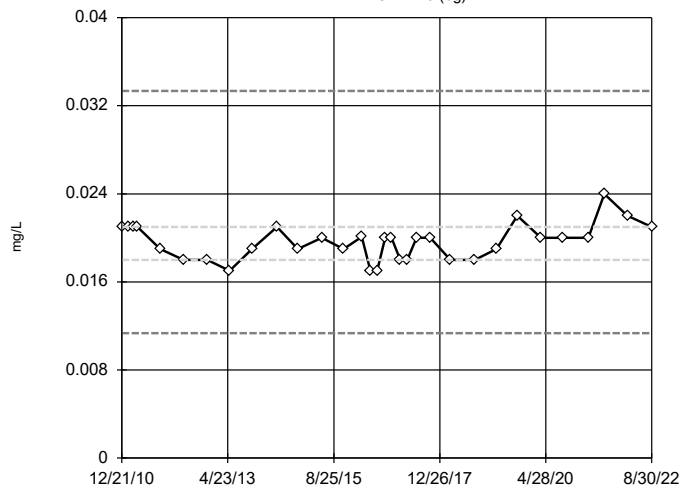


n = 32
 Outliers are drawn as solid.
 Tukey's method selected by user.
 Data were natural log transformed to achieve best W statistic (graph shown in original units).
 High cutoff = 0.04833,
 low cutoff = 0.004221,
 based on IQR multiplier of 3.

Constituent: Barium, Total Analysis Run 5/26/2023 12:21 PM View: Outliers
 Plant Scherer Client: Southern Company Data: Scherer PAC-CCR

Tukey's Outlier Screening

GWA-49 (bg)

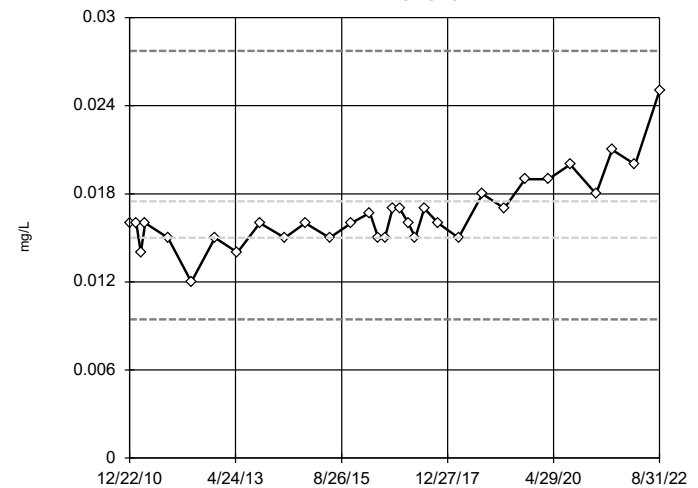


n = 32
 No outliers found.
 Tukey's method selected by user.
 Data were natural log transformed to achieve best W statistic (graph shown in original units).
 High cutoff = 0.03335,
 low cutoff = 0.01134,
 based on IQR multiplier of 3.

Constituent: Barium, Total Analysis Run 5/26/2023 12:21 PM View: Outliers
 Plant Scherer Client: Southern Company Data: Scherer PAC-CCR

Tukey's Outlier Screening

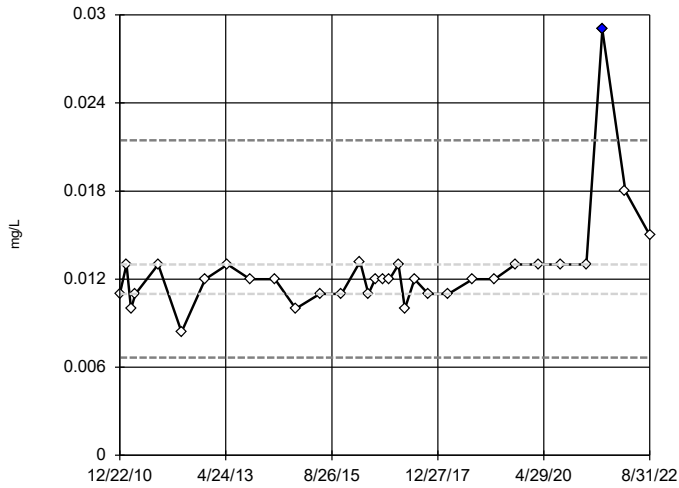
GWC-29



n = 32
 No outliers found.
 Tukey's method selected by user.
 Data were natural log transformed to achieve best W statistic (graph shown in original units).
 High cutoff = 0.02774,
 low cutoff = 0.009458,
 based on IQR multiplier of 3.

Constituent: Barium, Total Analysis Run 5/26/2023 12:21 PM View: Outliers
 Plant Scherer Client: Southern Company Data: Scherer PAC-CCR

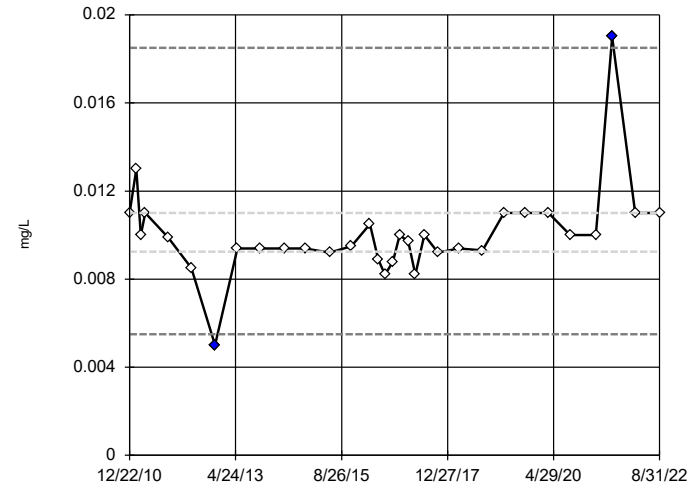
Tukey's Outlier Screening
GWC-50



n = 32
Outlier is drawn as solid. Tukey's method selected by user.
Data were natural log transformed to achieve best W statistic (graph shown in original units).
High cutoff = 0.02146, low cutoff = 0.006664, based on IQR multiplier of 3.

Constituent: Barium, Total Analysis Run 5/26/2023 12:21 PM View: Outliers
Plant Scherer Client: Southern Company Data: Scherer PAC-CCR

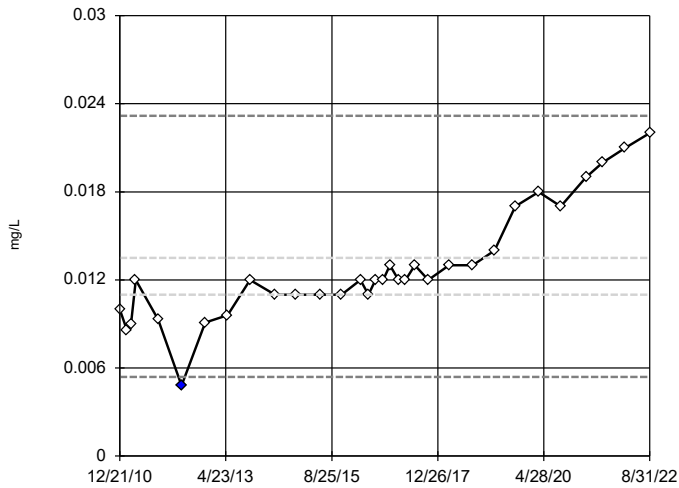
Tukey's Outlier Screening
GWC-51



n = 32
Outliers are drawn as solid. Tukey's method selected by user.
Data were natural log transformed to achieve best W statistic (graph shown in original units).
High cutoff = 0.0185, low cutoff = 0.0055, based on IQR multiplier of 3.

Constituent: Barium, Total Analysis Run 5/26/2023 12:21 PM View: Outliers
Plant Scherer Client: Southern Company Data: Scherer PAC-CCR

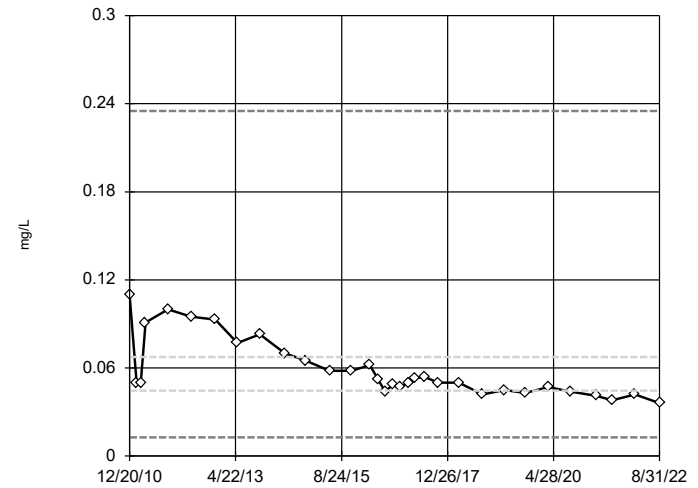
Tukey's Outlier Screening
GWC-52



n = 32
Outlier is drawn as solid. Tukey's method selected by user.
Data were cube root transformed to achieve best W statistic (graph shown in original units).
High cutoff = 0.02317, low cutoff = 0.005393, based on IQR multiplier of 3.

Constituent: Barium, Total Analysis Run 5/26/2023 12:21 PM View: Outliers
Plant Scherer Client: Southern Company Data: Scherer PAC-CCR

Tukey's Outlier Screening
GWC-53

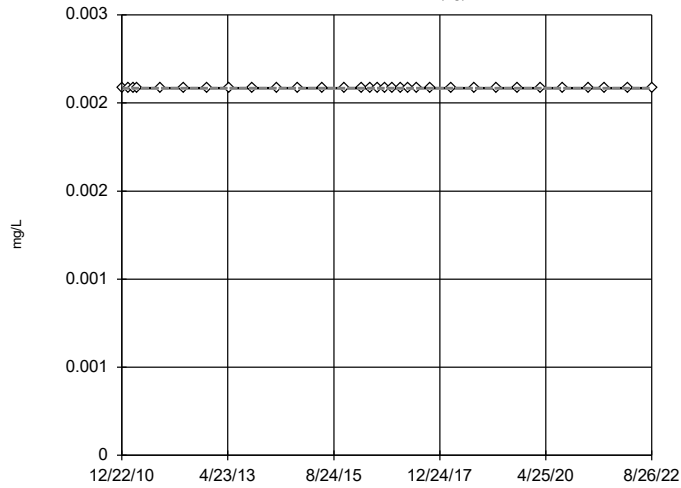


n = 32
No outliers found. Tukey's method selected by user.
Data were natural log transformed to achieve best W statistic (graph shown in original units).
High cutoff = 0.235, low cutoff = 0.01277, based on IQR multiplier of 3.

Constituent: Barium, Total Analysis Run 5/26/2023 12:21 PM View: Outliers
Plant Scherer Client: Southern Company Data: Scherer PAC-CCR

Tukey's Outlier Screening

GWA-21 (bg)

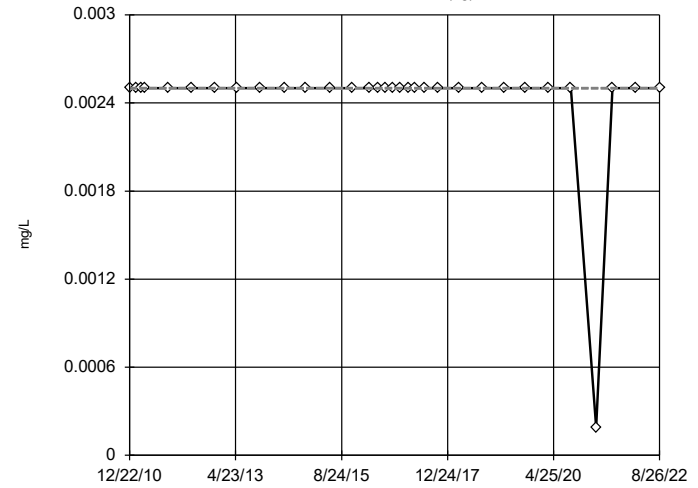


n = 32
 No outliers found.
 Tukey's method selected by user.
 Data were square root transformed to achieve best W statistic (graph shown in original units).
 The results were invalidated, because the lower and upper quartiles are equal.

Constituent: Beryllium, Total Analysis Run 5/26/2023 12:21 PM View: Outliers
 Plant Scherer Client: Southern Company Data: Scherer PAC-CCR

Tukey's Outlier Screening

GWA-22 (bg)

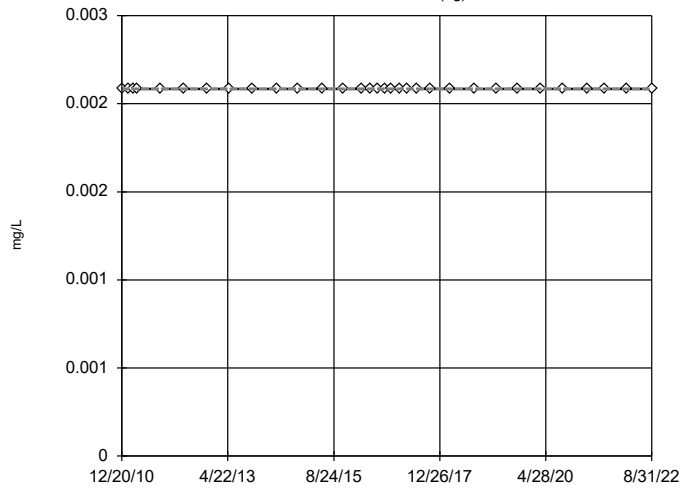


n = 32
 No outliers found.
 Tukey's method selected by user.
 Data were square root transformed to achieve best W statistic (graph shown in original units).
 The results were invalidated, because the lower and upper quartiles are equal.

Constituent: Beryllium, Total Analysis Run 5/26/2023 12:21 PM View: Outliers
 Plant Scherer Client: Southern Company Data: Scherer PAC-CCR

Tukey's Outlier Screening

GWA-45 (bg)

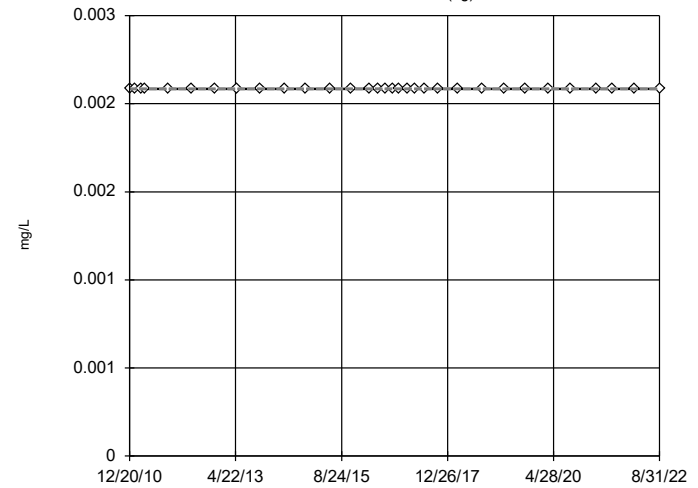


n = 32
 No outliers found.
 Tukey's method selected by user.
 Data were square root transformed to achieve best W statistic (graph shown in original units).
 The results were invalidated, because the lower and upper quartiles are equal.

Constituent: Beryllium, Total Analysis Run 5/26/2023 12:21 PM View: Outliers
 Plant Scherer Client: Southern Company Data: Scherer PAC-CCR

Tukey's Outlier Screening

GWA-46 (bg)

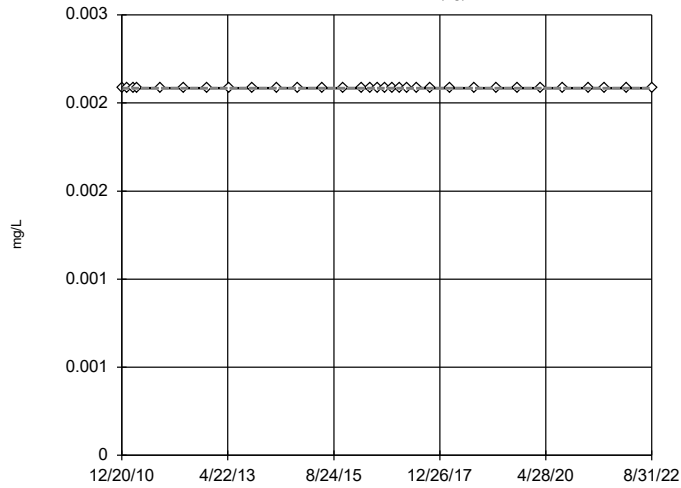


n = 32
 No outliers found.
 Tukey's method selected by user.
 Data were square root transformed to achieve best W statistic (graph shown in original units).
 The results were invalidated, because the lower and upper quartiles are equal.

Constituent: Beryllium, Total Analysis Run 5/26/2023 12:21 PM View: Outliers
 Plant Scherer Client: Southern Company Data: Scherer PAC-CCR

Tukey's Outlier Screening

GWA-47 (bg)

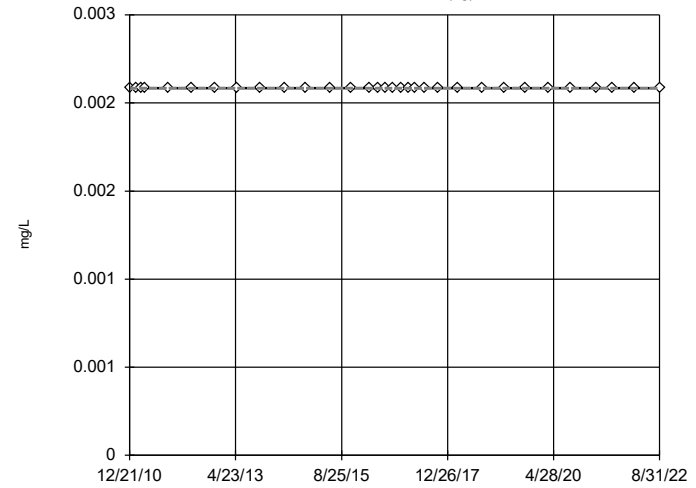


n = 32
 No outliers found.
 Tukey's method selected by user.
 Data were square root transformed to achieve best W statistic (graph shown in original units).
 The results were invalidated, because the lower and upper quartiles are equal.

Constituent: Beryllium, Total Analysis Run 5/26/2023 12:21 PM View: Outliers
 Plant Scherer Client: Southern Company Data: Scherer PAC-CCR

Tukey's Outlier Screening

GWA-48 (bg)

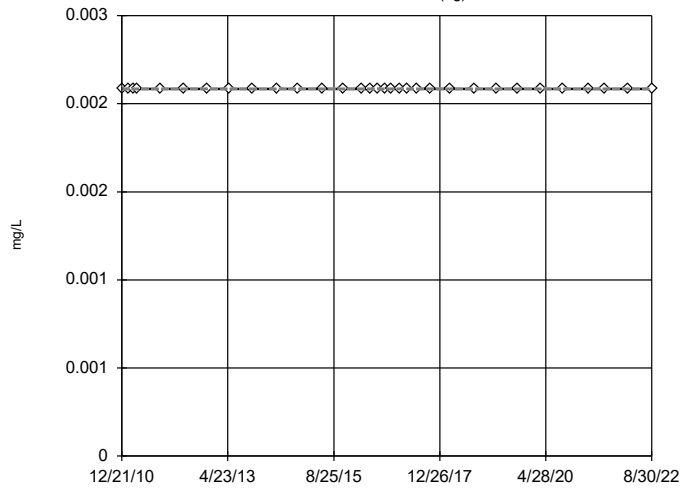


n = 32
 No outliers found.
 Tukey's method selected by user.
 Data were square root transformed to achieve best W statistic (graph shown in original units).
 The results were invalidated, because the lower and upper quartiles are equal.

Constituent: Beryllium, Total Analysis Run 5/26/2023 12:21 PM View: Outliers
 Plant Scherer Client: Southern Company Data: Scherer PAC-CCR

Tukey's Outlier Screening

GWA-49 (bg)

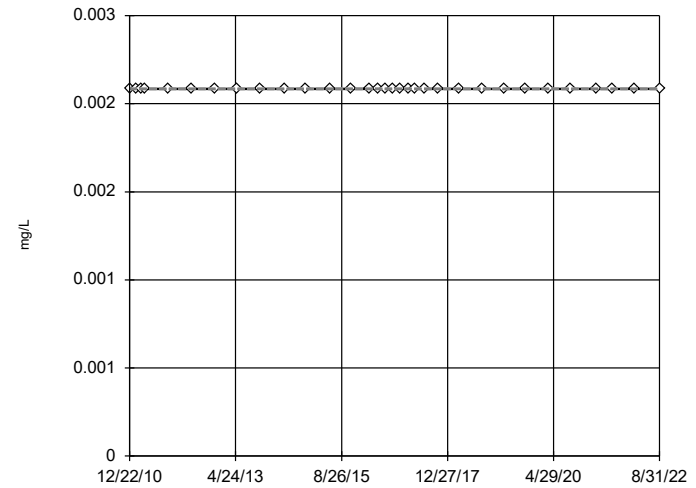


n = 32
 No outliers found.
 Tukey's method selected by user.
 Data were square root transformed to achieve best W statistic (graph shown in original units).
 The results were invalidated, because the lower and upper quartiles are equal.

Constituent: Beryllium, Total Analysis Run 5/26/2023 12:21 PM View: Outliers
 Plant Scherer Client: Southern Company Data: Scherer PAC-CCR

Tukey's Outlier Screening

GWC-29

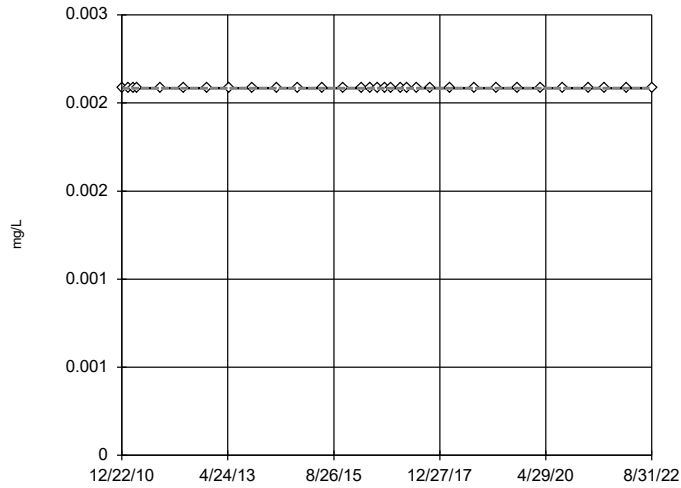


n = 32
 No outliers found.
 Tukey's method selected by user.
 Data were square root transformed to achieve best W statistic (graph shown in original units).
 The results were invalidated, because the lower and upper quartiles are equal.

Constituent: Beryllium, Total Analysis Run 5/26/2023 12:21 PM View: Outliers
 Plant Scherer Client: Southern Company Data: Scherer PAC-CCR

Tukey's Outlier Screening

GWC-50

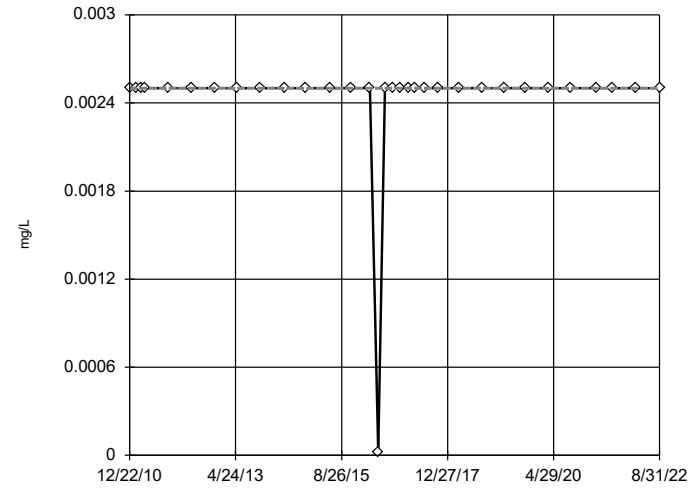


n = 32
 No outliers found.
 Tukey's method selected by user.
 Data were square root transformed to achieve best W statistic (graph shown in original units).
 The results were invalidated, because the lower and upper quartiles are equal.

Constituent: Beryllium, Total Analysis Run 5/26/2023 12:21 PM View: Outliers
 Plant Scherer Client: Southern Company Data: Scherer PAC-CCR

Tukey's Outlier Screening

GWC-51

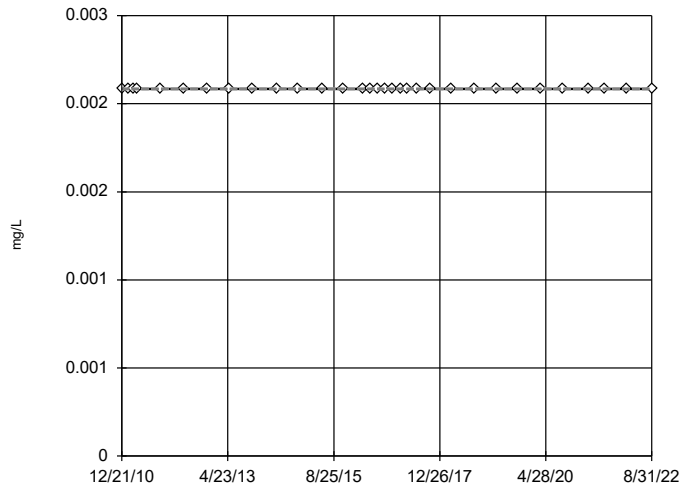


n = 32
 No outliers found.
 Tukey's method selected by user.
 Ladder of Powers transformations did not improve normality; analysis run on raw data.
 The results were invalidated, because the lower and upper quartiles are equal.

Constituent: Beryllium, Total Analysis Run 5/26/2023 12:21 PM View: Outliers
 Plant Scherer Client: Southern Company Data: Scherer PAC-CCR

Tukey's Outlier Screening

GWC-52

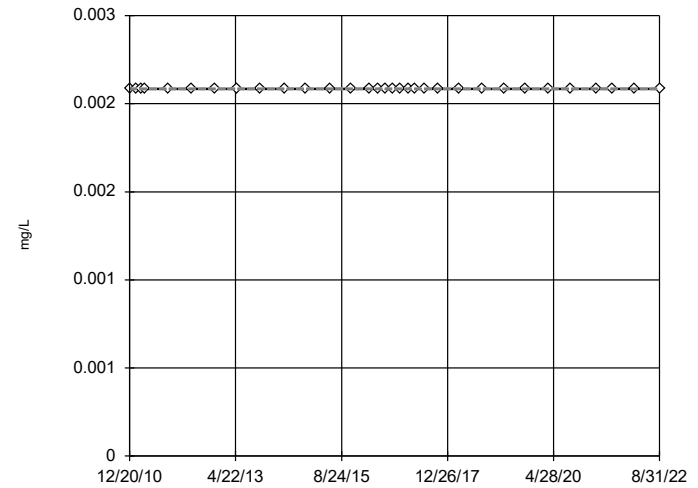


n = 32
 No outliers found.
 Tukey's method selected by user.
 Data were square root transformed to achieve best W statistic (graph shown in original units).
 The results were invalidated, because the lower and upper quartiles are equal.

Constituent: Beryllium, Total Analysis Run 5/26/2023 12:21 PM View: Outliers
 Plant Scherer Client: Southern Company Data: Scherer PAC-CCR

Tukey's Outlier Screening

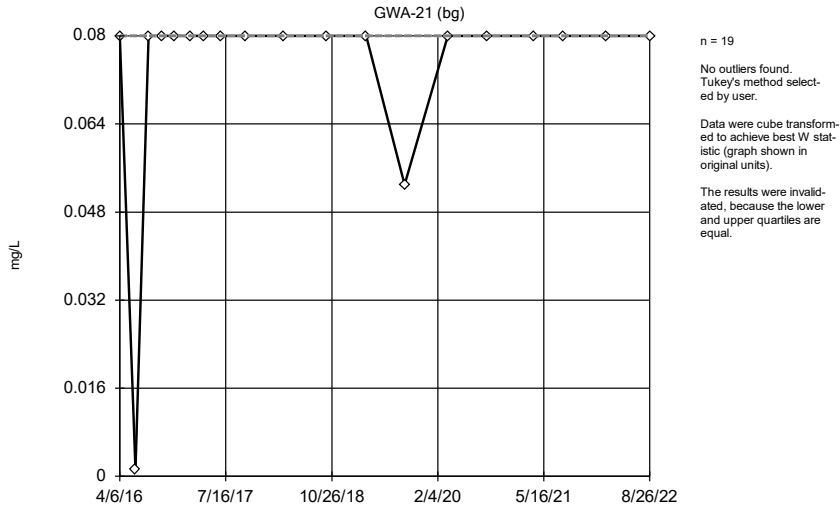
GWC-53



n = 32
 No outliers found.
 Tukey's method selected by user.
 Data were square root transformed to achieve best W statistic (graph shown in original units).
 The results were invalidated, because the lower and upper quartiles are equal.

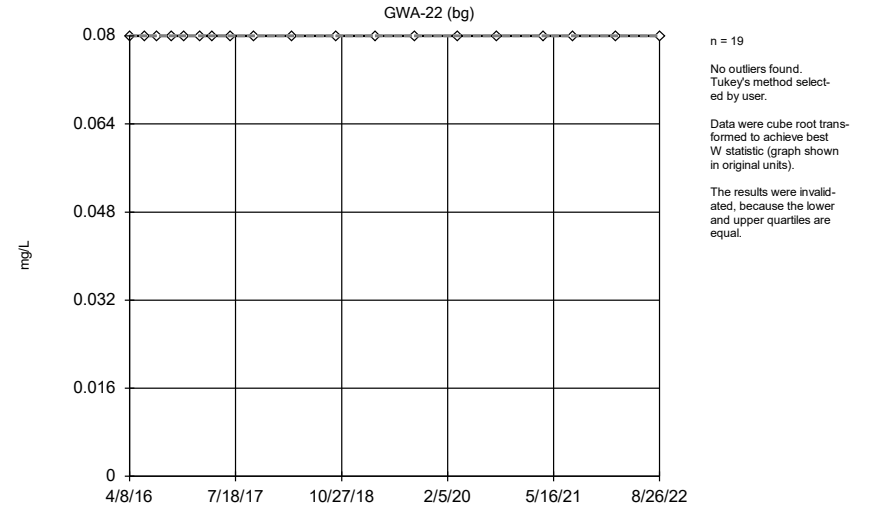
Constituent: Beryllium, Total Analysis Run 5/26/2023 12:21 PM View: Outliers
 Plant Scherer Client: Southern Company Data: Scherer PAC-CCR

Tukey's Outlier Screening



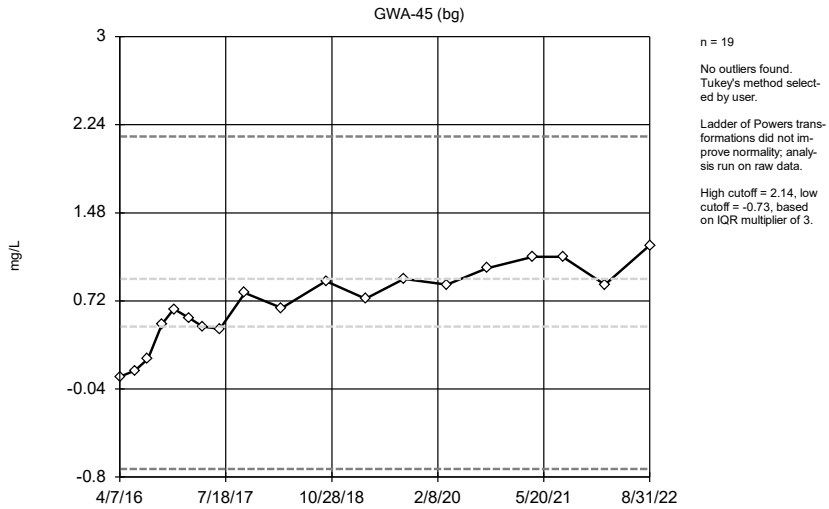
Constituent: Boron Analysis Run 5/26/2023 12:21 PM View: Outliers
 Plant Scherer Client: Southern Company Data: Scherer PAC-CCR

Tukey's Outlier Screening



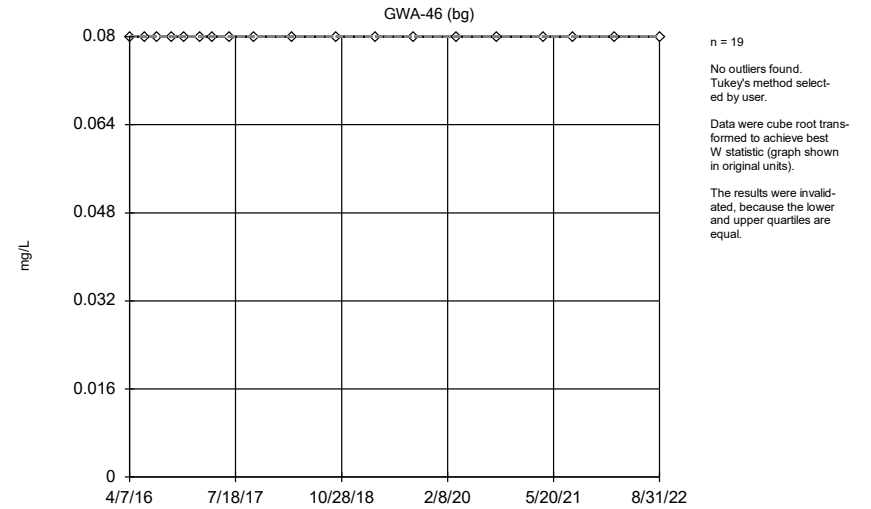
Constituent: Boron Analysis Run 5/26/2023 12:21 PM View: Outliers
 Plant Scherer Client: Southern Company Data: Scherer PAC-CCR

Tukey's Outlier Screening



Constituent: Boron Analysis Run 5/26/2023 12:21 PM View: Outliers
 Plant Scherer Client: Southern Company Data: Scherer PAC-CCR

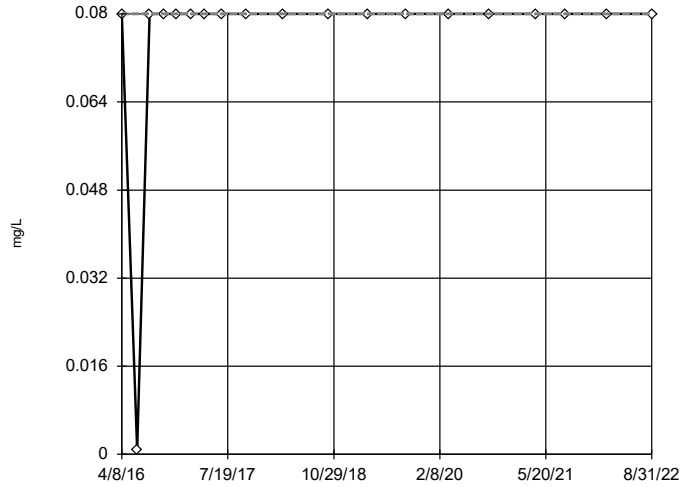
Tukey's Outlier Screening



Constituent: Boron Analysis Run 5/26/2023 12:21 PM View: Outliers
 Plant Scherer Client: Southern Company Data: Scherer PAC-CCR

Tukey's Outlier Screening

GWA-47 (bg)

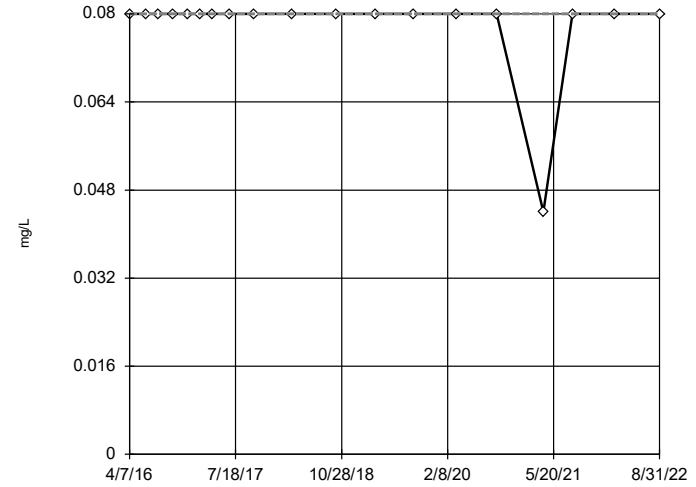


n = 19
 No outliers found.
 Tukey's method selected by user.
 Data were square transformed to achieve best W statistic (graph shown in original units).
 The results were invalidated, because the lower and upper quartiles are equal.

Constituent: Boron Analysis Run 5/26/2023 12:21 PM View: Outliers
 Plant Scherer Client: Southern Company Data: Scherer PAC-CCR

Tukey's Outlier Screening

GWA-48 (bg)

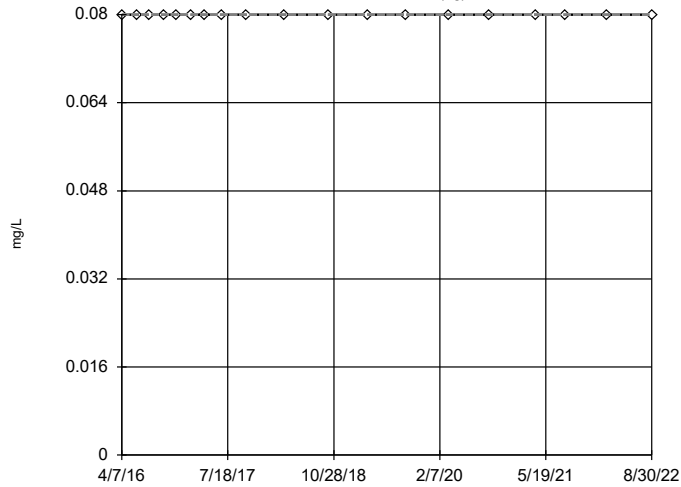


n = 19
 No outliers found.
 Tukey's method selected by user.
 Data were square transformed to achieve best W statistic (graph shown in original units).
 The results were invalidated, because the lower and upper quartiles are equal.

Constituent: Boron Analysis Run 5/26/2023 12:21 PM View: Outliers
 Plant Scherer Client: Southern Company Data: Scherer PAC-CCR

Tukey's Outlier Screening

GWA-49 (bg)

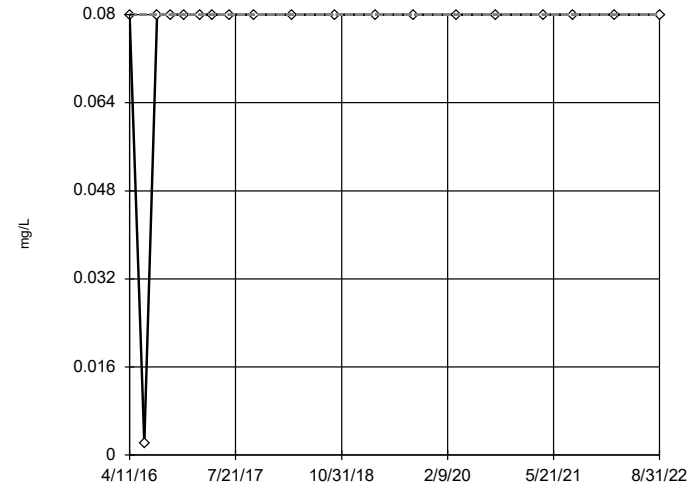


n = 19
 No outliers found.
 Tukey's method selected by user.
 Data were cube root transformed to achieve best W statistic (graph shown in original units).
 The results were invalidated, because the lower and upper quartiles are equal.

Constituent: Boron Analysis Run 5/26/2023 12:21 PM View: Outliers
 Plant Scherer Client: Southern Company Data: Scherer PAC-CCR

Tukey's Outlier Screening

GWC-29

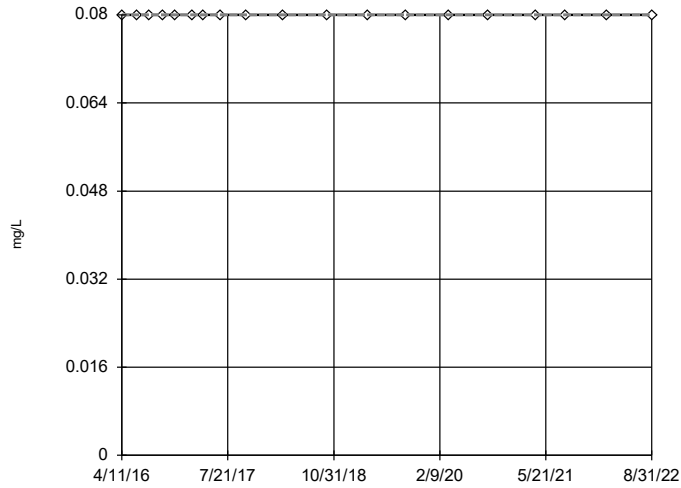


n = 19
 No outliers found.
 Tukey's method selected by user.
 Data were x^5 transformed to achieve best W statistic (graph shown in original units).
 The results were invalidated, because the lower and upper quartiles are equal.

Constituent: Boron Analysis Run 5/26/2023 12:21 PM View: Outliers
 Plant Scherer Client: Southern Company Data: Scherer PAC-CCR

Tukey's Outlier Screening

GWC-50



n = 19

No outliers found. Tukey's method selected by user.

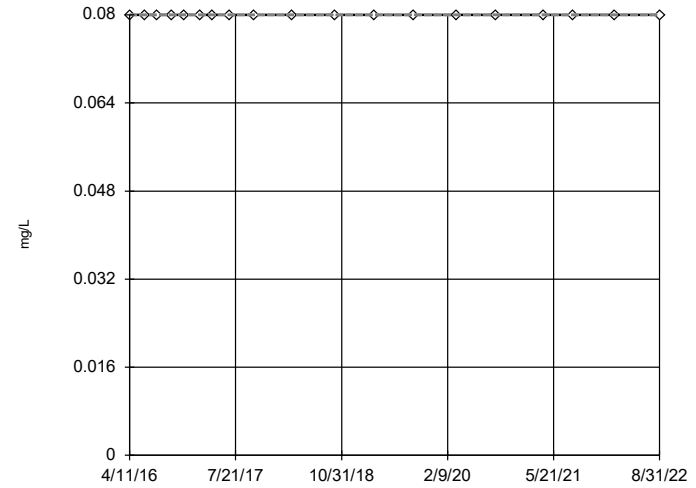
Data were cube root transformed to achieve best W statistic (graph shown in original units).

The results were invalidated, because the lower and upper quartiles are equal.

Constituent: Boron Analysis Run 5/26/2023 12:21 PM View: Outliers
Plant Scherer Client: Southern Company Data: Scherer PAC-CCR

Tukey's Outlier Screening

GWC-51



n = 19

No outliers found. Tukey's method selected by user.

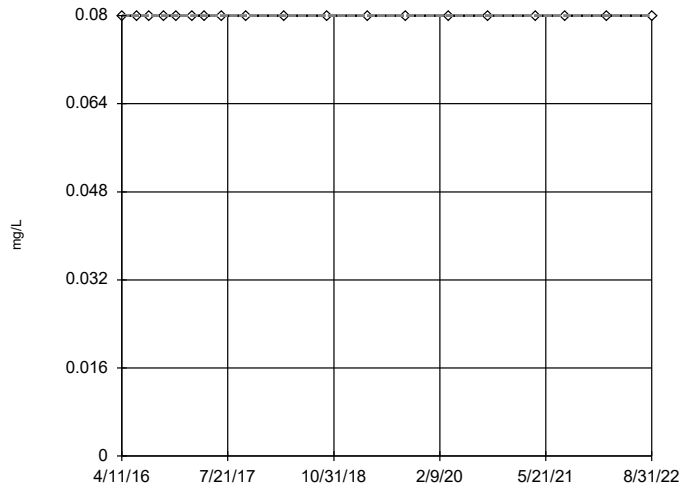
Data were cube root transformed to achieve best W statistic (graph shown in original units).

The results were invalidated, because the lower and upper quartiles are equal.

Constituent: Boron Analysis Run 5/26/2023 12:21 PM View: Outliers
Plant Scherer Client: Southern Company Data: Scherer PAC-CCR

Tukey's Outlier Screening

GWC-52



n = 19

No outliers found. Tukey's method selected by user.

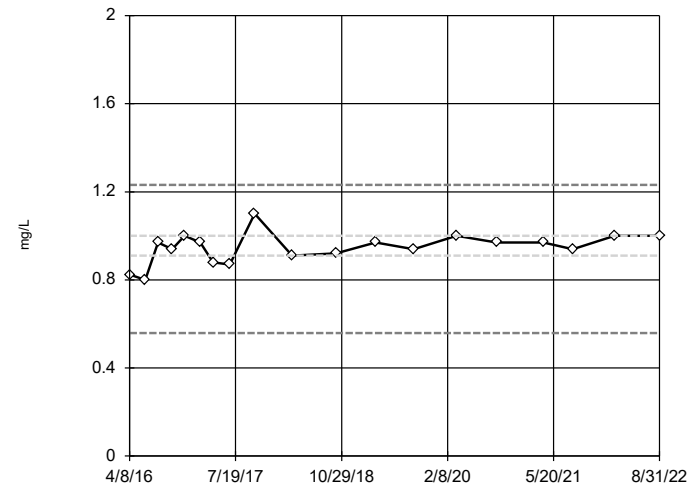
Data were cube root transformed to achieve best W statistic (graph shown in original units).

The results were invalidated, because the lower and upper quartiles are equal.

Constituent: Boron Analysis Run 5/26/2023 12:21 PM View: Outliers
Plant Scherer Client: Southern Company Data: Scherer PAC-CCR

Tukey's Outlier Screening

GWC-53



n = 19

No outliers found. Tukey's method selected by user.

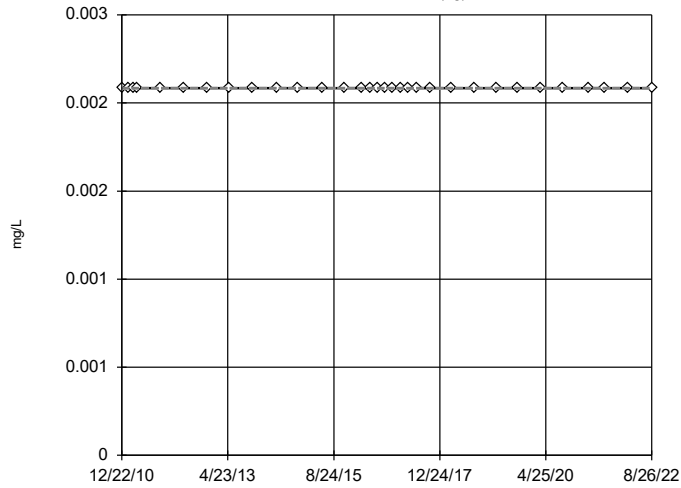
Data were square transformed to achieve best W statistic (graph shown in original units).

High cutoff = 1.231, low cutoff = 0.5589, based on IQR multiplier of 3.

Constituent: Boron Analysis Run 5/26/2023 12:21 PM View: Outliers
Plant Scherer Client: Southern Company Data: Scherer PAC-CCR

Tukey's Outlier Screening

GWA-21 (bg)

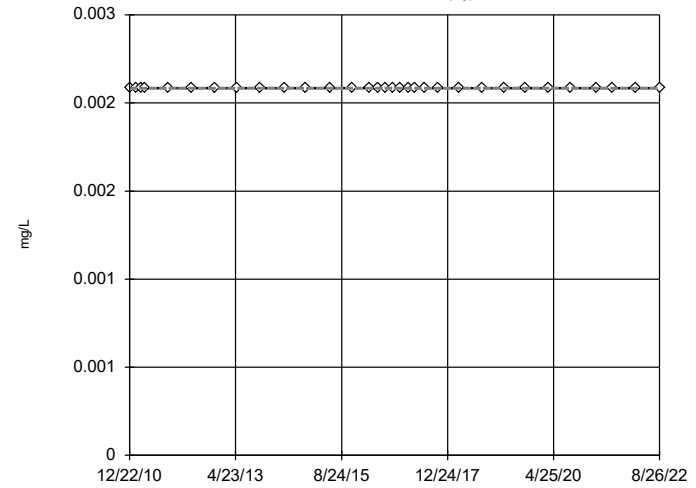


n = 32
 No outliers found.
 Tukey's method selected by user.
 Data were square root transformed to achieve best W statistic (graph shown in original units).
 The results were invalidated, because the lower and upper quartiles are equal.

Constituent: Cadmium, Total Analysis Run 5/26/2023 12:22 PM View: Outliers
 Plant Scherer Client: Southern Company Data: Scherer PAC-CCR

Tukey's Outlier Screening

GWA-22 (bg)

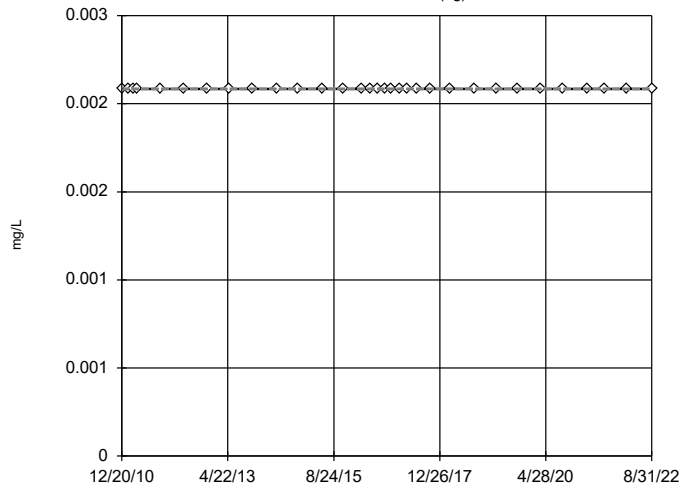


n = 32
 No outliers found.
 Tukey's method selected by user.
 Data were square root transformed to achieve best W statistic (graph shown in original units).
 The results were invalidated, because the lower and upper quartiles are equal.

Constituent: Cadmium, Total Analysis Run 5/26/2023 12:22 PM View: Outliers
 Plant Scherer Client: Southern Company Data: Scherer PAC-CCR

Tukey's Outlier Screening

GWA-45 (bg)

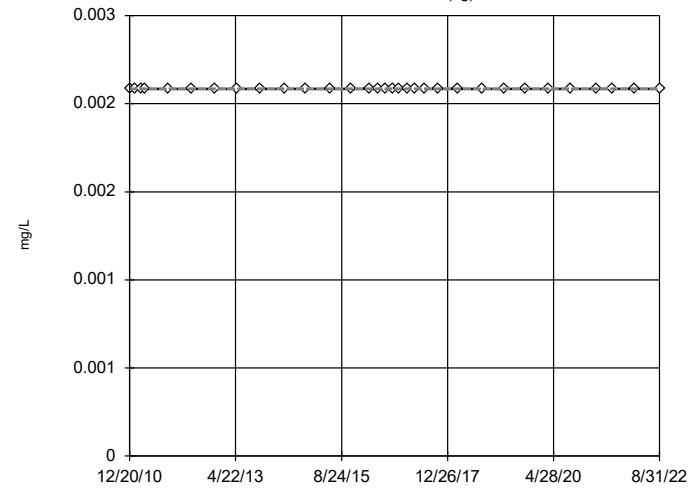


n = 32
 No outliers found.
 Tukey's method selected by user.
 Data were square root transformed to achieve best W statistic (graph shown in original units).
 The results were invalidated, because the lower and upper quartiles are equal.

Constituent: Cadmium, Total Analysis Run 5/26/2023 12:22 PM View: Outliers
 Plant Scherer Client: Southern Company Data: Scherer PAC-CCR

Tukey's Outlier Screening

GWA-46 (bg)

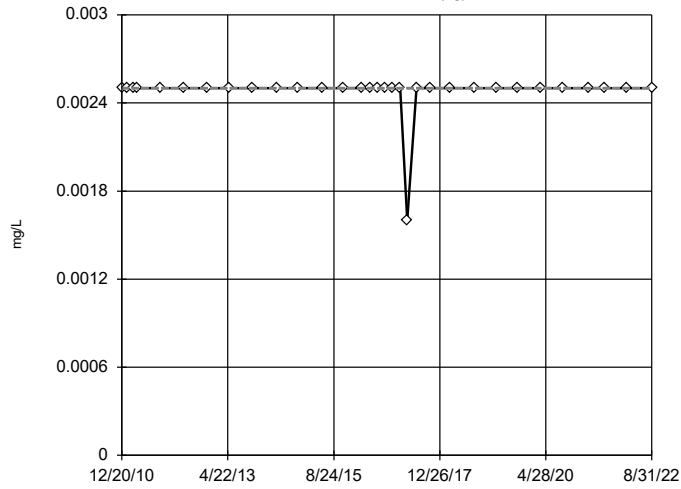


n = 32
 No outliers found.
 Tukey's method selected by user.
 Data were square root transformed to achieve best W statistic (graph shown in original units).
 The results were invalidated, because the lower and upper quartiles are equal.

Constituent: Cadmium, Total Analysis Run 5/26/2023 12:22 PM View: Outliers
 Plant Scherer Client: Southern Company Data: Scherer PAC-CCR

Tukey's Outlier Screening

GWA-47 (bg)

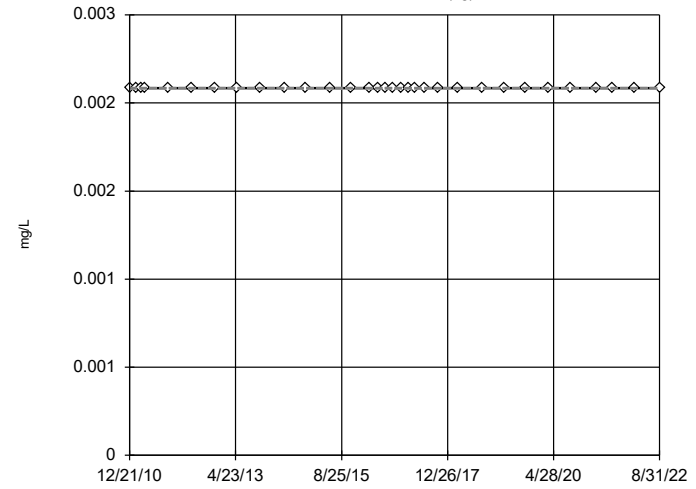


n = 32
 No outliers found.
 Tukey's method selected by user.
 Ladder of Powers transformations did not improve normality; analysis run on raw data.
 The results were invalidated, because the lower and upper quartiles are equal.

Constituent: Cadmium, Total Analysis Run 5/26/2023 12:22 PM View: Outliers
 Plant Scherer Client: Southern Company Data: Scherer PAC-CCR

Tukey's Outlier Screening

GWA-48 (bg)

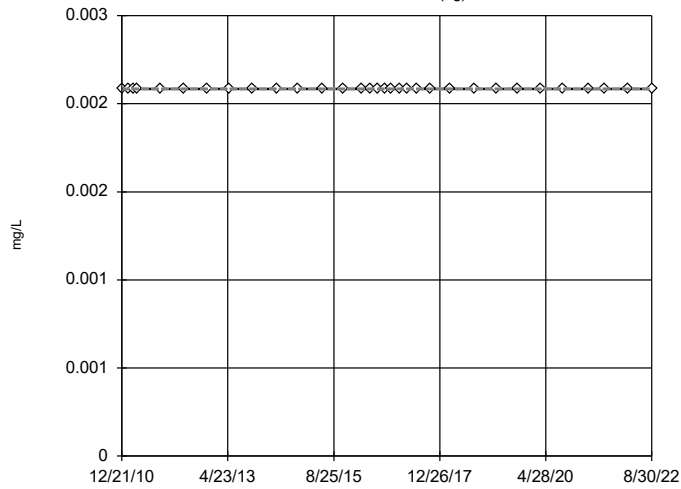


n = 32
 No outliers found.
 Tukey's method selected by user.
 Data were square root transformed to achieve best W statistic (graph shown in original units).
 The results were invalidated, because the lower and upper quartiles are equal.

Constituent: Cadmium, Total Analysis Run 5/26/2023 12:22 PM View: Outliers
 Plant Scherer Client: Southern Company Data: Scherer PAC-CCR

Tukey's Outlier Screening

GWA-49 (bg)

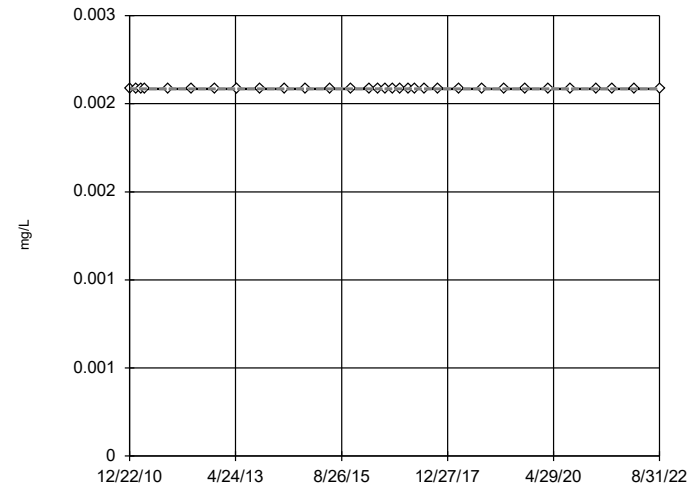


n = 32
 No outliers found.
 Tukey's method selected by user.
 Data were square root transformed to achieve best W statistic (graph shown in original units).
 The results were invalidated, because the lower and upper quartiles are equal.

Constituent: Cadmium, Total Analysis Run 5/26/2023 12:22 PM View: Outliers
 Plant Scherer Client: Southern Company Data: Scherer PAC-CCR

Tukey's Outlier Screening

GWC-29

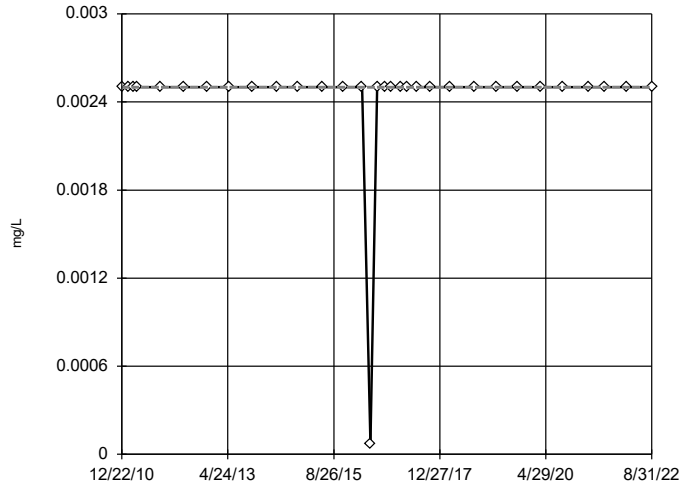


n = 32
 No outliers found.
 Tukey's method selected by user.
 Data were square root transformed to achieve best W statistic (graph shown in original units).
 The results were invalidated, because the lower and upper quartiles are equal.

Constituent: Cadmium, Total Analysis Run 5/26/2023 12:22 PM View: Outliers
 Plant Scherer Client: Southern Company Data: Scherer PAC-CCR

Tukey's Outlier Screening

GWC-50

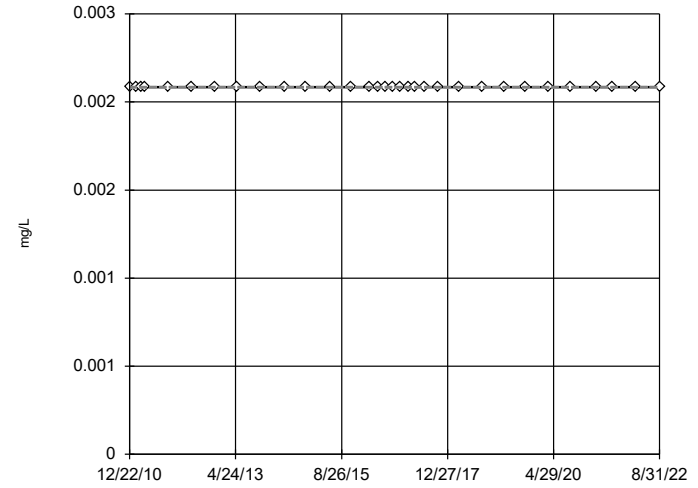


n = 32
 No outliers found.
 Tukey's method selected by user.
 Data were natural log transformed to achieve best W statistic (graph shown in original units).
 The results were invalidated, because the lower and upper quartiles are equal.

Constituent: Cadmium, Total Analysis Run 5/26/2023 12:22 PM View: Outliers
 Plant Scherer Client: Southern Company Data: Scherer PAC-CCR

Tukey's Outlier Screening

GWC-51

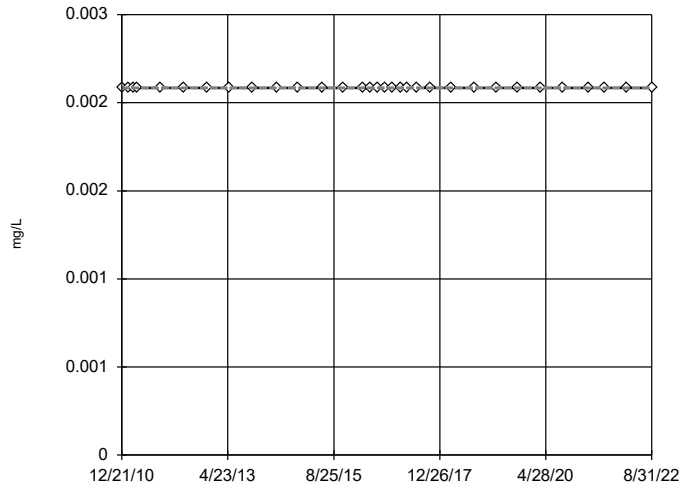


n = 32
 No outliers found.
 Tukey's method selected by user.
 Data were square root transformed to achieve best W statistic (graph shown in original units).
 The results were invalidated, because the lower and upper quartiles are equal.

Constituent: Cadmium, Total Analysis Run 5/26/2023 12:22 PM View: Outliers
 Plant Scherer Client: Southern Company Data: Scherer PAC-CCR

Tukey's Outlier Screening

GWC-52

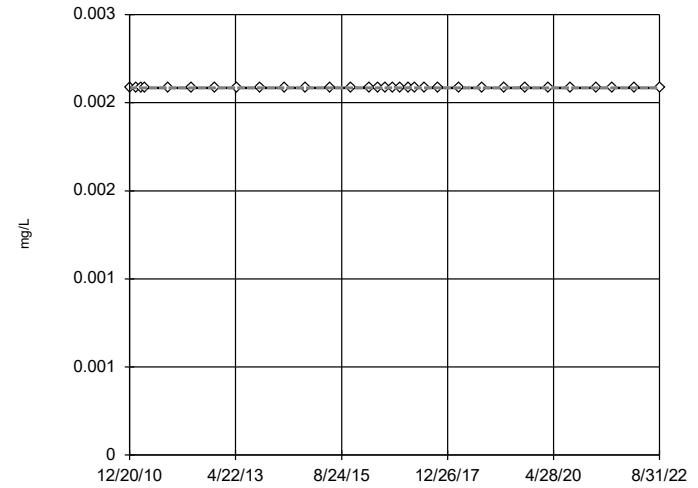


n = 32
 No outliers found.
 Tukey's method selected by user.
 Data were square root transformed to achieve best W statistic (graph shown in original units).
 The results were invalidated, because the lower and upper quartiles are equal.

Constituent: Cadmium, Total Analysis Run 5/26/2023 12:22 PM View: Outliers
 Plant Scherer Client: Southern Company Data: Scherer PAC-CCR

Tukey's Outlier Screening

GWC-53

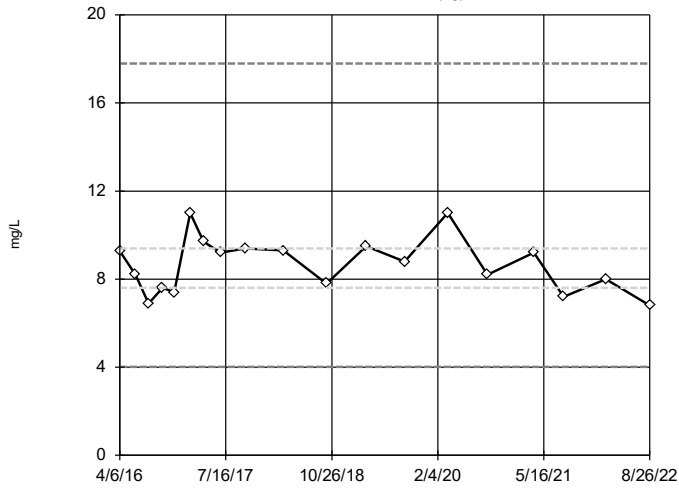


n = 32
 No outliers found.
 Tukey's method selected by user.
 Data were square root transformed to achieve best W statistic (graph shown in original units).
 The results were invalidated, because the lower and upper quartiles are equal.

Constituent: Cadmium, Total Analysis Run 5/26/2023 12:22 PM View: Outliers
 Plant Scherer Client: Southern Company Data: Scherer PAC-CCR

Tukey's Outlier Screening

GWA-21 (bg)

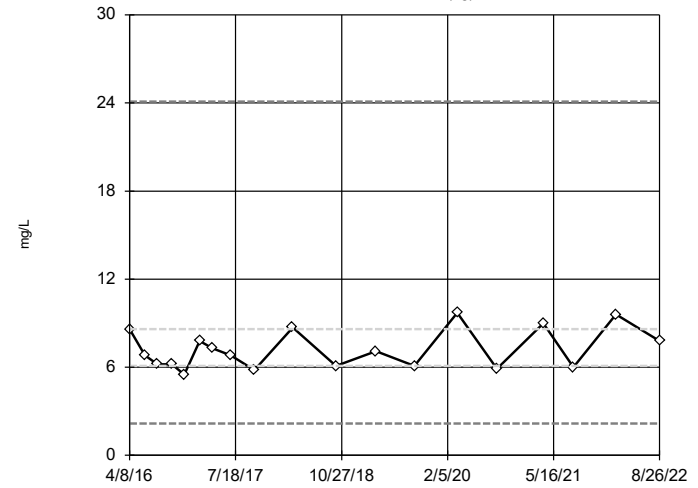


n = 19
 No outliers found.
 Tukey's method selected by user.
 Data were natural log transformed to achieve best W statistic (graph shown in original units).
 High cutoff = 17.79, low cutoff = 4.017, based on IQR multiplier of 3.

Constituent: Calcium Analysis Run 5/26/2023 12:22 PM View: Outliers
 Plant Scherer Client: Southern Company Data: Scherer PAC-CCR

Tukey's Outlier Screening

GWA-22 (bg)

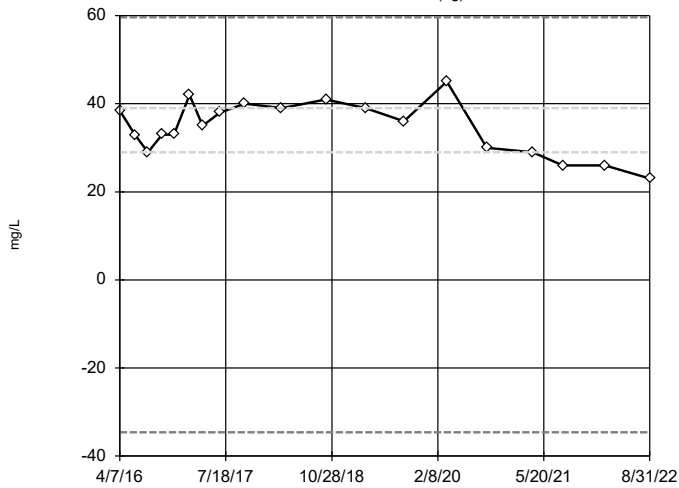


n = 19
 No outliers found.
 Tukey's method selected by user.
 Data were natural log transformed to achieve best W statistic (graph shown in original units).
 High cutoff = 24.1, low cutoff = 2.177, based on IQR multiplier of 3.

Constituent: Calcium Analysis Run 5/26/2023 12:22 PM View: Outliers
 Plant Scherer Client: Southern Company Data: Scherer PAC-CCR

Tukey's Outlier Screening

GWA-45 (bg)

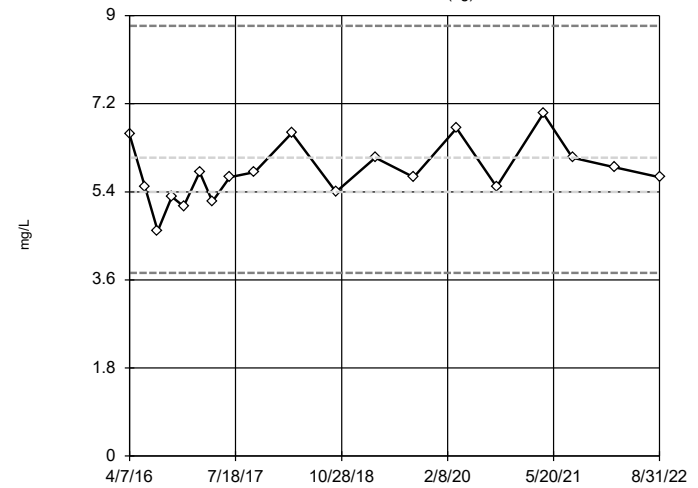


n = 19
 No outliers found.
 Tukey's method selected by user.
 Data were square transformed to achieve best W statistic (graph shown in original units).
 High cutoff = 59.67, low cutoff = -34.63, based on IQR multiplier of 3.

Constituent: Calcium Analysis Run 5/26/2023 12:22 PM View: Outliers
 Plant Scherer Client: Southern Company Data: Scherer PAC-CCR

Tukey's Outlier Screening

GWA-46 (bg)

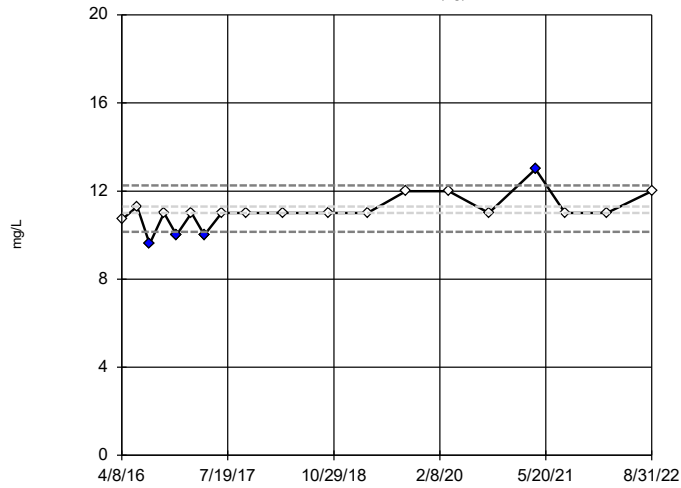


n = 19
 No outliers found.
 Tukey's method selected by user.
 Data were natural log transformed to achieve best W statistic (graph shown in original units).
 High cutoff = 8.793, low cutoff = 3.746, based on IQR multiplier of 3.

Constituent: Calcium Analysis Run 5/26/2023 12:22 PM View: Outliers
 Plant Scherer Client: Southern Company Data: Scherer PAC-CCR

Tukey's Outlier Screening

GWA-47 (bg)

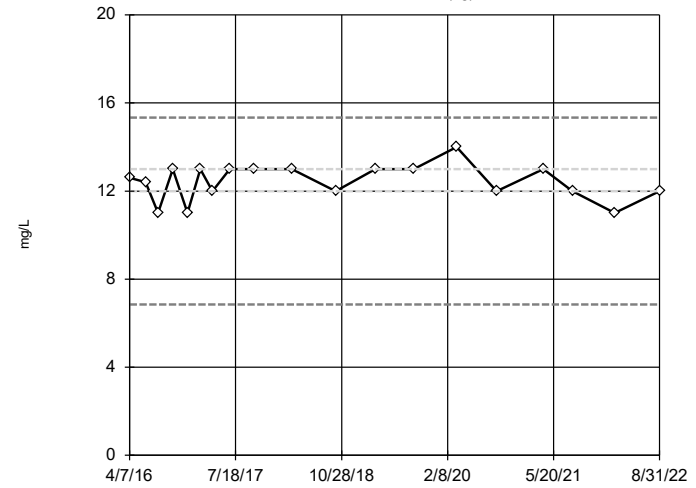


n = 19
 Outliers are drawn as solid.
 Tukey's method selected by user.
 Data were natural log transformed to achieve best W statistic (graph shown in original units).
 High cutoff = 12.25, low cutoff = 10.15, based on IQR multiplier of 3.

Constituent: Calcium Analysis Run 5/26/2023 12:22 PM View: Outliers
 Plant Scherer Client: Southern Company Data: Scherer PAC-CCR

Tukey's Outlier Screening

GWA-48 (bg)

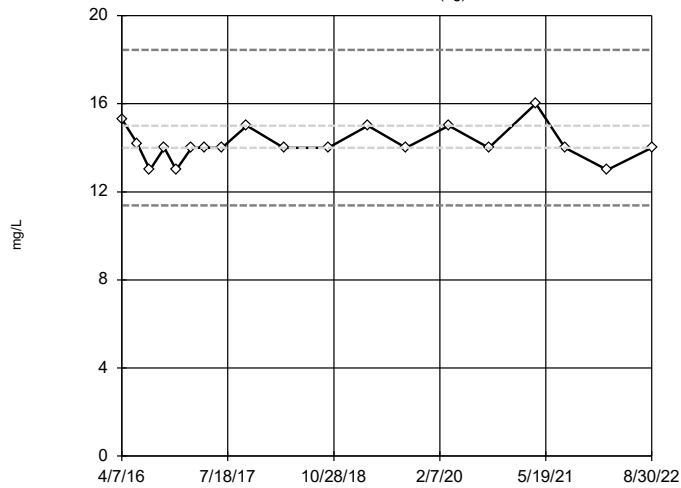


n = 19
 No outliers found.
 Tukey's method selected by user.
 Data were cube transformed to achieve best W statistic (graph shown in original units).
 High cutoff = 15.33, low cutoff = 6.847, based on IQR multiplier of 3.

Constituent: Calcium Analysis Run 5/26/2023 12:22 PM View: Outliers
 Plant Scherer Client: Southern Company Data: Scherer PAC-CCR

Tukey's Outlier Screening

GWA-49 (bg)

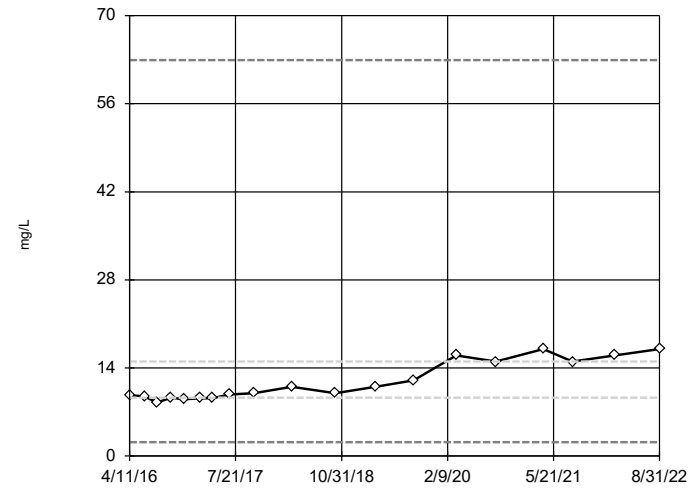


n = 19
 No outliers found.
 Tukey's method selected by user.
 Data were natural log transformed to achieve best W statistic (graph shown in original units).
 High cutoff = 18.45, low cutoff = 11.38, based on IQR multiplier of 3.

Constituent: Calcium Analysis Run 5/26/2023 12:22 PM View: Outliers
 Plant Scherer Client: Southern Company Data: Scherer PAC-CCR

Tukey's Outlier Screening

GWC-29

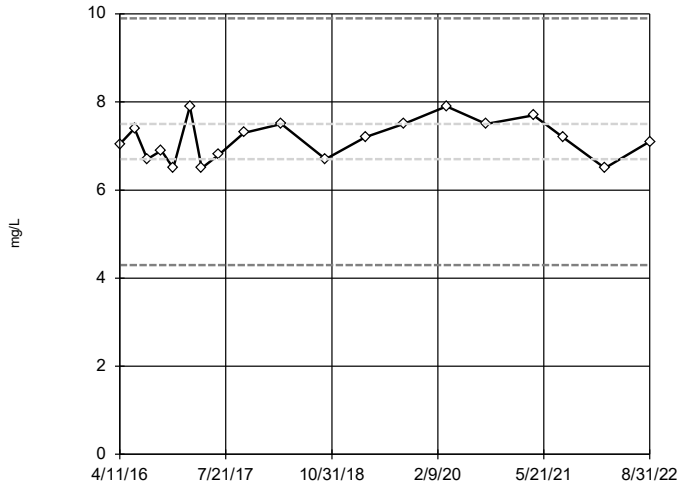


n = 19
 No outliers found.
 Tukey's method selected by user.
 Data were natural log transformed to achieve best W statistic (graph shown in original units).
 High cutoff = 62.94, low cutoff = 2.216, based on IQR multiplier of 3.

Constituent: Calcium Analysis Run 5/26/2023 12:22 PM View: Outliers
 Plant Scherer Client: Southern Company Data: Scherer PAC-CCR

Tukey's Outlier Screening

GWC-50



n = 19

No outliers found.
Tukey's method selected by user.

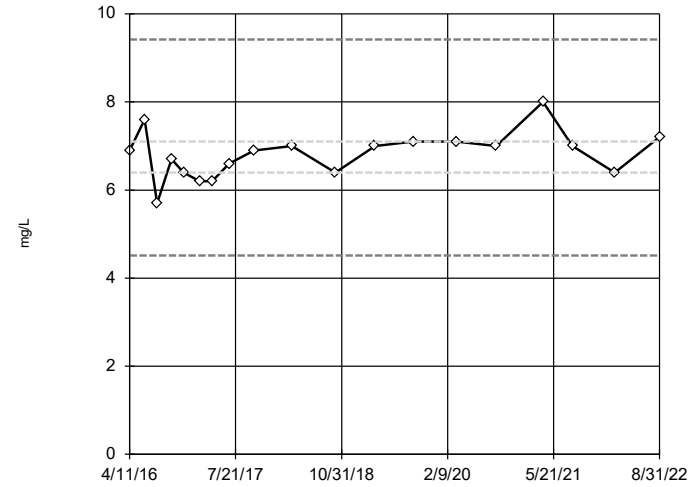
Ladder of Powers transformations did not improve normality; analysis run on raw data.

High cutoff = 9.9, low cutoff = 4.3, based on IQR multiplier of 3.

Constituent: Calcium Analysis Run 5/26/2023 12:22 PM View: Outliers
Plant Scherer Client: Southern Company Data: Scherer PAC-CCR

Tukey's Outlier Screening

GWC-51



n = 19

No outliers found.
Tukey's method selected by user.

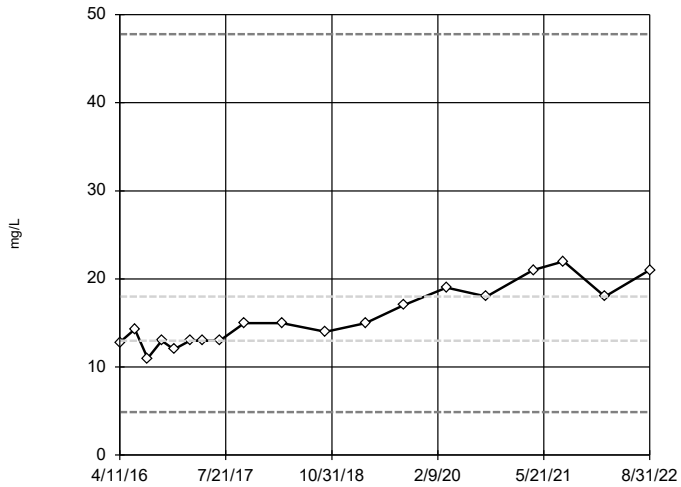
Data were square root transformed to achieve best W statistic (graph shown in original units).

High cutoff = 9.418, low cutoff = 4.518, based on IQR multiplier of 3.

Constituent: Calcium Analysis Run 5/26/2023 12:22 PM View: Outliers
Plant Scherer Client: Southern Company Data: Scherer PAC-CCR

Tukey's Outlier Screening

GWC-52



n = 19

No outliers found.
Tukey's method selected by user.

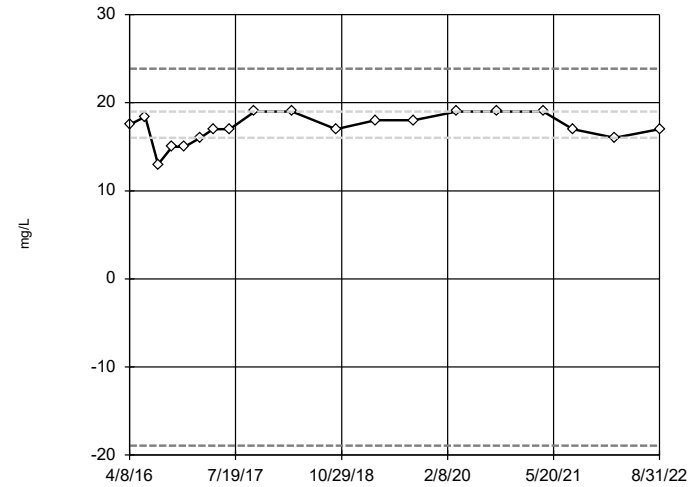
Data were natural log transformed to achieve best W statistic (graph shown in original units).

High cutoff = 47.78, low cutoff = 4.897, based on IQR multiplier of 3.

Constituent: Calcium Analysis Run 5/26/2023 12:22 PM View: Outliers
Plant Scherer Client: Southern Company Data: Scherer PAC-CCR

Tukey's Outlier Screening

GWC-53



n = 19

No outliers found.
Tukey's method selected by user.

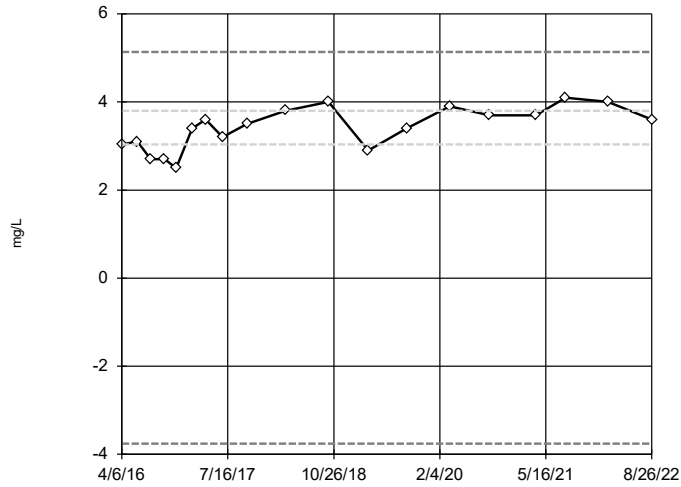
Data were x⁴ transformed to achieve best W statistic (graph shown in original units).

High cutoff = 23.87, low cutoff = -18.95, based on IQR multiplier of 3.

Constituent: Calcium Analysis Run 5/26/2023 12:22 PM View: Outliers
Plant Scherer Client: Southern Company Data: Scherer PAC-CCR

Tukey's Outlier Screening

GWA-21 (bg)



n = 19

No outliers found. Tukey's method selected by user.

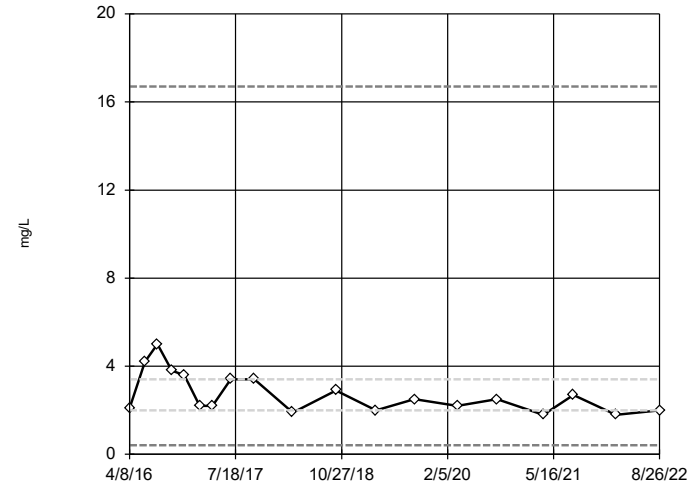
Data were cube transformed to achieve best W statistic (graph shown in original units).

High cutoff = 5.139, low cutoff = -3.754, based on IQR multiplier of 3.

Constituent: Chloride Analysis Run 5/26/2023 12:22 PM View: Outliers
Plant Scherer Client: Southern Company Data: Scherer PAC-CCR

Tukey's Outlier Screening

GWA-22 (bg)



n = 19

No outliers found. Tukey's method selected by user.

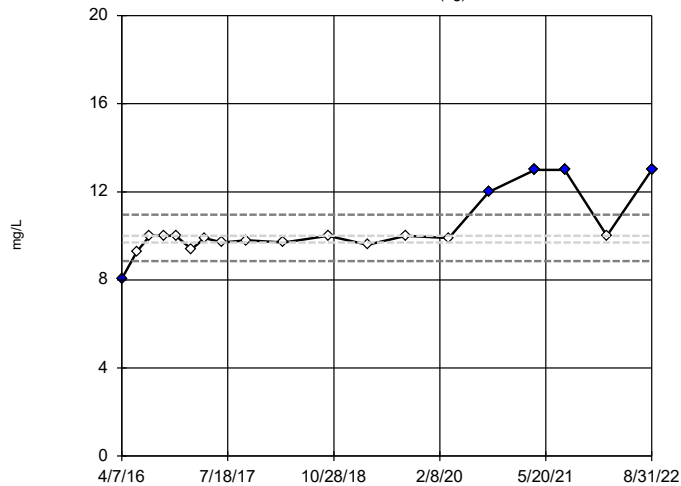
Data were natural log transformed to achieve best W statistic (graph shown in original units).

High cutoff = 16.7, low cutoff = 0.4071, based on IQR multiplier of 3.

Constituent: Chloride Analysis Run 5/26/2023 12:22 PM View: Outliers
Plant Scherer Client: Southern Company Data: Scherer PAC-CCR

Tukey's Outlier Screening

GWA-45 (bg)



n = 19

Outliers are drawn as solid. Tukey's method selected by user.

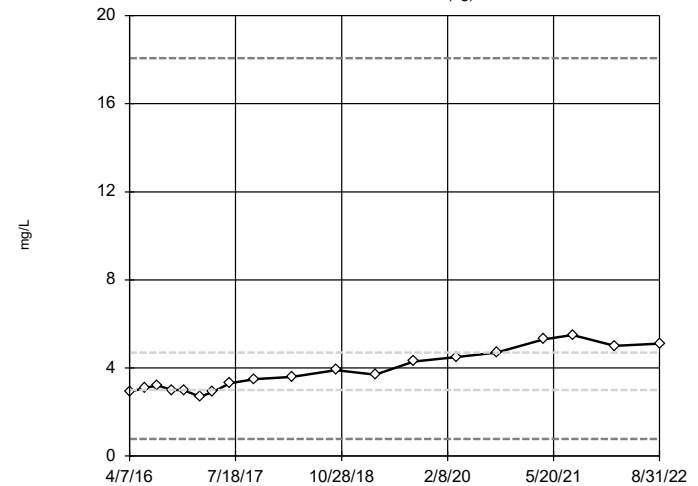
Data were natural log transformed to achieve best W statistic (graph shown in original units).

High cutoff = 10.96, low cutoff = 8.853, based on IQR multiplier of 3.

Constituent: Chloride Analysis Run 5/26/2023 12:22 PM View: Outliers
Plant Scherer Client: Southern Company Data: Scherer PAC-CCR

Tukey's Outlier Screening

GWA-46 (bg)



n = 19

No outliers found. Tukey's method selected by user.

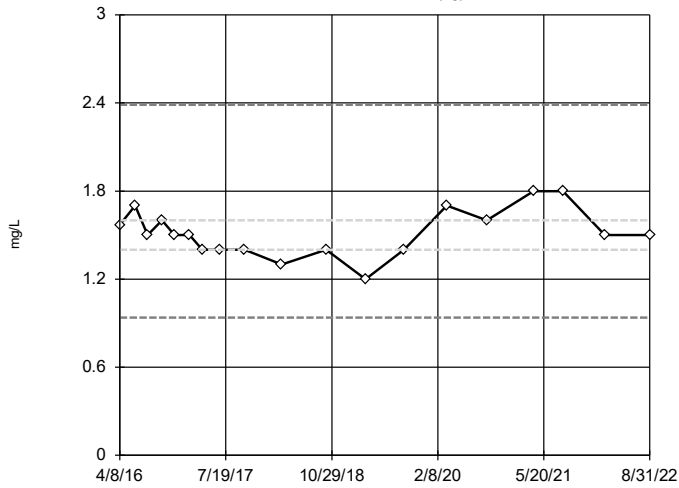
Data were natural log transformed to achieve best W statistic (graph shown in original units).

High cutoff = 18.07, low cutoff = 0.7802, based on IQR multiplier of 3.

Constituent: Chloride Analysis Run 5/26/2023 12:22 PM View: Outliers
Plant Scherer Client: Southern Company Data: Scherer PAC-CCR

Tukey's Outlier Screening

GWA-47 (bg)

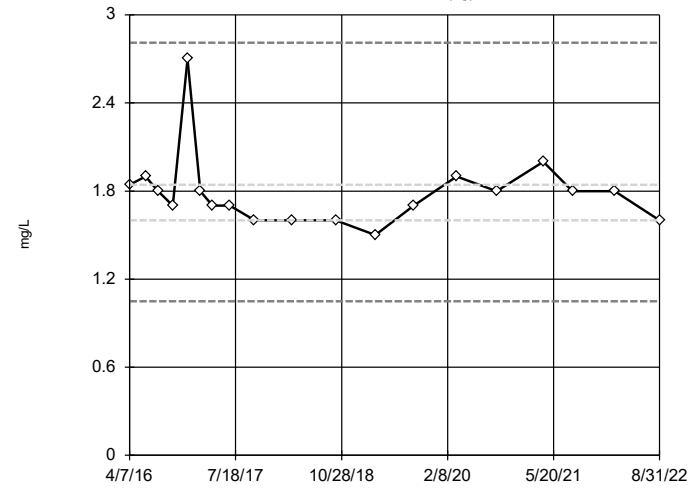


n = 19
 No outliers found.
 Tukey's method selected by user.
 Data were natural log transformed to achieve best W statistic (graph shown in original units).
 High cutoff = 2.388, low cutoff = 0.9379, based on IQR multiplier of 3.

Constituent: Chloride Analysis Run 5/26/2023 12:22 PM View: Outliers
 Plant Scherer Client: Southern Company Data: Scherer PAC-CCR

Tukey's Outlier Screening

GWA-48 (bg)

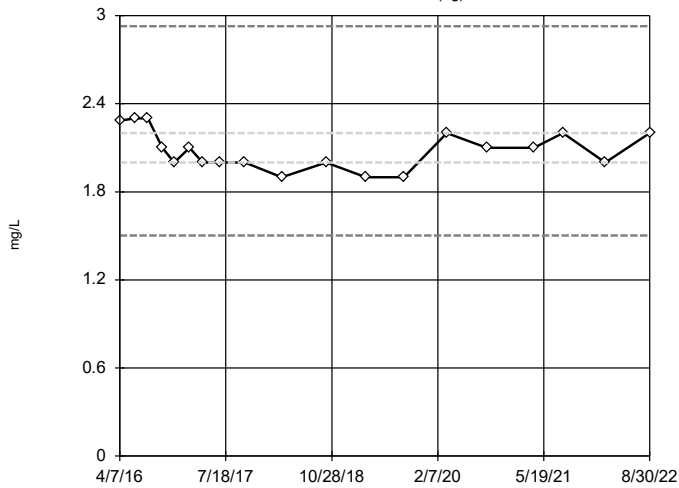


n = 19
 No outliers found.
 Tukey's method selected by user.
 Data were natural log transformed to achieve best W statistic (graph shown in original units).
 High cutoff = 2.811, low cutoff = 1.049, based on IQR multiplier of 3.

Constituent: Chloride Analysis Run 5/26/2023 12:22 PM View: Outliers
 Plant Scherer Client: Southern Company Data: Scherer PAC-CCR

Tukey's Outlier Screening

GWA-49 (bg)

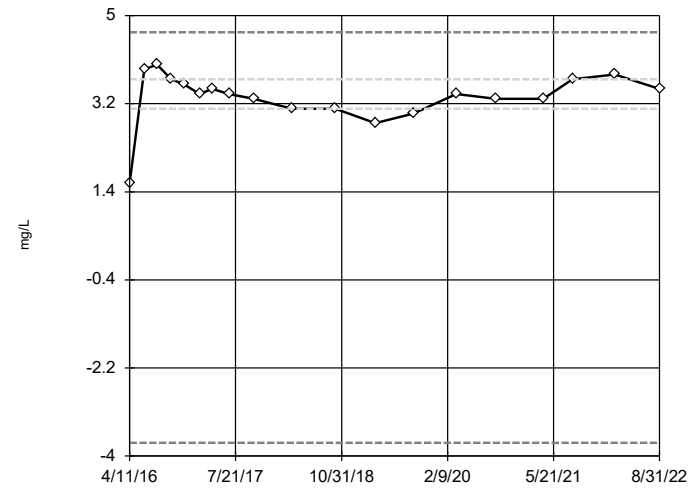


n = 19
 No outliers found.
 Tukey's method selected by user.
 Data were natural log transformed to achieve best W statistic (graph shown in original units).
 High cutoff = 2.928, low cutoff = 1.503, based on IQR multiplier of 3.

Constituent: Chloride Analysis Run 5/26/2023 12:22 PM View: Outliers
 Plant Scherer Client: Southern Company Data: Scherer PAC-CCR

Tukey's Outlier Screening

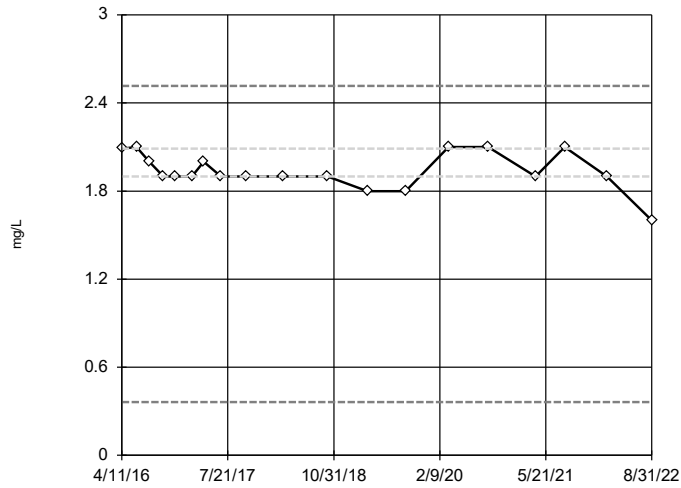
GWC-29



n = 19
 No outliers found.
 Tukey's method selected by user.
 Data were x^4 transformed to achieve best W statistic (graph shown in original units).
 High cutoff = 4.663, low cutoff = -3.726, based on IQR multiplier of 3.

Constituent: Chloride Analysis Run 5/26/2023 12:22 PM View: Outliers
 Plant Scherer Client: Southern Company Data: Scherer PAC-CCR

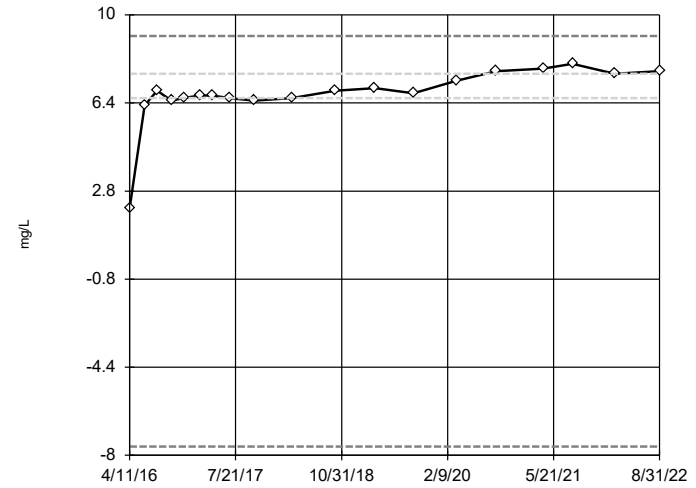
Tukey's Outlier Screening GWC-50



n = 19
 No outliers found.
 Tukey's method selected by user.
 Data were cube transformed to achieve best W statistic (graph shown in original units).
 High cutoff = 2.517, low cutoff = 0.3635, based on IQR multiplier of 3.

Constituent: Chloride Analysis Run 5/26/2023 12:22 PM View: Outliers
 Plant Scherer Client: Southern Company Data: Scherer PAC-CCR

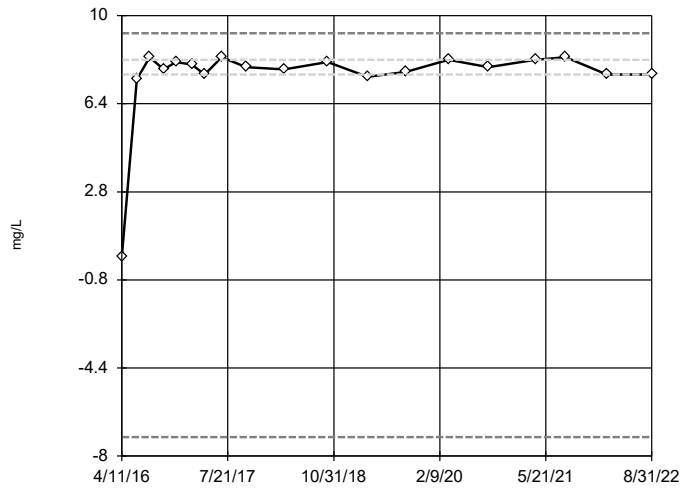
Tukey's Outlier Screening GWC-51



n = 19
 No outliers found.
 Tukey's method selected by user.
 Data were x⁵ transformed to achieve best W statistic (graph shown in original units).
 High cutoff = 9.142, low cutoff = -7.637, based on IQR multiplier of 3.

Constituent: Chloride Analysis Run 5/26/2023 12:22 PM View: Outliers
 Plant Scherer Client: Southern Company Data: Scherer PAC-CCR

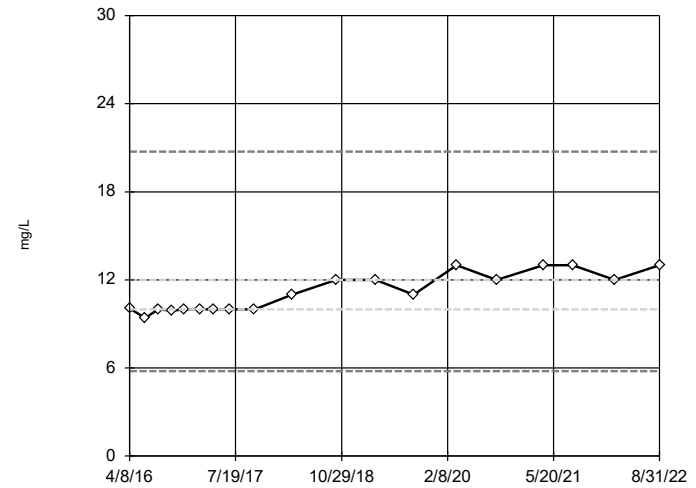
Tukey's Outlier Screening GWC-52



n = 19
 No outliers found.
 Tukey's method selected by user.
 Data were x⁶ transformed to achieve best W statistic (graph shown in original units).
 High cutoff = 9.278, low cutoff = -7.216, based on IQR multiplier of 3.

Constituent: Chloride Analysis Run 5/26/2023 12:22 PM View: Outliers
 Plant Scherer Client: Southern Company Data: Scherer PAC-CCR

Tukey's Outlier Screening GWC-53

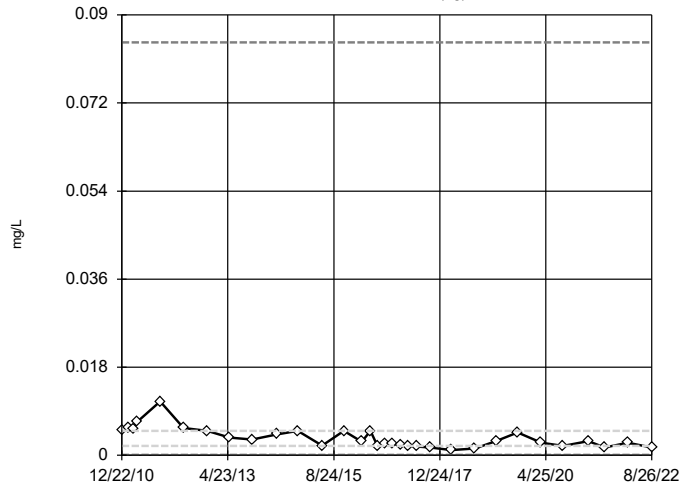


n = 19
 No outliers found.
 Tukey's method selected by user.
 Data were natural log transformed to achieve best W statistic (graph shown in original units).
 High cutoff = 20.74, low cutoff = 5.787, based on IQR multiplier of 3.

Constituent: Chloride Analysis Run 5/26/2023 12:22 PM View: Outliers
 Plant Scherer Client: Southern Company Data: Scherer PAC-CCR

Tukey's Outlier Screening

GWA-21 (bg)

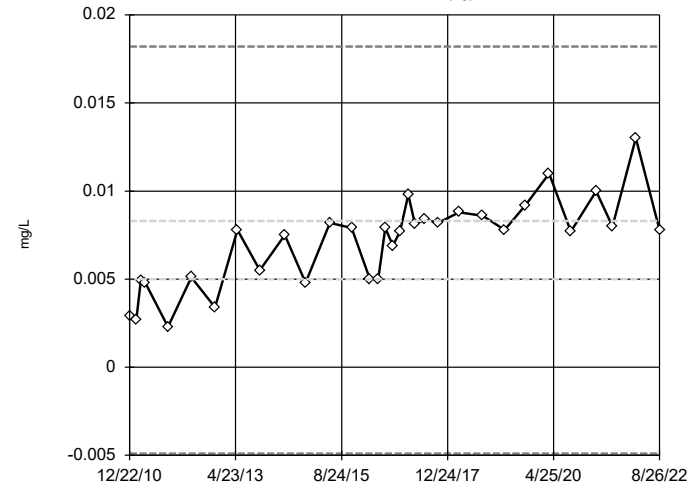


n = 32
 No outliers found.
 Tukey's method selected by user.
 Data were natural log transformed to achieve best W statistic (graph shown in original units).
 High cutoff = 0.08437, low cutoff = 0.0001155, based on IQR multiplier of 3.

Constituent: Chromium, Total Analysis Run 5/26/2023 12:22 PM View: Outliers
 Plant Scherer Client: Southern Company Data: Scherer PAC-CCR

Tukey's Outlier Screening

GWA-22 (bg)

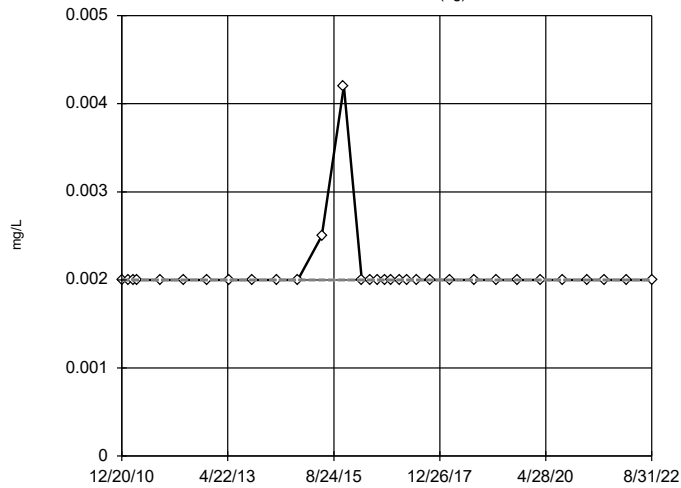


n = 32
 No outliers found.
 Tukey's method selected by user.
 Ladder of Powers transformations did not improve normality; analysis run on raw data.
 High cutoff = 0.0182, low cutoff = -0.0049, based on IQR multiplier of 3.

Constituent: Chromium, Total Analysis Run 5/26/2023 12:22 PM View: Outliers
 Plant Scherer Client: Southern Company Data: Scherer PAC-CCR

Tukey's Outlier Screening

GWA-45 (bg)

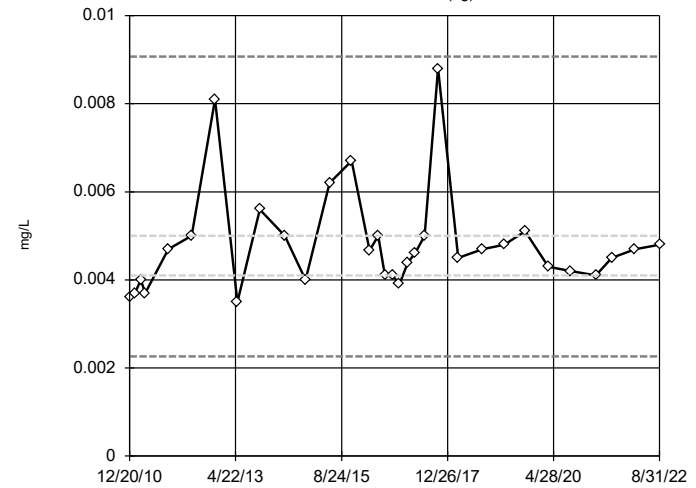


n = 32
 No outliers found.
 Tukey's method selected by user.
 Data were natural log transformed to achieve best W statistic (graph shown in original units).
 The results were invalidated, because the lower and upper quartiles are equal.

Constituent: Chromium, Total Analysis Run 5/26/2023 12:22 PM View: Outliers
 Plant Scherer Client: Southern Company Data: Scherer PAC-CCR

Tukey's Outlier Screening

GWA-46 (bg)

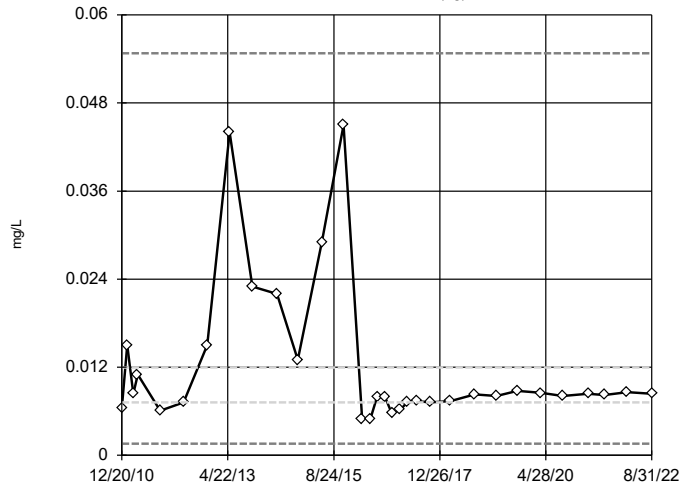


n = 32
 No outliers found.
 Tukey's method selected by user.
 Data were natural log transformed to achieve best W statistic (graph shown in original units).
 High cutoff = 0.009068, low cutoff = 0.002261, based on IQR multiplier of 3.

Constituent: Chromium, Total Analysis Run 5/26/2023 12:22 PM View: Outliers
 Plant Scherer Client: Southern Company Data: Scherer PAC-CCR

Tukey's Outlier Screening

GWA-47 (bg)

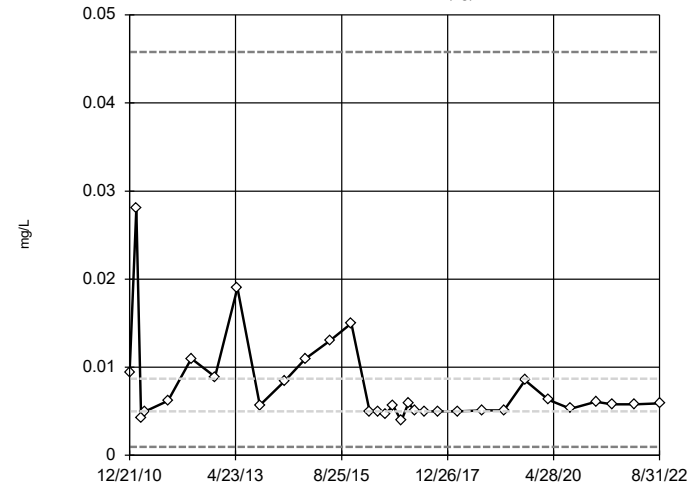


n = 32
 No outliers found.
 Tukey's method selected by user.
 Data were natural log transformed to achieve best W statistic (graph shown in original units).
 High cutoff = 0.05479,
 low cutoff = 0.001572,
 based on IQR multiplier of 3.

Constituent: Chromium, Total Analysis Run 5/26/2023 12:22 PM View: Outliers
 Plant Scherer Client: Southern Company Data: Scherer PAC-CCR

Tukey's Outlier Screening

GWA-48 (bg)

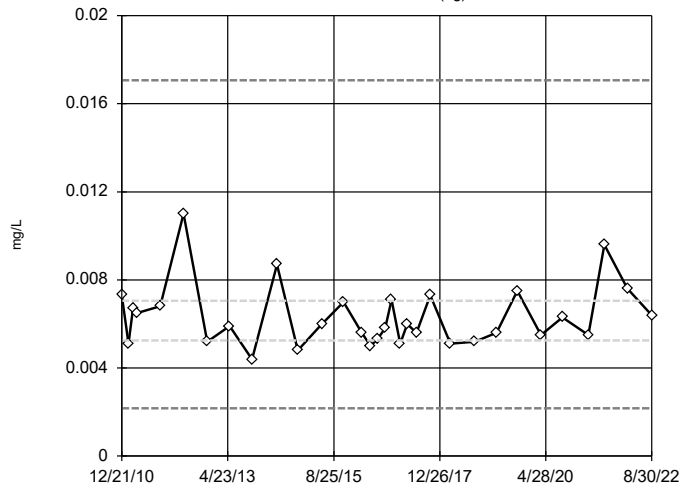


n = 32
 No outliers found.
 Tukey's method selected by user.
 Data were natural log transformed to achieve best W statistic (graph shown in original units).
 High cutoff = 0.04578,
 low cutoff = 0.0009499,
 based on IQR multiplier of 3.

Constituent: Chromium, Total Analysis Run 5/26/2023 12:22 PM View: Outliers
 Plant Scherer Client: Southern Company Data: Scherer PAC-CCR

Tukey's Outlier Screening

GWA-49 (bg)

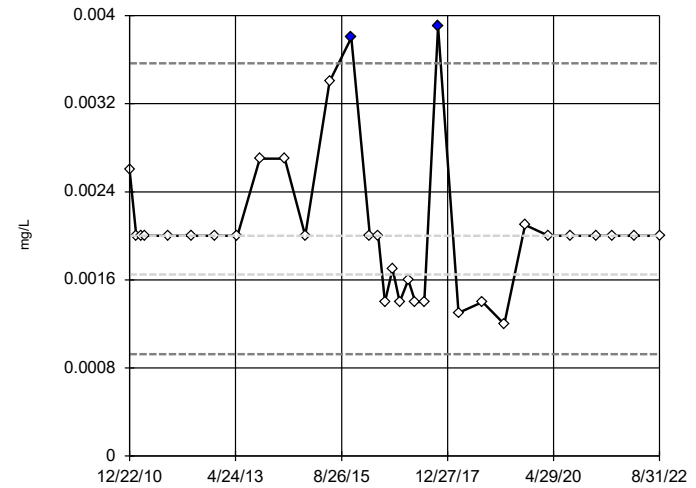


n = 32
 No outliers found.
 Tukey's method selected by user.
 Data were natural log transformed to achieve best W statistic (graph shown in original units).
 High cutoff = 0.01707,
 low cutoff = 0.002168,
 based on IQR multiplier of 3.

Constituent: Chromium, Total Analysis Run 5/26/2023 12:22 PM View: Outliers
 Plant Scherer Client: Southern Company Data: Scherer PAC-CCR

Tukey's Outlier Screening

GWC-29

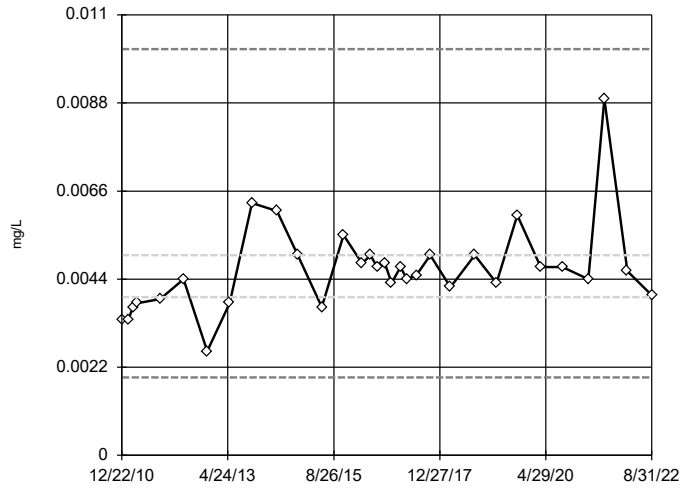


n = 32
 Outliers are drawn as solid.
 Tukey's method selected by user.
 Data were natural log transformed to achieve best W statistic (graph shown in original units).
 High cutoff = 0.003567,
 low cutoff = 0.0009248,
 based on IQR multiplier of 3.

Constituent: Chromium, Total Analysis Run 5/26/2023 12:22 PM View: Outliers
 Plant Scherer Client: Southern Company Data: Scherer PAC-CCR

Tukey's Outlier Screening

GWC-50



n = 32

No outliers found.
Tukey's method selected by user.

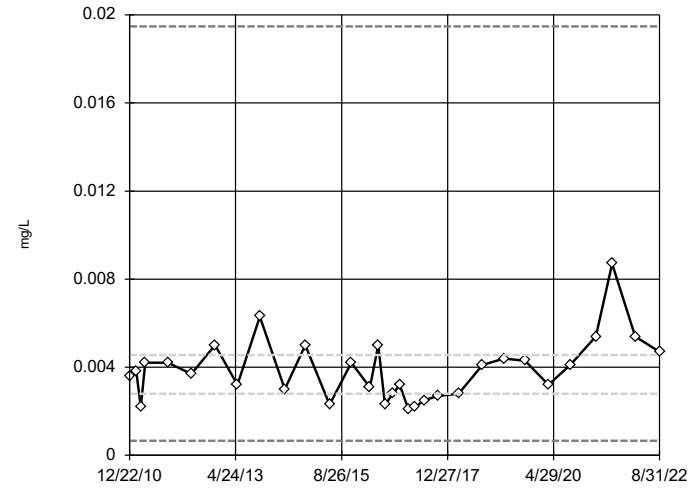
Data were natural log transformed to achieve best W statistic (graph shown in original units).

High cutoff = 0.01014,
low cutoff = 0.001947,
based on IQR multiplier of 3.

Constituent: Chromium, Total Analysis Run 5/26/2023 12:22 PM View: Outliers
Plant Scherer Client: Southern Company Data: Scherer PAC-CCR

Tukey's Outlier Screening

GWC-51



n = 32

No outliers found.
Tukey's method selected by user.

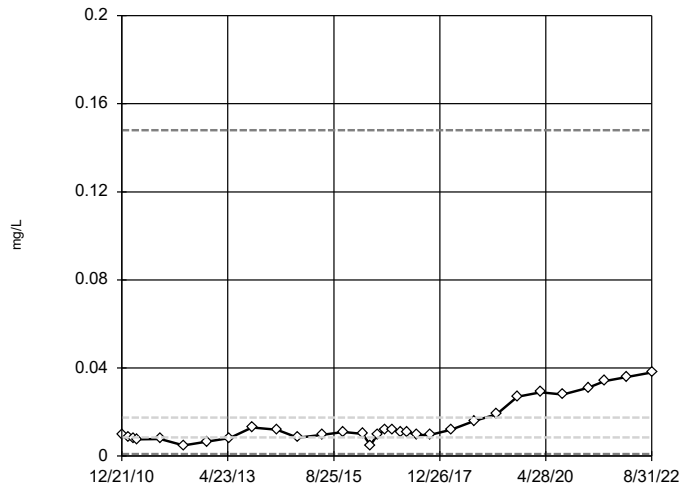
Data were natural log transformed to achieve best W statistic (graph shown in original units).

High cutoff = 0.01948,
low cutoff = 0.0006536,
based on IQR multiplier of 3.

Constituent: Chromium, Total Analysis Run 5/26/2023 12:22 PM View: Outliers
Plant Scherer Client: Southern Company Data: Scherer PAC-CCR

Tukey's Outlier Screening

GWC-52



n = 32

No outliers found.
Tukey's method selected by user.

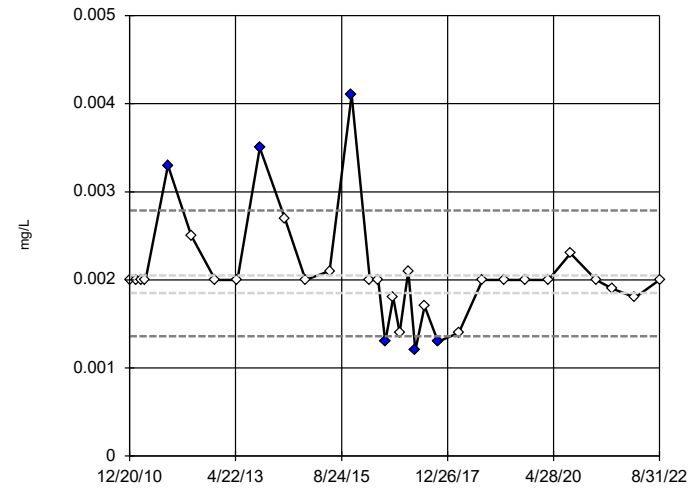
Data were natural log transformed to achieve best W statistic (graph shown in original units).

High cutoff = 0.1479,
low cutoff = 0.001008,
based on IQR multiplier of 3.

Constituent: Chromium, Total Analysis Run 5/26/2023 12:22 PM View: Outliers
Plant Scherer Client: Southern Company Data: Scherer PAC-CCR

Tukey's Outlier Screening

GWC-53



n = 32

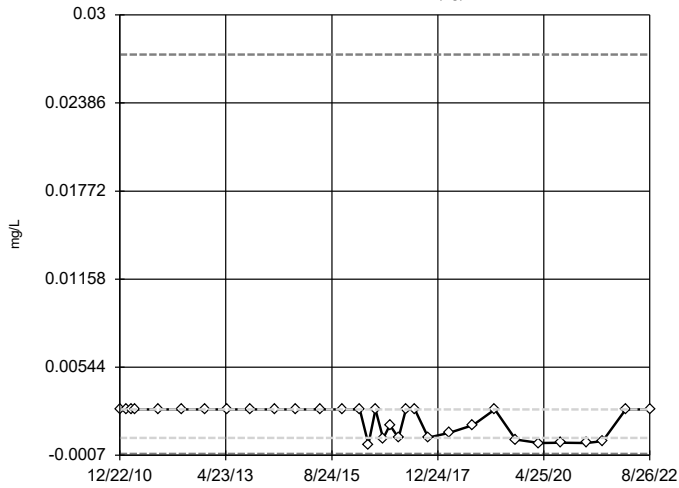
Outliers are drawn as solid.
Tukey's method selected by user.

Data were natural log transformed to achieve best W statistic (graph shown in original units).

High cutoff = 0.002789,
low cutoff = 0.001359,
based on IQR multiplier of 3.

Constituent: Chromium, Total Analysis Run 5/26/2023 12:22 PM View: Outliers
Plant Scherer Client: Southern Company Data: Scherer PAC-CCR

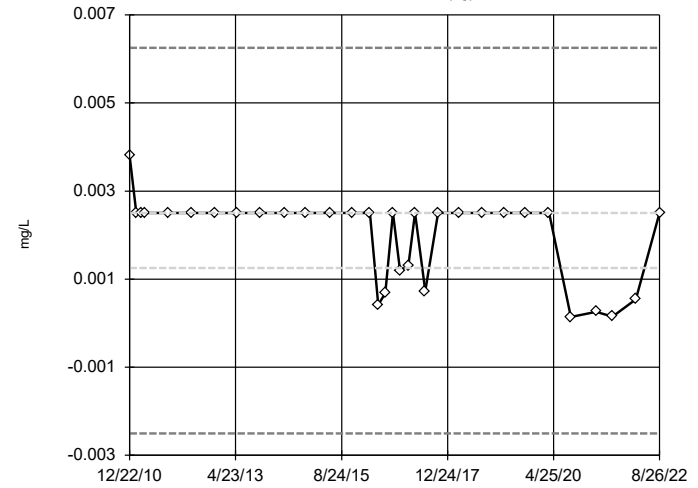
Tukey's Outlier Screening GWA-21 (bg)



n = 32
 No outliers found.
 Tukey's method selected by user.
 Data were cube root transformed to achieve best W statistic (graph shown in original units).
 High cutoff = 0.02724, low cutoff = -0.0006029, based on IQR multiplier of 3.

Constituent: Cobalt, Total Analysis Run 5/26/2023 12:22 PM View: Outliers
 Plant Scherer Client: Southern Company Data: Scherer PAC-CCR

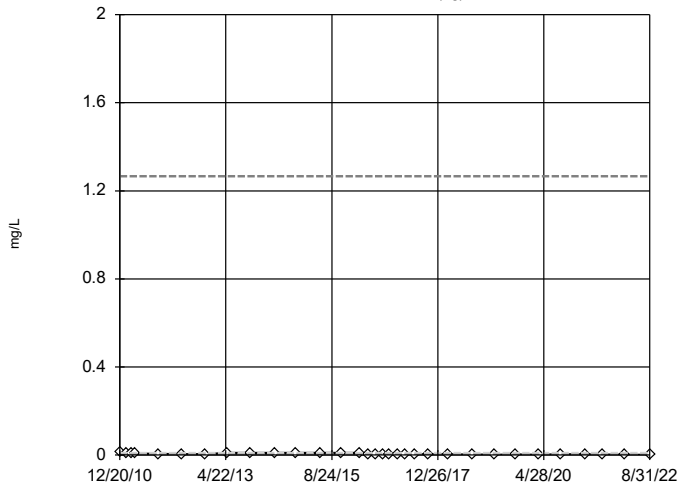
Tukey's Outlier Screening GWA-22 (bg)



n = 32
 No outliers found.
 Tukey's method selected by user.
 Ladder of Powers transformations did not improve normality; analysis run on raw data.
 High cutoff = 0.00625, low cutoff = -0.0025, based on IQR multiplier of 3.

Constituent: Cobalt, Total Analysis Run 5/26/2023 12:22 PM View: Outliers
 Plant Scherer Client: Southern Company Data: Scherer PAC-CCR

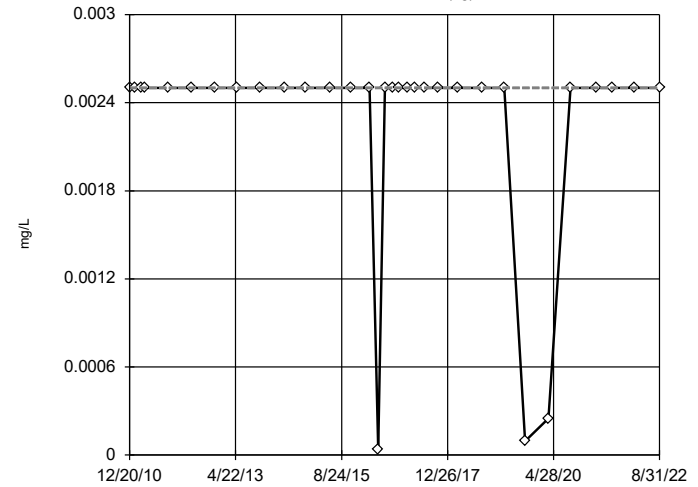
Tukey's Outlier Screening GWA-45 (bg)



n = 32
 No outliers found.
 Tukey's method selected by user.
 Data were natural log transformed to achieve best W statistic (graph shown in original units).
 High cutoff = 1.266, low cutoff = 0.00001445, based on IQR multiplier of 3.

Constituent: Cobalt, Total Analysis Run 5/26/2023 12:22 PM View: Outliers
 Plant Scherer Client: Southern Company Data: Scherer PAC-CCR

Tukey's Outlier Screening GWA-46 (bg)

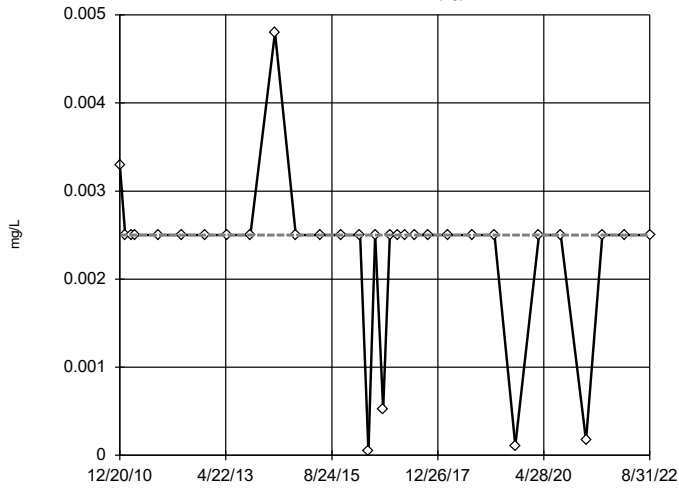


n = 32
 No outliers found.
 Tukey's method selected by user.
 Data were natural log transformed to achieve best W statistic (graph shown in original units).
 The results were invalidated, because the lower and upper quartiles are equal.

Constituent: Cobalt, Total Analysis Run 5/26/2023 12:22 PM View: Outliers
 Plant Scherer Client: Southern Company Data: Scherer PAC-CCR

Tukey's Outlier Screening

GWA-47 (bg)

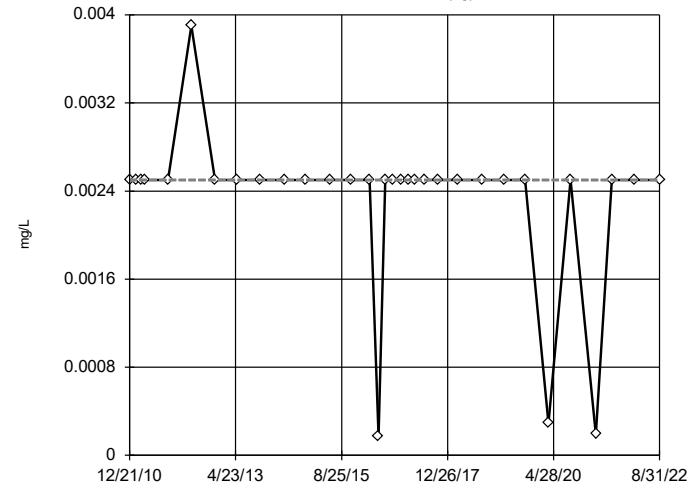


n = 32
 No outliers found.
 Tukey's method selected by user.
 Ladder of Powers transformations did not improve normality; analysis run on raw data.
 The results were invalidated, because the lower and upper quartiles are equal.

Constituent: Cobalt, Total Analysis Run 5/26/2023 12:22 PM View: Outliers
 Plant Scherer Client: Southern Company Data: Scherer PAC-CCR

Tukey's Outlier Screening

GWA-48 (bg)

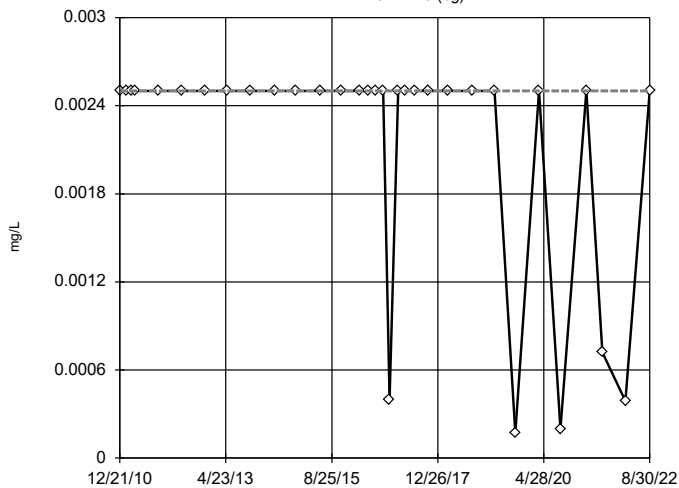


n = 32
 No outliers found.
 Tukey's method selected by user.
 Data were square transformed to achieve best W statistic (graph shown in original units).
 The results were invalidated, because the lower and upper quartiles are equal.

Constituent: Cobalt, Total Analysis Run 5/26/2023 12:22 PM View: Outliers
 Plant Scherer Client: Southern Company Data: Scherer PAC-CCR

Tukey's Outlier Screening

GWA-49 (bg)

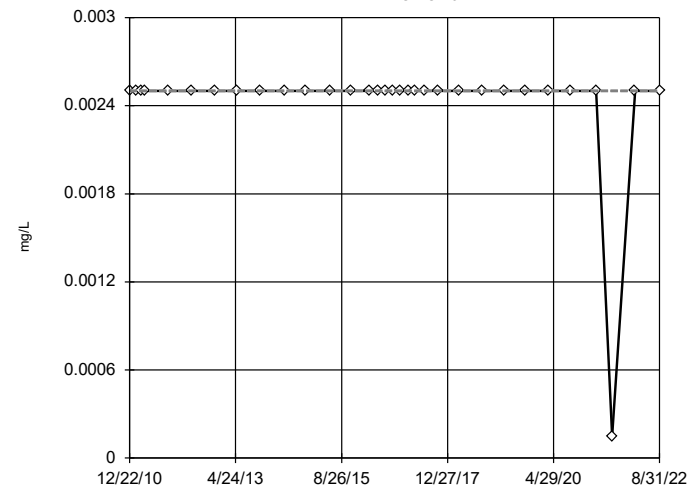


n = 32
 No outliers found.
 Tukey's method selected by user.
 Data were natural log transformed to achieve best W statistic (graph shown in original units).
 The results were invalidated, because the lower and upper quartiles are equal.

Constituent: Cobalt, Total Analysis Run 5/26/2023 12:22 PM View: Outliers
 Plant Scherer Client: Southern Company Data: Scherer PAC-CCR

Tukey's Outlier Screening

GWC-29

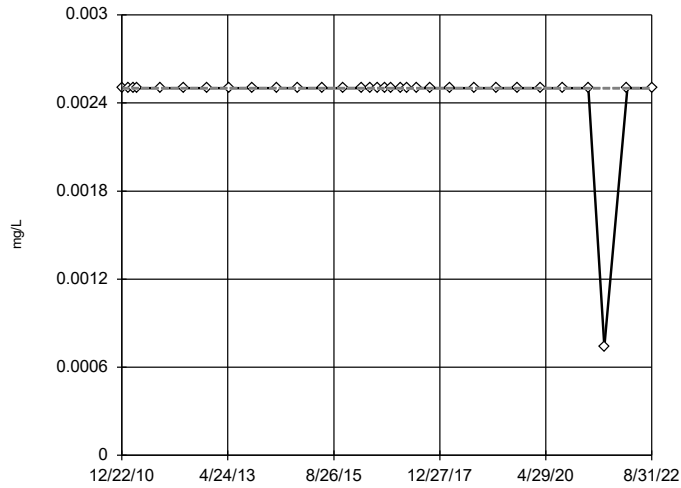


n = 32
 No outliers found.
 Tukey's method selected by user.
 Data were x^6 transformed to achieve best W statistic (graph shown in original units).
 The results were invalidated, because the lower and upper quartiles are equal.

Constituent: Cobalt, Total Analysis Run 5/26/2023 12:22 PM View: Outliers
 Plant Scherer Client: Southern Company Data: Scherer PAC-CCR

Tukey's Outlier Screening

GWC-50

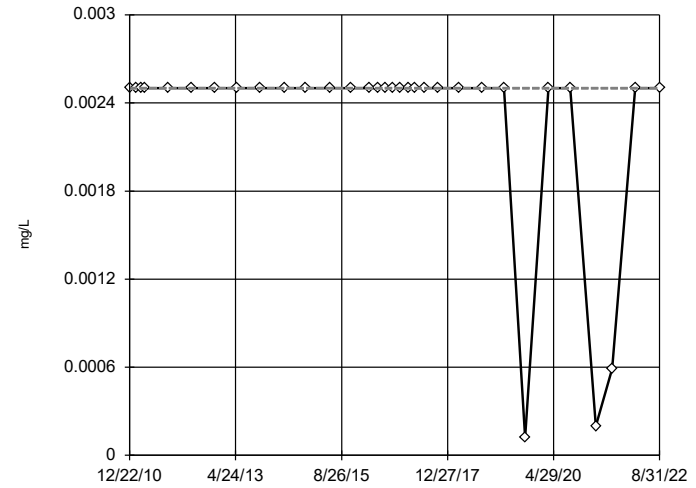


n = 32
 No outliers found.
 Tukey's method selected by user.
 Data were x^5 transformed to achieve best W statistic (graph shown in original units).
 The results were invalidated, because the lower and upper quartiles are equal.

Constituent: Cobalt, Total Analysis Run 5/26/2023 12:22 PM View: Outliers
 Plant Scherer Client: Southern Company Data: Scherer PAC-CCR

Tukey's Outlier Screening

GWC-51

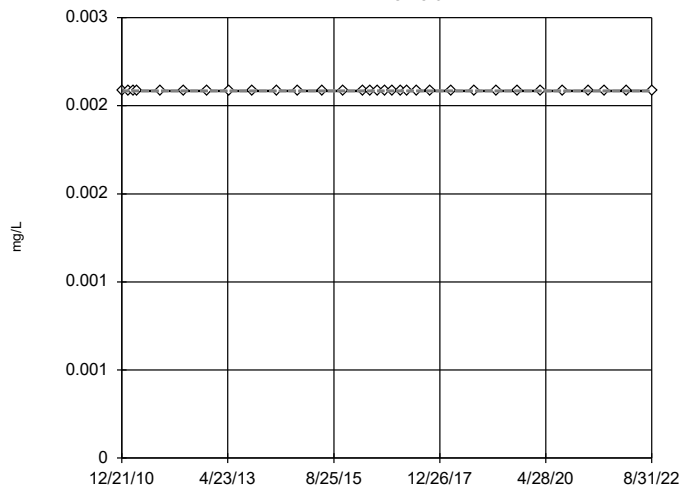


n = 32
 No outliers found.
 Tukey's method selected by user.
 Data were cube root transformed to achieve best W statistic (graph shown in original units).
 The results were invalidated, because the lower and upper quartiles are equal.

Constituent: Cobalt, Total Analysis Run 5/26/2023 12:22 PM View: Outliers
 Plant Scherer Client: Southern Company Data: Scherer PAC-CCR

Tukey's Outlier Screening

GWC-52

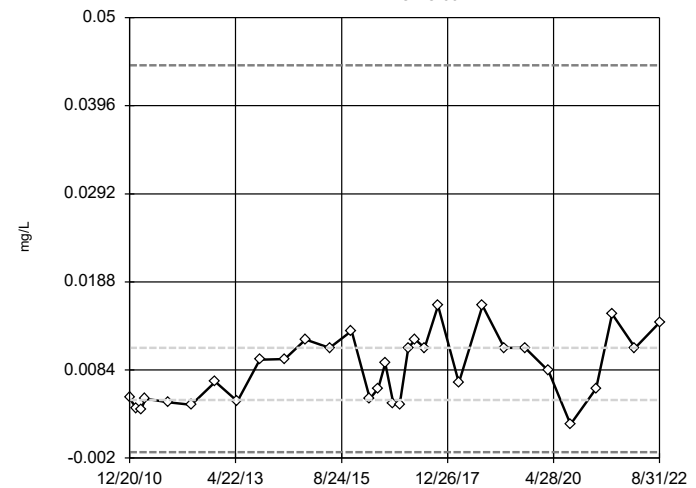


n = 32
 No outliers found.
 Tukey's method selected by user.
 Data were square root transformed to achieve best W statistic (graph shown in original units).
 The results were invalidated, because the lower and upper quartiles are equal.

Constituent: Cobalt, Total Analysis Run 5/26/2023 12:22 PM View: Outliers
 Plant Scherer Client: Southern Company Data: Scherer PAC-CCR

Tukey's Outlier Screening

GWC-53

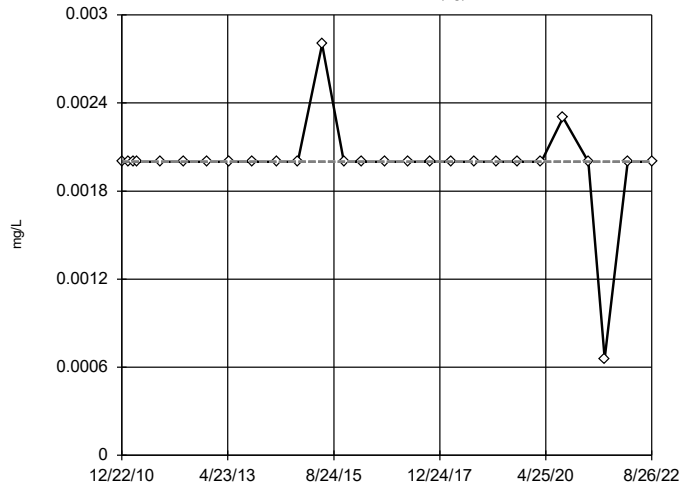


n = 32
 No outliers found.
 Tukey's method selected by user.
 Data were square root transformed to achieve best W statistic (graph shown in original units).
 High cutoff = 0.04436, low cutoff = -0.001304, based on IQR multiplier of 3.

Constituent: Cobalt, Total Analysis Run 5/26/2023 12:22 PM View: Outliers
 Plant Scherer Client: Southern Company Data: Scherer PAC-CCR

Tukey's Outlier Screening

GWA-21 (bg)

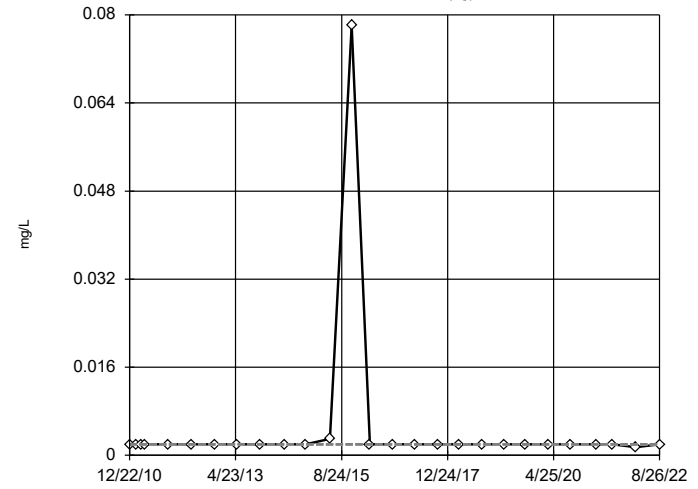


n = 27
 No outliers found.
 Tukey's method selected by user.
 Data were square transformed to achieve best W statistic (graph shown in original units).
 The results were invalidated, because the lower and upper quartiles are equal.

Constituent: Copper, Total Analysis Run 5/26/2023 12:22 PM View: Outliers
 Plant Scherer Client: Southern Company Data: Scherer PAC-CCR

Tukey's Outlier Screening

GWA-22 (bg)

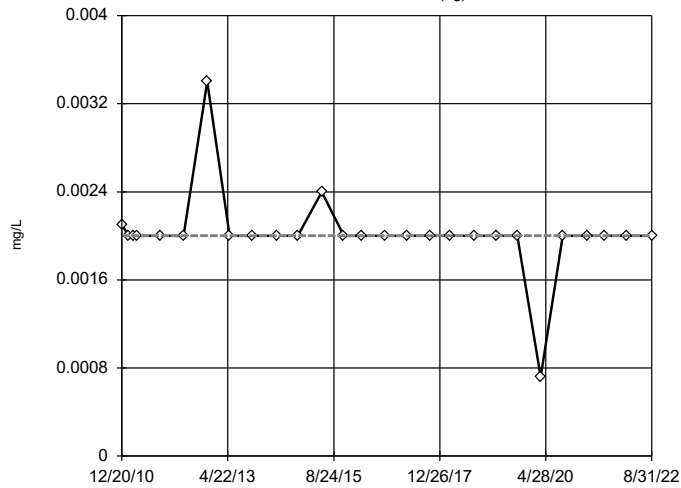


n = 27
 No outliers found.
 Tukey's method selected by user.
 Data were natural log transformed to achieve best W statistic (graph shown in original units).
 The results were invalidated, because the lower and upper quartiles are equal.

Constituent: Copper, Total Analysis Run 5/26/2023 12:22 PM View: Outliers
 Plant Scherer Client: Southern Company Data: Scherer PAC-CCR

Tukey's Outlier Screening

GWA-45 (bg)

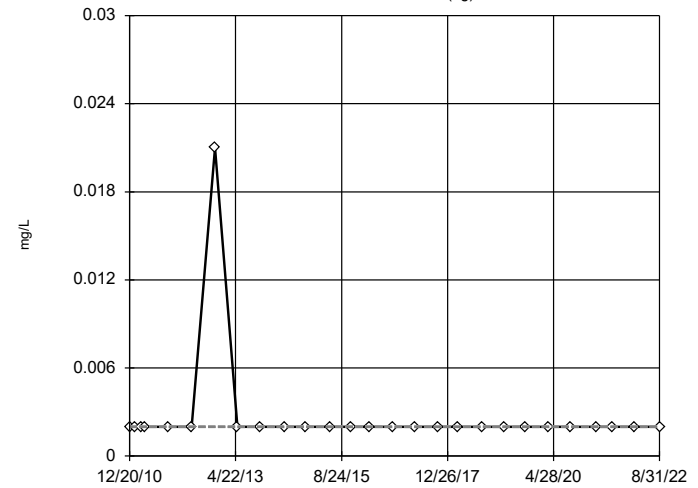


n = 27
 No outliers found.
 Tukey's method selected by user.
 Ladder of Powers transformations did not improve normality; analysis run on raw data.
 The results were invalidated, because the lower and upper quartiles are equal.

Constituent: Copper, Total Analysis Run 5/26/2023 12:22 PM View: Outliers
 Plant Scherer Client: Southern Company Data: Scherer PAC-CCR

Tukey's Outlier Screening

GWA-46 (bg)

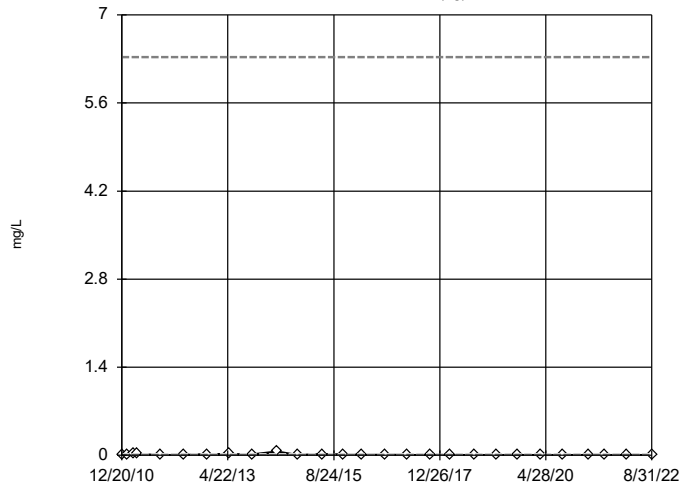


n = 27
 No outliers found.
 Tukey's method selected by user.
 Ladder of Powers transformations did not improve normality; analysis run on raw data.
 The results were invalidated, because the lower and upper quartiles are equal.

Constituent: Copper, Total Analysis Run 5/26/2023 12:23 PM View: Outliers
 Plant Scherer Client: Southern Company Data: Scherer PAC-CCR

Tukey's Outlier Screening

GWA-47 (bg)

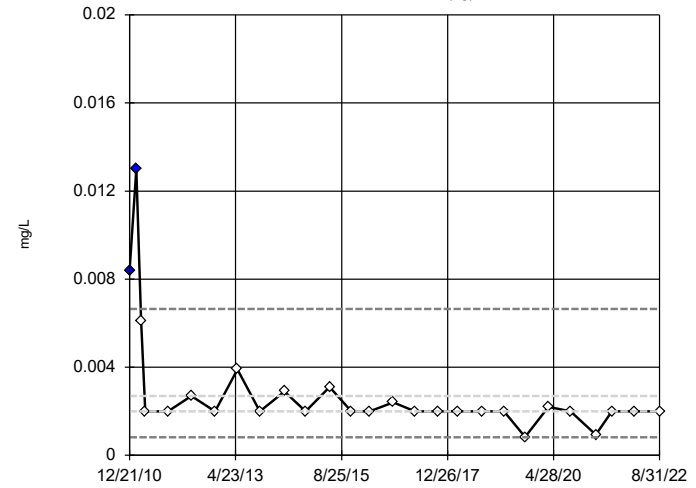


n = 27
 No outliers found.
 Tukey's method selected by user.
 Data were natural log transformed to achieve best W statistic (graph shown in original units).
 High cutoff = 6.328, low cutoff = 0.00004741, based on IQR multiplier of 3.

Constituent: Copper, Total Analysis Run 5/26/2023 12:23 PM View: Outliers
 Plant Scherer Client: Southern Company Data: Scherer PAC-CCR

Tukey's Outlier Screening

GWA-48 (bg)

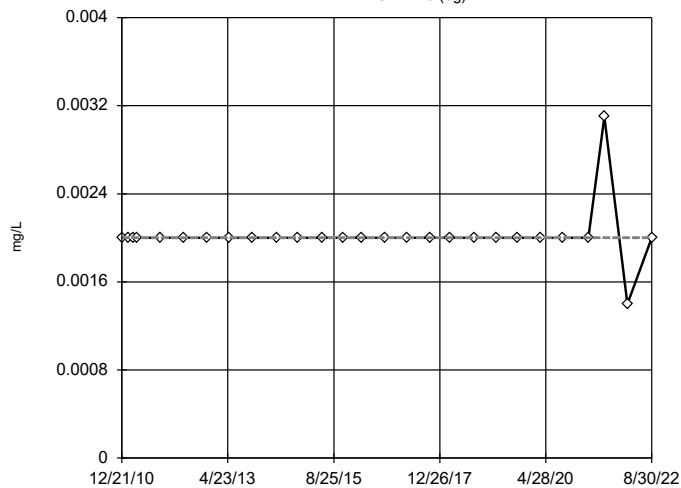


n = 27
 Outliers are drawn as solid.
 Tukey's method selected by user.
 Data were natural log transformed to achieve best W statistic (graph shown in original units).
 High cutoff = 0.006643, low cutoff = 0.0008129, based on IQR multiplier of 3.

Constituent: Copper, Total Analysis Run 5/26/2023 12:23 PM View: Outliers
 Plant Scherer Client: Southern Company Data: Scherer PAC-CCR

Tukey's Outlier Screening

GWA-49 (bg)

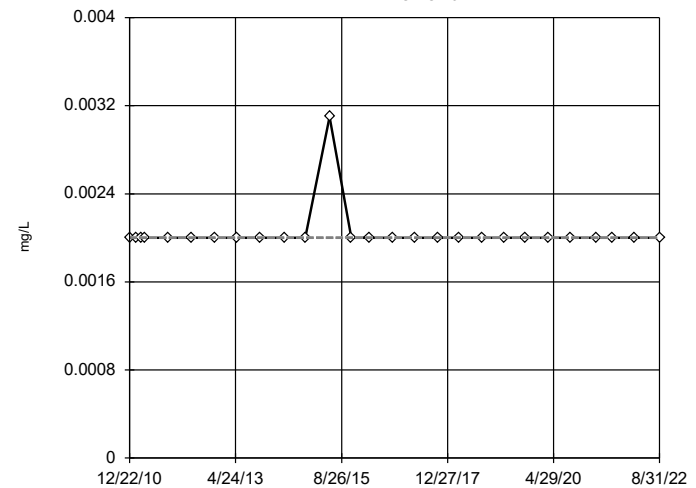


n = 27
 No outliers found.
 Tukey's method selected by user.
 Data were natural log transformed to achieve best W statistic (graph shown in original units).
 The results were invalidated, because the lower and upper quartiles are equal.

Constituent: Copper, Total Analysis Run 5/26/2023 12:23 PM View: Outliers
 Plant Scherer Client: Southern Company Data: Scherer PAC-CCR

Tukey's Outlier Screening

GWC-29

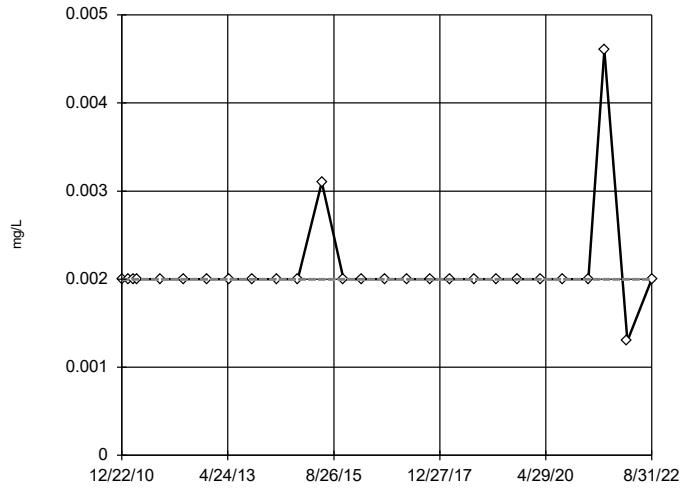


n = 27
 No outliers found.
 Tukey's method selected by user.
 Data were square root transformed to achieve best W statistic (graph shown in original units).
 The results were invalidated, because the lower and upper quartiles are equal.

Constituent: Copper, Total Analysis Run 5/26/2023 12:23 PM View: Outliers
 Plant Scherer Client: Southern Company Data: Scherer PAC-CCR

Tukey's Outlier Screening

GWC-50

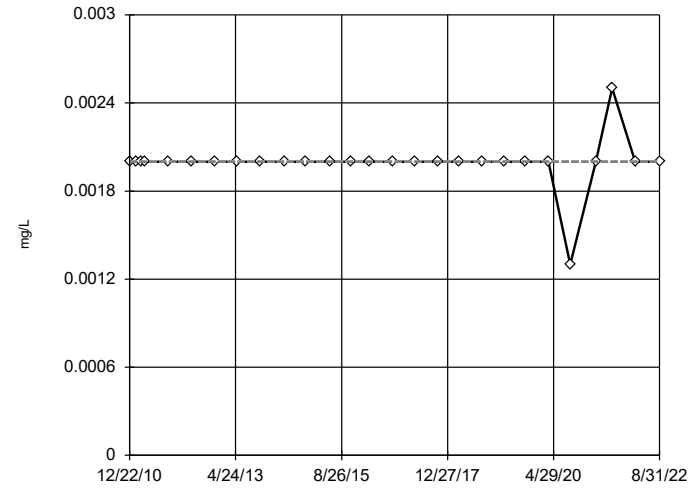


n = 27
 No outliers found.
 Tukey's method selected by user.
 Data were natural log transformed to achieve best W statistic (graph shown in original units).
 The results were invalidated, because the lower and upper quartiles are equal.

Constituent: Copper, Total Analysis Run 5/26/2023 12:23 PM View: Outliers
 Plant Scherer Client: Southern Company Data: Scherer PAC-CCR

Tukey's Outlier Screening

GWC-51

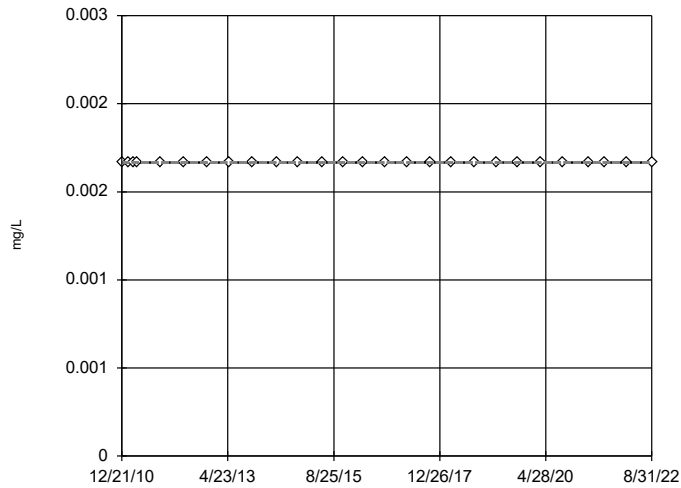


n = 27
 No outliers found.
 Tukey's method selected by user.
 Data were square transformed to achieve best W statistic (graph shown in original units).
 The results were invalidated, because the lower and upper quartiles are equal.

Constituent: Copper, Total Analysis Run 5/26/2023 12:23 PM View: Outliers
 Plant Scherer Client: Southern Company Data: Scherer PAC-CCR

Tukey's Outlier Screening

GWC-52

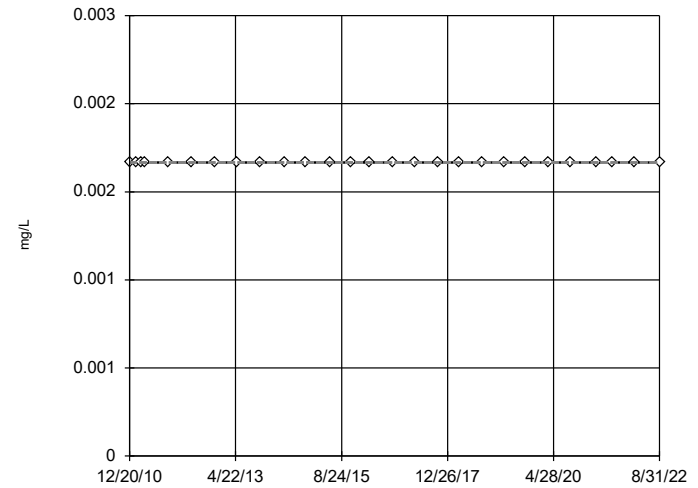


n = 27
 No outliers found.
 Tukey's method selected by user.
 Data were square root transformed to achieve best W statistic (graph shown in original units).
 The results were invalidated, because the lower and upper quartiles are equal.

Constituent: Copper, Total Analysis Run 5/26/2023 12:23 PM View: Outliers
 Plant Scherer Client: Southern Company Data: Scherer PAC-CCR

Tukey's Outlier Screening

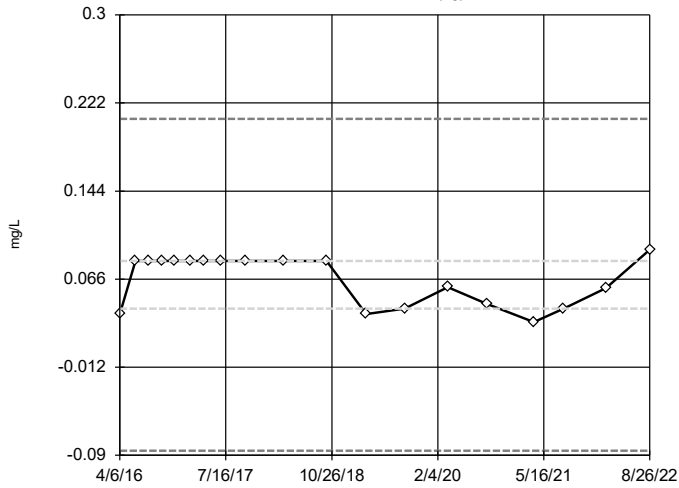
GWC-53



n = 27
 No outliers found.
 Tukey's method selected by user.
 Data were square root transformed to achieve best W statistic (graph shown in original units).
 The results were invalidated, because the lower and upper quartiles are equal.

Constituent: Copper, Total Analysis Run 5/26/2023 12:23 PM View: Outliers
 Plant Scherer Client: Southern Company Data: Scherer PAC-CCR

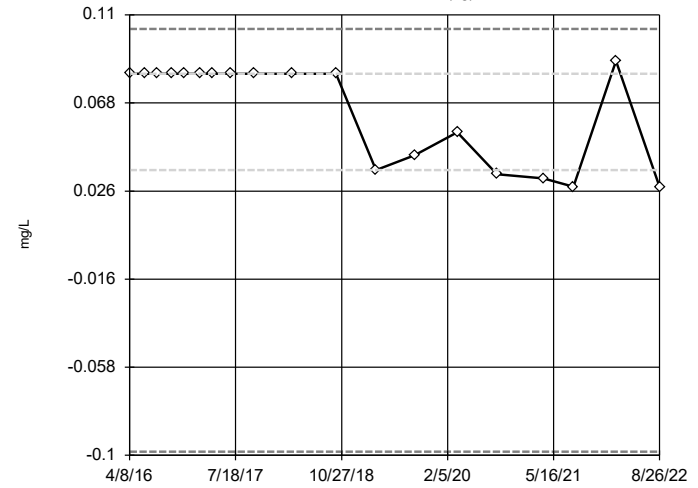
Tukey's Outlier Screening
GWA-21 (bg)



n = 19
No outliers found. Tukey's method selected by user.
Ladder of Powers transformations did not improve normality; analysis run on raw data.
High cutoff = 0.208, low cutoff = -0.086, based on IQR multiplier of 3.

Constituent: Fluoride Analysis Run 5/26/2023 12:23 PM View: Outliers
Plant Scherer Client: Southern Company Data: Scherer PAC-CCR

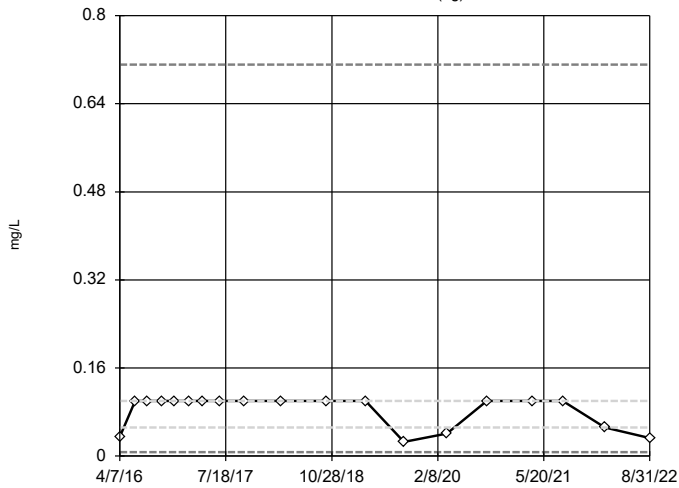
Tukey's Outlier Screening
GWA-22 (bg)



n = 19
No outliers found. Tukey's method selected by user.
Data were x^6 transformed to achieve best W statistic (graph shown in original units).
High cutoff = 0.1032, low cutoff = -0.09832, based on IQR multiplier of 3.

Constituent: Fluoride Analysis Run 5/26/2023 12:23 PM View: Outliers
Plant Scherer Client: Southern Company Data: Scherer PAC-CCR

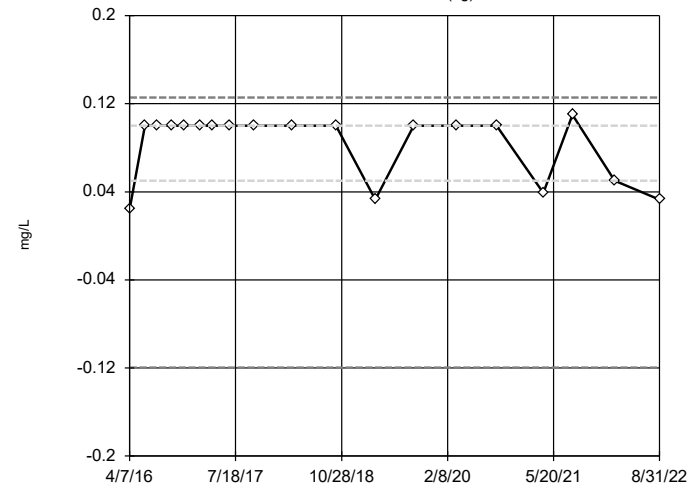
Tukey's Outlier Screening
GWA-45 (bg)



n = 19
No outliers found. Tukey's method selected by user.
Data were natural log transformed to achieve best W statistic (graph shown in original units).
High cutoff = 0.7112, low cutoff = 0.007312, based on IQR multiplier of 3.

Constituent: Fluoride Analysis Run 5/26/2023 12:23 PM View: Outliers
Plant Scherer Client: Southern Company Data: Scherer PAC-CCR

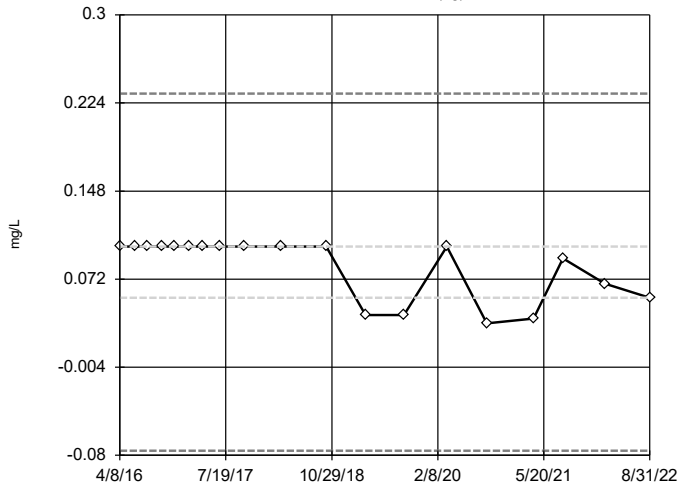
Tukey's Outlier Screening
GWA-46 (bg)



n = 19
No outliers found. Tukey's method selected by user.
Data were x^6 transformed to achieve best W statistic (graph shown in original units).
High cutoff = 0.1257, low cutoff = -0.1197, based on IQR multiplier of 3.

Constituent: Fluoride Analysis Run 5/26/2023 12:23 PM View: Outliers
Plant Scherer Client: Southern Company Data: Scherer PAC-CCR

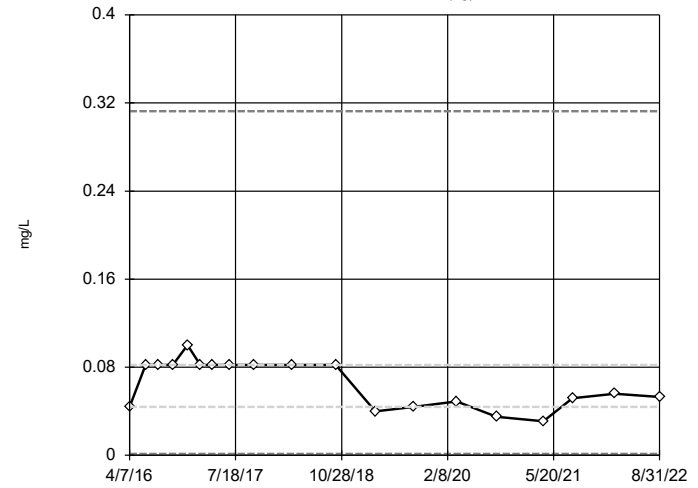
Tukey's Outlier Screening GWA-47 (bg)



n = 19
No outliers found. Tukey's method selected by user.
Ladder of Powers transformations did not improve normality; analysis run on raw data.
High cutoff = 0.232, low cutoff = -0.076, based on IQR multiplier of 3.

Constituent: Fluoride Analysis Run 5/26/2023 12:23 PM View: Outliers
Plant Scherer Client: Southern Company Data: Scherer PAC-CCR

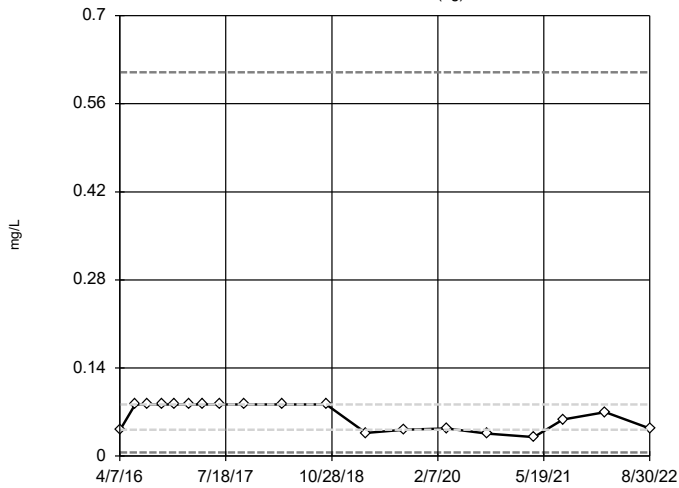
Tukey's Outlier Screening GWA-48 (bg)



n = 19
No outliers found. Tukey's method selected by user.
Data were cube root transformed to achieve best W statistic (graph shown in original units).
High cutoff = 0.3126, low cutoff = 0.001288, based on IQR multiplier of 3.

Constituent: Fluoride Analysis Run 5/26/2023 12:23 PM View: Outliers
Plant Scherer Client: Southern Company Data: Scherer PAC-CCR

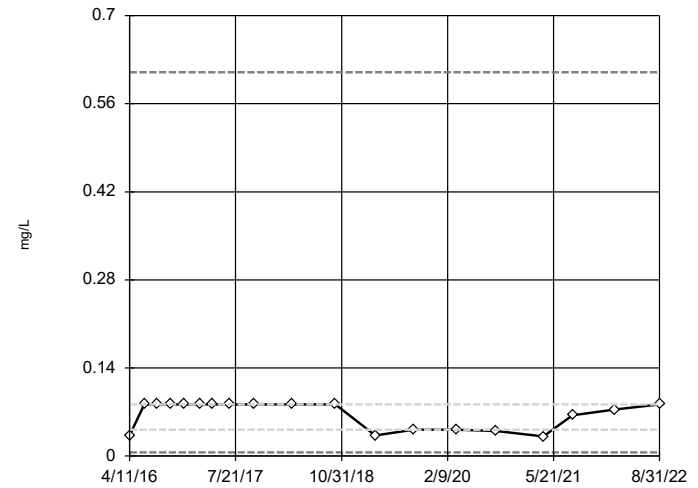
Tukey's Outlier Screening GWA-49 (bg)



n = 19
No outliers found. Tukey's method selected by user.
Data were natural log transformed to achieve best W statistic (graph shown in original units).
High cutoff = 0.6102, low cutoff = 0.005644, based on IQR multiplier of 3.

Constituent: Fluoride Analysis Run 5/26/2023 12:23 PM View: Outliers
Plant Scherer Client: Southern Company Data: Scherer PAC-CCR

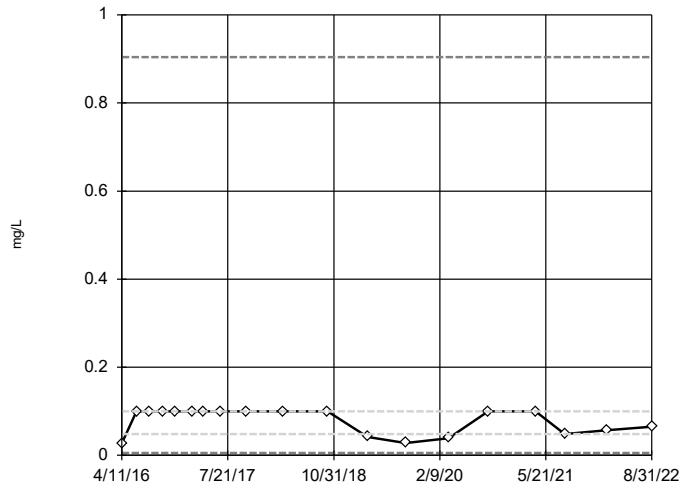
Tukey's Outlier Screening GWC-29



n = 19
No outliers found. Tukey's method selected by user.
Data were natural log transformed to achieve best W statistic (graph shown in original units).
High cutoff = 0.6102, low cutoff = 0.005644, based on IQR multiplier of 3.

Constituent: Fluoride Analysis Run 5/26/2023 12:23 PM View: Outliers
Plant Scherer Client: Southern Company Data: Scherer PAC-CCR

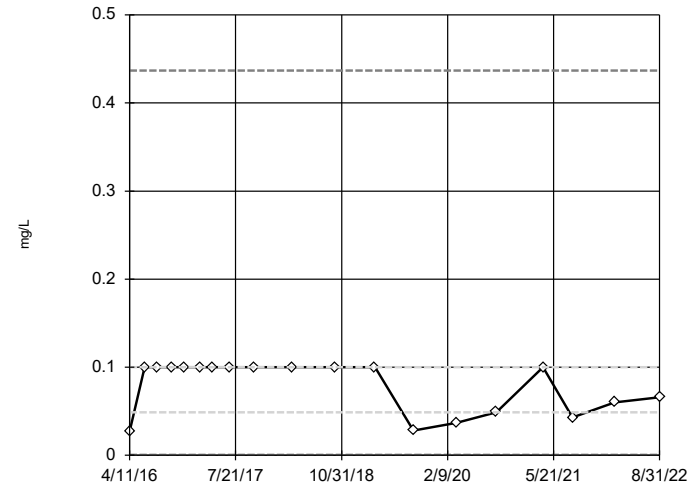
Tukey's Outlier Screening GWC-50



n = 19
No outliers found. Tukey's method selected by user.
Data were natural log transformed to achieve best W statistic (graph shown in original units).
High cutoff = 0.9042, low cutoff = 0.005308, based on IQR multiplier of 3.

Constituent: Fluoride Analysis Run 5/26/2023 12:23 PM View: Outliers
Plant Scherer Client: Southern Company Data: Scherer PAC-CCR

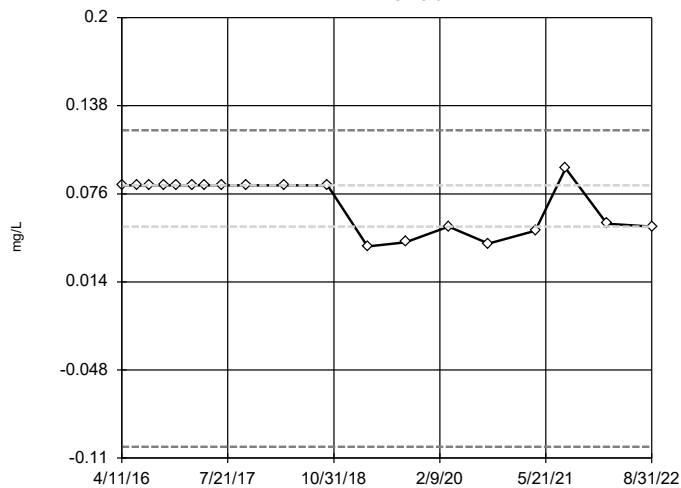
Tukey's Outlier Screening GWC-51



n = 19
No outliers found. Tukey's method selected by user.
Data were cube root transformed to achieve best W statistic (graph shown in original units).
High cutoff = 0.437, low cutoff = 0.0003616, based on IQR multiplier of 3.

Constituent: Fluoride Analysis Run 5/26/2023 12:23 PM View: Outliers
Plant Scherer Client: Southern Company Data: Scherer PAC-CCR

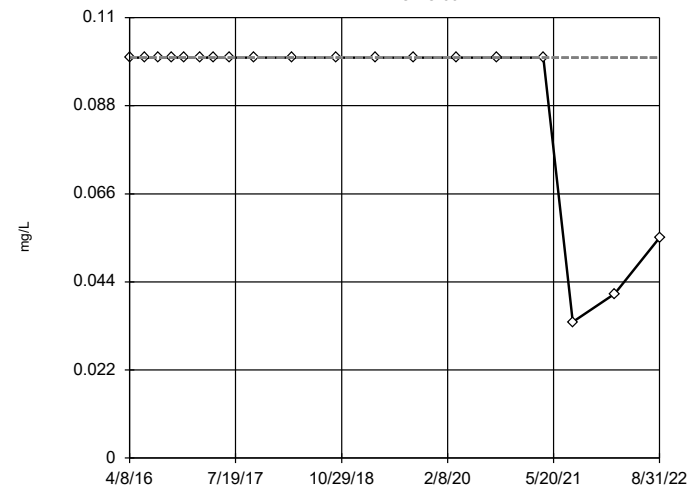
Tukey's Outlier Screening GWC-52



n = 19
No outliers found. Tukey's method selected by user.
Data were cube transformed to achieve best W statistic (graph shown in original units).
High cutoff = 0.1207, low cutoff = -0.1019, based on IQR multiplier of 3.

Constituent: Fluoride Analysis Run 5/26/2023 12:23 PM View: Outliers
Plant Scherer Client: Southern Company Data: Scherer PAC-CCR

Tukey's Outlier Screening GWC-53

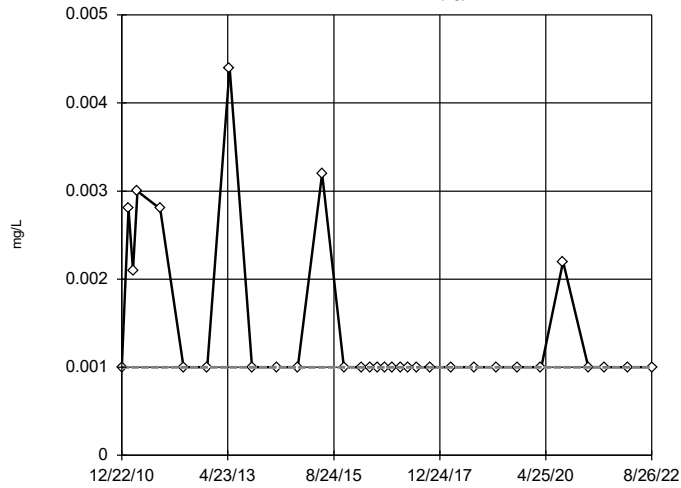


n = 19
No outliers found. Tukey's method selected by user.
Data were natural log transformed to achieve best W statistic (graph shown in original units).
The results were invalidated, because the lower and upper quartiles are equal.

Constituent: Fluoride Analysis Run 5/26/2023 12:23 PM View: Outliers
Plant Scherer Client: Southern Company Data: Scherer PAC-CCR

Tukey's Outlier Screening

GWA-21 (bg)

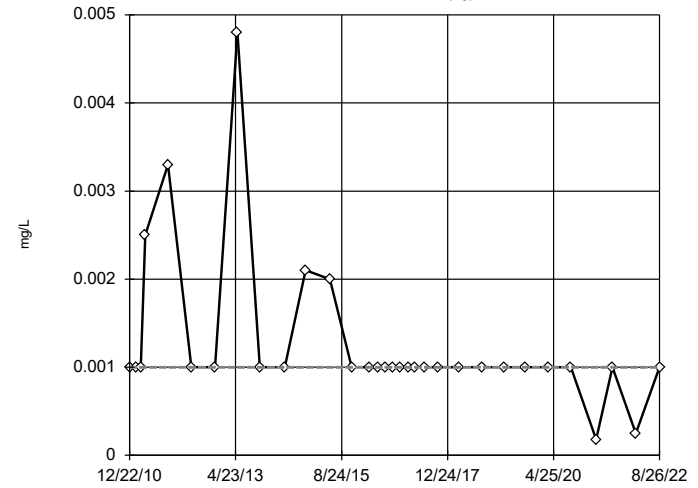


n = 32
 No outliers found.
 Tukey's method selected by user.
 Data were square root transformed to achieve best W statistic (graph shown in original units).
 The results were invalidated, because the lower and upper quartiles are equal.

Constituent: Lead, Total Analysis Run 5/26/2023 12:23 PM View: Outliers
 Plant Scherer Client: Southern Company Data: Scherer PAC-CCR

Tukey's Outlier Screening

GWA-22 (bg)

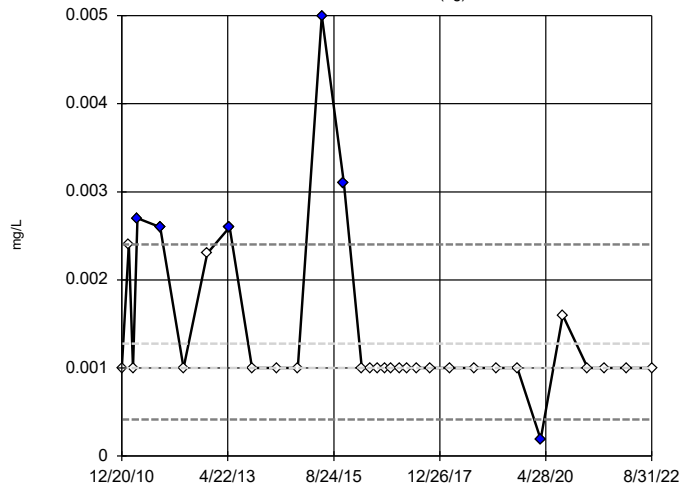


n = 32
 No outliers found.
 Tukey's method selected by user.
 Data were cube root transformed to achieve best W statistic (graph shown in original units).
 The results were invalidated, because the lower and upper quartiles are equal.

Constituent: Lead, Total Analysis Run 5/26/2023 12:23 PM View: Outliers
 Plant Scherer Client: Southern Company Data: Scherer PAC-CCR

Tukey's Outlier Screening

GWA-45 (bg)

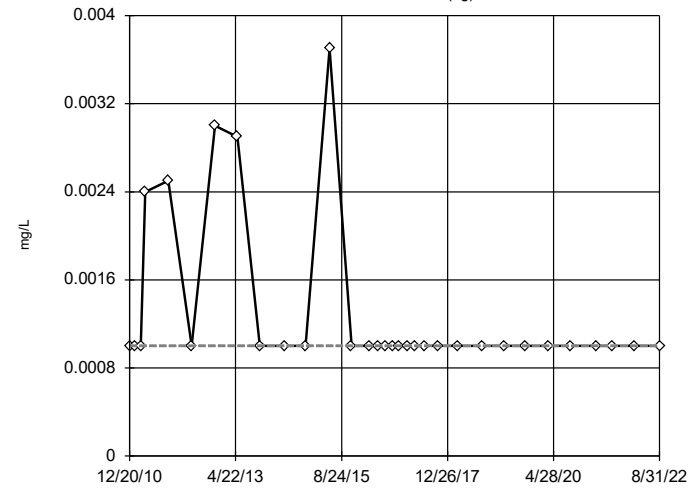


n = 32
 Outliers are drawn as solid.
 Tukey's method selected by user.
 Data were cube root transformed to achieve best W statistic (graph shown in original units).
 High cutoff = 0.002402, low cutoff = 0.0004145, based on IQR multiplier of 3.

Constituent: Lead, Total Analysis Run 5/26/2023 12:23 PM View: Outliers
 Plant Scherer Client: Southern Company Data: Scherer PAC-CCR

Tukey's Outlier Screening

GWA-46 (bg)

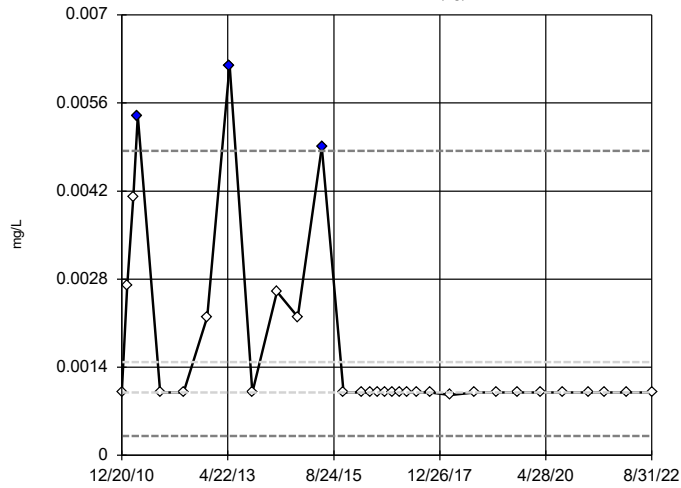


n = 32
 No outliers found.
 Tukey's method selected by user.
 Ladder of Powers transformations did not improve normality, analysis run on raw data.
 The results were invalidated, because the lower and upper quartiles are equal.

Constituent: Lead, Total Analysis Run 5/26/2023 12:23 PM View: Outliers
 Plant Scherer Client: Southern Company Data: Scherer PAC-CCR

Tukey's Outlier Screening

GWA-47 (bg)



n = 32

Outliers are drawn as solid. Tukey's method selected by user.

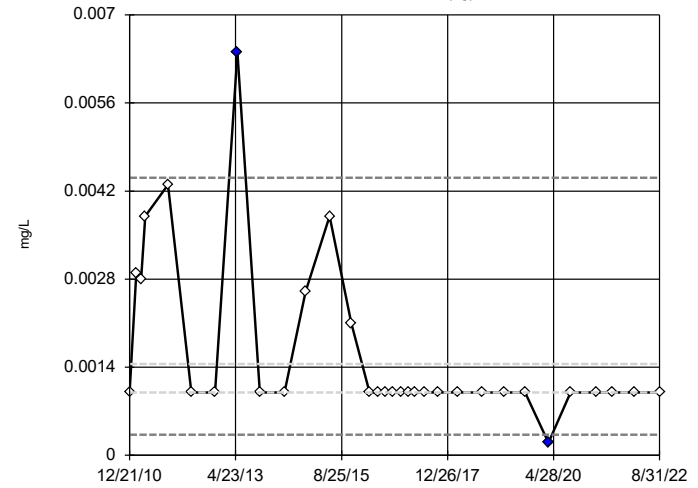
Data were natural log transformed to achieve best W statistic (graph shown in original units).

High cutoff = 0.00484, low cutoff = 0.0003065, based on IQR multiplier of 3.

Constituent: Lead, Total Analysis Run 5/26/2023 12:23 PM View: Outliers
Plant Scherer Client: Southern Company Data: Scherer PAC-CCR

Tukey's Outlier Screening

GWA-48 (bg)



n = 32

Outliers are drawn as solid. Tukey's method selected by user.

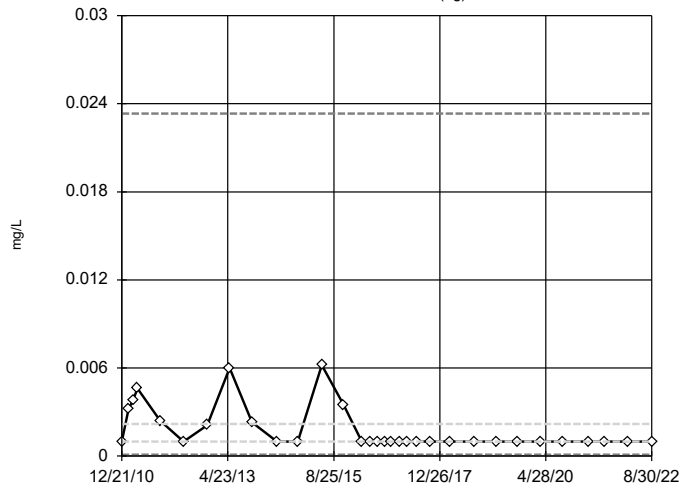
Data were natural log transformed to achieve best W statistic (graph shown in original units).

High cutoff = 0.00441, low cutoff = 0.0003286, based on IQR multiplier of 3.

Constituent: Lead, Total Analysis Run 5/26/2023 12:23 PM View: Outliers
Plant Scherer Client: Southern Company Data: Scherer PAC-CCR

Tukey's Outlier Screening

GWA-49 (bg)



n = 32

No outliers found. Tukey's method selected by user.

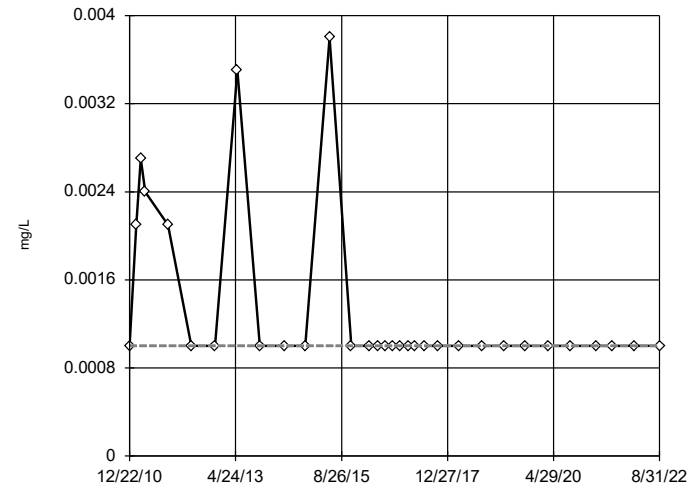
Data were natural log transformed to achieve best W statistic (graph shown in original units).

High cutoff = 0.02333, low cutoff = 0.00009421, based on IQR multiplier of 3.

Constituent: Lead, Total Analysis Run 5/26/2023 12:23 PM View: Outliers
Plant Scherer Client: Southern Company Data: Scherer PAC-CCR

Tukey's Outlier Screening

GWC-29



n = 32

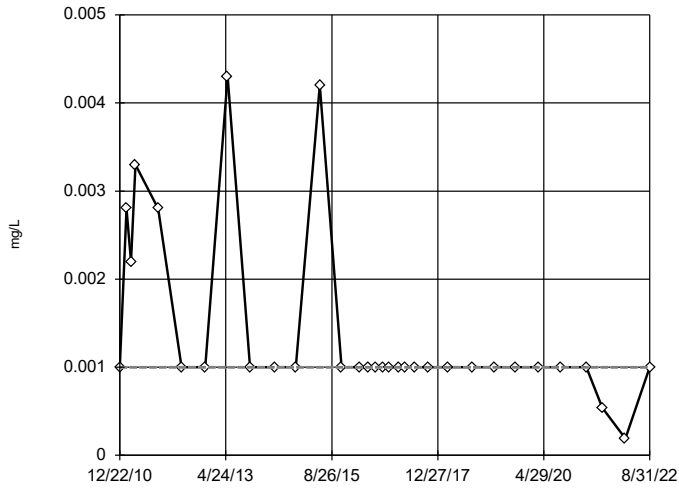
No outliers found. Tukey's method selected by user.

Data were cube root transformed to achieve best W statistic (graph shown in original units).

The results were invalidated, because the lower and upper quartiles are equal.

Constituent: Lead, Total Analysis Run 5/26/2023 12:23 PM View: Outliers
Plant Scherer Client: Southern Company Data: Scherer PAC-CCR

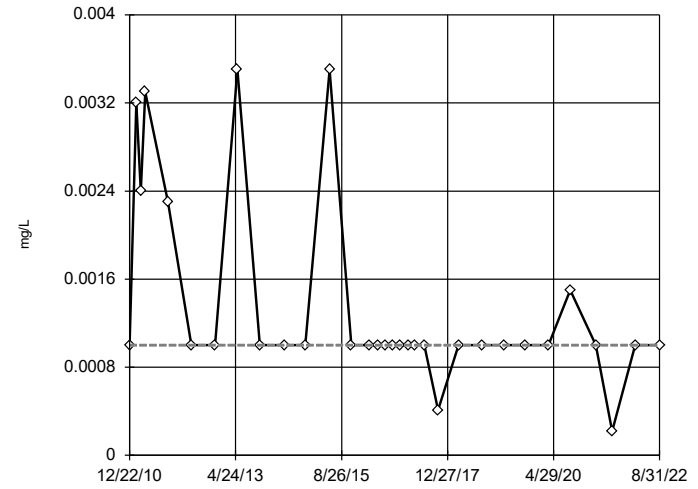
Tukey's Outlier Screening GWC-50



n = 32
No outliers found.
Tukey's method selected by user.
Data were natural log transformed to achieve best W statistic (graph shown in original units).
The results were invalidated, because the lower and upper quartiles are equal.

Constituent: Lead, Total Analysis Run 5/26/2023 12:23 PM View: Outliers
Plant Scherer Client: Southern Company Data: Scherer PAC-CCR

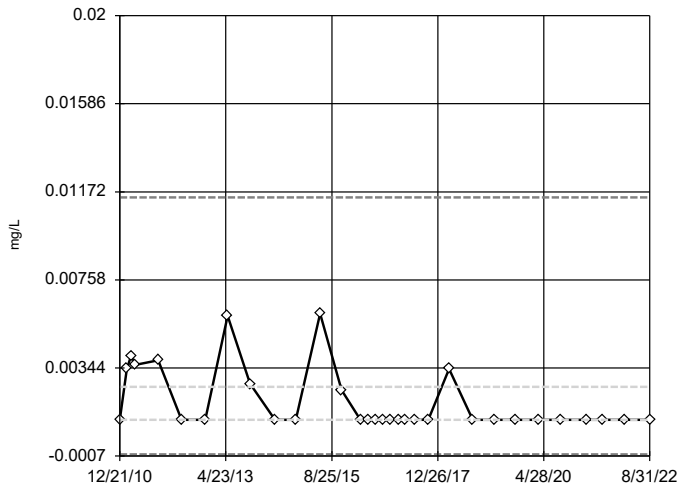
Tukey's Outlier Screening GWC-51



n = 32
No outliers found.
Tukey's method selected by user.
Data were natural log transformed to achieve best W statistic (graph shown in original units).
The results were invalidated, because the lower and upper quartiles are equal.

Constituent: Lead, Total Analysis Run 5/26/2023 12:23 PM View: Outliers
Plant Scherer Client: Southern Company Data: Scherer PAC-CCR

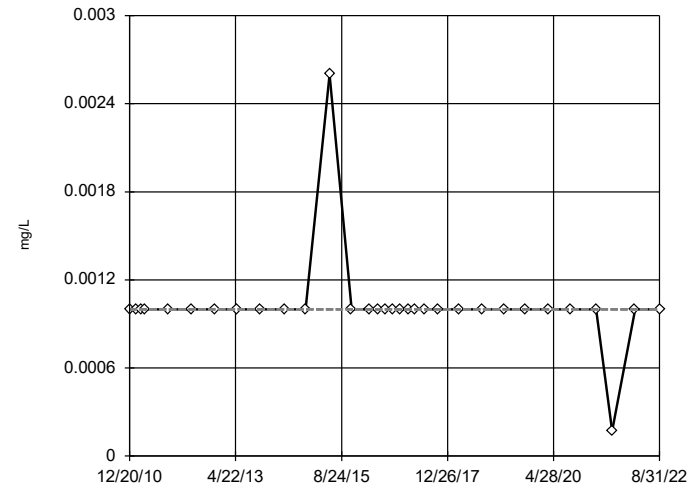
Tukey's Outlier Screening GWC-52



n = 32
No outliers found.
Tukey's method selected by user.
Data were square root transformed to achieve best W statistic (graph shown in original units).
High cutoff = 0.01146,
low cutoff = -0.0006218,
based on IQR multiplier of 3.

Constituent: Lead, Total Analysis Run 5/26/2023 12:23 PM View: Outliers
Plant Scherer Client: Southern Company Data: Scherer PAC-CCR

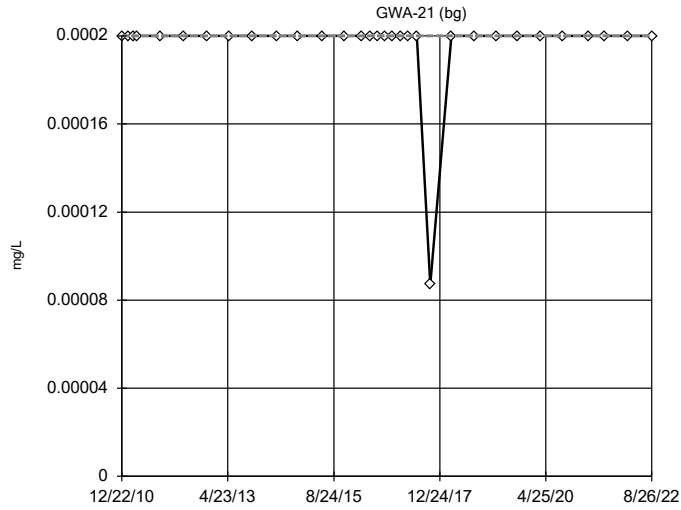
Tukey's Outlier Screening GWC-53



n = 32
No outliers found.
Tukey's method selected by user.
Data were square root transformed to achieve best W statistic (graph shown in original units).
The results were invalidated, because the lower and upper quartiles are equal.

Constituent: Lead, Total Analysis Run 5/26/2023 12:23 PM View: Outliers
Plant Scherer Client: Southern Company Data: Scherer PAC-CCR

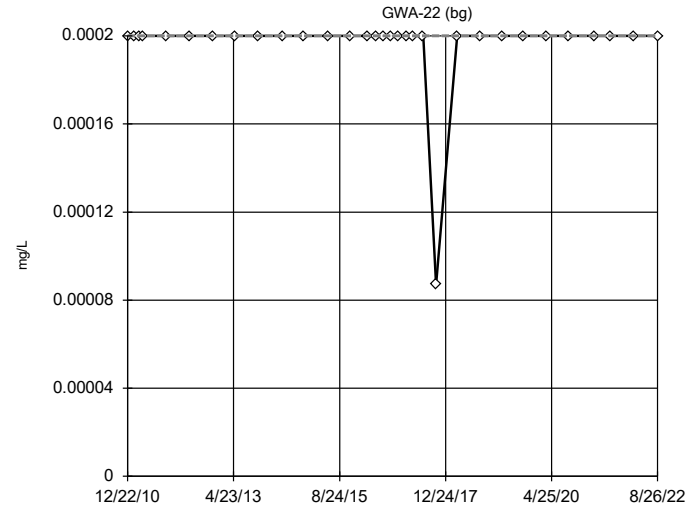
Tukey's Outlier Screening



n = 32
 No outliers found.
 Tukey's method selected by user.
 Data were square root transformed to achieve best W statistic (graph shown in original units).
 The results were invalidated, because the lower and upper quartiles are equal.

Constituent: Mercury, Total Analysis Run 5/26/2023 12:23 PM View: Outliers
 Plant Scherer Client: Southern Company Data: Scherer PAC-CCR

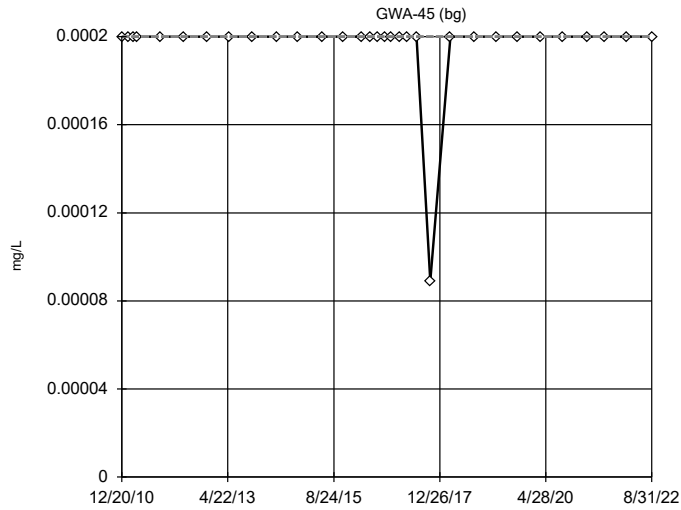
Tukey's Outlier Screening



n = 32
 No outliers found.
 Tukey's method selected by user.
 Data were square root transformed to achieve best W statistic (graph shown in original units).
 The results were invalidated, because the lower and upper quartiles are equal.

Constituent: Mercury, Total Analysis Run 5/26/2023 12:23 PM View: Outliers
 Plant Scherer Client: Southern Company Data: Scherer PAC-CCR

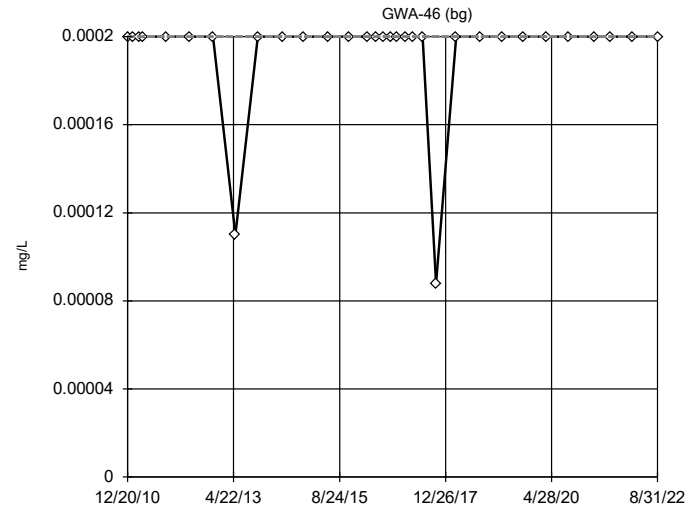
Tukey's Outlier Screening



n = 32
 No outliers found.
 Tukey's method selected by user.
 Data were x^4 transformed to achieve best W statistic (graph shown in original units).
 The results were invalidated, because the lower and upper quartiles are equal.

Constituent: Mercury, Total Analysis Run 5/26/2023 12:23 PM View: Outliers
 Plant Scherer Client: Southern Company Data: Scherer PAC-CCR

Tukey's Outlier Screening

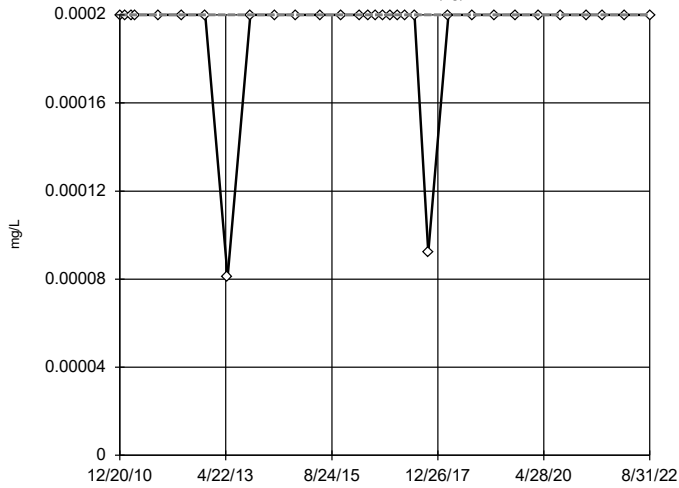


n = 32
 No outliers found.
 Tukey's method selected by user.
 Data were natural log transformed to achieve best W statistic (graph shown in original units).
 The results were invalidated, because the lower and upper quartiles are equal.

Constituent: Mercury, Total Analysis Run 5/26/2023 12:23 PM View: Outliers
 Plant Scherer Client: Southern Company Data: Scherer PAC-CCR

Tukey's Outlier Screening

GWA-47 (bg)

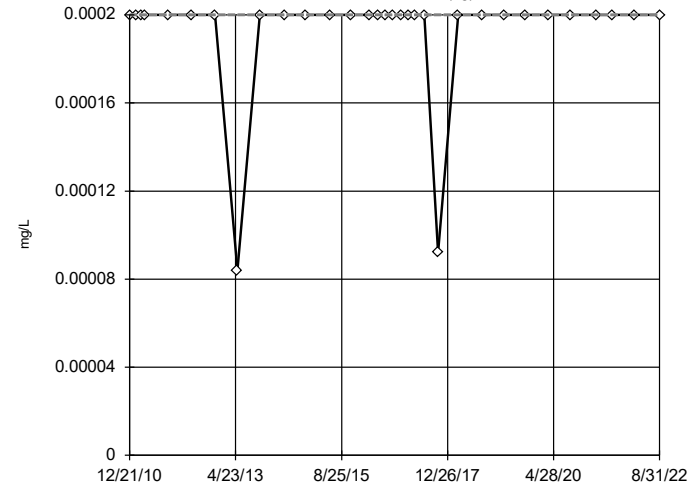


n = 32
 No outliers found. Tukey's method selected by user.
 Data were natural log transformed to achieve best W statistic (graph shown in original units).
 The results were invalidated, because the lower and upper quartiles are equal.

Constituent: Mercury, Total Analysis Run 5/26/2023 12:23 PM View: Outliers
 Plant Scherer Client: Southern Company Data: Scherer PAC-CCR

Tukey's Outlier Screening

GWA-48 (bg)

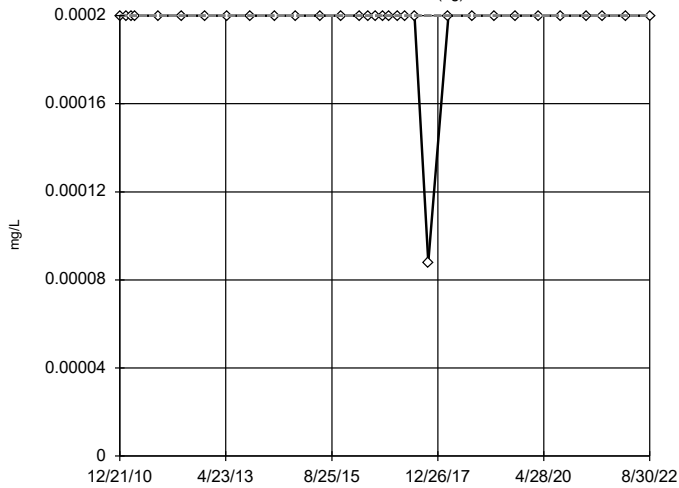


n = 32
 No outliers found. Tukey's method selected by user.
 Data were natural log transformed to achieve best W statistic (graph shown in original units).
 The results were invalidated, because the lower and upper quartiles are equal.

Constituent: Mercury, Total Analysis Run 5/26/2023 12:23 PM View: Outliers
 Plant Scherer Client: Southern Company Data: Scherer PAC-CCR

Tukey's Outlier Screening

GWA-49 (bg)

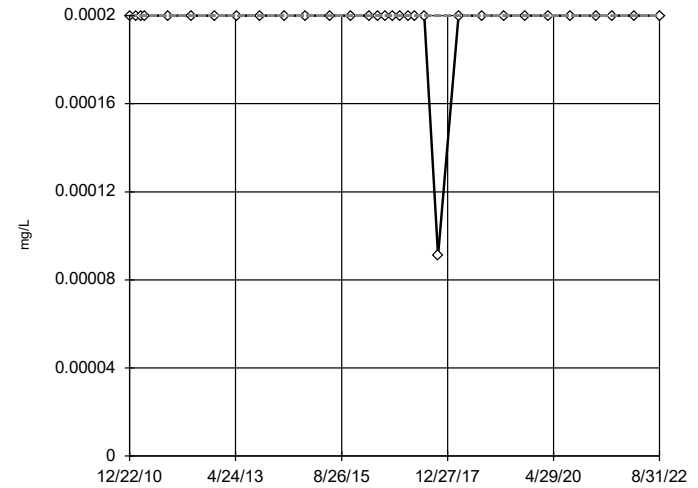


n = 32
 No outliers found. Tukey's method selected by user.
 Ladder of Powers transformations did not improve normality; analysis run on raw data.
 The results were invalidated, because the lower and upper quartiles are equal.

Constituent: Mercury, Total Analysis Run 5/26/2023 12:23 PM View: Outliers
 Plant Scherer Client: Southern Company Data: Scherer PAC-CCR

Tukey's Outlier Screening

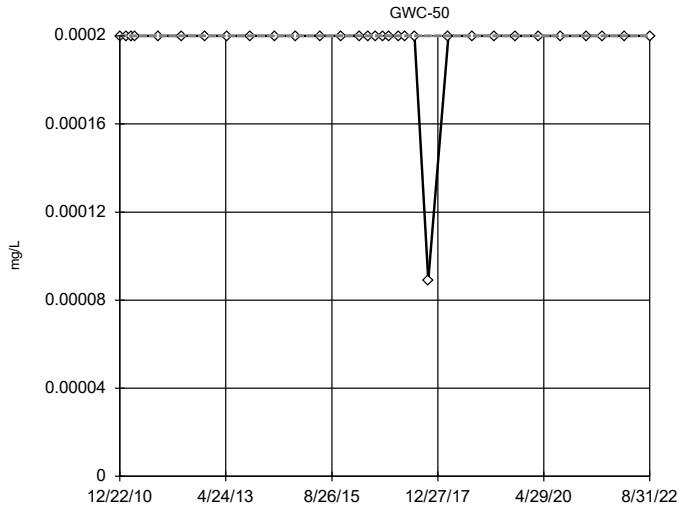
GWC-29



n = 32
 No outliers found. Tukey's method selected by user.
 Data were cube root transformed to achieve best W statistic (graph shown in original units).
 The results were invalidated, because the lower and upper quartiles are equal.

Constituent: Mercury, Total Analysis Run 5/26/2023 12:23 PM View: Outliers
 Plant Scherer Client: Southern Company Data: Scherer PAC-CCR

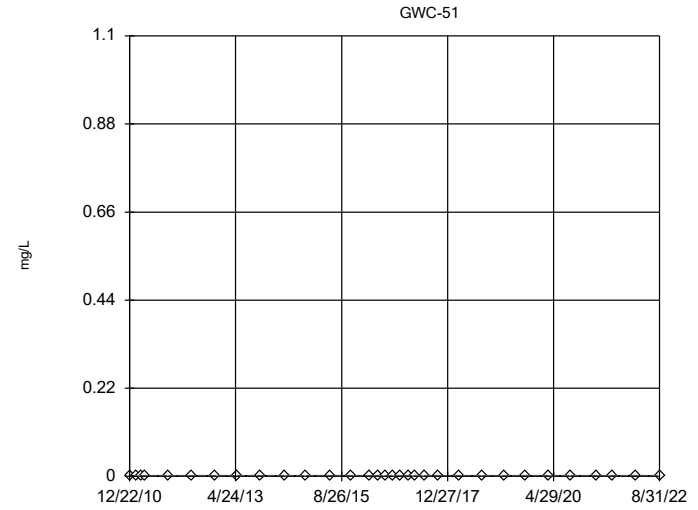
Tukey's Outlier Screening



n = 32
No outliers found. Tukey's method selected by user.
Data were x⁴ transformed to achieve best W statistic (graph shown in original units).
The results were invalidated, because the lower and upper quartiles are equal.

Constituent: Mercury, Total Analysis Run 5/26/2023 12:23 PM View: Outliers
Plant Scherer Client: Southern Company Data: Scherer PAC-CCR

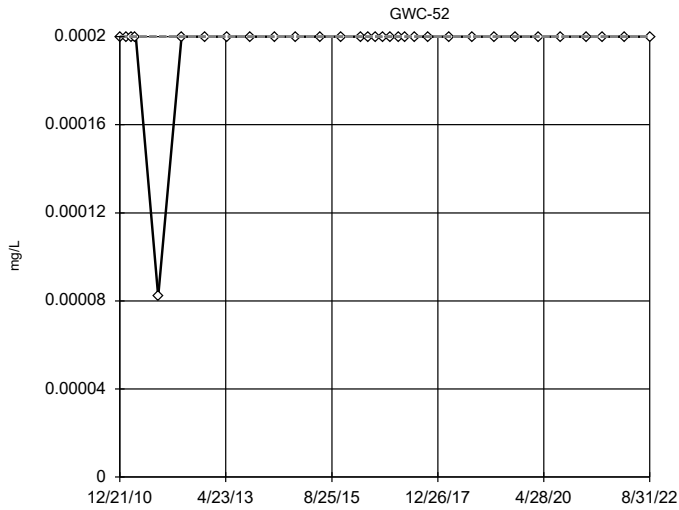
Tukey's Outlier Screening



n = 32
No outliers found. Tukey's method selected by user.
Data were square root transformed to achieve best W statistic (graph shown in original units).
The results were invalidated, because the lower and upper quartiles are equal.

Constituent: Mercury, Total Analysis Run 5/26/2023 12:23 PM View: Outliers
Plant Scherer Client: Southern Company Data: Scherer PAC-CCR

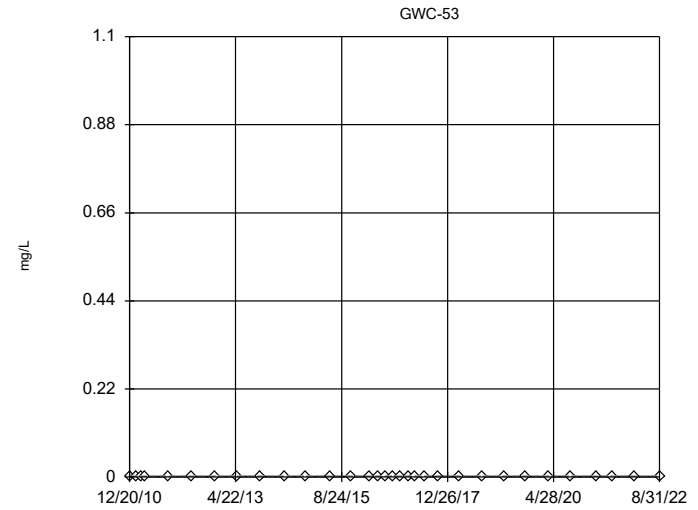
Tukey's Outlier Screening



n = 32
No outliers found. Tukey's method selected by user.
Data were cube transformed to achieve best W statistic (graph shown in original units).
The results were invalidated, because the lower and upper quartiles are equal.

Constituent: Mercury, Total Analysis Run 5/26/2023 12:23 PM View: Outliers
Plant Scherer Client: Southern Company Data: Scherer PAC-CCR

Tukey's Outlier Screening

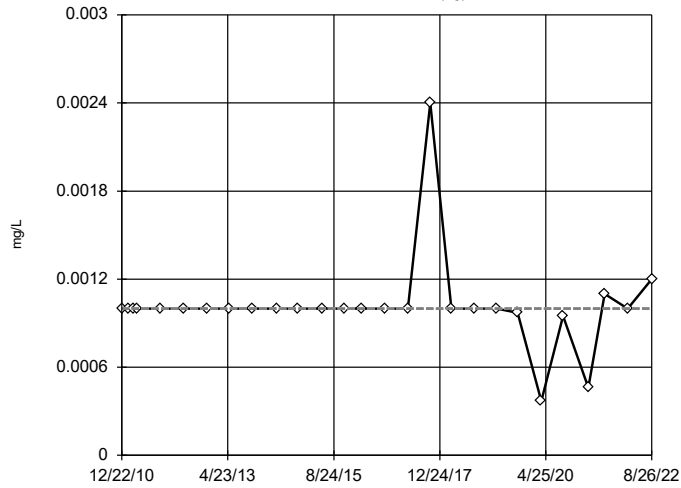


n = 32
No outliers found. Tukey's method selected by user.
Data were square root transformed to achieve best W statistic (graph shown in original units).
The results were invalidated, because the lower and upper quartiles are equal.

Constituent: Mercury, Total Analysis Run 5/26/2023 12:23 PM View: Outliers
Plant Scherer Client: Southern Company Data: Scherer PAC-CCR

Tukey's Outlier Screening

GWA-21 (bg)

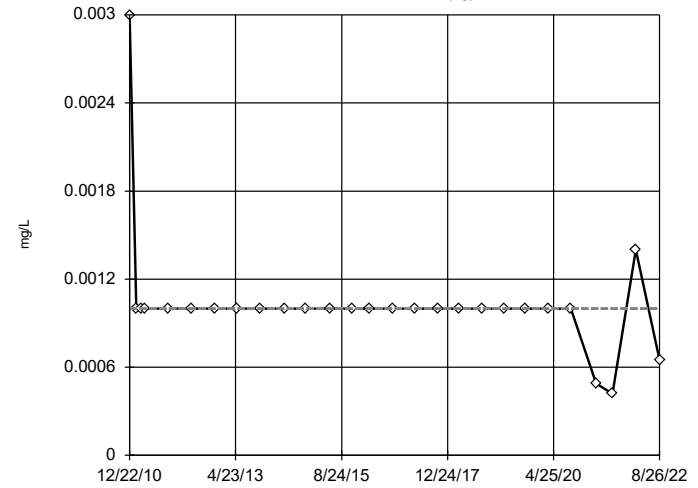


n = 27
 No outliers found. Tukey's method selected by user.
 Data were cube root transformed to achieve best W statistic (graph shown in original units).
 The results were invalidated, because the lower and upper quartiles are equal.

Constituent: Nickel, Total Analysis Run 5/26/2023 12:23 PM View: Outliers
 Plant Scherer Client: Southern Company Data: Scherer PAC-CCR

Tukey's Outlier Screening

GWA-22 (bg)

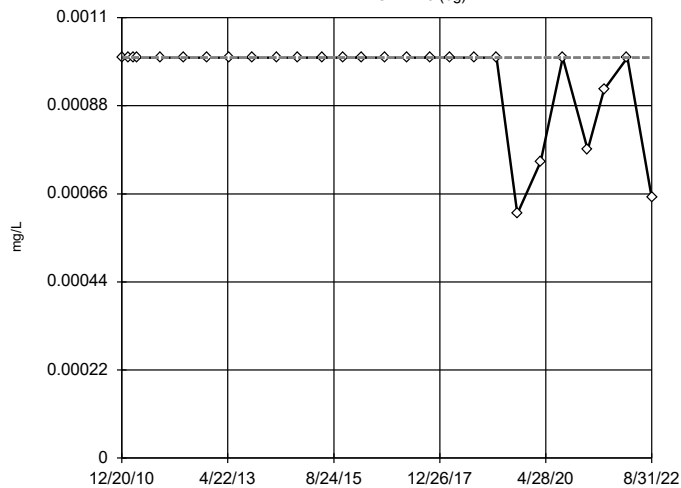


n = 27
 No outliers found. Tukey's method selected by user.
 Data were natural log transformed to achieve best W statistic (graph shown in original units).
 The results were invalidated, because the lower and upper quartiles are equal.

Constituent: Nickel, Total Analysis Run 5/26/2023 12:23 PM View: Outliers
 Plant Scherer Client: Southern Company Data: Scherer PAC-CCR

Tukey's Outlier Screening

GWA-45 (bg)

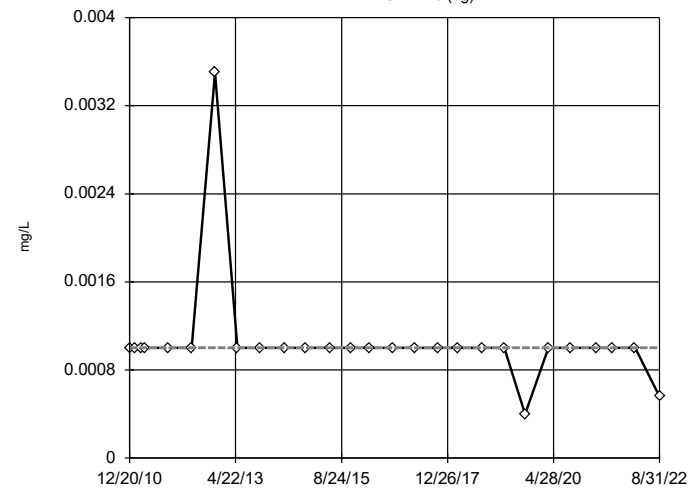


n = 27
 No outliers found. Tukey's method selected by user.
 Data were x*5 transformed to achieve best W statistic (graph shown in original units).
 The results were invalidated, because the lower and upper quartiles are equal.

Constituent: Nickel, Total Analysis Run 5/26/2023 12:23 PM View: Outliers
 Plant Scherer Client: Southern Company Data: Scherer PAC-CCR

Tukey's Outlier Screening

GWA-46 (bg)

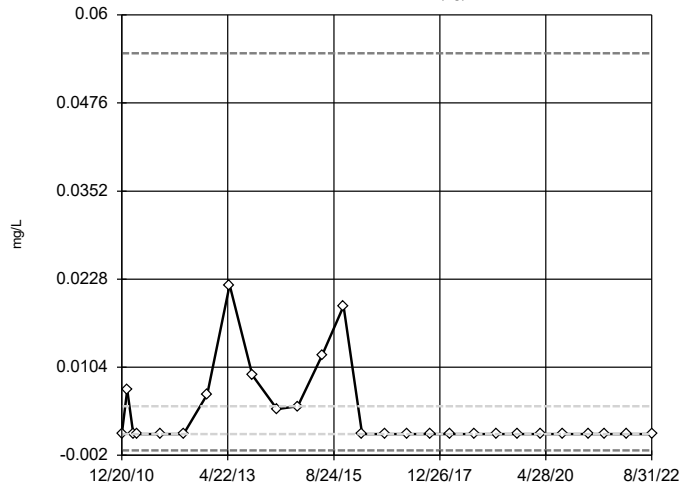


n = 27
 No outliers found. Tukey's method selected by user.
 Data were natural log transformed to achieve best W statistic (graph shown in original units).
 The results were invalidated, because the lower and upper quartiles are equal.

Constituent: Nickel, Total Analysis Run 5/26/2023 12:23 PM View: Outliers
 Plant Scherer Client: Southern Company Data: Scherer PAC-CCR

Tukey's Outlier Screening

GWA-47 (bg)

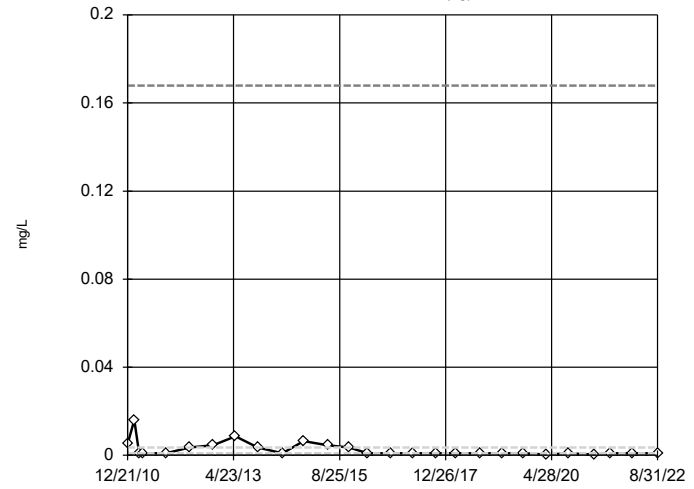


n = 27
 No outliers found.
 Tukey's method selected by user.
 Data were cube root transformed to achieve best W statistic (graph shown in original units).
 High cutoff = 0.05461,
 low cutoff = -0.001315,
 based on IQR multiplier of 3.

Constituent: Nickel, Total Analysis Run 5/26/2023 12:23 PM View: Outliers
 Plant Scherer Client: Southern Company Data: Scherer PAC-CCR

Tukey's Outlier Screening

GWA-48 (bg)

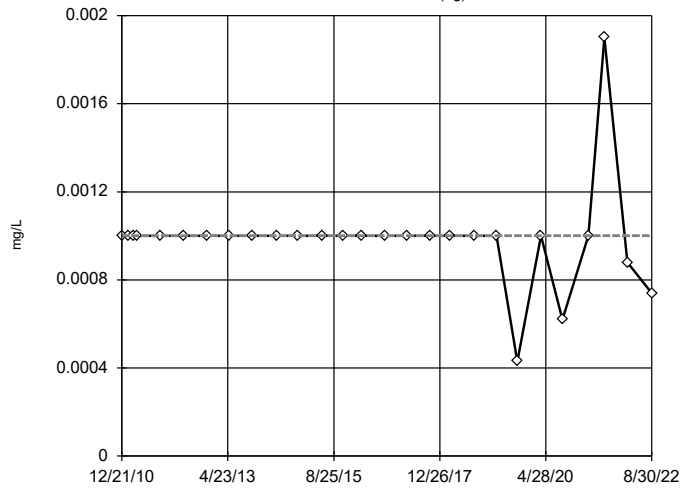


n = 27
 No outliers found.
 Tukey's method selected by user.
 Data were natural log transformed to achieve best W statistic (graph shown in original units).
 High cutoff = 0.168, low cutoff = 0.00002143, based on IQR multiplier of 3.

Constituent: Nickel, Total Analysis Run 5/26/2023 12:23 PM View: Outliers
 Plant Scherer Client: Southern Company Data: Scherer PAC-CCR

Tukey's Outlier Screening

GWA-49 (bg)

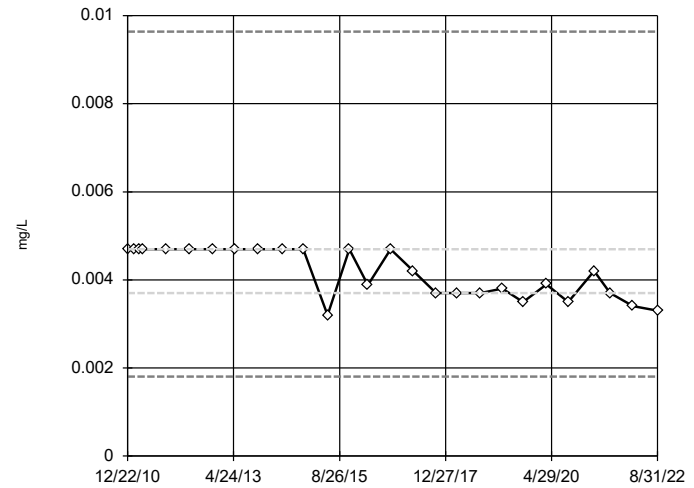


n = 27
 No outliers found.
 Tukey's method selected by user.
 Data were cube root transformed to achieve best W statistic (graph shown in original units).
 The results were invalidated, because the lower and upper quartiles are equal.

Constituent: Nickel, Total Analysis Run 5/26/2023 12:23 PM View: Outliers
 Plant Scherer Client: Southern Company Data: Scherer PAC-CCR

Tukey's Outlier Screening

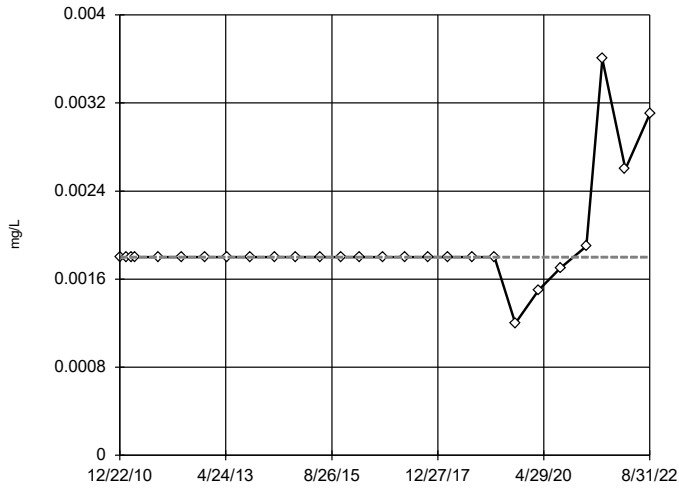
GWC-29



n = 27
 No outliers found.
 Tukey's method selected by user.
 Data were natural log transformed to achieve best W statistic (graph shown in original units).
 High cutoff = 0.009634,
 low cutoff = 0.001805,
 based on IQR multiplier of 3.

Constituent: Nickel, Total Analysis Run 5/26/2023 12:23 PM View: Outliers
 Plant Scherer Client: Southern Company Data: Scherer PAC-CCR

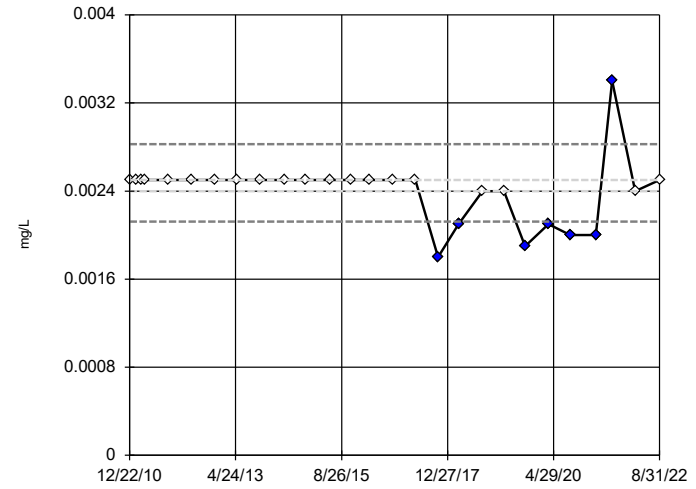
Tukey's Outlier Screening
GWC-50



n = 27
No outliers found. Tukey's method selected by user.
Data were natural log transformed to achieve best W statistic (graph shown in original units).
The results were invalidated, because the lower and upper quartiles are equal.

Constituent: Nickel, Total Analysis Run 5/26/2023 12:23 PM View: Outliers
Plant Scherer Client: Southern Company Data: Scherer PAC-CCR

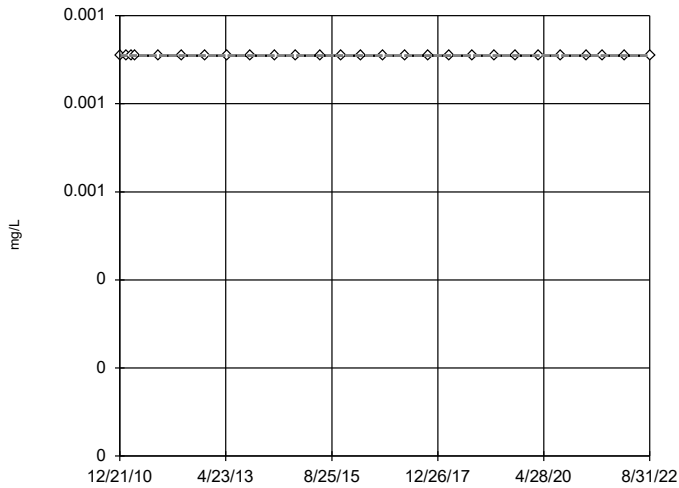
Tukey's Outlier Screening
GWC-51



n = 27
Outliers are drawn as solid. Tukey's method selected by user.
Data were natural log transformed to achieve best W statistic (graph shown in original units).
High cutoff = 0.002826, low cutoff = 0.002123, based on IQR multiplier of 3.

Constituent: Nickel, Total Analysis Run 5/26/2023 12:23 PM View: Outliers
Plant Scherer Client: Southern Company Data: Scherer PAC-CCR

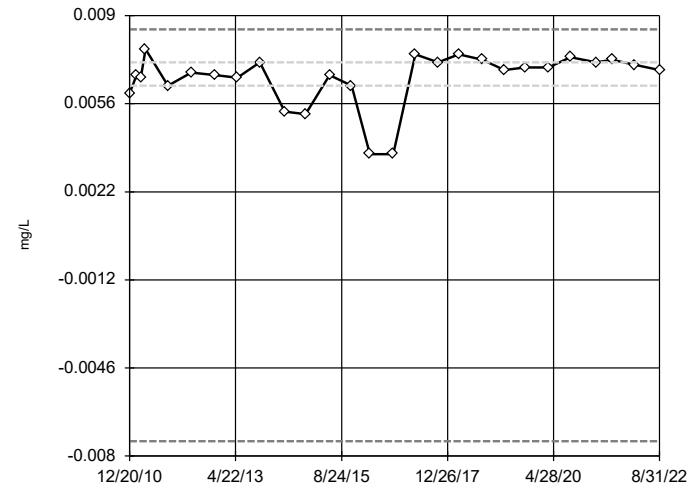
Tukey's Outlier Screening
GWC-52



n = 27
No outliers found. Tukey's method selected by user.
Data were square root transformed to achieve best W statistic (graph shown in original units).
The results were invalidated, because the lower and upper quartiles are equal.

Constituent: Nickel, Total Analysis Run 5/26/2023 12:23 PM View: Outliers
Plant Scherer Client: Southern Company Data: Scherer PAC-CCR

Tukey's Outlier Screening
GWC-53

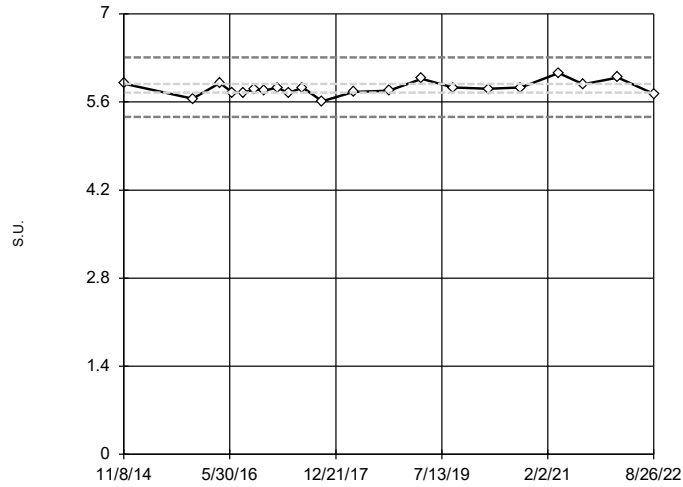


n = 27
No outliers found. Tukey's method selected by user.
Data were x^6 transformed to achieve best W statistic (graph shown in original units).
The results were invalidated, because both the lower and upper quartiles represent reporting limits.

Constituent: Nickel, Total Analysis Run 5/26/2023 12:23 PM View: Outliers
Plant Scherer Client: Southern Company Data: Scherer PAC-CCR

Tukey's Outlier Screening

GWA-21 (bg)

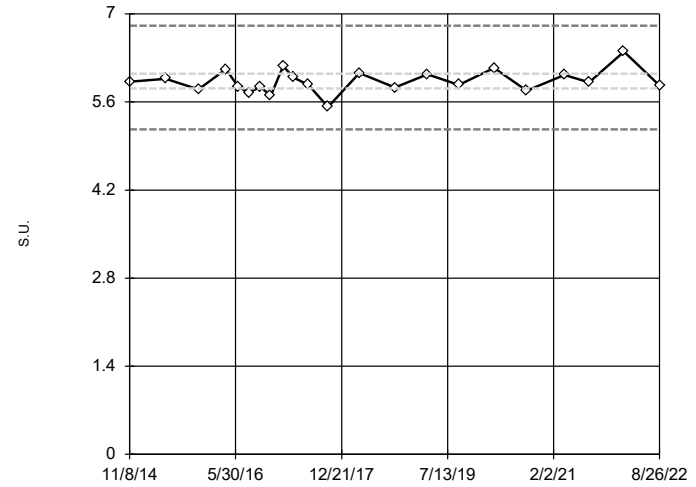


n = 21
 No outliers found.
 Tukey's method selected by user.
 Data were natural log transformed to achieve best W statistic (graph shown in original units).
 High cutoff = 6.309, low cutoff = 5.363, based on IQR multiplier of 3.

Constituent: pH Analysis Run 5/26/2023 12:23 PM View: Outliers
 Plant Scherer Client: Southern Company Data: Scherer PAC-CCR

Tukey's Outlier Screening

GWA-22 (bg)

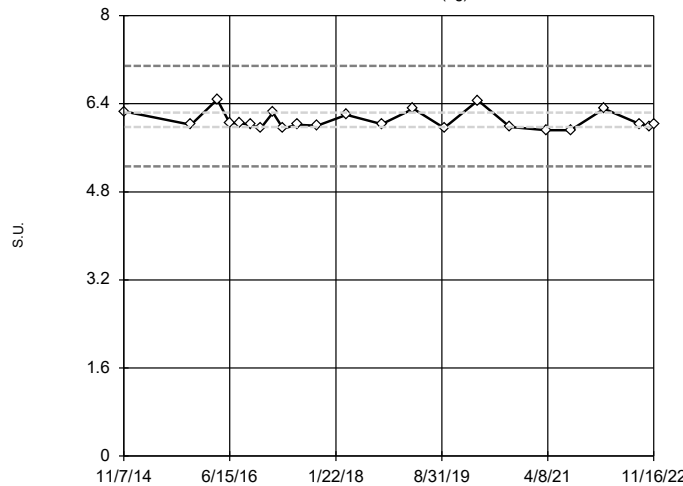


n = 22
 No outliers found.
 Tukey's method selected by user.
 Data were natural log transformed to achieve best W statistic (graph shown in original units).
 High cutoff = 6.814, low cutoff = 5.163, based on IQR multiplier of 3.

Constituent: pH Analysis Run 5/26/2023 12:23 PM View: Outliers
 Plant Scherer Client: Southern Company Data: Scherer PAC-CCR

Tukey's Outlier Screening

GWA-45 (bg)

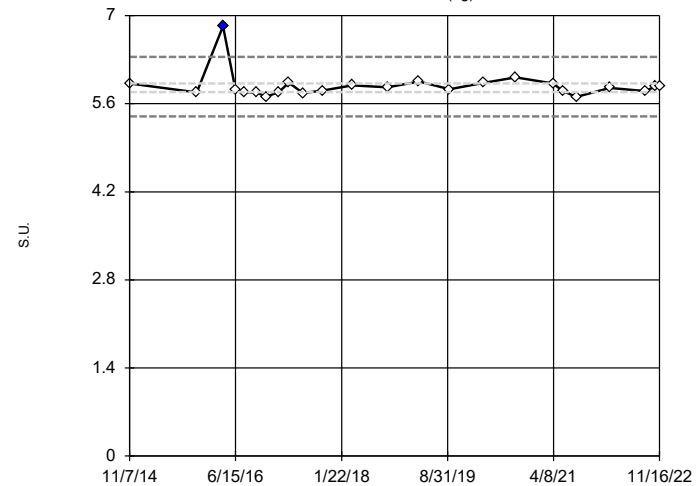


n = 23
 No outliers found.
 Tukey's method selected by user.
 Data were natural log transformed to achieve best W statistic (graph shown in original units).
 High cutoff = 7.09, low cutoff = 5.263, based on IQR multiplier of 3.

Constituent: pH Analysis Run 5/26/2023 12:23 PM View: Outliers
 Plant Scherer Client: Southern Company Data: Scherer PAC-CCR

Tukey's Outlier Screening

GWA-46 (bg)

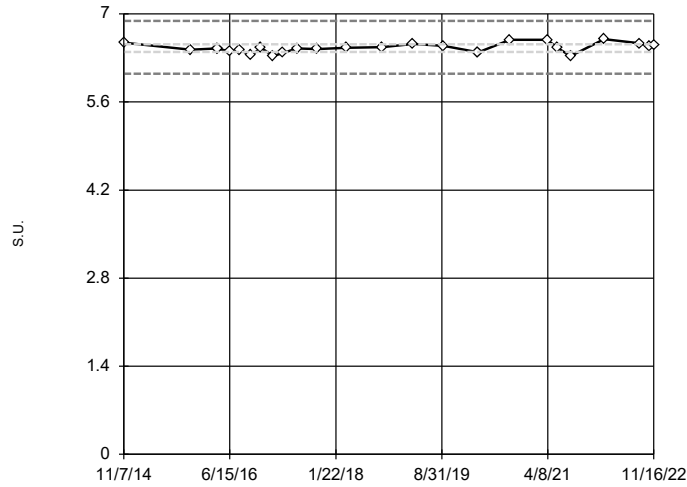


n = 24
 Outlier is drawn as solid.
 Tukey's method selected by user.
 Data were natural log transformed to achieve best W statistic (graph shown in original units).
 High cutoff = 6.344, low cutoff = 5.398, based on IQR multiplier of 3.

Constituent: pH Analysis Run 5/26/2023 12:23 PM View: Outliers
 Plant Scherer Client: Southern Company Data: Scherer PAC-CCR

Tukey's Outlier Screening

GWA-47 (bg)

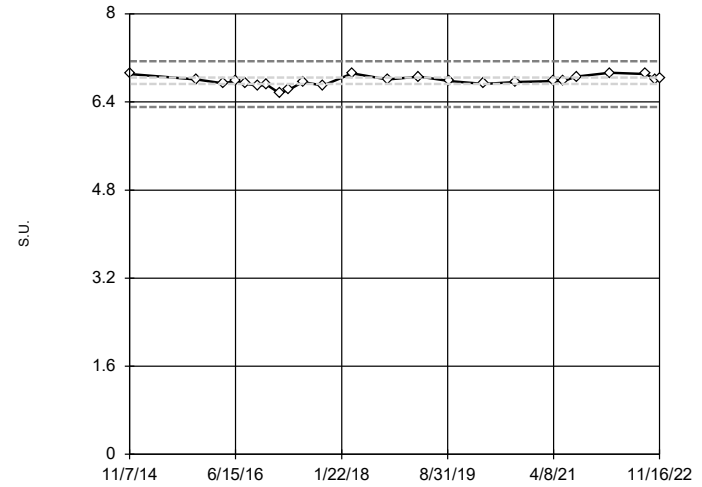


n = 26
 No outliers found.
 Tukey's method selected by user.
 Data were natural log transformed to achieve best W statistic (graph shown in original units).
 High cutoff = 6.889, low cutoff = 6.048, based on IQR multiplier of 3.

Constituent: pH Analysis Run 5/26/2023 12:24 PM View: Outliers
 Plant Scherer Client: Southern Company Data: Scherer PAC-CCR

Tukey's Outlier Screening

GWA-48 (bg)

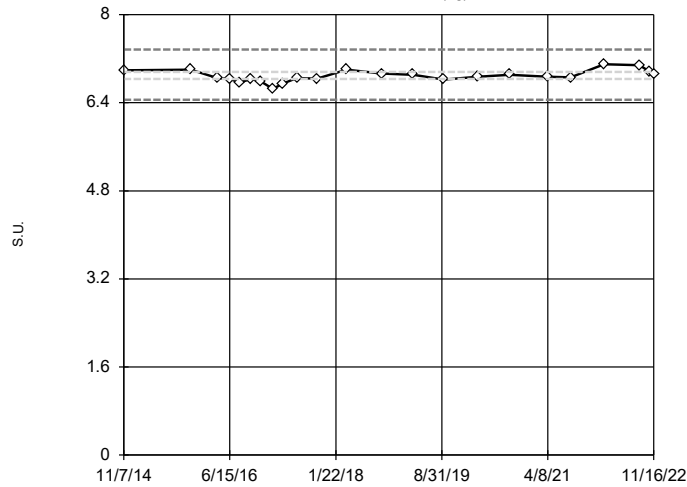


n = 24
 No outliers found.
 Tukey's method selected by user.
 Data were x^6 transformed to achieve best W statistic (graph shown in original units).
 High cutoff = 7.142, low cutoff = 6.309, based on IQR multiplier of 3.

Constituent: pH Analysis Run 5/26/2023 12:24 PM View: Outliers
 Plant Scherer Client: Southern Company Data: Scherer PAC-CCR

Tukey's Outlier Screening

GWA-49 (bg)

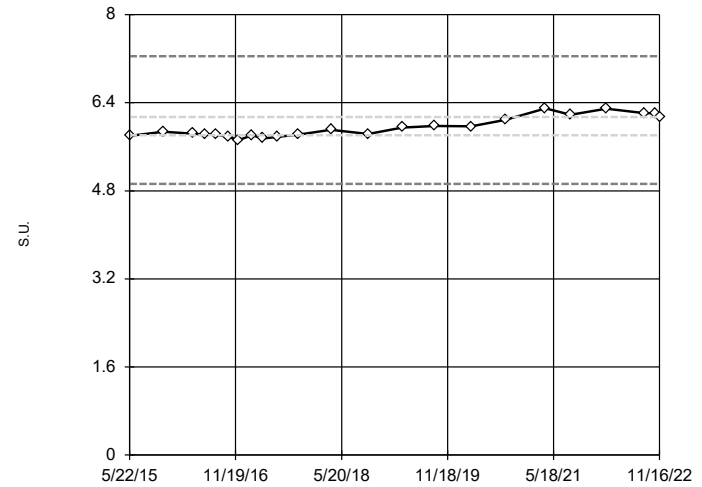


n = 23
 No outliers found.
 Tukey's method selected by user.
 Data were natural log transformed to achieve best W statistic (graph shown in original units).
 High cutoff = 7.365, low cutoff = 6.454, based on IQR multiplier of 3.

Constituent: pH Analysis Run 5/26/2023 12:24 PM View: Outliers
 Plant Scherer Client: Southern Company Data: Scherer PAC-CCR

Tukey's Outlier Screening

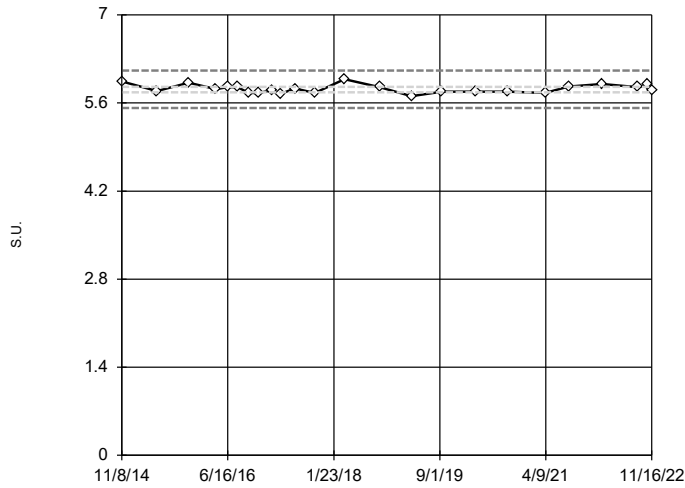
GWC-29



n = 23
 No outliers found.
 Tukey's method selected by user.
 Data were natural log transformed to achieve best W statistic (graph shown in original units).
 High cutoff = 7.247, low cutoff = 4.923, based on IQR multiplier of 3.

Constituent: pH Analysis Run 5/26/2023 12:24 PM View: Outliers
 Plant Scherer Client: Southern Company Data: Scherer PAC-CCR

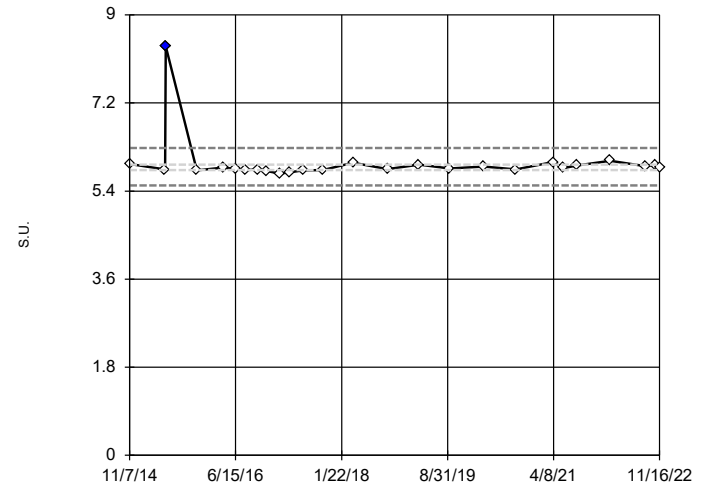
Tukey's Outlier Screening GWC-50



n = 24
 No outliers found.
 Tukey's method selected by user.
 Data were natural log transformed to achieve best W statistic (graph shown in original units).
 High cutoff = 6.118, low cutoff = 5.522, based on IQR multiplier of 3.

Constituent: pH Analysis Run 5/26/2023 12:24 PM View: Outliers
 Plant Scherer Client: Southern Company Data: Scherer PAC-CCR

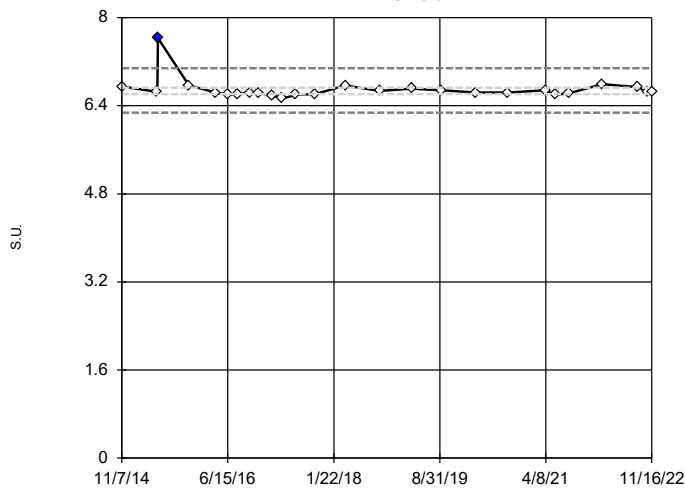
Tukey's Outlier Screening GWC-51



n = 26
 Outlier is drawn as solid.
 Tukey's method selected by user.
 Data were natural log transformed to achieve best W statistic (graph shown in original units).
 High cutoff = 6.283, low cutoff = 5.512, based on IQR multiplier of 3.

Constituent: pH Analysis Run 5/26/2023 12:24 PM View: Outliers
 Plant Scherer Client: Southern Company Data: Scherer PAC-CCR

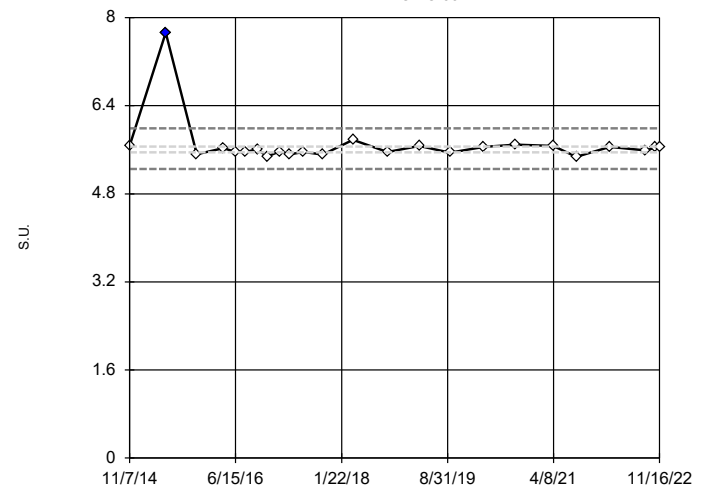
Tukey's Outlier Screening GWC-52



n = 26
 Outlier is drawn as solid.
 Tukey's method selected by user.
 Data were natural log transformed to achieve best W statistic (graph shown in original units).
 High cutoff = 7.082, low cutoff = 6.277, based on IQR multiplier of 3.

Constituent: pH Analysis Run 5/26/2023 12:24 PM View: Outliers
 Plant Scherer Client: Southern Company Data: Scherer PAC-CCR

Tukey's Outlier Screening GWC-53

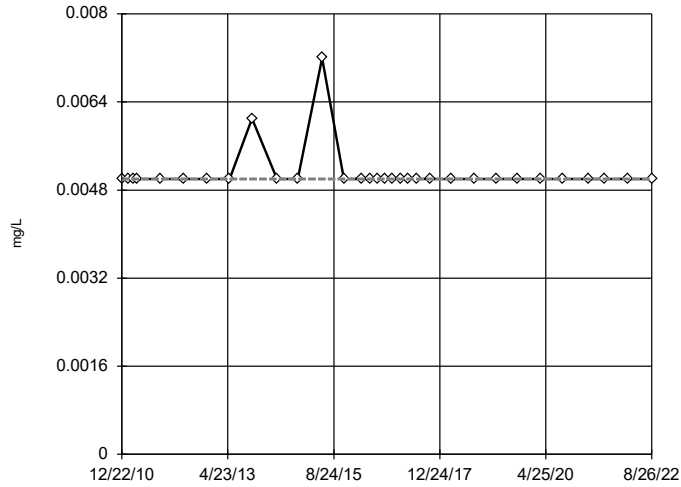


n = 24
 Outlier is drawn as solid.
 Tukey's method selected by user.
 Data were natural log transformed to achieve best W statistic (graph shown in original units).
 High cutoff = 5.987, low cutoff = 5.252, based on IQR multiplier of 3.

Constituent: pH Analysis Run 5/26/2023 12:24 PM View: Outliers
 Plant Scherer Client: Southern Company Data: Scherer PAC-CCR

Tukey's Outlier Screening

GWA-21 (bg)

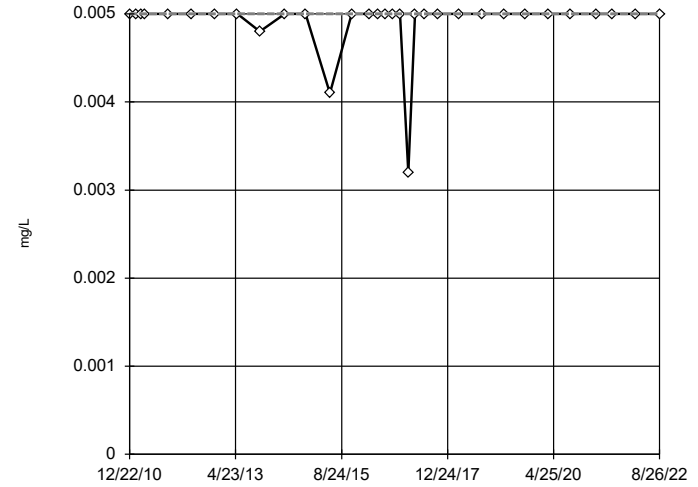


n = 32
 No outliers found.
 Tukey's method selected by user.
 Data were natural log transformed to achieve best W statistic (graph shown in original units).
 The results were invalidated, because the lower and upper quartiles are equal.

Constituent: Selenium, Total Analysis Run 5/26/2023 12:24 PM View: Outliers
 Plant Scherer Client: Southern Company Data: Scherer PAC-CCR

Tukey's Outlier Screening

GWA-22 (bg)

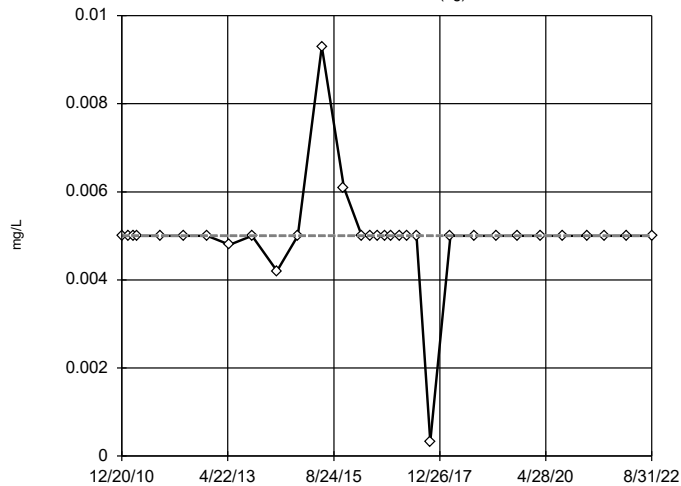


n = 32
 No outliers found.
 Tukey's method selected by user.
 Data were x⁶ transformed to achieve best W statistic (graph shown in original units).
 The results were invalidated, because the lower and upper quartiles are equal.

Constituent: Selenium, Total Analysis Run 5/26/2023 12:24 PM View: Outliers
 Plant Scherer Client: Southern Company Data: Scherer PAC-CCR

Tukey's Outlier Screening

GWA-45 (bg)

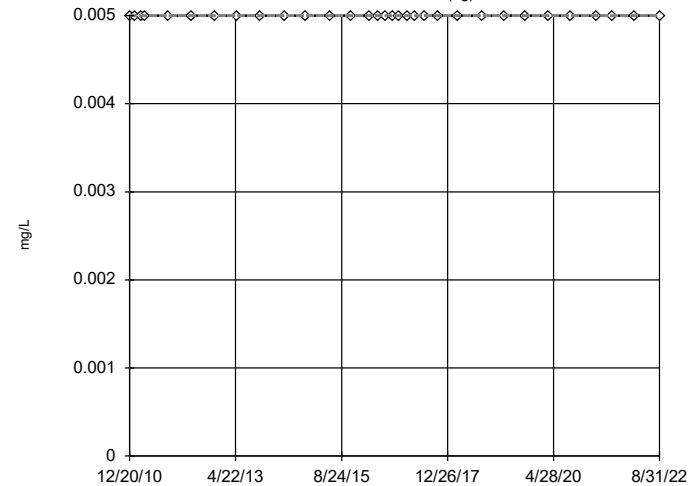


n = 32
 No outliers found.
 Tukey's method selected by user.
 Ladder of Powers transformations did not improve normality; analysis run on raw data.
 The results were invalidated, because the lower and upper quartiles are equal.

Constituent: Selenium, Total Analysis Run 5/26/2023 12:24 PM View: Outliers
 Plant Scherer Client: Southern Company Data: Scherer PAC-CCR

Tukey's Outlier Screening

GWA-46 (bg)

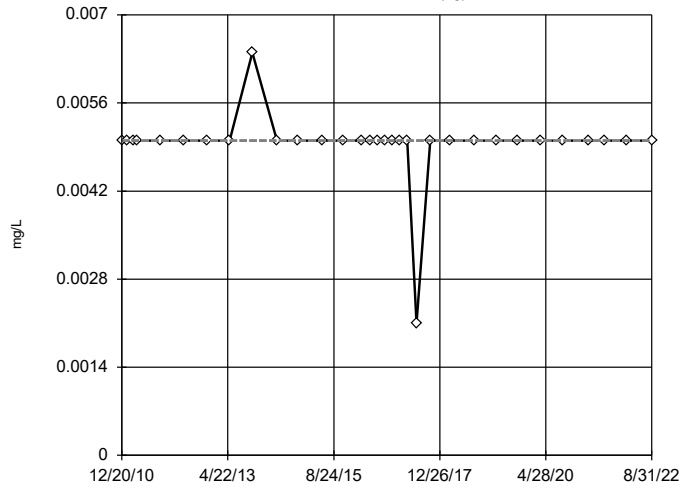


n = 32
 No outliers found.
 Tukey's method selected by user.
 Data were square root transformed to achieve best W statistic (graph shown in original units).
 The results were invalidated, because the lower and upper quartiles are equal.

Constituent: Selenium, Total Analysis Run 5/26/2023 12:24 PM View: Outliers
 Plant Scherer Client: Southern Company Data: Scherer PAC-CCR

Tukey's Outlier Screening

GWA-47 (bg)

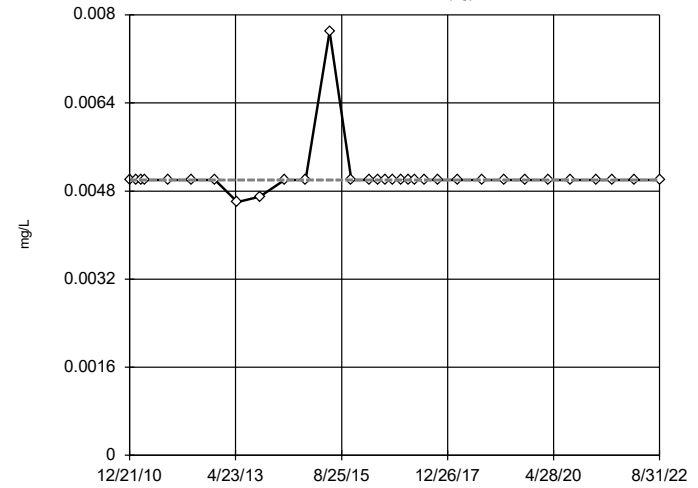


n = 32
 No outliers found.
 Tukey's method selected by user.
 Data were cube transformed to achieve best W statistic (graph shown in original units).
 The results were invalidated, because the lower and upper quartiles are equal.

Constituent: Selenium, Total Analysis Run 5/26/2023 12:24 PM View: Outliers
 Plant Scherer Client: Southern Company Data: Scherer PAC-CCR

Tukey's Outlier Screening

GWA-48 (bg)

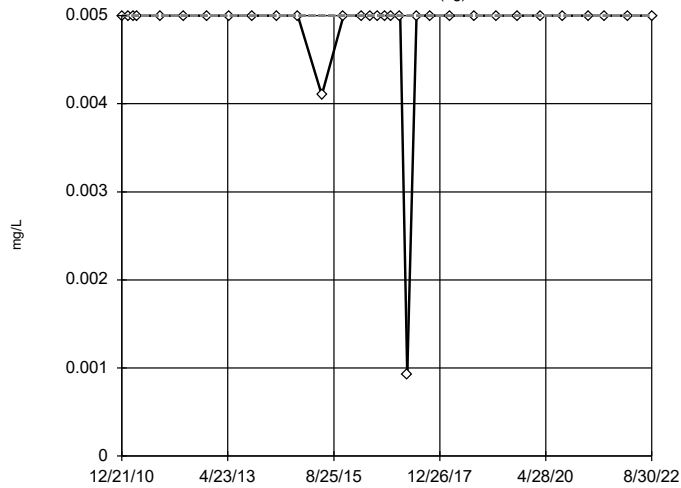


n = 32
 No outliers found.
 Tukey's method selected by user.
 Data were natural log transformed to achieve best W statistic (graph shown in original units).
 The results were invalidated, because the lower and upper quartiles are equal.

Constituent: Selenium, Total Analysis Run 5/26/2023 12:24 PM View: Outliers
 Plant Scherer Client: Southern Company Data: Scherer PAC-CCR

Tukey's Outlier Screening

GWA-49 (bg)

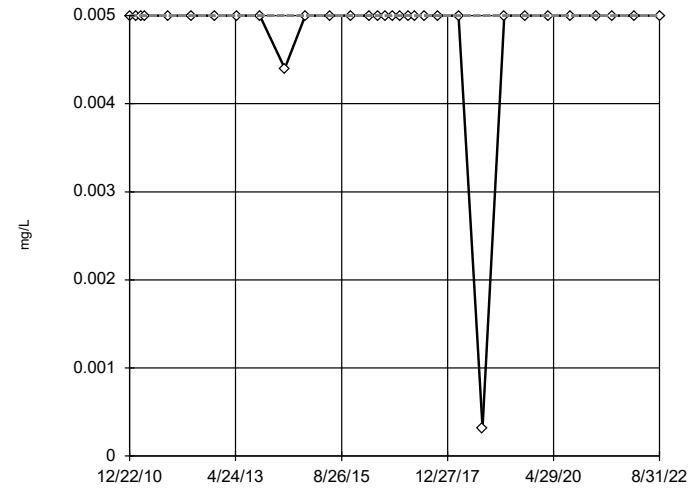


n = 32
 No outliers found.
 Tukey's method selected by user.
 Data were x⁶ transformed to achieve best W statistic (graph shown in original units).
 The results were invalidated, because the lower and upper quartiles are equal.

Constituent: Selenium, Total Analysis Run 5/26/2023 12:24 PM View: Outliers
 Plant Scherer Client: Southern Company Data: Scherer PAC-CCR

Tukey's Outlier Screening

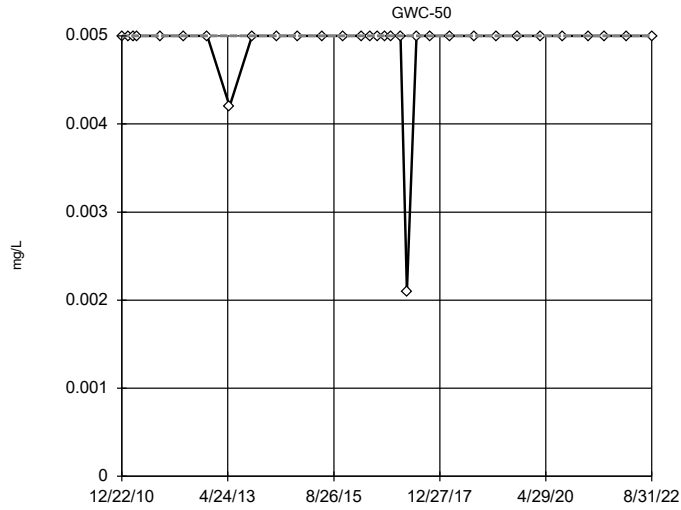
GWC-29



n = 32
 No outliers found.
 Tukey's method selected by user.
 Data were x⁶ transformed to achieve best W statistic (graph shown in original units).
 The results were invalidated, because the lower and upper quartiles are equal.

Constituent: Selenium, Total Analysis Run 5/26/2023 12:24 PM View: Outliers
 Plant Scherer Client: Southern Company Data: Scherer PAC-CCR

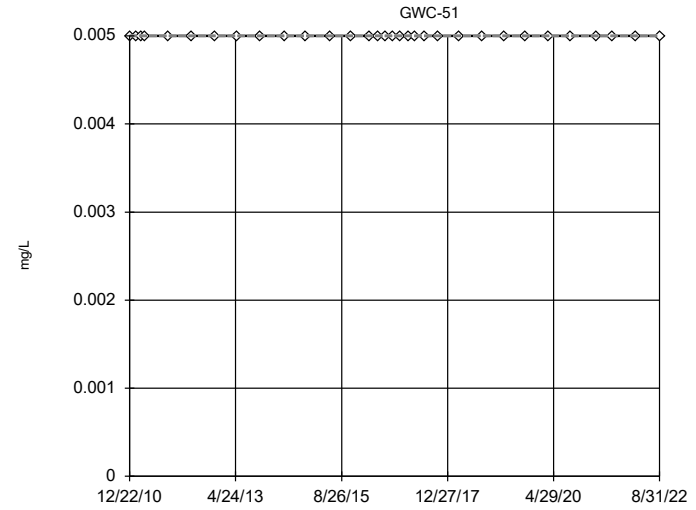
Tukey's Outlier Screening



n = 32
 No outliers found.
 Tukey's method selected by user.
 Data were x⁶ transformed to achieve best W statistic (graph shown in original units).
 The results were invalidated, because the lower and upper quartiles are equal.

Constituent: Selenium, Total Analysis Run 5/26/2023 12:24 PM View: Outliers
 Plant Scherer Client: Southern Company Data: Scherer PAC-CCR

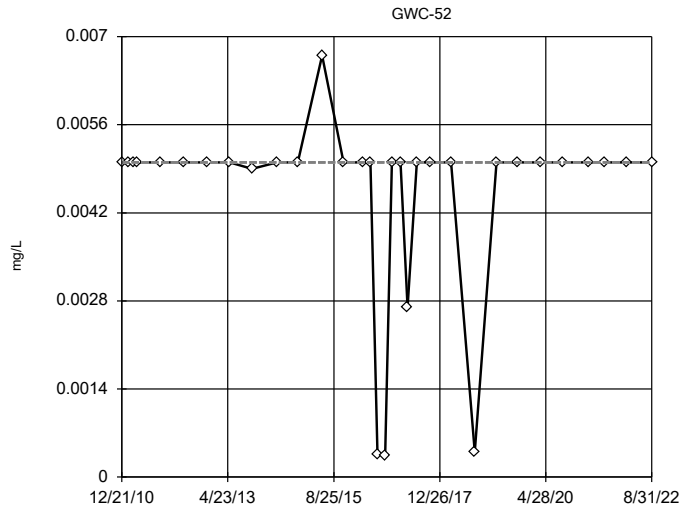
Tukey's Outlier Screening



n = 32
 No outliers found.
 Tukey's method selected by user.
 Data were square root transformed to achieve best W statistic (graph shown in original units).
 The results were invalidated, because the lower and upper quartiles are equal.

Constituent: Selenium, Total Analysis Run 5/26/2023 12:24 PM View: Outliers
 Plant Scherer Client: Southern Company Data: Scherer PAC-CCR

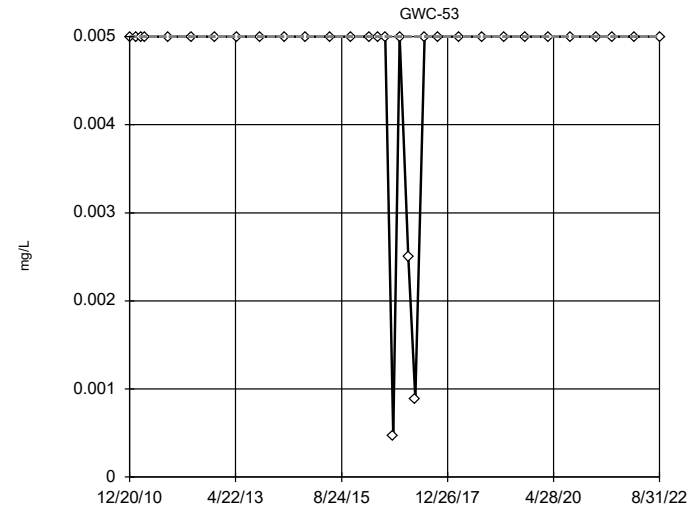
Tukey's Outlier Screening



n = 32
 No outliers found.
 Tukey's method selected by user.
 Data were cube transformed to achieve best W statistic (graph shown in original units).
 The results were invalidated, because the lower and upper quartiles are equal.

Constituent: Selenium, Total Analysis Run 5/26/2023 12:24 PM View: Outliers
 Plant Scherer Client: Southern Company Data: Scherer PAC-CCR

Tukey's Outlier Screening

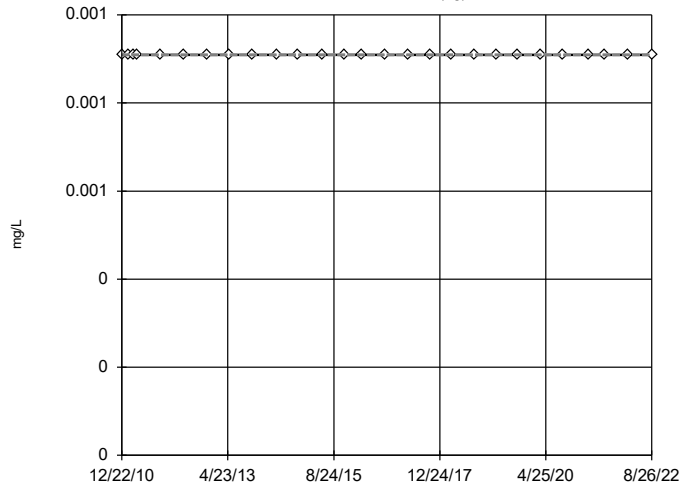


n = 32
 No outliers found.
 Tukey's method selected by user.
 Ladder of Powers transformations did not improve normality, analysis run on raw data.
 The results were invalidated, because the lower and upper quartiles are equal.

Constituent: Selenium, Total Analysis Run 5/26/2023 12:24 PM View: Outliers
 Plant Scherer Client: Southern Company Data: Scherer PAC-CCR

Tukey's Outlier Screening

GWA-21 (bg)

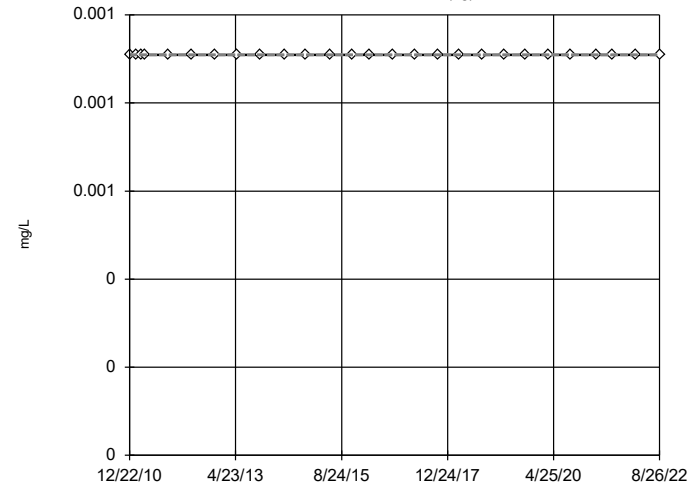


n = 27
 No outliers found. Tukey's method selected by user.
 Data were square root transformed to achieve best W statistic (graph shown in original units).
 The results were invalidated, because the lower and upper quartiles are equal.

Constituent: Silver, Total Analysis Run 5/26/2023 12:24 PM View: Outliers
 Plant Scherer Client: Southern Company Data: Scherer PAC-CCR

Tukey's Outlier Screening

GWA-22 (bg)

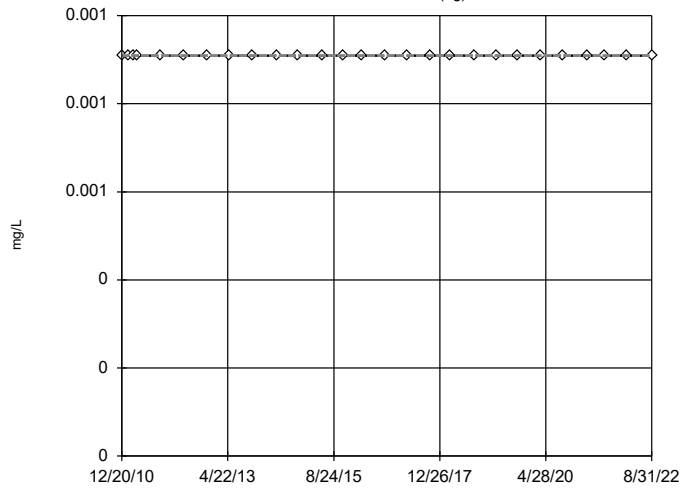


n = 27
 No outliers found. Tukey's method selected by user.
 Data were square root transformed to achieve best W statistic (graph shown in original units).
 The results were invalidated, because the lower and upper quartiles are equal.

Constituent: Silver, Total Analysis Run 5/26/2023 12:24 PM View: Outliers
 Plant Scherer Client: Southern Company Data: Scherer PAC-CCR

Tukey's Outlier Screening

GWA-45 (bg)

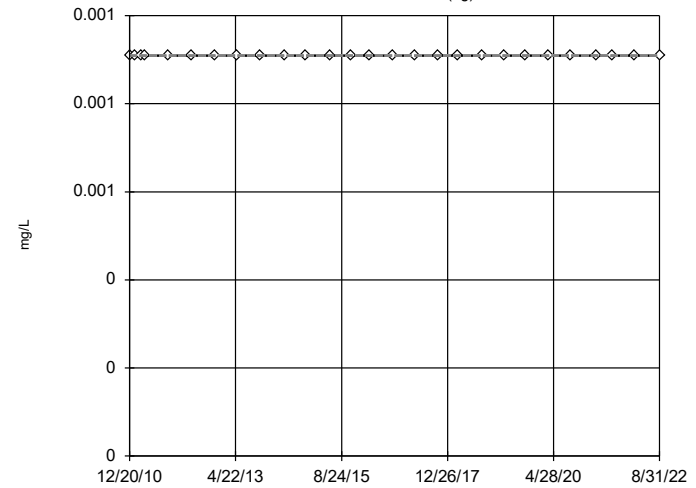


n = 27
 No outliers found. Tukey's method selected by user.
 Data were square root transformed to achieve best W statistic (graph shown in original units).
 The results were invalidated, because the lower and upper quartiles are equal.

Constituent: Silver, Total Analysis Run 5/26/2023 12:24 PM View: Outliers
 Plant Scherer Client: Southern Company Data: Scherer PAC-CCR

Tukey's Outlier Screening

GWA-46 (bg)

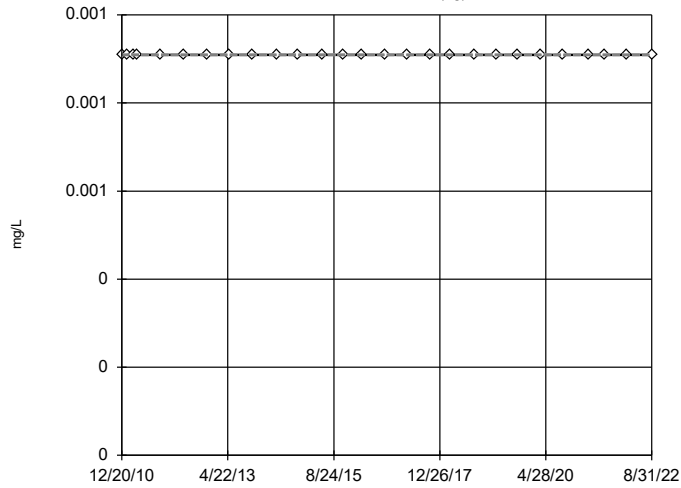


n = 27
 No outliers found. Tukey's method selected by user.
 Data were square root transformed to achieve best W statistic (graph shown in original units).
 The results were invalidated, because the lower and upper quartiles are equal.

Constituent: Silver, Total Analysis Run 5/26/2023 12:24 PM View: Outliers
 Plant Scherer Client: Southern Company Data: Scherer PAC-CCR

Tukey's Outlier Screening

GWA-47 (bg)

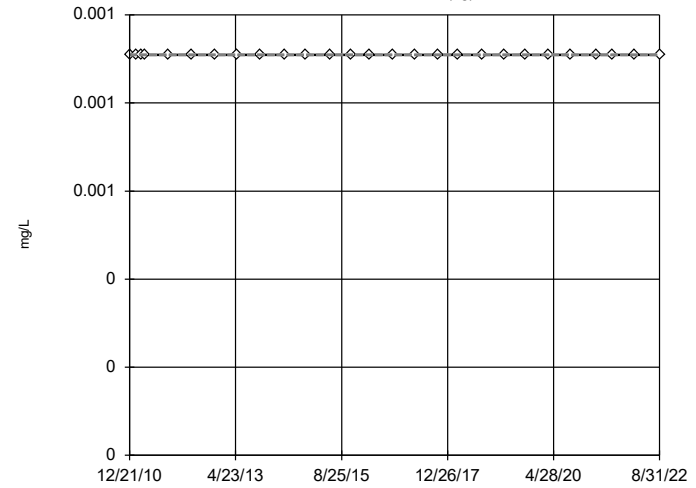


n = 27
 No outliers found. Tukey's method selected by user.
 Data were square root transformed to achieve best W statistic (graph shown in original units).
 The results were invalidated, because the lower and upper quartiles are equal.

Constituent: Silver, Total Analysis Run 5/26/2023 12:24 PM View: Outliers
 Plant Scherer Client: Southern Company Data: Scherer PAC-CCR

Tukey's Outlier Screening

GWA-48 (bg)

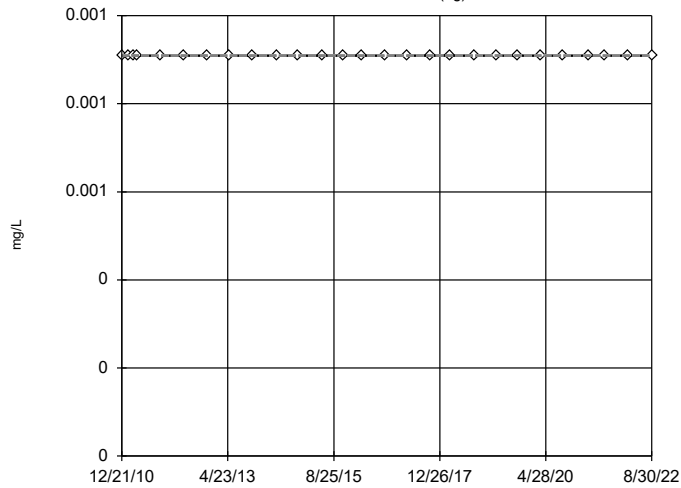


n = 27
 No outliers found. Tukey's method selected by user.
 Data were square root transformed to achieve best W statistic (graph shown in original units).
 The results were invalidated, because the lower and upper quartiles are equal.

Constituent: Silver, Total Analysis Run 5/26/2023 12:24 PM View: Outliers
 Plant Scherer Client: Southern Company Data: Scherer PAC-CCR

Tukey's Outlier Screening

GWA-49 (bg)

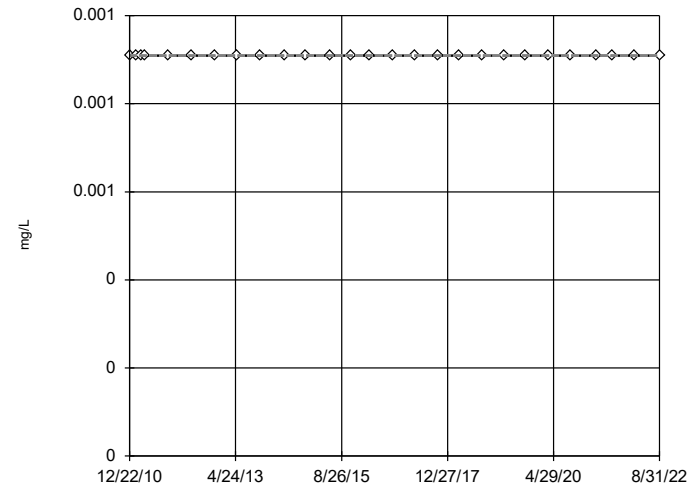


n = 27
 No outliers found. Tukey's method selected by user.
 Data were square root transformed to achieve best W statistic (graph shown in original units).
 The results were invalidated, because the lower and upper quartiles are equal.

Constituent: Silver, Total Analysis Run 5/26/2023 12:24 PM View: Outliers
 Plant Scherer Client: Southern Company Data: Scherer PAC-CCR

Tukey's Outlier Screening

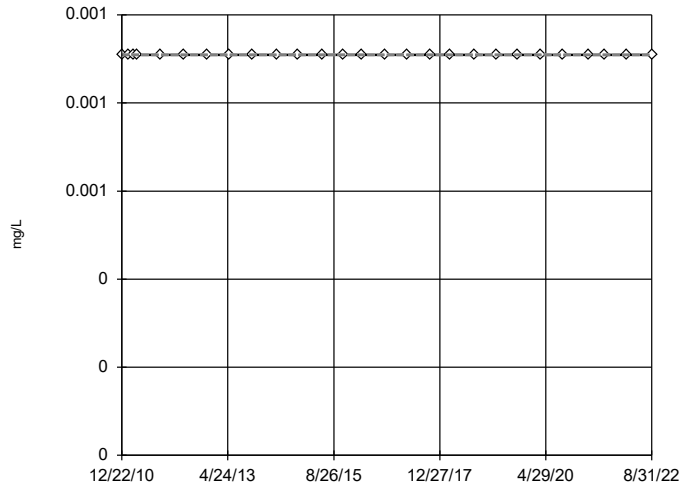
GWC-29



n = 27
 No outliers found. Tukey's method selected by user.
 Data were square root transformed to achieve best W statistic (graph shown in original units).
 The results were invalidated, because the lower and upper quartiles are equal.

Constituent: Silver, Total Analysis Run 5/26/2023 12:24 PM View: Outliers
 Plant Scherer Client: Southern Company Data: Scherer PAC-CCR

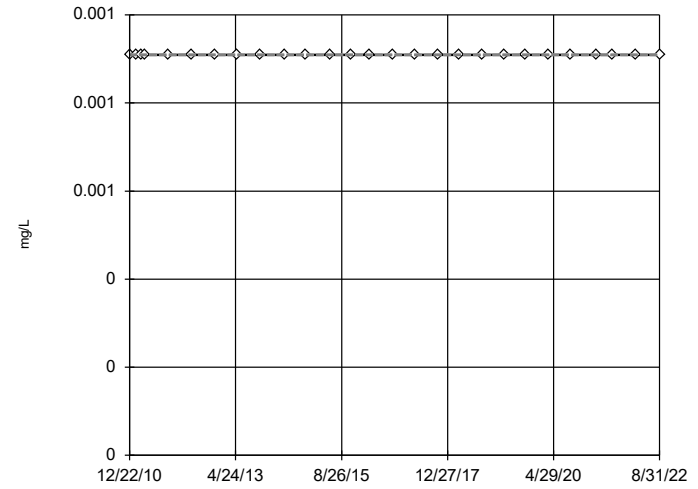
Tukey's Outlier Screening GWC-50



n = 27
 No outliers found.
 Tukey's method selected by user.
 Data were square root transformed to achieve best W statistic (graph shown in original units).
 The results were invalidated, because the lower and upper quartiles are equal.

Constituent: Silver, Total Analysis Run 5/26/2023 12:24 PM View: Outliers
 Plant Scherer Client: Southern Company Data: Scherer PAC-CCR

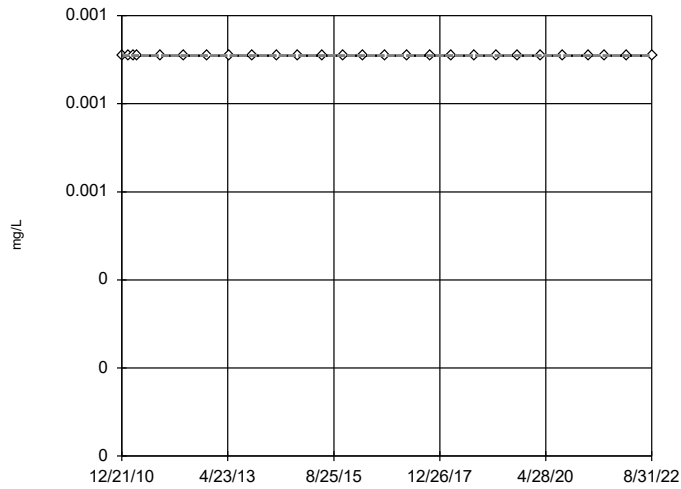
Tukey's Outlier Screening GWC-51



n = 27
 No outliers found.
 Tukey's method selected by user.
 Data were square root transformed to achieve best W statistic (graph shown in original units).
 The results were invalidated, because the lower and upper quartiles are equal.

Constituent: Silver, Total Analysis Run 5/26/2023 12:24 PM View: Outliers
 Plant Scherer Client: Southern Company Data: Scherer PAC-CCR

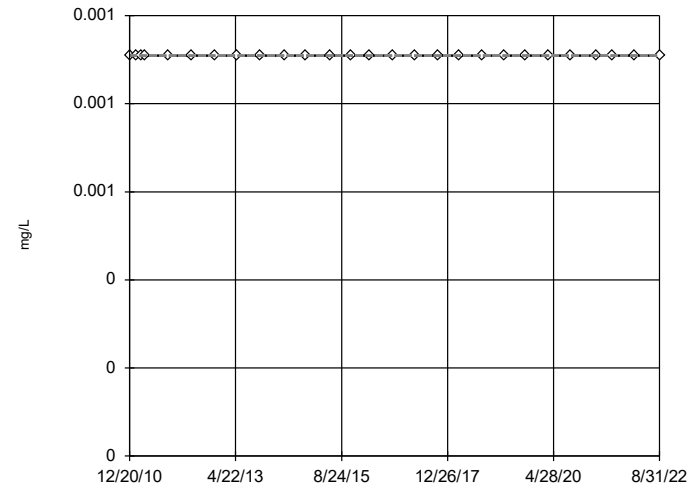
Tukey's Outlier Screening GWC-52



n = 27
 No outliers found.
 Tukey's method selected by user.
 Data were square root transformed to achieve best W statistic (graph shown in original units).
 The results were invalidated, because the lower and upper quartiles are equal.

Constituent: Silver, Total Analysis Run 5/26/2023 12:24 PM View: Outliers
 Plant Scherer Client: Southern Company Data: Scherer PAC-CCR

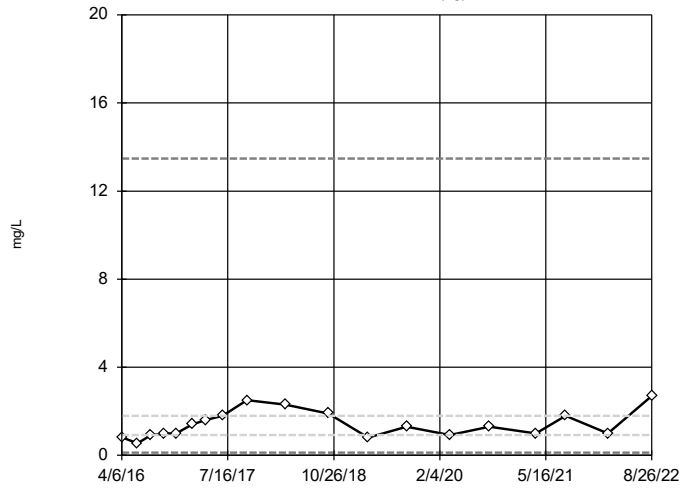
Tukey's Outlier Screening GWC-53



n = 27
 No outliers found.
 Tukey's method selected by user.
 Data were square root transformed to achieve best W statistic (graph shown in original units).
 The results were invalidated, because the lower and upper quartiles are equal.

Constituent: Silver, Total Analysis Run 5/26/2023 12:24 PM View: Outliers
 Plant Scherer Client: Southern Company Data: Scherer PAC-CCR

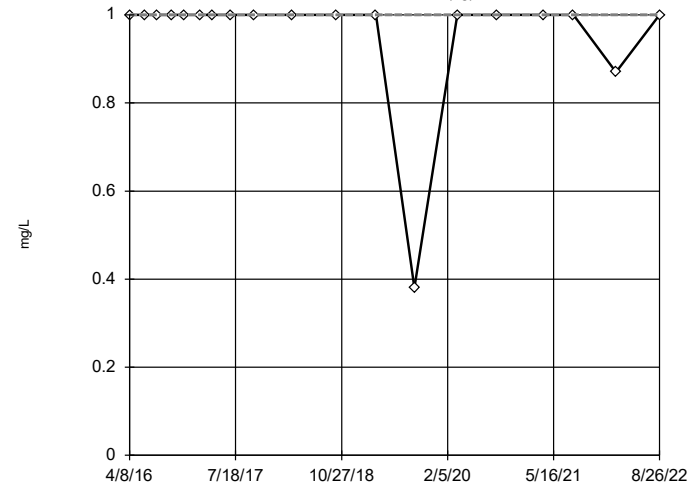
Tukey's Outlier Screening
GWA-21 (bg)



n = 19
No outliers found.
Tukey's method selected by user.
Data were natural log transformed to achieve best W statistic (graph shown in original units).
High cutoff = 13.48, low cutoff = 0.1228, based on IQR multiplier of 3.

Constituent: Sulfate Analysis Run 5/26/2023 12:24 PM View: Outliers
Plant Scherer Client: Southern Company Data: Scherer PAC-CCR

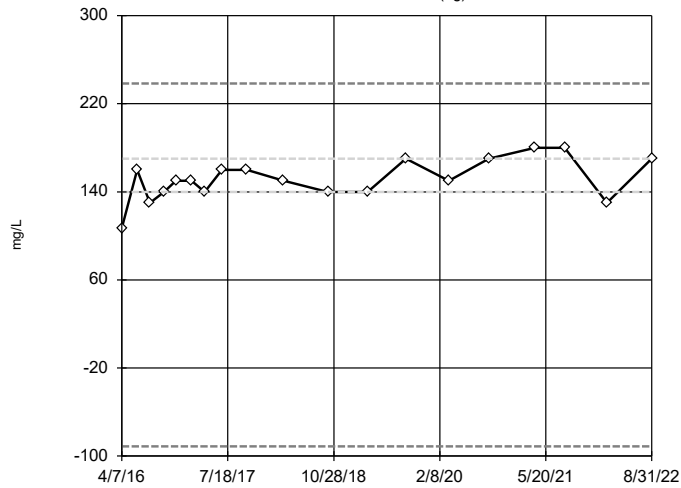
Tukey's Outlier Screening
GWA-22 (bg)



n = 19
No outliers found.
Tukey's method selected by user.
Data were x^6 transformed to achieve best W statistic (graph shown in original units).
The results were invalidated, because the lower and upper quartiles are equal.

Constituent: Sulfate Analysis Run 5/26/2023 12:24 PM View: Outliers
Plant Scherer Client: Southern Company Data: Scherer PAC-CCR

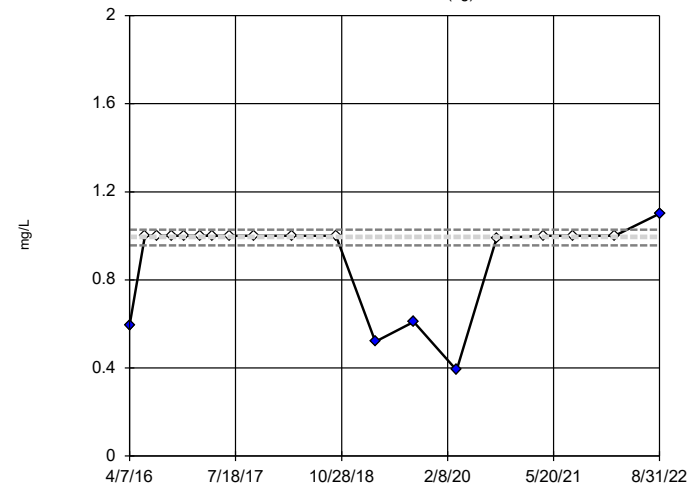
Tukey's Outlier Screening
GWA-45 (bg)



n = 19
No outliers found.
Tukey's method selected by user.
Data were square transformed to achieve best W statistic (graph shown in original units).
High cutoff = 238.3, low cutoff = -91.1, based on IQR multiplier of 3.

Constituent: Sulfate Analysis Run 5/26/2023 12:24 PM View: Outliers
Plant Scherer Client: Southern Company Data: Scherer PAC-CCR

Tukey's Outlier Screening
GWA-46 (bg)

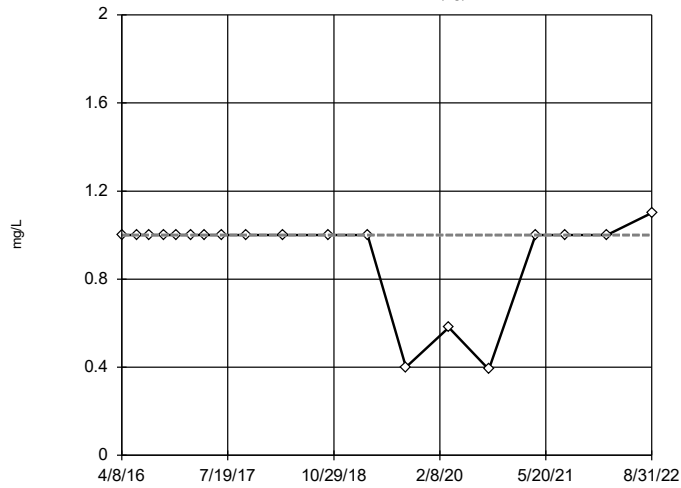


n = 19
Outliers are drawn as solid.
Tukey's method selected by user.
Data were x^6 transformed to achieve best W statistic (graph shown in original units).
High cutoff = 1.027, low cutoff = 0.9665, based on IQR multiplier of 3.

Constituent: Sulfate Analysis Run 5/26/2023 12:24 PM View: Outliers
Plant Scherer Client: Southern Company Data: Scherer PAC-CCR

Tukey's Outlier Screening

GWA-47 (bg)



n = 19

No outliers found. Tukey's method selected by user.

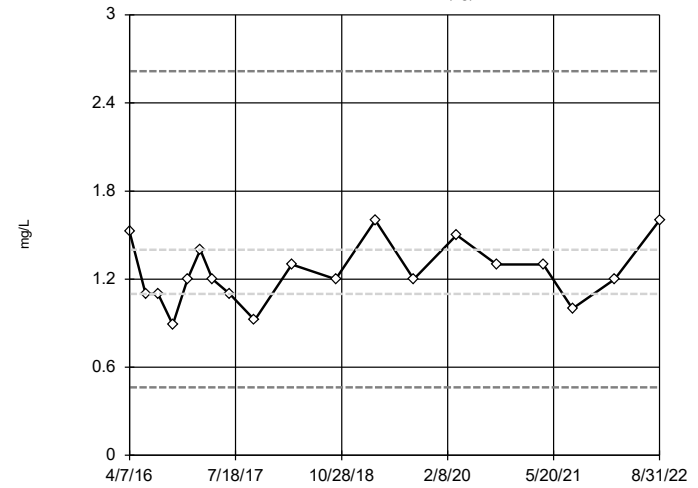
Data were x⁶ transformed to achieve best W statistic (graph shown in original units).

The results were invalidated, because the lower and upper quartiles are equal.

Constituent: Sulfate Analysis Run 5/26/2023 12:24 PM View: Outliers
Plant Scherer Client: Southern Company Data: Scherer PAC-CCR

Tukey's Outlier Screening

GWA-48 (bg)



n = 19

No outliers found. Tukey's method selected by user.

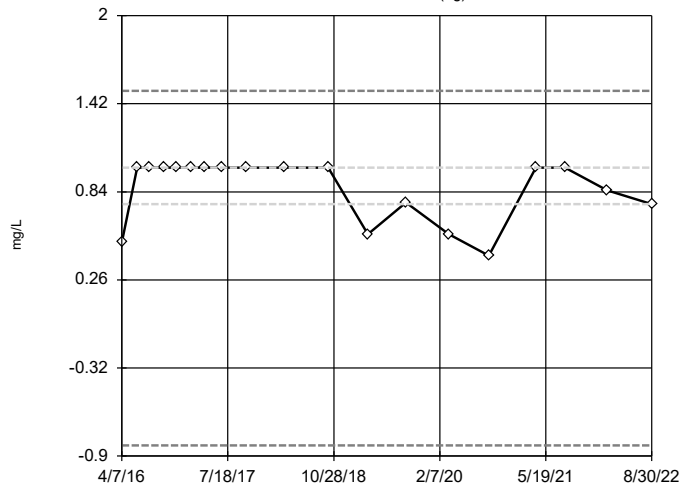
Data were cube root transformed to achieve best W statistic (graph shown in original units).

High cutoff = 2.616, low cutoff = 0.462, based on IQR multiplier of 3.

Constituent: Sulfate Analysis Run 5/26/2023 12:24 PM View: Outliers
Plant Scherer Client: Southern Company Data: Scherer PAC-CCR

Tukey's Outlier Screening

GWA-49 (bg)



n = 19

No outliers found. Tukey's method selected by user.

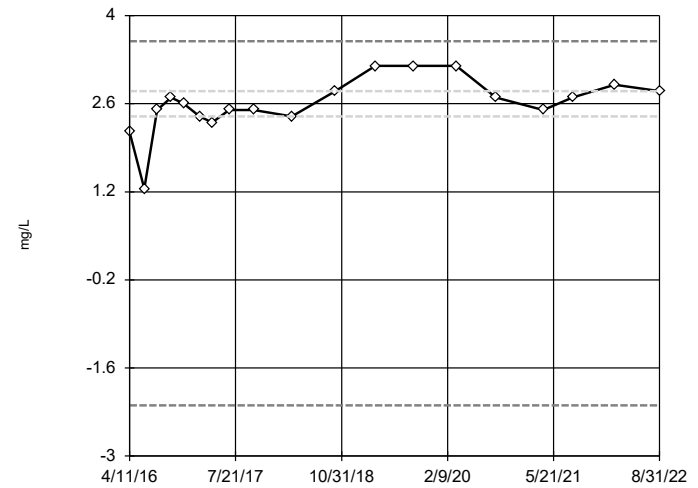
Data were square transformed to achieve best W statistic (graph shown in original units).

High cutoff = 1.506, low cutoff = -0.8304, based on IQR multiplier of 3.

Constituent: Sulfate Analysis Run 5/26/2023 12:24 PM View: Outliers
Plant Scherer Client: Southern Company Data: Scherer PAC-CCR

Tukey's Outlier Screening

GWC-29



n = 19

No outliers found. Tukey's method selected by user.

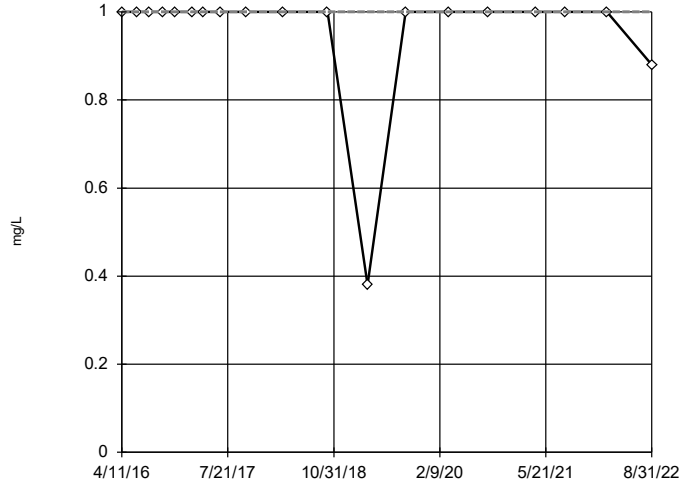
Data were cube transformed to achieve best W statistic (graph shown in original units).

High cutoff = 3.592, low cutoff = -2.194, based on IQR multiplier of 3.

Constituent: Sulfate Analysis Run 5/26/2023 12:24 PM View: Outliers
Plant Scherer Client: Southern Company Data: Scherer PAC-CCR

Tukey's Outlier Screening

GWC-50

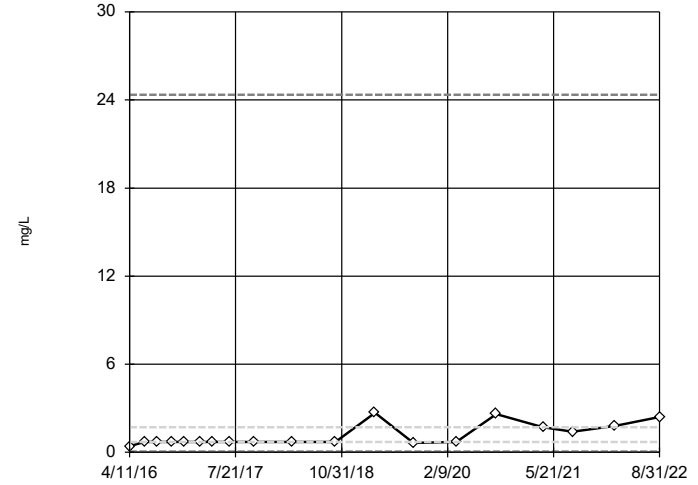


n = 19
 No outliers found.
 Tukey's method selected by user.
 Data were x*6 transformed to achieve best W statistic (graph shown in original units).
 The results were invalidated, because the lower and upper quartiles are equal.

Constituent: Sulfate Analysis Run 5/26/2023 12:24 PM View: Outliers
 Plant Scherer Client: Southern Company Data: Scherer PAC-CCR

Tukey's Outlier Screening

GWC-51

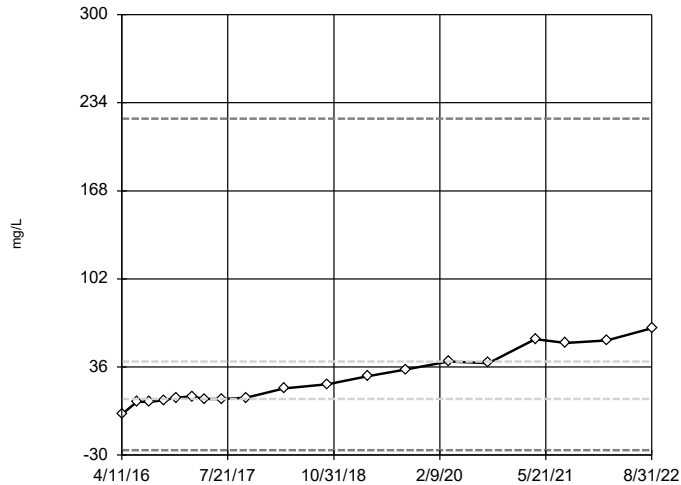


n = 19
 No outliers found.
 Tukey's method selected by user.
 Data were natural log transformed to achieve best W statistic (graph shown in original units).
 High cutoff = 24.35, low cutoff = 0.04887, based on IQR multiplier of 3.

Constituent: Sulfate Analysis Run 5/26/2023 12:24 PM View: Outliers
 Plant Scherer Client: Southern Company Data: Scherer PAC-CCR

Tukey's Outlier Screening

GWC-52

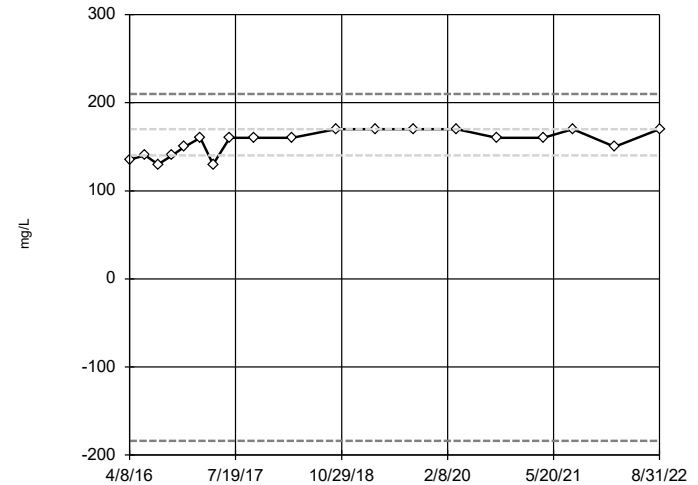


n = 19
 No outliers found.
 Tukey's method selected by user.
 Data were square root transformed to achieve best W statistic (graph shown in original units).
 High cutoff = 222.2, low cutoff = -26.19, based on IQR multiplier of 3.

Constituent: Sulfate Analysis Run 5/26/2023 12:24 PM View: Outliers
 Plant Scherer Client: Southern Company Data: Scherer PAC-CCR

Tukey's Outlier Screening

GWC-53

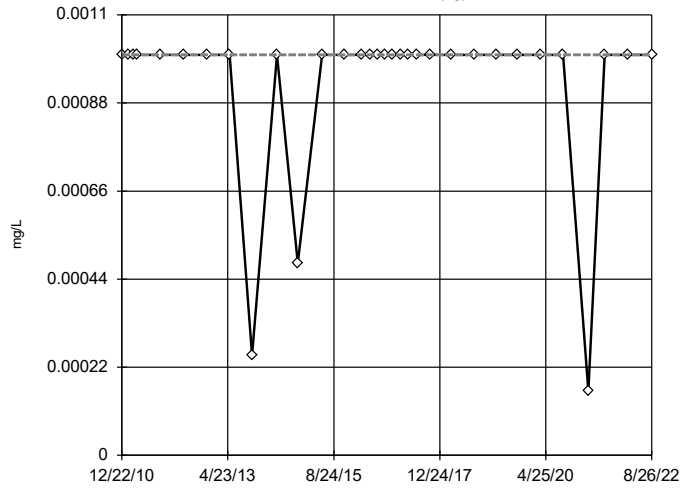


n = 19
 No outliers found.
 Tukey's method selected by user.
 Data were x*5 transformed to achieve best W statistic (graph shown in original units).
 High cutoff = 209.8, low cutoff = -184, based on IQR multiplier of 3.

Constituent: Sulfate Analysis Run 5/26/2023 12:24 PM View: Outliers
 Plant Scherer Client: Southern Company Data: Scherer PAC-CCR

Tukey's Outlier Screening

GWA-21 (bg)

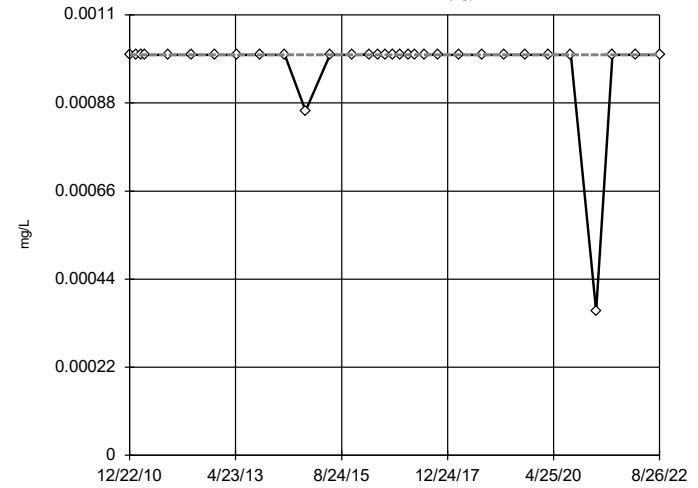


n = 32
 No outliers found. Tukey's method selected by user.
 Ladder of Powers transformations did not improve normality; analysis run on raw data.
 The results were invalidated, because the lower and upper quartiles are equal.

Constituent: Thallium, Total Analysis Run 5/26/2023 12:24 PM View: Outliers
 Plant Scherer Client: Southern Company Data: Scherer PAC-CCR

Tukey's Outlier Screening

GWA-22 (bg)

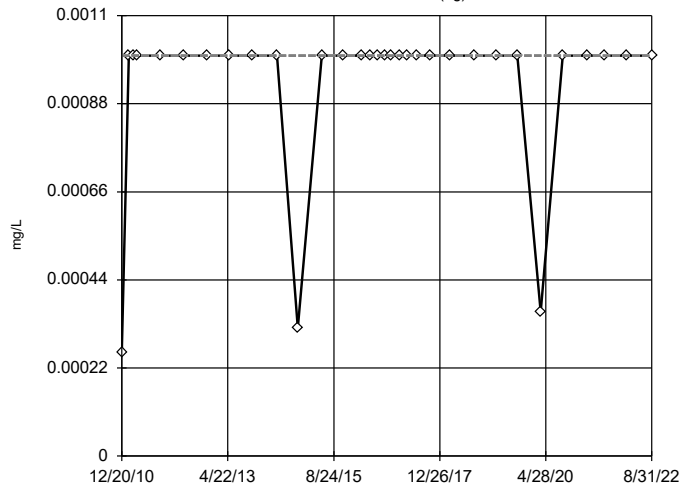


n = 32
 No outliers found. Tukey's method selected by user.
 Data were x⁶ transformed to achieve best W statistic (graph shown in original units).
 The results were invalidated, because the lower and upper quartiles are equal.

Constituent: Thallium, Total Analysis Run 5/26/2023 12:24 PM View: Outliers
 Plant Scherer Client: Southern Company Data: Scherer PAC-CCR

Tukey's Outlier Screening

GWA-45 (bg)

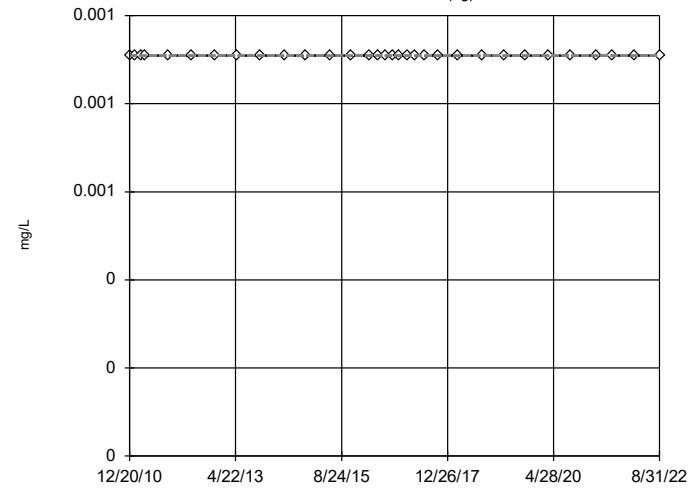


n = 32
 No outliers found. Tukey's method selected by user.
 Data were natural log transformed to achieve best W statistic (graph shown in original units).
 The results were invalidated, because the lower and upper quartiles are equal.

Constituent: Thallium, Total Analysis Run 5/26/2023 12:24 PM View: Outliers
 Plant Scherer Client: Southern Company Data: Scherer PAC-CCR

Tukey's Outlier Screening

GWA-46 (bg)

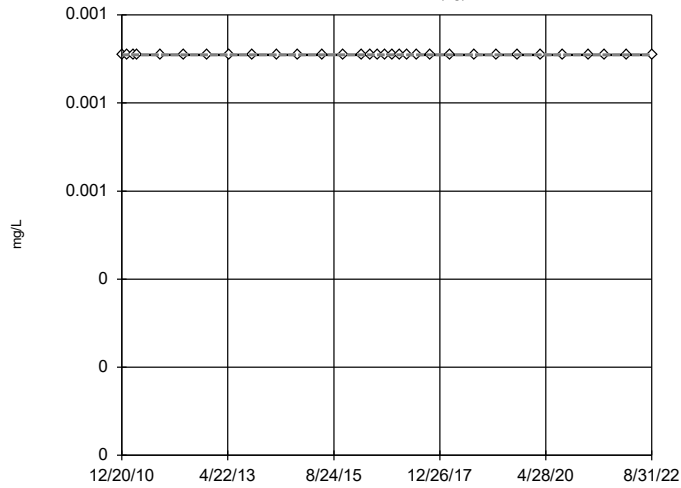


n = 32
 No outliers found. Tukey's method selected by user.
 Data were square root transformed to achieve best W statistic (graph shown in original units).
 The results were invalidated, because the lower and upper quartiles are equal.

Constituent: Thallium, Total Analysis Run 5/26/2023 12:24 PM View: Outliers
 Plant Scherer Client: Southern Company Data: Scherer PAC-CCR

Tukey's Outlier Screening

GWA-47 (bg)

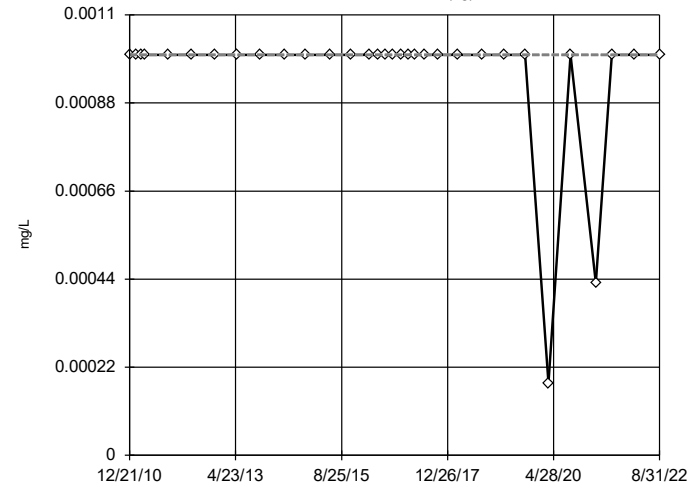


n = 32
 No outliers found. Tukey's method selected by user.
 Data were square root transformed to achieve best W statistic (graph shown in original units).
 The results were invalidated, because the lower and upper quartiles are equal.

Constituent: Thallium, Total Analysis Run 5/26/2023 12:24 PM View: Outliers
 Plant Scherer Client: Southern Company Data: Scherer PAC-CCR

Tukey's Outlier Screening

GWA-48 (bg)

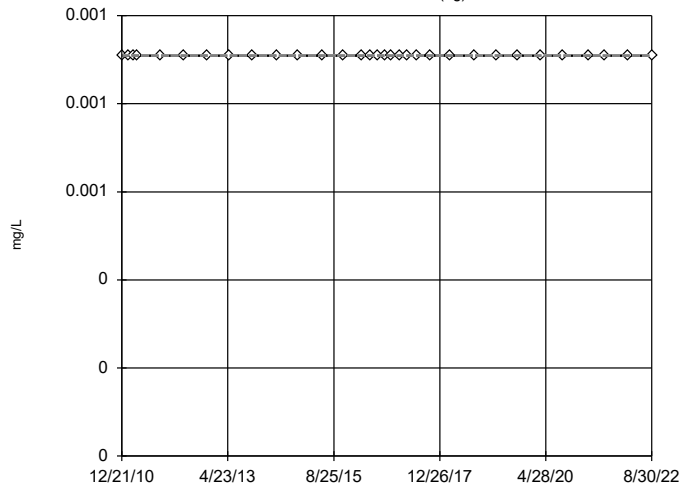


n = 32
 No outliers found. Tukey's method selected by user.
 Ladder of Powers transformations did not improve normality; analysis run on raw data.
 The results were invalidated, because the lower and upper quartiles are equal.

Constituent: Thallium, Total Analysis Run 5/26/2023 12:24 PM View: Outliers
 Plant Scherer Client: Southern Company Data: Scherer PAC-CCR

Tukey's Outlier Screening

GWA-49 (bg)

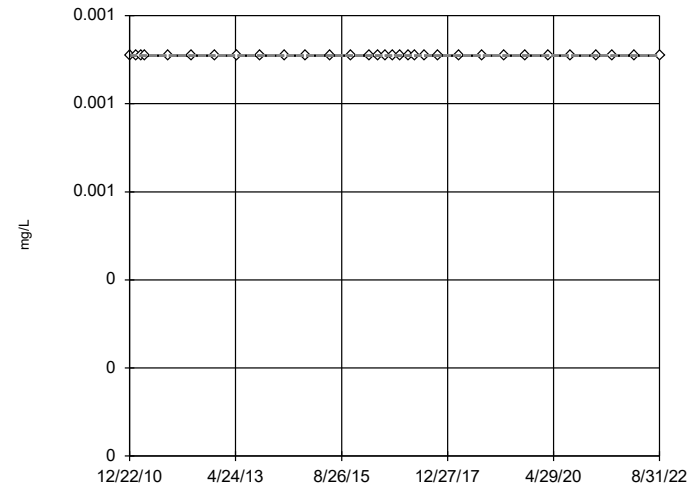


n = 32
 No outliers found. Tukey's method selected by user.
 Data were square root transformed to achieve best W statistic (graph shown in original units).
 The results were invalidated, because the lower and upper quartiles are equal.

Constituent: Thallium, Total Analysis Run 5/26/2023 12:24 PM View: Outliers
 Plant Scherer Client: Southern Company Data: Scherer PAC-CCR

Tukey's Outlier Screening

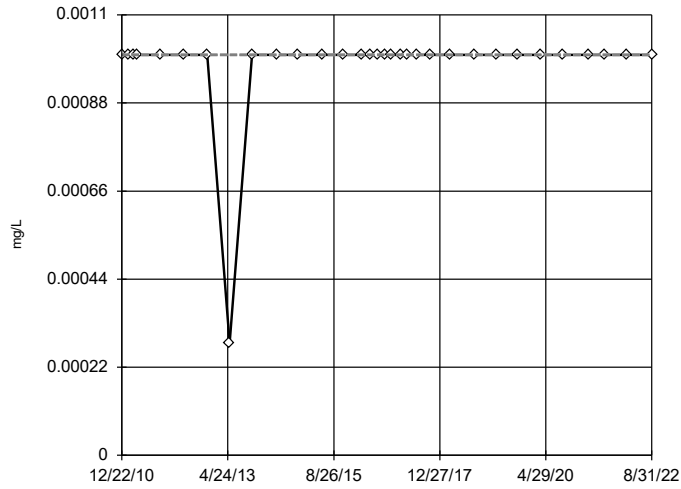
GWC-29



n = 32
 No outliers found. Tukey's method selected by user.
 Data were square root transformed to achieve best W statistic (graph shown in original units).
 The results were invalidated, because the lower and upper quartiles are equal.

Constituent: Thallium, Total Analysis Run 5/26/2023 12:24 PM View: Outliers
 Plant Scherer Client: Southern Company Data: Scherer PAC-CCR

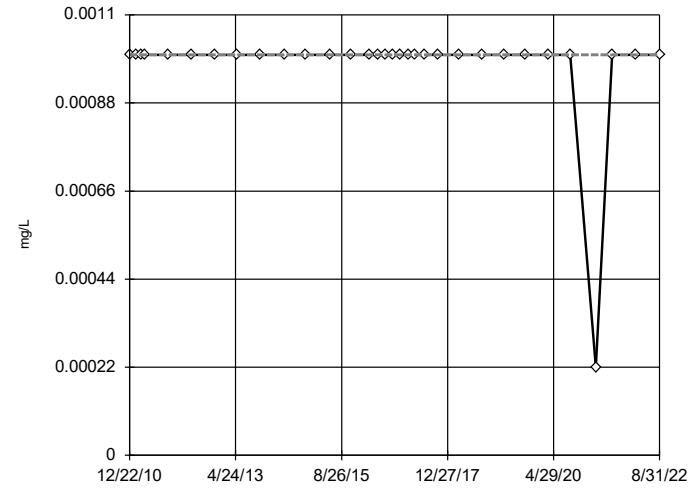
Tukey's Outlier Screening GWC-50



n = 32
 No outliers found. Tukey's method selected by user.
 Ladder of Powers transformations did not improve normality; analysis run on raw data.
 The results were invalidated, because the lower and upper quartiles are equal.

Constituent: Thallium, Total Analysis Run 5/26/2023 12:24 PM View: Outliers
 Plant Scherer Client: Southern Company Data: Scherer PAC-CCR

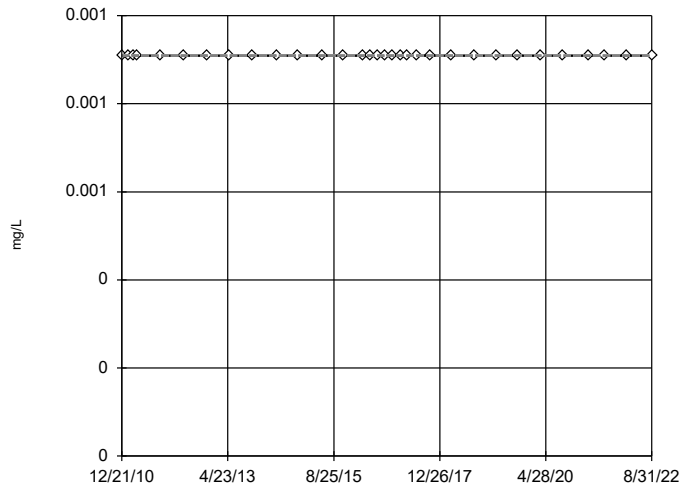
Tukey's Outlier Screening GWC-51



n = 32
 No outliers found. Tukey's method selected by user.
 Data were natural log transformed to achieve best W statistic (graph shown in original units).
 The results were invalidated, because the lower and upper quartiles are equal.

Constituent: Thallium, Total Analysis Run 5/26/2023 12:24 PM View: Outliers
 Plant Scherer Client: Southern Company Data: Scherer PAC-CCR

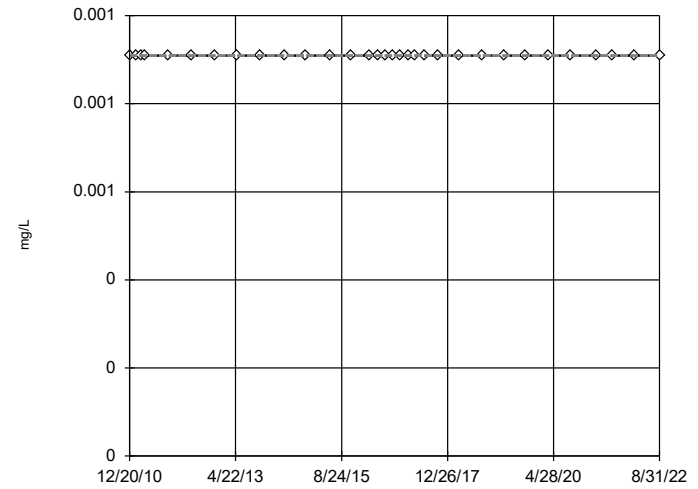
Tukey's Outlier Screening GWC-52



n = 32
 No outliers found. Tukey's method selected by user.
 Data were square root transformed to achieve best W statistic (graph shown in original units).
 The results were invalidated, because the lower and upper quartiles are equal.

Constituent: Thallium, Total Analysis Run 5/26/2023 12:24 PM View: Outliers
 Plant Scherer Client: Southern Company Data: Scherer PAC-CCR

Tukey's Outlier Screening GWC-53

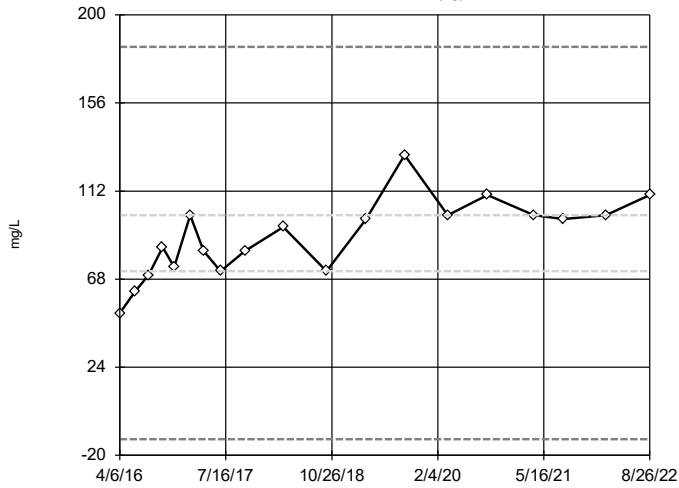


n = 32
 No outliers found. Tukey's method selected by user.
 Data were square root transformed to achieve best W statistic (graph shown in original units).
 The results were invalidated, because the lower and upper quartiles are equal.

Constituent: Thallium, Total Analysis Run 5/26/2023 12:24 PM View: Outliers
 Plant Scherer Client: Southern Company Data: Scherer PAC-CCR

Tukey's Outlier Screening

GWA-21 (bg)

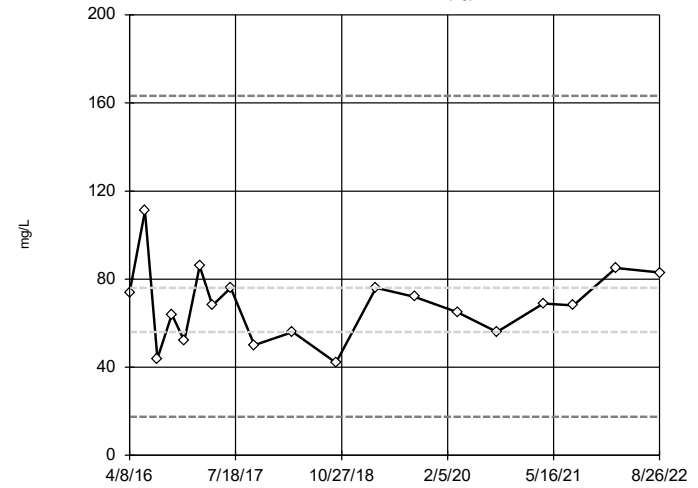


n = 19
 No outliers found. Tukey's method selected by user.
 Ladder of Powers transformations did not improve normality; analysis run on raw data.
 High cutoff = 184, low cutoff = -12, based on IQR multiplier of 3.

Constituent: Total Dissolved Solids Analysis Run 5/26/2023 12:24 PM View: Outliers
 Plant Scherer Client: Southern Company Data: Scherer PAC-CCR

Tukey's Outlier Screening

GWA-22 (bg)

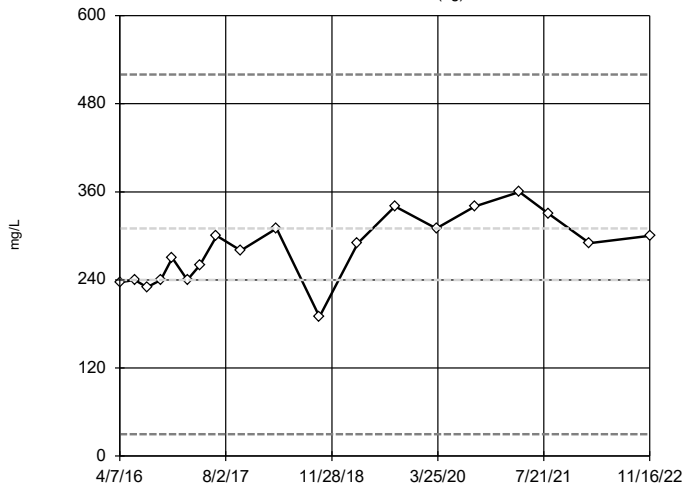


n = 19
 No outliers found. Tukey's method selected by user.
 Data were cube root transformed to achieve best W statistic (graph shown in original units).
 High cutoff = 163.3, low cutoff = 17.49, based on IQR multiplier of 3.

Constituent: Total Dissolved Solids Analysis Run 5/26/2023 12:24 PM View: Outliers
 Plant Scherer Client: Southern Company Data: Scherer PAC-CCR

Tukey's Outlier Screening

GWA-45 (bg)

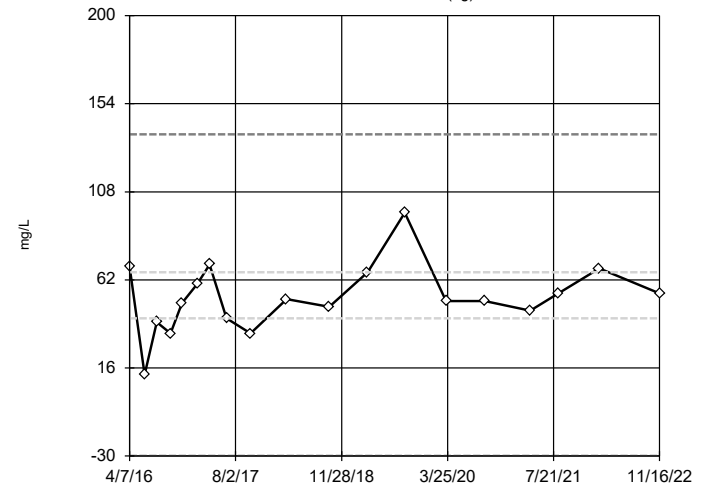


n = 19
 No outliers found. Tukey's method selected by user.
 Ladder of Powers transformations did not improve normality; analysis run on raw data.
 High cutoff = 520, low cutoff = 30, based on IQR multiplier of 3.

Constituent: Total Dissolved Solids Analysis Run 5/26/2023 12:24 PM View: Outliers
 Plant Scherer Client: Southern Company Data: Scherer PAC-CCR

Tukey's Outlier Screening

GWA-46 (bg)

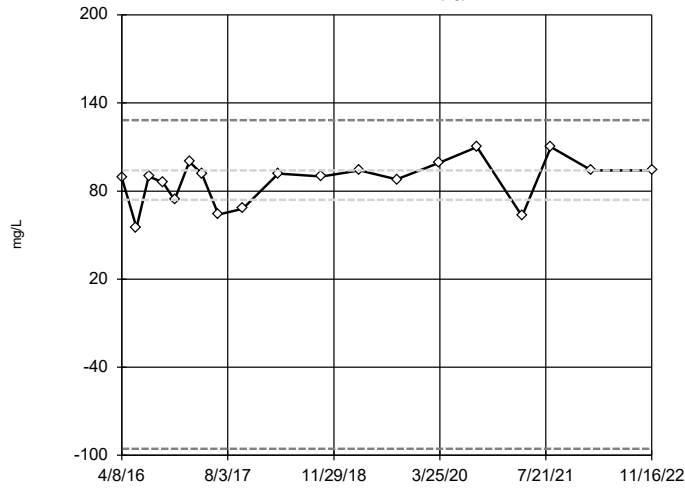


n = 19
 No outliers found. Tukey's method selected by user.
 Ladder of Powers transformations did not improve normality; analysis run on raw data.
 High cutoff = 138, low cutoff = -30, based on IQR multiplier of 3.

Constituent: Total Dissolved Solids Analysis Run 5/26/2023 12:24 PM View: Outliers
 Plant Scherer Client: Southern Company Data: Scherer PAC-CCR

Tukey's Outlier Screening

GWA-47 (bg)

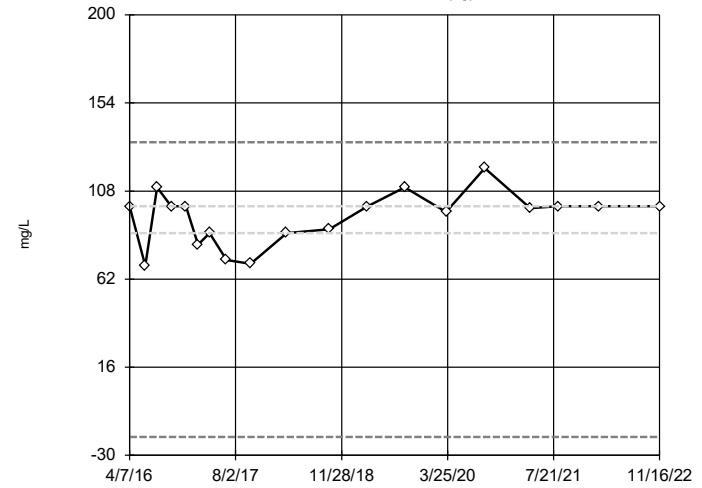


n = 19
 No outliers found.
 Tukey's method selected by user.
 Data were cube transformed to achieve best W statistic (graph shown in original units).
 High cutoff = 128.2, low cutoff = -95.5, based on IQR multiplier of 3.

Constituent: Total Dissolved Solids Analysis Run 5/26/2023 12:24 PM View: Outliers
 Plant Scherer Client: Southern Company Data: Scherer PAC-CCR

Tukey's Outlier Screening

GWA-48 (bg)

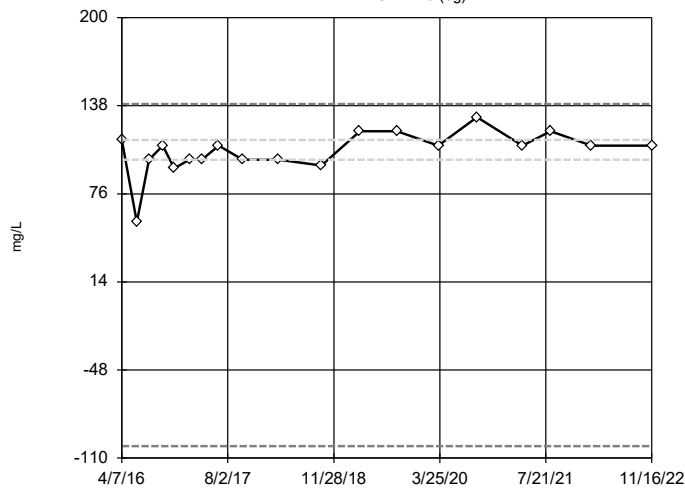


n = 19
 No outliers found.
 Tukey's method selected by user.
 Data were square transformed to achieve best W statistic (graph shown in original units).
 High cutoff = 133.5, low cutoff = -20.4, based on IQR multiplier of 3.

Constituent: Total Dissolved Solids Analysis Run 5/26/2023 12:24 PM View: Outliers
 Plant Scherer Client: Southern Company Data: Scherer PAC-CCR

Tukey's Outlier Screening

GWA-49 (bg)

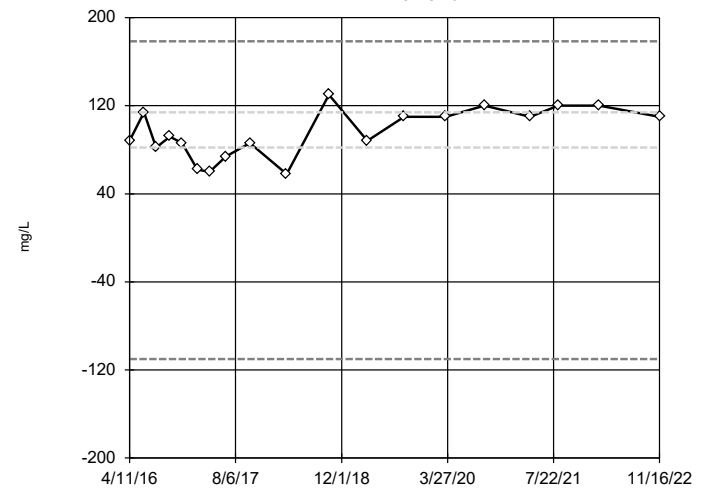


n = 19
 No outliers found.
 Tukey's method selected by user.
 Data were x^4 transformed to achieve best W statistic (graph shown in original units).
 High cutoff = 139.2, low cutoff = -101.6, based on IQR multiplier of 3.

Constituent: Total Dissolved Solids Analysis Run 5/26/2023 12:24 PM View: Outliers
 Plant Scherer Client: Southern Company Data: Scherer PAC-CCR

Tukey's Outlier Screening

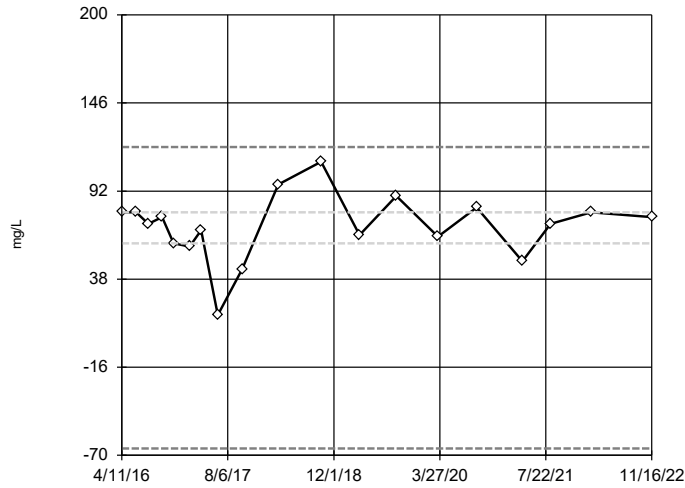
GWC-29



n = 19
 No outliers found.
 Tukey's method selected by user.
 Data were square transformed to achieve best W statistic (graph shown in original units).
 High cutoff = 178.4, low cutoff = -110, based on IQR multiplier of 3.

Constituent: Total Dissolved Solids Analysis Run 5/26/2023 12:24 PM View: Outliers
 Plant Scherer Client: Southern Company Data: Scherer PAC-CCR

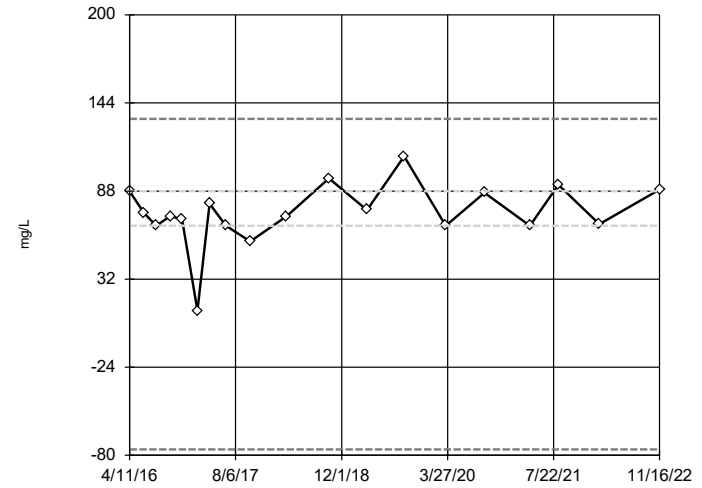
Tukey's Outlier Screening
GWC-50



n = 19
No outliers found.
Tukey's method selected by user.
Data were square transformed to achieve best W statistic (graph shown in original units).
High cutoff = 119, low cutoff = -65.75, based on IQR multiplier of 3.

Constituent: Total Dissolved Solids Analysis Run 5/26/2023 12:25 PM View: Outliers
Plant Scherer Client: Southern Company Data: Scherer PAC-CCR

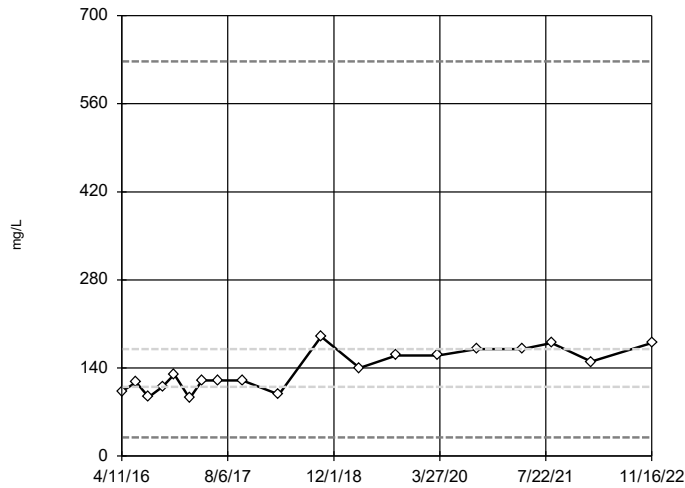
Tukey's Outlier Screening
GWC-51



n = 19
No outliers found.
Tukey's method selected by user.
Data were square transformed to achieve best W statistic (graph shown in original units).
High cutoff = 133.8, low cutoff = -76.21, based on IQR multiplier of 3.

Constituent: Total Dissolved Solids Analysis Run 5/26/2023 12:25 PM View: Outliers
Plant Scherer Client: Southern Company Data: Scherer PAC-CCR

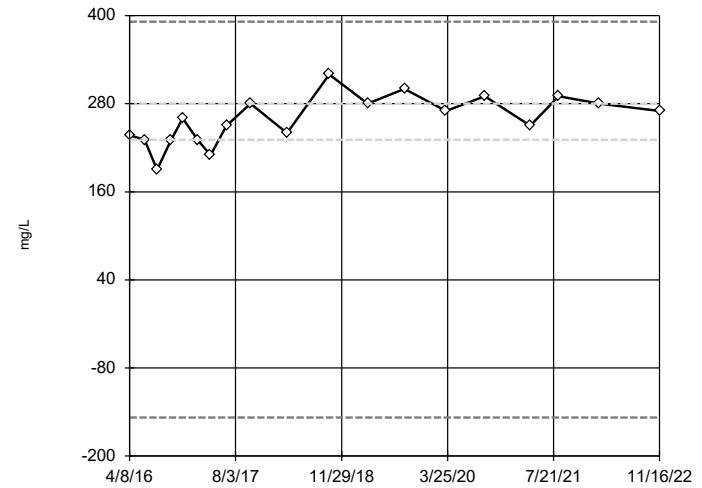
Tukey's Outlier Screening
GWC-52



n = 19
No outliers found.
Tukey's method selected by user.
Data were natural log transformed to achieve best W statistic (graph shown in original units).
High cutoff = 627.5, low cutoff = 29.8, based on IQR multiplier of 3.

Constituent: Total Dissolved Solids Analysis Run 5/26/2023 12:25 PM View: Outliers
Plant Scherer Client: Southern Company Data: Scherer PAC-CCR

Tukey's Outlier Screening
GWC-53

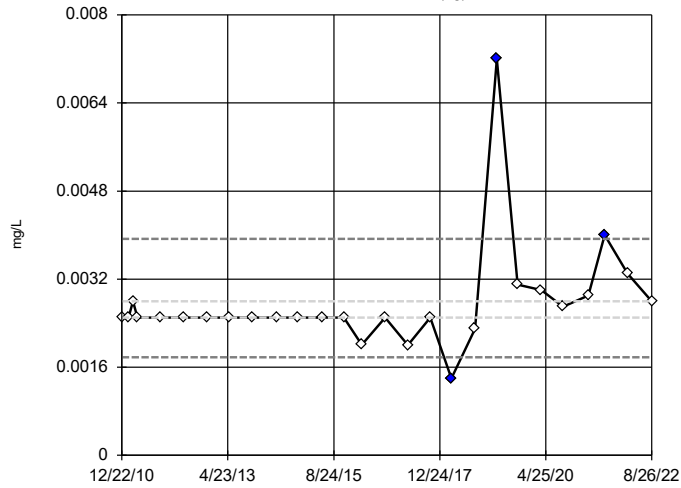


n = 19
No outliers found.
Tukey's method selected by user.
Data were square transformed to achieve best W statistic (graph shown in original units).
High cutoff = 391.8, low cutoff = -147.5, based on IQR multiplier of 3.

Constituent: Total Dissolved Solids Analysis Run 5/26/2023 12:25 PM View: Outliers
Plant Scherer Client: Southern Company Data: Scherer PAC-CCR

Tukey's Outlier Screening

GWA-21 (bg)



n = 27

Outliers are drawn as solid. Tukey's method selected by user.

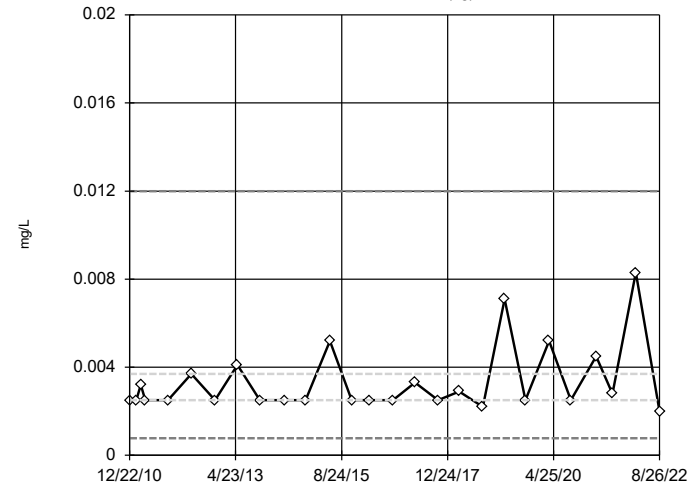
Data were natural log transformed to achieve best W statistic (graph shown in original units).

High cutoff = 0.003934, low cutoff = 0.001779, based on IQR multiplier of 3.

Constituent: Vanadium, Total Analysis Run 5/26/2023 12:25 PM View: Outliers
Plant Scherer Client: Southern Company Data: Scherer PAC-CCR

Tukey's Outlier Screening

GWA-22 (bg)



n = 27

No outliers found. Tukey's method selected by user.

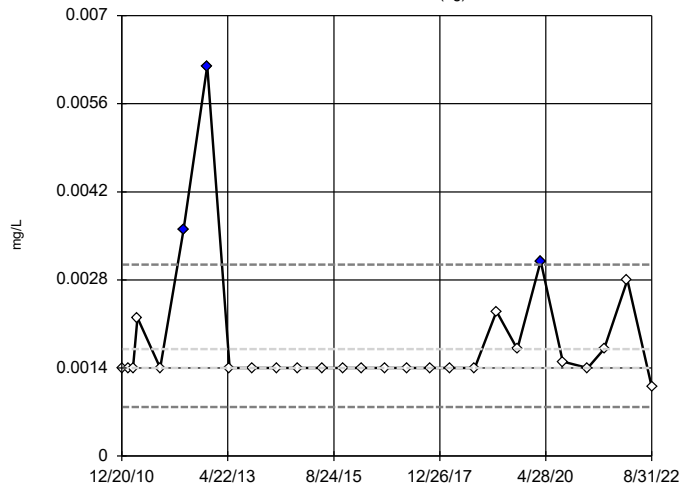
Data were natural log transformed to achieve best W statistic (graph shown in original units).

High cutoff = 0.01199, low cutoff = 0.0007712, based on IQR multiplier of 3.

Constituent: Vanadium, Total Analysis Run 5/26/2023 12:25 PM View: Outliers
Plant Scherer Client: Southern Company Data: Scherer PAC-CCR

Tukey's Outlier Screening

GWA-45 (bg)



n = 27

Outliers are drawn as solid. Tukey's method selected by user.

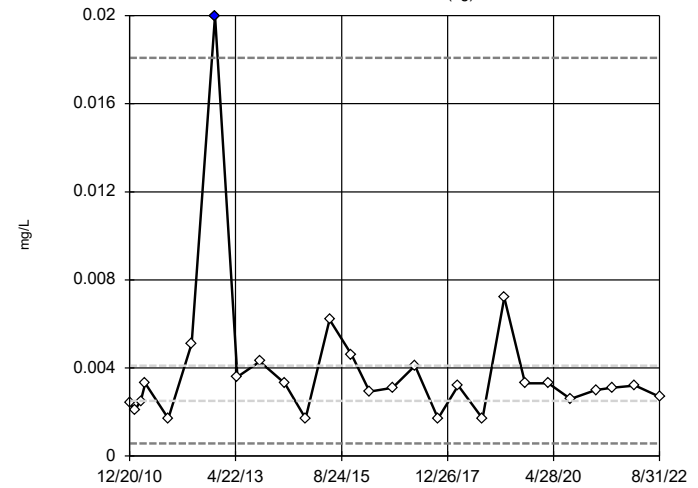
Data were natural log transformed to achieve best W statistic (graph shown in original units).

High cutoff = 0.003044, low cutoff = 0.0007819, based on IQR multiplier of 3.

Constituent: Vanadium, Total Analysis Run 5/26/2023 12:25 PM View: Outliers
Plant Scherer Client: Southern Company Data: Scherer PAC-CCR

Tukey's Outlier Screening

GWA-46 (bg)



n = 27

Outlier is drawn as solid. Tukey's method selected by user.

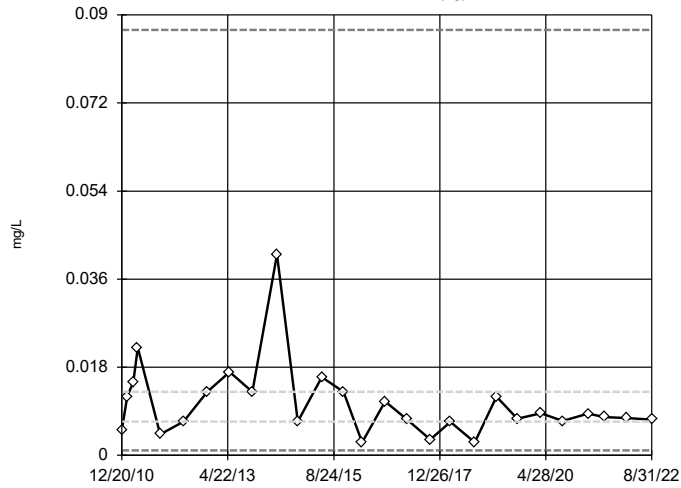
Data were natural log transformed to achieve best W statistic (graph shown in original units).

High cutoff = 0.01808, low cutoff = 0.0005668, based on IQR multiplier of 3.

Constituent: Vanadium, Total Analysis Run 5/26/2023 12:25 PM View: Outliers
Plant Scherer Client: Southern Company Data: Scherer PAC-CCR

Tukey's Outlier Screening

GWA-47 (bg)

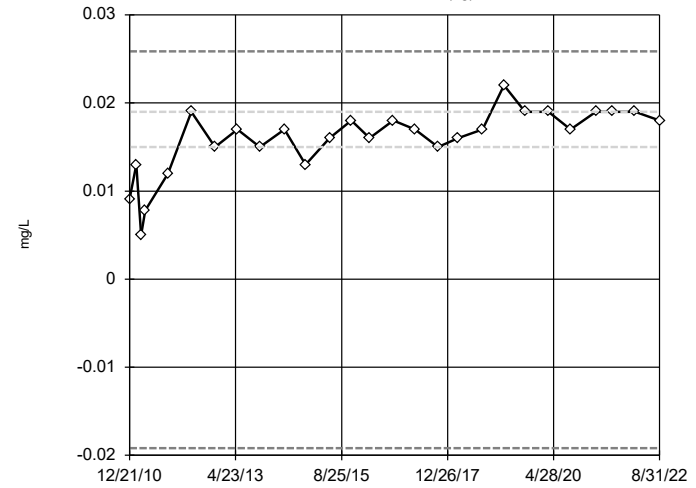


n = 27
 No outliers found.
 Tukey's method selected by user.
 Data were natural log transformed to achieve best W statistic (graph shown in original units).
 High cutoff = 0.08694,
 low cutoff = 0.001032,
 based on IQR multiplier of 3.

Constituent: Vanadium, Total Analysis Run 5/26/2023 12:25 PM View: Outliers
 Plant Scherer Client: Southern Company Data: Scherer PAC-CCR

Tukey's Outlier Screening

GWA-48 (bg)

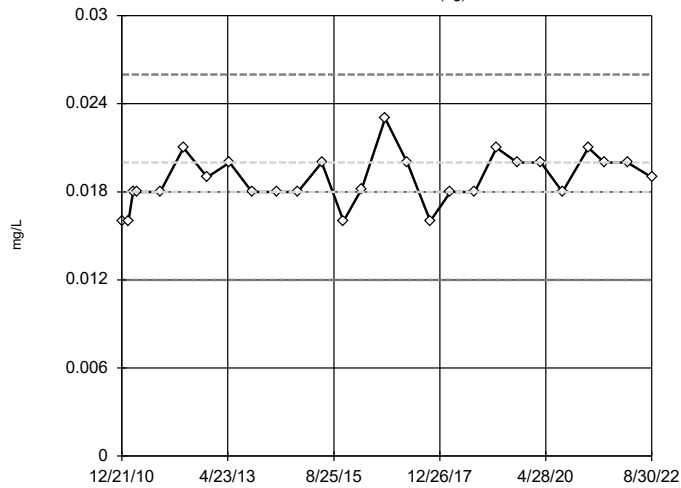


n = 27
 No outliers found.
 Tukey's method selected by user.
 Data were cube transformed to achieve best W statistic (graph shown in original units).
 High cutoff = 0.02587,
 low cutoff = -0.0192,
 based on IQR multiplier of 3.

Constituent: Vanadium, Total Analysis Run 5/26/2023 12:25 PM View: Outliers
 Plant Scherer Client: Southern Company Data: Scherer PAC-CCR

Tukey's Outlier Screening

GWA-49 (bg)

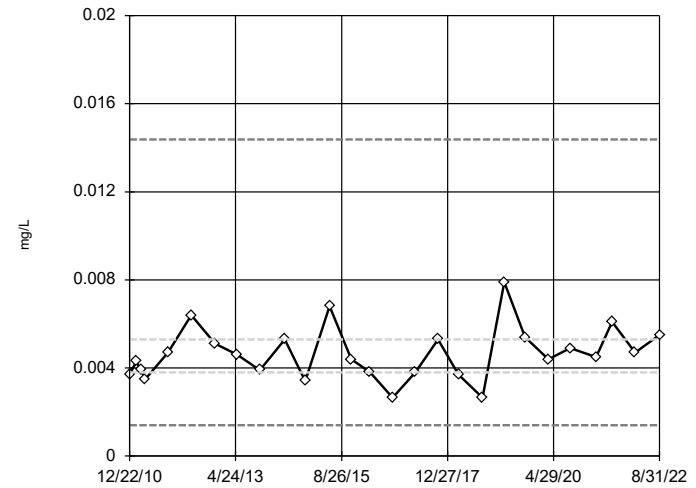


n = 27
 No outliers found.
 Tukey's method selected by user.
 Ladder of Powers transformations did not improve normality; analysis run on raw data.
 High cutoff = 0.026,
 low cutoff = 0.012,
 based on IQR multiplier of 3.

Constituent: Vanadium, Total Analysis Run 5/26/2023 12:25 PM View: Outliers
 Plant Scherer Client: Southern Company Data: Scherer PAC-CCR

Tukey's Outlier Screening

GWC-29

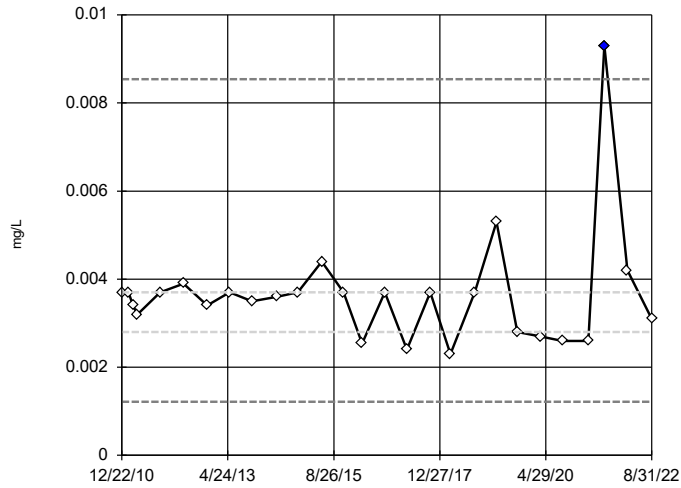


n = 27
 No outliers found.
 Tukey's method selected by user.
 Data were natural log transformed to achieve best W statistic (graph shown in original units).
 High cutoff = 0.01438,
 low cutoff = 0.001401,
 based on IQR multiplier of 3.

Constituent: Vanadium, Total Analysis Run 5/26/2023 12:25 PM View: Outliers
 Plant Scherer Client: Southern Company Data: Scherer PAC-CCR

Tukey's Outlier Screening

GWC-50

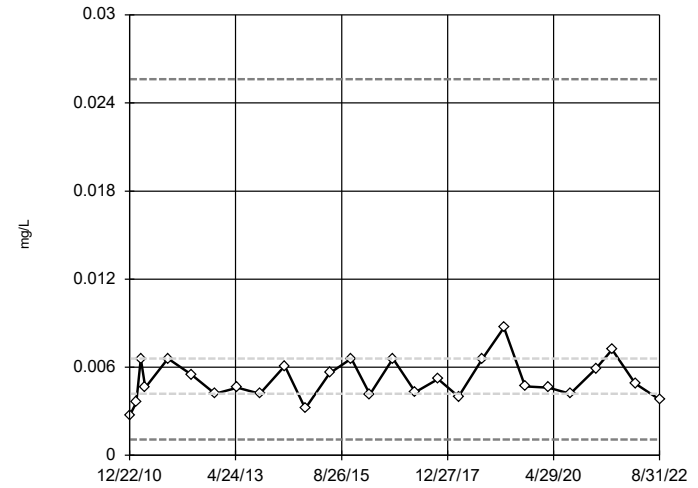


n = 27
 Outlier is drawn as solid.
 Tukey's method selected by user.
 Data were natural log transformed to achieve best W statistic (graph shown in original units).
 High cutoff = 0.008538,
 low cutoff = 0.001213,
 based on IQR multiplier of 3.

Constituent: Vanadium, Total Analysis Run 5/26/2023 12:25 PM View: Outliers
 Plant Scherer Client: Southern Company Data: Scherer PAC-CCR

Tukey's Outlier Screening

GWC-51

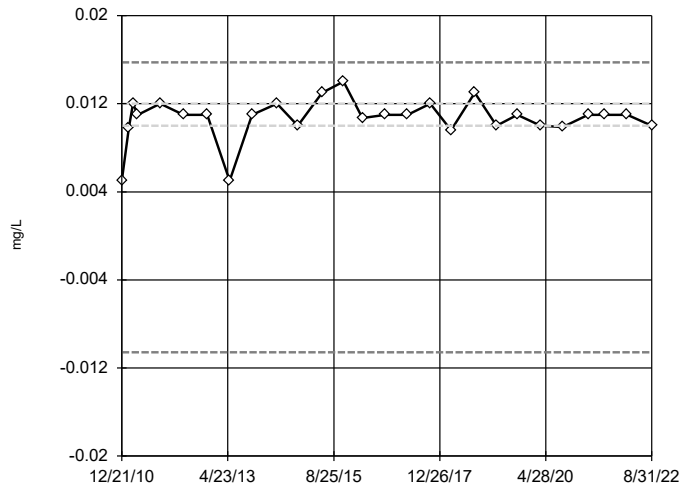


n = 27
 No outliers found.
 Tukey's method selected by user.
 Data were natural log transformed to achieve best W statistic (graph shown in original units).
 High cutoff = 0.02561,
 low cutoff = 0.001082,
 based on IQR multiplier of 3.

Constituent: Vanadium, Total Analysis Run 5/26/2023 12:25 PM View: Outliers
 Plant Scherer Client: Southern Company Data: Scherer PAC-CCR

Tukey's Outlier Screening

GWC-52

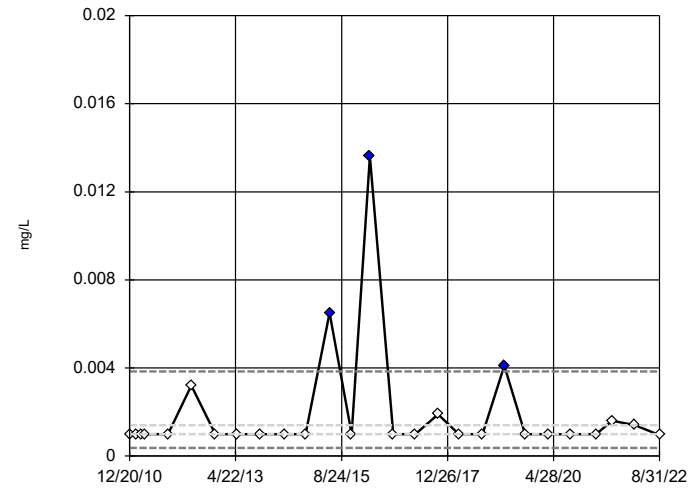


n = 27
 No outliers found.
 Tukey's method selected by user.
 Data were cube transformed to achieve best W statistic (graph shown in original units).
 High cutoff = 0.01576,
 low cutoff = -0.01058,
 based on IQR multiplier of 3.

Constituent: Vanadium, Total Analysis Run 5/26/2023 12:25 PM View: Outliers
 Plant Scherer Client: Southern Company Data: Scherer PAC-CCR

Tukey's Outlier Screening

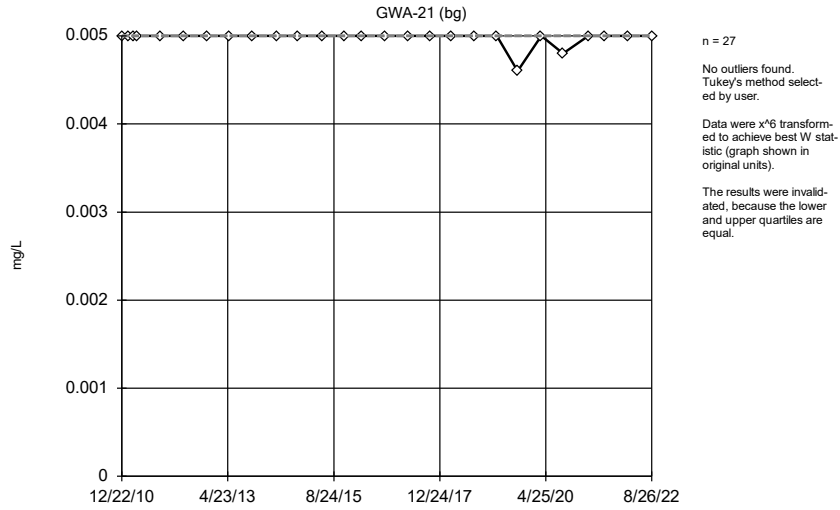
GWC-53



n = 27
 Outliers are drawn as solid.
 Tukey's method selected by user.
 Data were natural log transformed to achieve best W statistic (graph shown in original units).
 High cutoff = 0.003842,
 low cutoff = 0.0003644,
 based on IQR multiplier of 3.

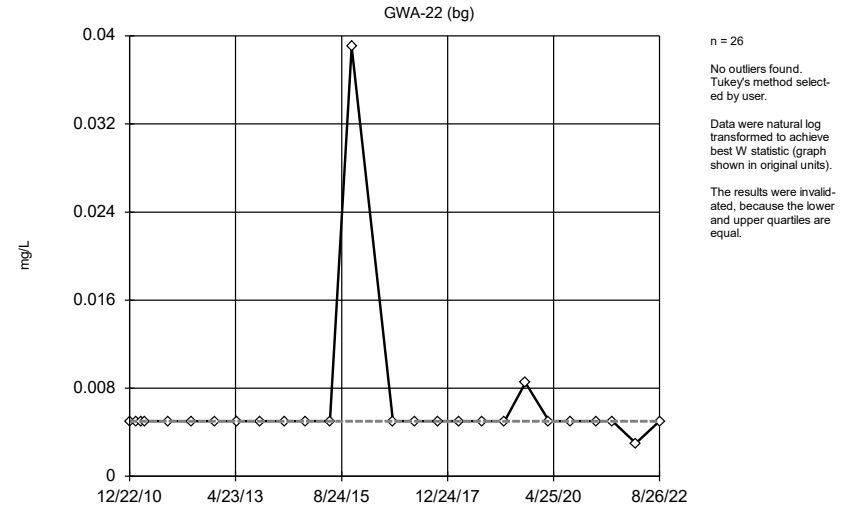
Constituent: Vanadium, Total Analysis Run 5/26/2023 12:25 PM View: Outliers
 Plant Scherer Client: Southern Company Data: Scherer PAC-CCR

Tukey's Outlier Screening



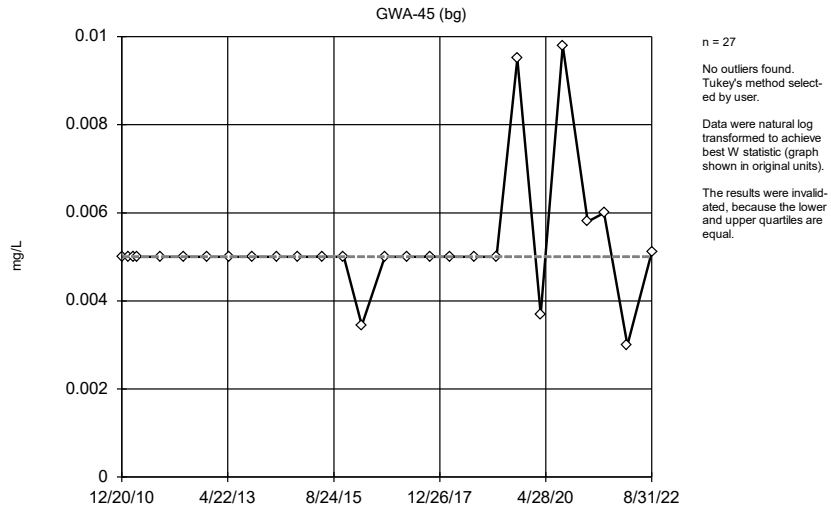
Constituent: Zinc, Total Analysis Run 5/26/2023 12:25 PM View: Outliers
 Plant Scherer Client: Southern Company Data: Scherer PAC-CCR

Tukey's Outlier Screening



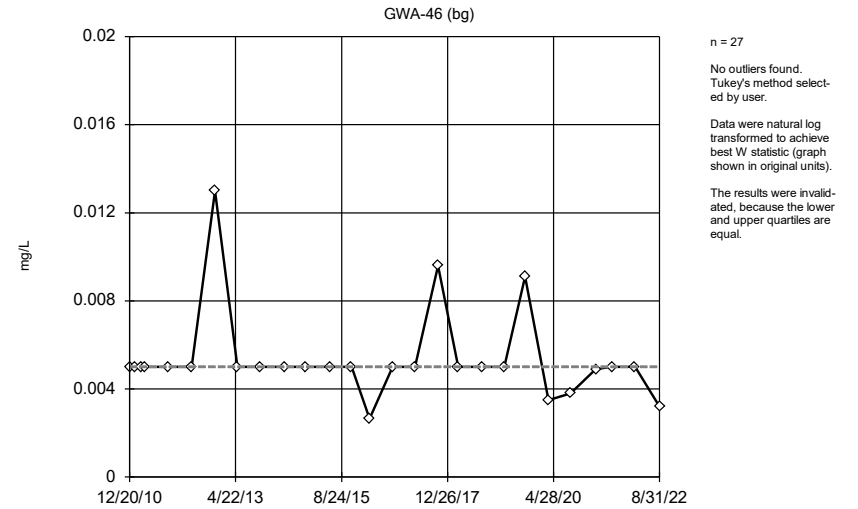
Constituent: Zinc, Total Analysis Run 5/26/2023 12:25 PM View: Outliers
 Plant Scherer Client: Southern Company Data: Scherer PAC-CCR

Tukey's Outlier Screening



Constituent: Zinc, Total Analysis Run 5/26/2023 12:25 PM View: Outliers
 Plant Scherer Client: Southern Company Data: Scherer PAC-CCR

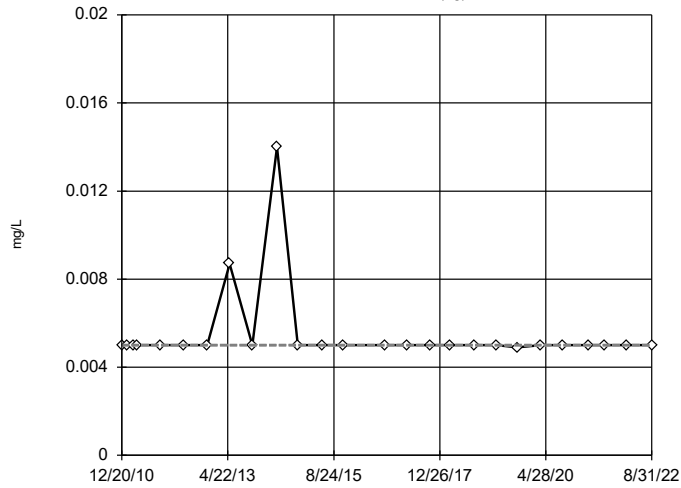
Tukey's Outlier Screening



Constituent: Zinc, Total Analysis Run 5/26/2023 12:25 PM View: Outliers
 Plant Scherer Client: Southern Company Data: Scherer PAC-CCR

Tukey's Outlier Screening

GWA-47 (bg)

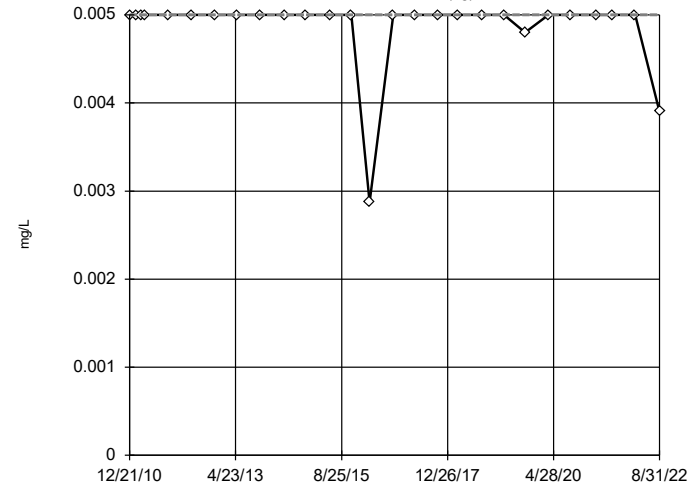


n = 26
 No outliers found. Tukey's method selected by user.
 Data were natural log transformed to achieve best W statistic (graph shown in original units).
 The results were invalidated, because the lower and upper quartiles are equal.

Constituent: Zinc, Total Analysis Run 5/26/2023 12:25 PM View: Outliers
 Plant Scherer Client: Southern Company Data: Scherer PAC-CCR

Tukey's Outlier Screening

GWA-48 (bg)

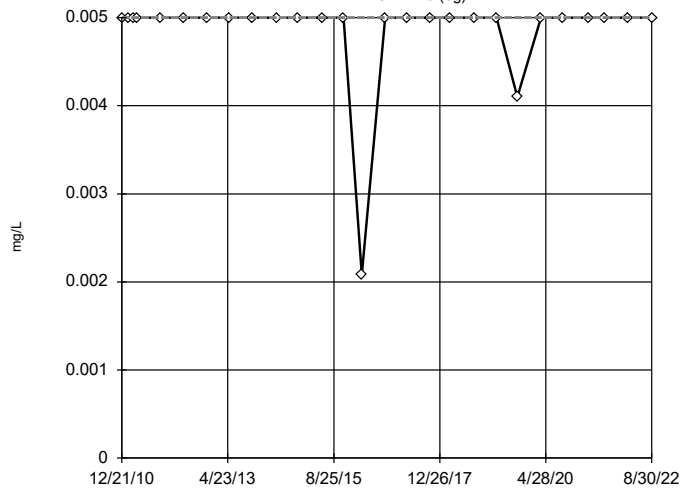


n = 27
 No outliers found. Tukey's method selected by user.
 Data were x^6 transformed to achieve best W statistic (graph shown in original units).
 The results were invalidated, because the lower and upper quartiles are equal.

Constituent: Zinc, Total Analysis Run 5/26/2023 12:25 PM View: Outliers
 Plant Scherer Client: Southern Company Data: Scherer PAC-CCR

Tukey's Outlier Screening

GWA-49 (bg)

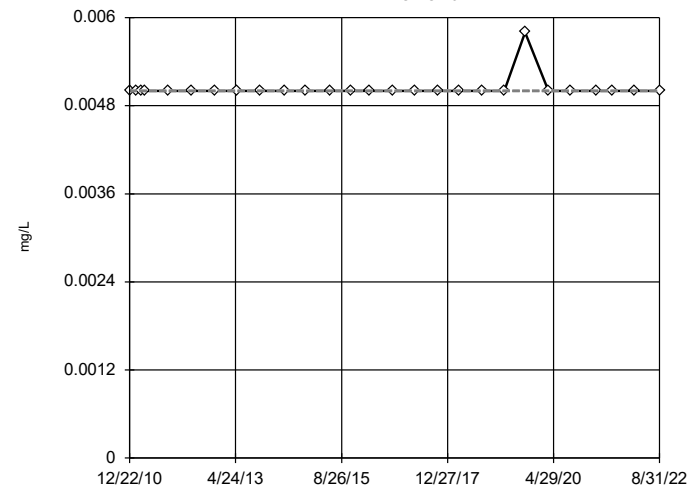


n = 27
 No outliers found. Tukey's method selected by user.
 Data were x^6 transformed to achieve best W statistic (graph shown in original units).
 The results were invalidated, because the lower and upper quartiles are equal.

Constituent: Zinc, Total Analysis Run 5/26/2023 12:25 PM View: Outliers
 Plant Scherer Client: Southern Company Data: Scherer PAC-CCR

Tukey's Outlier Screening

GWC-29

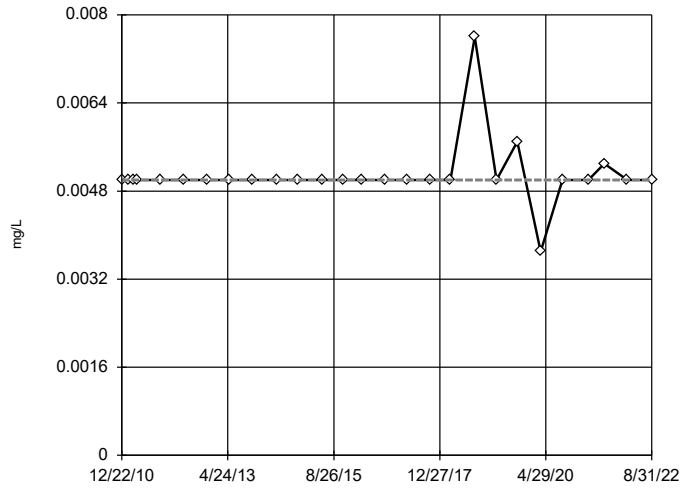


n = 27
 No outliers found. Tukey's method selected by user.
 Ladder of Powers transformations did not improve normality; analysis run on raw data.
 The results were invalidated, because the lower and upper quartiles are equal.

Constituent: Zinc, Total Analysis Run 5/26/2023 12:25 PM View: Outliers
 Plant Scherer Client: Southern Company Data: Scherer PAC-CCR

Tukey's Outlier Screening

GWC-50

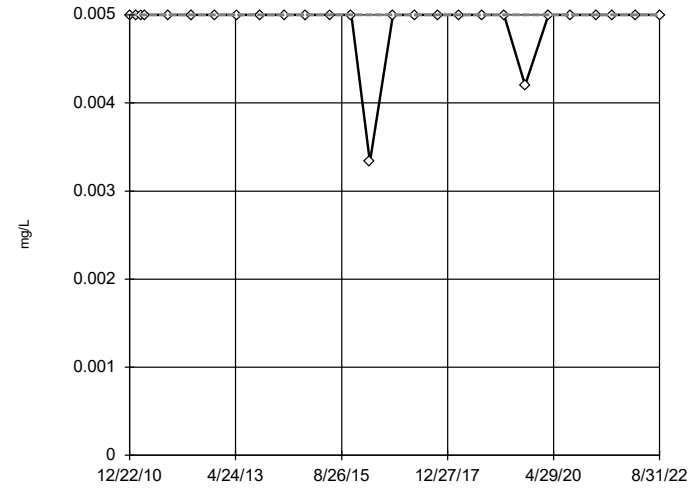


n = 27
 No outliers found.
 Tukey's method selected by user.
 Data were natural log transformed to achieve best W statistic (graph shown in original units).
 The results were invalidated, because the lower and upper quartiles are equal.

Constituent: Zinc, Total Analysis Run 5/26/2023 12:25 PM View: Outliers
 Plant Scherer Client: Southern Company Data: Scherer PAC-CCR

Tukey's Outlier Screening

GWC-51

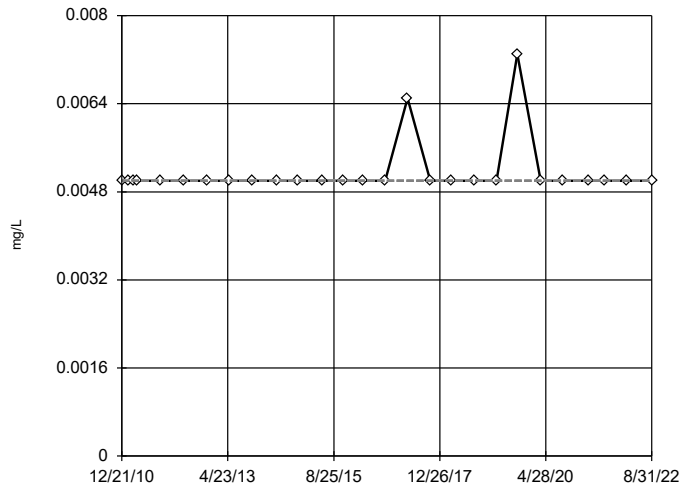


n = 27
 No outliers found.
 Tukey's method selected by user.
 Data were x⁶ transformed to achieve best W statistic (graph shown in original units).
 The results were invalidated, because the lower and upper quartiles are equal.

Constituent: Zinc, Total Analysis Run 5/26/2023 12:25 PM View: Outliers
 Plant Scherer Client: Southern Company Data: Scherer PAC-CCR

Tukey's Outlier Screening

GWC-52

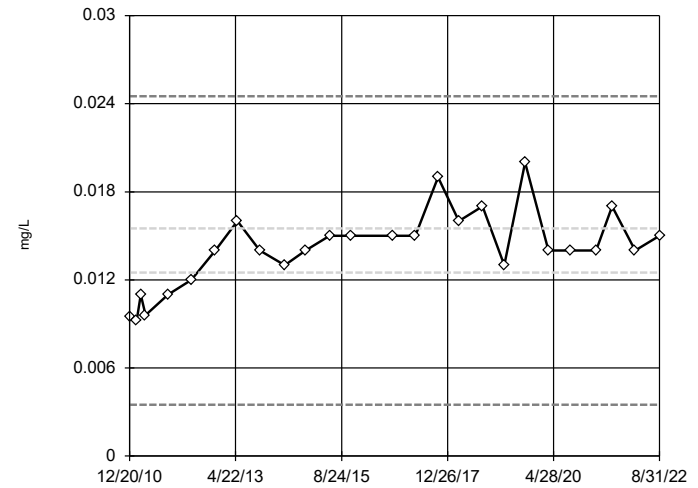


n = 27
 No outliers found.
 Tukey's method selected by user.
 Data were natural log transformed to achieve best W statistic (graph shown in original units).
 The results were invalidated, because the lower and upper quartiles are equal.

Constituent: Zinc, Total Analysis Run 5/26/2023 12:25 PM View: Outliers
 Plant Scherer Client: Southern Company Data: Scherer PAC-CCR

Tukey's Outlier Screening

GWC-53



n = 26
 No outliers found.
 Tukey's method selected by user.
 Ladder of Powers transformations did not improve normality; analysis run on raw data.
 High cutoff = 0.0245, low cutoff = 0.0035, based on IQR multiplier of 3.

Constituent: Zinc, Total Analysis Run 5/26/2023 12:25 PM View: Outliers
 Plant Scherer Client: Southern Company Data: Scherer PAC-CCR

FIGURE D.

Welch's t-test/Mann-Whitney Appendix I & III - Significant Results

Plant Scherer Client: Southern Company Data: Scherer PAC-CCR Printed 5/4/2023, 12:26 PM

<u>Constituent</u>	<u>Well</u>	<u>Calc.</u>	<u>0.01</u>	<u>Method</u>
Antimony, Total (mg/L)	GWA-47 (bg)	-2.74	Yes	Mann-W
Antimony, Total (mg/L)	GWA-48 (bg)	-2.74	Yes	Mann-W
Antimony, Total (mg/L)	GWC-51	-2.74	Yes	Mann-W
Arsenic, Total (mg/L)	GWA-48 (bg)	-2.74	Yes	Mann-W
Barium, Total (mg/L)	GWA-45 (bg)	3.12	Yes	Mann-W
Barium, Total (mg/L)	GWA-46 (bg)	2.928	Yes	Mann-W
Barium, Total (mg/L)	GWC-29	2.985	Yes	Mann-W
Barium, Total (mg/L)	GWC-50	2.979	Yes	Mann-W
Barium, Total (mg/L)	GWC-52	3.196	Yes	Mann-W
Barium, Total (mg/L)	GWC-53	-3.194	Yes	Mann-W
Beryllium, Total (mg/L)	GWA-22 (bg)	-2.74	Yes	Mann-W
Boron (mg/L)	GWA-45 (bg)	2.602	Yes	Mann-W
Calcium (mg/L)	GWA-45 (bg)	-3.005	Yes	Mann-W
Calcium (mg/L)	GWC-29	2.757	Yes	Mann-W
Calcium (mg/L)	GWC-52	2.82	Yes	Mann-W
Chloride (mg/L)	GWA-45 (bg)	2.648	Yes	Mann-W
Chloride (mg/L)	GWA-46 (bg)	2.951	Yes	Mann-W
Chloride (mg/L)	GWC-51	2.773	Yes	Mann-W
Chloride (mg/L)	GWC-53	2.615	Yes	Mann-W
Chromium, Total (mg/L)	GWC-51	2.825	Yes	Mann-W
Chromium, Total (mg/L)	GWC-52	4.162	Yes	Mann-W
Cobalt, Total (mg/L)	GWC-29	-2.74	Yes	Mann-W
Cobalt, Total (mg/L)	GWC-50	-2.74	Yes	Mann-W
Cobalt, Total (mg/L)	GWC-51	-2.872	Yes	Mann-W
Fluoride (mg/L)	GWC-53	-3.621	Yes	Mann-W
Lead, Total (mg/L)	GWA-22 (bg)	-2.638	Yes	Mann-W
Lead, Total (mg/L)	GWC-50	-2.585	Yes	Mann-W
Lead, Total (mg/L)	GWC-53	-2.694	Yes	Mann-W
Nickel, Total (mg/L)	GWA-45 (bg)	-2.672	Yes	Mann-W
Nickel, Total (mg/L)	GWC-50	4.029	Yes	Mann-W
pH (S.U.)	GWC-29	3.541	Yes	Mann-W
pH (S.U.)	GWC-51	2.668	Yes	Mann-W
Sulfate (mg/L)	GWC-52	3.595	Yes	Mann-W
Thallium, Total (mg/L)	GWC-51	-2.74	Yes	Mann-W
Vanadium, Total (mg/L)	GWA-21 (bg)	2.963	Yes	Mann-W
Zinc, Total (mg/L)	GWA-45 (bg)	-3.423	Yes	Mann-W

Welch's t-test/Mann-Whitney Appendix I & III - All Results

Plant Scherer Client: Southern Company Data: Scherer PAC-CCR Printed 5/4/2023, 12:26 PM

<u>Constituent</u>	<u>Well</u>	<u>Calc.</u>	<u>0.01</u>	<u>Method</u>
Antimony, Total (mg/L)	GWA-21 (bg)	0.2835	No	Mann-W
Antimony, Total (mg/L)	GWA-46 (bg)	0.2835	No	Mann-W
Antimony, Total (mg/L)	GWA-47 (bg)	-2.74	Yes	Mann-W
Antimony, Total (mg/L)	GWA-48 (bg)	-2.74	Yes	Mann-W
Antimony, Total (mg/L)	GWC-51	-2.74	Yes	Mann-W
Arsenic, Total (mg/L)	GWA-45 (bg)	-0.4725	No	Mann-W
Arsenic, Total (mg/L)	GWA-48 (bg)	-2.74	Yes	Mann-W
Arsenic, Total (mg/L)	GWA-49 (bg)	0.2835	No	Mann-W
Arsenic, Total (mg/L)	GWC-29	-0.4725	No	Mann-W
Arsenic, Total (mg/L)	GWC-50	0.2835	No	Mann-W
Arsenic, Total (mg/L)	GWC-53	-0.4811	No	Mann-W
Barium, Total (mg/L)	GWA-21 (bg)	0.4146	No	Mann-W
Barium, Total (mg/L)	GWA-22 (bg)	-0.1437	No	Mann-W
Barium, Total (mg/L)	GWA-45 (bg)	3.12	Yes	Mann-W
Barium, Total (mg/L)	GWA-46 (bg)	2.928	Yes	Mann-W
Barium, Total (mg/L)	GWA-47 (bg)	0.4441	No	Mann-W
Barium, Total (mg/L)	GWA-48 (bg)	0.7162	No	Mann-W
Barium, Total (mg/L)	GWA-49 (bg)	2.375	No	Mann-W
Barium, Total (mg/L)	GWC-29	2.985	Yes	Mann-W
Barium, Total (mg/L)	GWC-50	2.979	Yes	Mann-W
Barium, Total (mg/L)	GWC-51	2.271	No	Mann-W
Barium, Total (mg/L)	GWC-52	3.196	Yes	Mann-W
Barium, Total (mg/L)	GWC-53	-3.194	Yes	Mann-W
Beryllium, Total (mg/L)	GWA-22 (bg)	-2.74	Yes	Mann-W
Beryllium, Total (mg/L)	GWC-51	0.2835	No	Mann-W
Boron (mg/L)	GWA-21 (bg)	0.6565	No	Mann-W
Boron (mg/L)	GWA-45 (bg)	2.602	Yes	Mann-W
Boron (mg/L)	GWA-47 (bg)	0.3873	No	Mann-W
Boron (mg/L)	GWA-48 (bg)	-2.066	No	Mann-W
Boron (mg/L)	GWC-29	0.3873	No	Mann-W
Boron (mg/L)	GWC-53	1.269	No	Mann-W
Cadmium, Total (mg/L)	GWA-47 (bg)	0.2835	No	Mann-W
Cadmium, Total (mg/L)	GWC-50	0.2835	No	Mann-W
Calcium (mg/L)	GWA-21 (bg)	-1.802	No	Mann-W
Calcium (mg/L)	GWA-22 (bg)	1.202	No	Mann-W
Calcium (mg/L)	GWA-45 (bg)	-3.005	Yes	Mann-W
Calcium (mg/L)	GWA-46 (bg)	1.505	No	Mann-W
Calcium (mg/L)	GWA-47 (bg)	1.572	No	Mann-W
Calcium (mg/L)	GWA-48 (bg)	-1.261	No	Mann-W
Calcium (mg/L)	GWA-49 (bg)	-0.2714	No	Mann-W
Calcium (mg/L)	GWC-29	2.757	Yes	Mann-W
Calcium (mg/L)	GWC-50	-0.201	No	Mann-W
Calcium (mg/L)	GWC-51	1.31	No	Mann-W
Calcium (mg/L)	GWC-52	2.82	Yes	Mann-W
Calcium (mg/L)	GWC-53	-0.3058	No	Mann-W
Chloride (mg/L)	GWA-21 (bg)	2.105	No	Mann-W
Chloride (mg/L)	GWA-22 (bg)	-2.107	No	Mann-W
Chloride (mg/L)	GWA-45 (bg)	2.648	Yes	Mann-W
Chloride (mg/L)	GWA-46 (bg)	2.951	Yes	Mann-W
Chloride (mg/L)	GWA-47 (bg)	1.682	No	Mann-W
Chloride (mg/L)	GWA-48 (bg)	0.7596	No	Mann-W
Chloride (mg/L)	GWA-49 (bg)	0.7684	No	Mann-W
Chloride (mg/L)	GWC-29	1.015	No	Mann-W
Chloride (mg/L)	GWC-50	-0.6381	No	Mann-W
Chloride (mg/L)	GWC-51	2.773	Yes	Mann-W

Welch's t-test/Mann-Whitney Appendix I & III - All Results

Plant Scherer Client: Southern Company Data: Scherer PAC-CCR Printed 5/4/2023, 12:26 PM

<u>Constituent</u>	<u>Well</u>	<u>Calc.</u>	<u>0.01</u>	<u>Method</u>
Chloride (mg/L)	GWC-52	0.1069	No	Mann-W
Chloride (mg/L)	GWC-53	2.615	Yes	Mann-W
Chromium, Total (mg/L)	GWA-21 (bg)	-1.541	No	Mann-W
Chromium, Total (mg/L)	GWA-22 (bg)	1.91	No	Mann-W
Chromium, Total (mg/L)	GWA-46 (bg)	-0.1427	No	Mann-W
Chromium, Total (mg/L)	GWA-47 (bg)	0.5419	No	Mann-W
Chromium, Total (mg/L)	GWA-48 (bg)	0.2852	No	Mann-W
Chromium, Total (mg/L)	GWA-49 (bg)	1.369	No	Mann-W
Chromium, Total (mg/L)	GWC-29	0.2136	No	Mann-W
Chromium, Total (mg/L)	GWC-50	0.314	No	Mann-W
Chromium, Total (mg/L)	GWC-51	2.825	Yes	Mann-W
Chromium, Total (mg/L)	GWC-52	4.162	Yes	Mann-W
Chromium, Total (mg/L)	GWC-53	-1.269	No	Mann-W
Cobalt, Total (mg/L)	GWA-21 (bg)	-0.8847	No	Mann-W
Cobalt, Total (mg/L)	GWA-22 (bg)	-2.499	No	Mann-W
Cobalt, Total (mg/L)	GWA-45 (bg)	-2.177	No	Mann-W
Cobalt, Total (mg/L)	GWA-46 (bg)	0.6196	No	Mann-W
Cobalt, Total (mg/L)	GWA-47 (bg)	-0.7226	No	Mann-W
Cobalt, Total (mg/L)	GWA-48 (bg)	-1.148	No	Mann-W
Cobalt, Total (mg/L)	GWA-49 (bg)	-1.848	No	Mann-W
Cobalt, Total (mg/L)	GWC-29	-2.74	Yes	Mann-W
Cobalt, Total (mg/L)	GWC-50	-2.74	Yes	Mann-W
Cobalt, Total (mg/L)	GWC-51	-2.872	Yes	Mann-W
Cobalt, Total (mg/L)	GWC-53	1.573	No	Mann-W
Copper, Total (mg/L)	GWA-21 (bg)	-1.999	No	Mann-W
Copper, Total (mg/L)	GWA-22 (bg)	-1.999	No	Mann-W
Copper, Total (mg/L)	GWA-45 (bg)	-0.04689	No	Mann-W
Copper, Total (mg/L)	GWA-47 (bg)	-2.107	No	Mann-W
Copper, Total (mg/L)	GWA-48 (bg)	-1.703	No	Mann-W
Copper, Total (mg/L)	GWA-49 (bg)	-0.07513	No	Mann-W
Copper, Total (mg/L)	GWC-50	-0.07687	No	Mann-W
Copper, Total (mg/L)	GWC-51	1.878	No	Mann-W
Fluoride (mg/L)	GWA-21 (bg)	-0.9742	No	Mann-W
Fluoride (mg/L)	GWA-22 (bg)	-1.726	No	Mann-W
Fluoride (mg/L)	GWA-45 (bg)	-1.097	No	Mann-W
Fluoride (mg/L)	GWA-46 (bg)	-1.213	No	Mann-W
Fluoride (mg/L)	GWA-47 (bg)	-2.37	No	Mann-W
Fluoride (mg/L)	GWA-48 (bg)	-1.639	No	Mann-W
Fluoride (mg/L)	GWA-49 (bg)	-1.731	No	Mann-W
Fluoride (mg/L)	GWC-29	-1.678	No	Mann-W
Fluoride (mg/L)	GWC-50	-1.04	No	Mann-W
Fluoride (mg/L)	GWC-51	-1.155	No	Mann-W
Fluoride (mg/L)	GWC-52	-0.5569	No	Mann-W
Fluoride (mg/L)	GWC-53	-3.621	Yes	Mann-W
Lead, Total (mg/L)	GWA-21 (bg)	-1.142	No	Mann-W
Lead, Total (mg/L)	GWA-22 (bg)	-2.638	Yes	Mann-W
Lead, Total (mg/L)	GWA-45 (bg)	-1.042	No	Mann-W
Lead, Total (mg/L)	GWA-46 (bg)	-0.9465	No	Mann-W
Lead, Total (mg/L)	GWA-47 (bg)	-1.042	No	Mann-W
Lead, Total (mg/L)	GWA-48 (bg)	-1.042	No	Mann-W
Lead, Total (mg/L)	GWA-49 (bg)	-1.329	No	Mann-W
Lead, Total (mg/L)	GWC-29	-1.046	No	Mann-W
Lead, Total (mg/L)	GWC-50	-2.585	Yes	Mann-W
Lead, Total (mg/L)	GWC-51	-1.689	No	Mann-W
Lead, Total (mg/L)	GWC-52	-1.264	No	Mann-W

Welch's t-test/Mann-Whitney Appendix I & III - All Results

Plant Scherer Client: Southern Company Data: Scherer PAC-CCR Printed 5/4/2023, 12:26 PM

<u>Constituent</u>	<u>Well</u>	<u>Calc.</u>	<u>0.01</u>	<u>Method</u>
Lead, Total (mg/L)	GWC-53	-2.694	Yes	Mann-W
Mercury, Total (mg/L)	GWA-21 (bg)	0.2835	No	Mann-W
Mercury, Total (mg/L)	GWA-22 (bg)	0.2835	No	Mann-W
Mercury, Total (mg/L)	GWA-45 (bg)	0.2835	No	Mann-W
Mercury, Total (mg/L)	GWA-46 (bg)	0.4752	No	Mann-W
Mercury, Total (mg/L)	GWA-47 (bg)	0.4752	No	Mann-W
Mercury, Total (mg/L)	GWA-48 (bg)	0.4752	No	Mann-W
Mercury, Total (mg/L)	GWA-49 (bg)	0.2835	No	Mann-W
Mercury, Total (mg/L)	GWC-29	0.2835	No	Mann-W
Mercury, Total (mg/L)	GWC-50	0.2835	No	Mann-W
Mercury, Total (mg/L)	GWC-52	0.2835	No	Mann-W
Nickel, Total (mg/L)	GWA-21 (bg)	1.251	No	Mann-W
Nickel, Total (mg/L)	GWA-22 (bg)	-2.546	No	Mann-W
Nickel, Total (mg/L)	GWA-45 (bg)	-2.672	Yes	Mann-W
Nickel, Total (mg/L)	GWA-46 (bg)	-1.384	No	Mann-W
Nickel, Total (mg/L)	GWA-47 (bg)	-1.395	No	Mann-W
Nickel, Total (mg/L)	GWA-48 (bg)	-1.84	No	Mann-W
Nickel, Total (mg/L)	GWA-49 (bg)	-0.7049	No	Mann-W
Nickel, Total (mg/L)	GWC-29	-2.213	No	Mann-W
Nickel, Total (mg/L)	GWC-50	4.029	Yes	Mann-W
Nickel, Total (mg/L)	GWC-51	0.6141	No	Mann-W
Nickel, Total (mg/L)	GWC-53	1.266	No	Mann-W
pH (S.U.)	GWA-21 (bg)	1.394	No	Mann-W
pH (S.U.)	GWA-22 (bg)	1.065	No	Mann-W
pH (S.U.)	GWA-45 (bg)	-1.265	No	Mann-W
pH (S.U.)	GWA-46 (bg)	-0.4454	No	Mann-W
pH (S.U.)	GWA-47 (bg)	1.854	No	Mann-W
pH (S.U.)	GWA-48 (bg)	2.296	No	Mann-W
pH (S.U.)	GWA-49 (bg)	2.034	No	Mann-W
pH (S.U.)	GWC-29	3.541	Yes	Mann-W
pH (S.U.)	GWC-50	1.173	No	Mann-W
pH (S.U.)	GWC-51	2.668	Yes	Mann-W
pH (S.U.)	GWC-52	0.9421	No	Mann-W
pH (S.U.)	GWC-53	0.6683	No	Mann-W
Selenium, Total (mg/L)	GWA-22 (bg)	0.6196	No	Mann-W
Selenium, Total (mg/L)	GWA-45 (bg)	0.6443	No	Mann-W
Selenium, Total (mg/L)	GWA-47 (bg)	0.2887	No	Mann-W
Selenium, Total (mg/L)	GWA-48 (bg)	0.4842	No	Mann-W
Selenium, Total (mg/L)	GWA-49 (bg)	0.4752	No	Mann-W
Selenium, Total (mg/L)	GWC-29	0.4752	No	Mann-W
Selenium, Total (mg/L)	GWC-50	0.4752	No	Mann-W
Selenium, Total (mg/L)	GWC-52	0.8739	No	Mann-W
Selenium, Total (mg/L)	GWC-53	0.6196	No	Mann-W
Sulfate (mg/L)	GWA-21 (bg)	0.9024	No	Mann-W
Sulfate (mg/L)	GWA-22 (bg)	-1.032	No	Mann-W
Sulfate (mg/L)	GWA-45 (bg)	1.52	No	Mann-W
Sulfate (mg/L)	GWA-46 (bg)	1.757	No	Mann-W
Sulfate (mg/L)	GWA-47 (bg)	1.612	No	Mann-W
Sulfate (mg/L)	GWA-48 (bg)	0.3039	No	Mann-W
Sulfate (mg/L)	GWA-49 (bg)	-0.1734	No	Mann-W
Sulfate (mg/L)	GWC-29	0.9584	No	Mann-W
Sulfate (mg/L)	GWC-50	-1.032	No	Mann-W
Sulfate (mg/L)	GWC-51	2.325	No	Mann-W
Sulfate (mg/L)	GWC-52	3.595	Yes	Mann-W
Sulfate (mg/L)	GWC-53	0.982	No	Mann-W

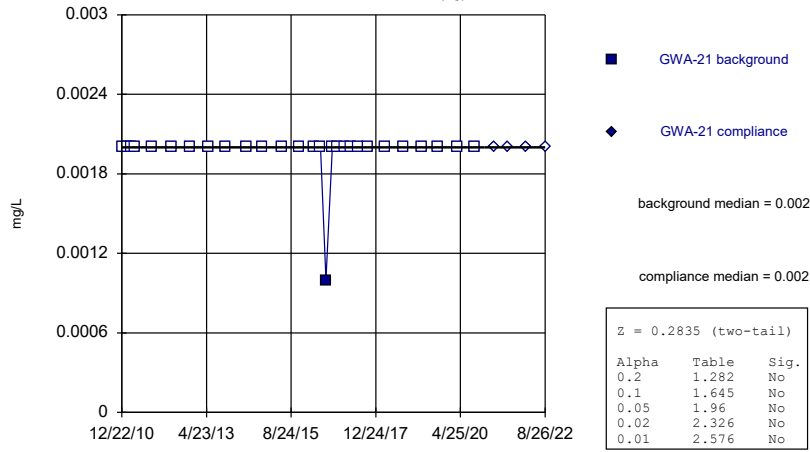
Welch's t-test/Mann-Whitney Appendix I & III - All Results

Plant Scherer Client: Southern Company Data: Scherer PAC-CCR Printed 5/4/2023, 12:26 PM

<u>Constituent</u>	<u>Well</u>	<u>Calc.</u>	<u>0.01</u>	<u>Method</u>
Thallium, Total (mg/L)	GWA-21 (bg)	-1.295	No	Mann-W
Thallium, Total (mg/L)	GWA-22 (bg)	-1.765	No	Mann-W
Thallium, Total (mg/L)	GWA-45 (bg)	0.6196	No	Mann-W
Thallium, Total (mg/L)	GWA-48 (bg)	-1.629	No	Mann-W
Thallium, Total (mg/L)	GWC-50	0.2835	No	Mann-W
Thallium, Total (mg/L)	GWC-51	-2.74	Yes	Mann-W
Total Dissolved Solids (mg/L)	GWA-21 (bg)	1.761	No	Mann-W
Total Dissolved Solids (mg/L)	GWA-22 (bg)	1.302	No	Mann-W
Total Dissolved Solids (mg/L)	GWA-45 (bg)	1.756	No	Mann-W
Total Dissolved Solids (mg/L)	GWA-46 (bg)	0.6509	No	Mann-W
Total Dissolved Solids (mg/L)	GWA-47 (bg)	0.8025	No	Mann-W
Total Dissolved Solids (mg/L)	GWA-48 (bg)	0.7698	No	Mann-W
Total Dissolved Solids (mg/L)	GWA-49 (bg)	0.9863	No	Mann-W
Total Dissolved Solids (mg/L)	GWC-29	1.863	No	Mann-W
Total Dissolved Solids (mg/L)	GWC-50	-0.2507	No	Mann-W
Total Dissolved Solids (mg/L)	GWC-51	0.2136	No	Mann-W
Total Dissolved Solids (mg/L)	GWC-52	2.207	No	Mann-W
Total Dissolved Solids (mg/L)	GWC-53	1.004	No	Mann-W
Vanadium, Total (mg/L)	GWA-21 (bg)	2.963	Yes	Mann-W
Vanadium, Total (mg/L)	GWA-22 (bg)	0.9356	No	Mann-W
Vanadium, Total (mg/L)	GWA-45 (bg)	0.6721	No	Mann-W
Vanadium, Total (mg/L)	GWA-46 (bg)	-1.676	No	Mann-W
Vanadium, Total (mg/L)	GWA-47 (bg)	-0.1423	No	Mann-W
Vanadium, Total (mg/L)	GWA-48 (bg)	2.229	No	Mann-W
Vanadium, Total (mg/L)	GWA-49 (bg)	1.688	No	Mann-W
Vanadium, Total (mg/L)	GWC-29	1.435	No	Mann-W
Vanadium, Total (mg/L)	GWC-50	0.4869	No	Mann-W
Vanadium, Total (mg/L)	GWC-51	0.5141	No	Mann-W
Vanadium, Total (mg/L)	GWC-52	-0.1757	No	Mann-W
Vanadium, Total (mg/L)	GWC-53	0.04549	No	Mann-W
Zinc, Total (mg/L)	GWA-21 (bg)	0.5259	No	Mann-W
Zinc, Total (mg/L)	GWA-22 (bg)	-1.969	No	Mann-W
Zinc, Total (mg/L)	GWA-45 (bg)	-3.423	Yes	Mann-W
Zinc, Total (mg/L)	GWA-46 (bg)	-1.592	No	Mann-W
Zinc, Total (mg/L)	GWA-47 (bg)	-0.07874	No	Mann-W
Zinc, Total (mg/L)	GWA-48 (bg)	-1	No	Mann-W
Zinc, Total (mg/L)	GWA-49 (bg)	0.5259	No	Mann-W
Zinc, Total (mg/L)	GWC-29	-0.5213	No	Mann-W
Zinc, Total (mg/L)	GWC-50	0.828	No	Mann-W
Zinc, Total (mg/L)	GWC-51	0.5259	No	Mann-W
Zinc, Total (mg/L)	GWC-52	-0.6761	No	Mann-W
Zinc, Total (mg/L)	GWC-53	0.7927	No	Mann-W

Mann-Whitney (Wilcoxon Rank Sum)

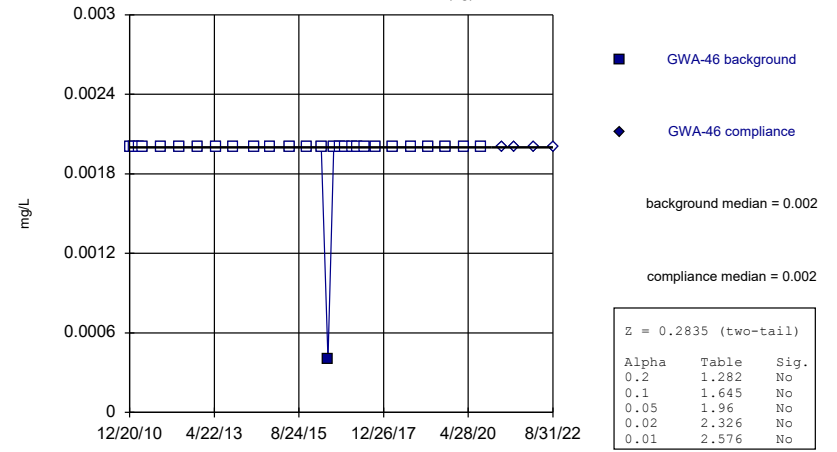
GWA-21 (bg)



Constituent: Antimony, Total Analysis Run 5/4/2023 12:20 PM View: Mann-Whitney
Plant Scherer Client: Southern Company Data: Scherer PAC-CCR

Mann-Whitney (Wilcoxon Rank Sum)

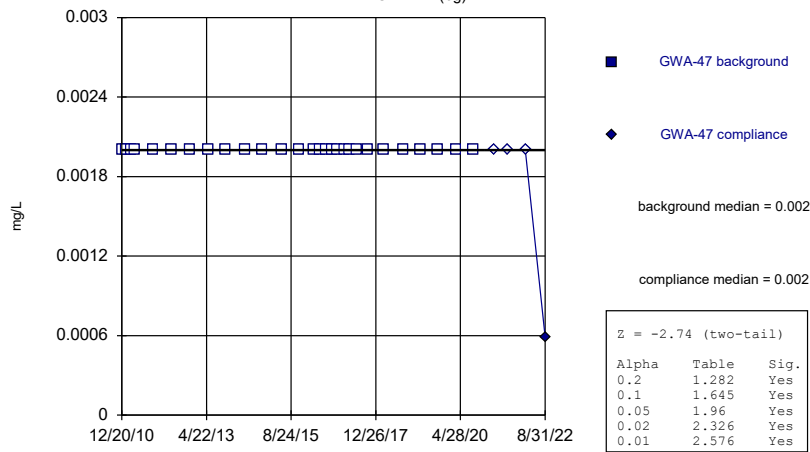
GWA-46 (bg)



Constituent: Antimony, Total Analysis Run 5/4/2023 12:20 PM View: Mann-Whitney
Plant Scherer Client: Southern Company Data: Scherer PAC-CCR

Mann-Whitney (Wilcoxon Rank Sum)

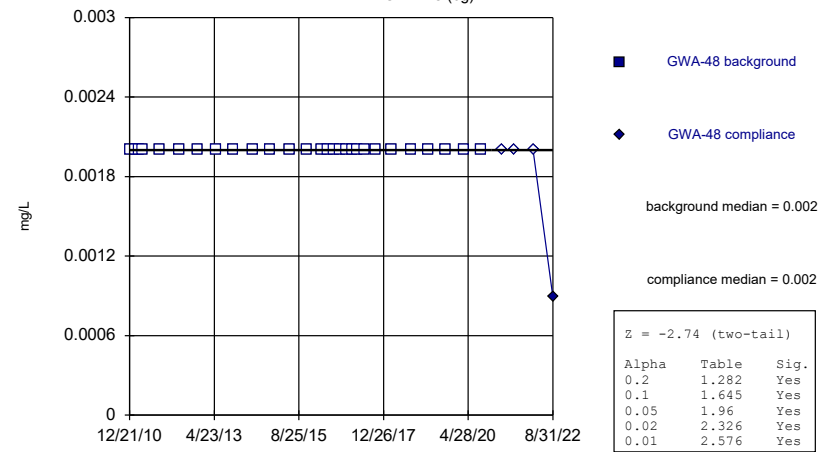
GWA-47 (bg)



Constituent: Antimony, Total Analysis Run 5/4/2023 12:21 PM View: Mann-Whitney
Plant Scherer Client: Southern Company Data: Scherer PAC-CCR

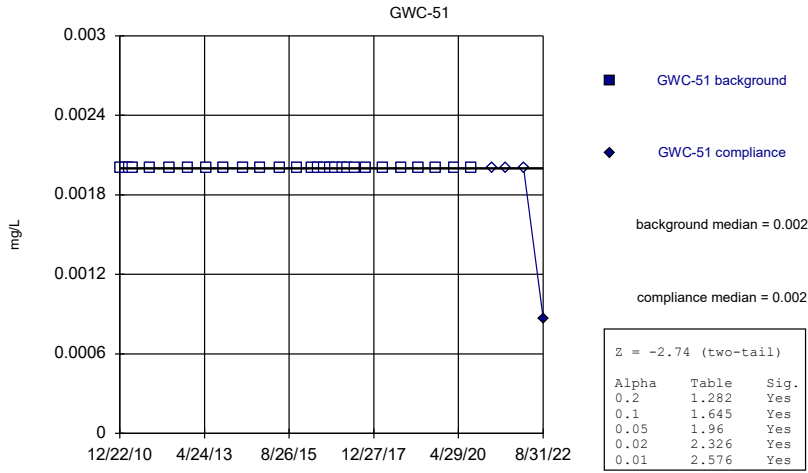
Mann-Whitney (Wilcoxon Rank Sum)

GWA-48 (bg)



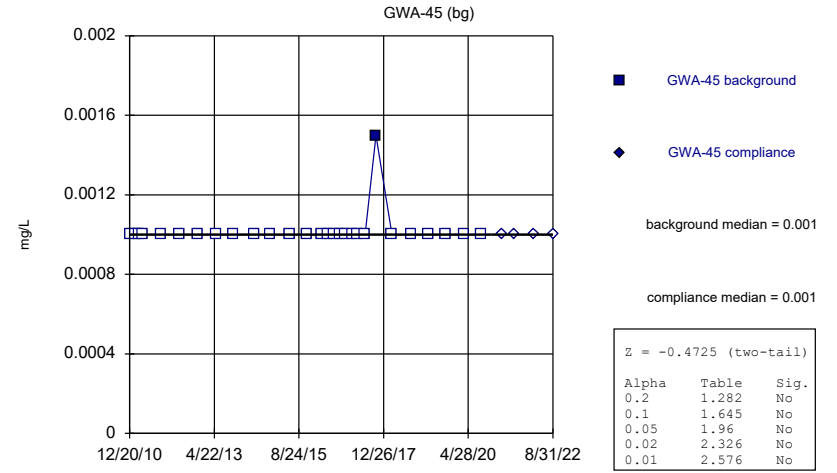
Constituent: Antimony, Total Analysis Run 5/4/2023 12:21 PM View: Mann-Whitney
Plant Scherer Client: Southern Company Data: Scherer PAC-CCR

Mann-Whitney (Wilcoxon Rank Sum)



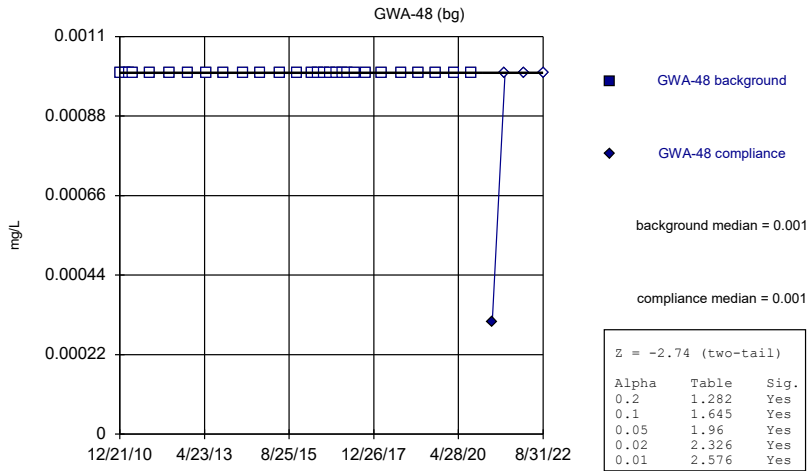
Constituent: Antimony, Total Analysis Run 5/4/2023 12:21 PM View: Mann-Whitney
Plant Scherer Client: Southern Company Data: Scherer PAC-CCR

Mann-Whitney (Wilcoxon Rank Sum)



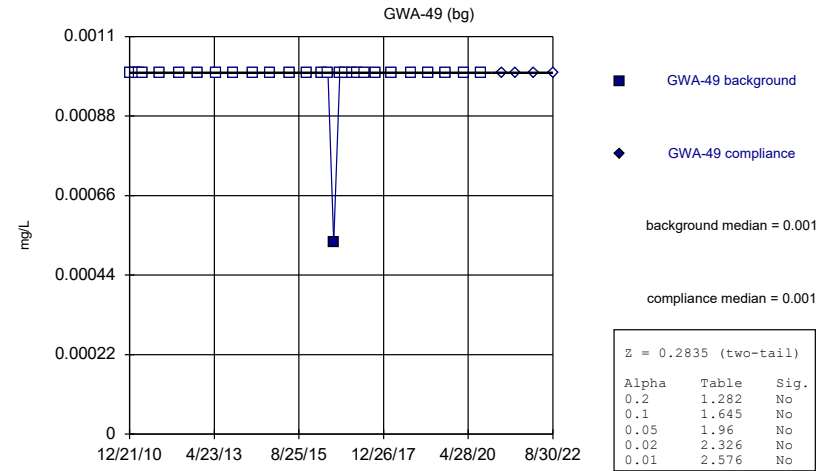
Constituent: Arsenic, Total Analysis Run 5/4/2023 12:21 PM View: Mann-Whitney
Plant Scherer Client: Southern Company Data: Scherer PAC-CCR

Mann-Whitney (Wilcoxon Rank Sum)



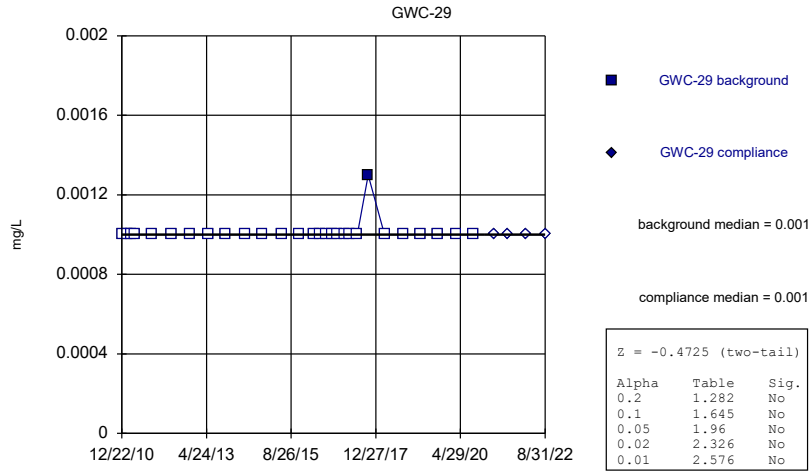
Constituent: Arsenic, Total Analysis Run 5/4/2023 12:21 PM View: Mann-Whitney
Plant Scherer Client: Southern Company Data: Scherer PAC-CCR

Mann-Whitney (Wilcoxon Rank Sum)



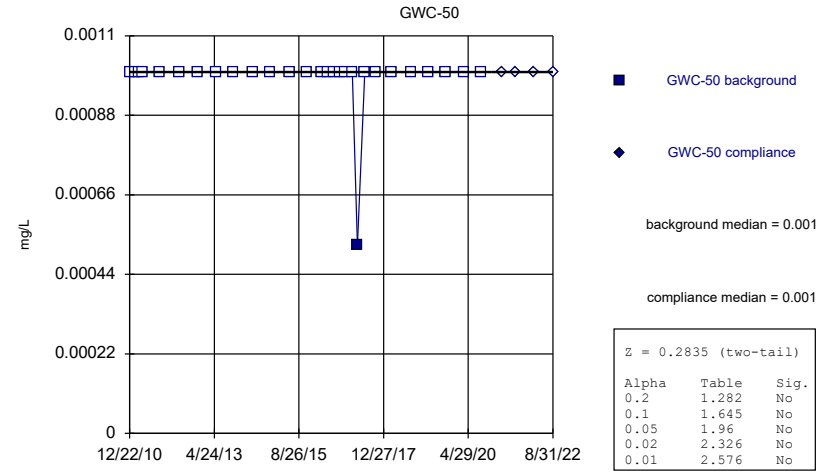
Constituent: Arsenic, Total Analysis Run 5/4/2023 12:21 PM View: Mann-Whitney
Plant Scherer Client: Southern Company Data: Scherer PAC-CCR

Mann-Whitney (Wilcoxon Rank Sum)



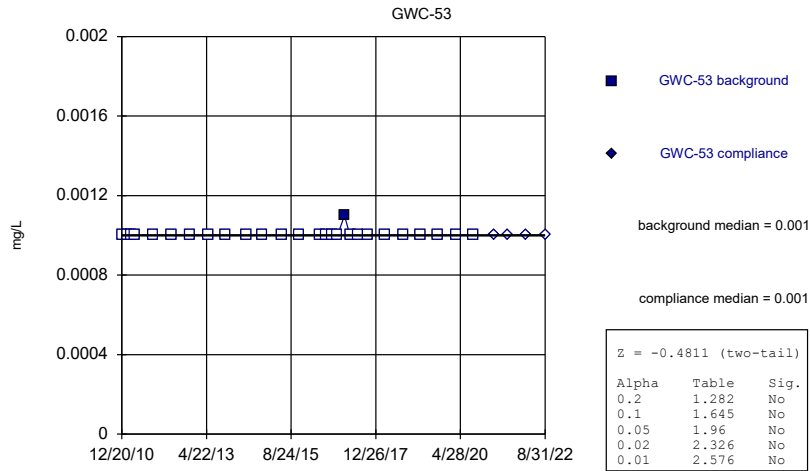
Constituent: Arsenic, Total Analysis Run 5/4/2023 12:21 PM View: Mann-Whitney
 Plant Scherer Client: Southern Company Data: Scherer PAC-CCR

Mann-Whitney (Wilcoxon Rank Sum)



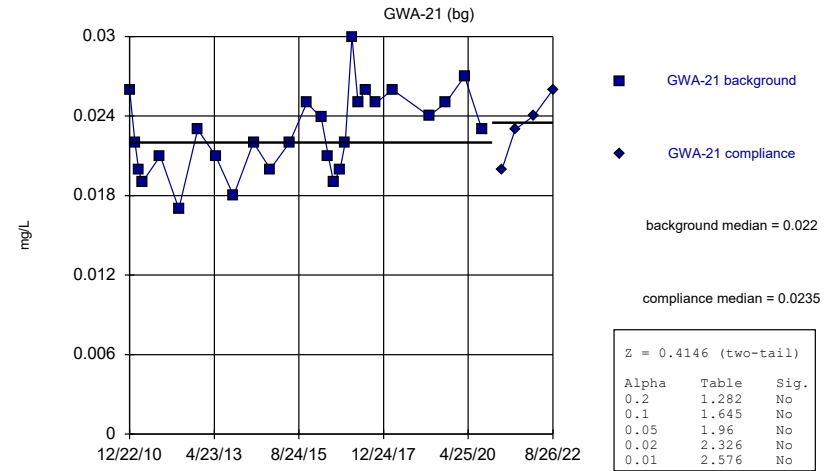
Constituent: Arsenic, Total Analysis Run 5/4/2023 12:21 PM View: Mann-Whitney
 Plant Scherer Client: Southern Company Data: Scherer PAC-CCR

Mann-Whitney (Wilcoxon Rank Sum)



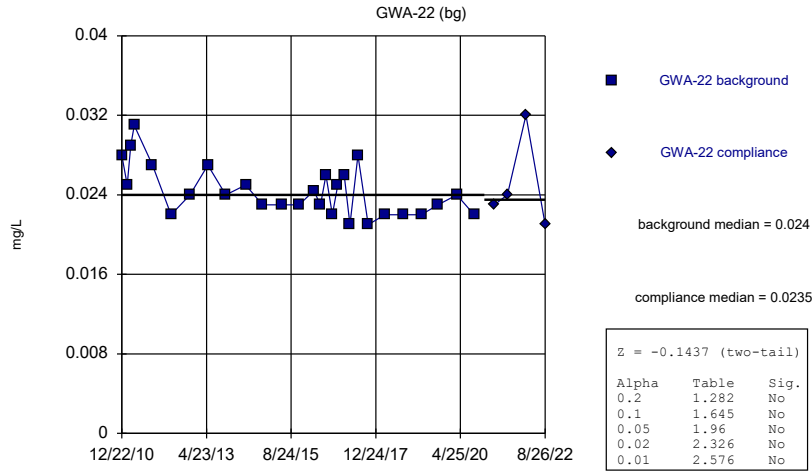
Constituent: Arsenic, Total Analysis Run 5/4/2023 12:21 PM View: Mann-Whitney
 Plant Scherer Client: Southern Company Data: Scherer PAC-CCR

Mann-Whitney (Wilcoxon Rank Sum)



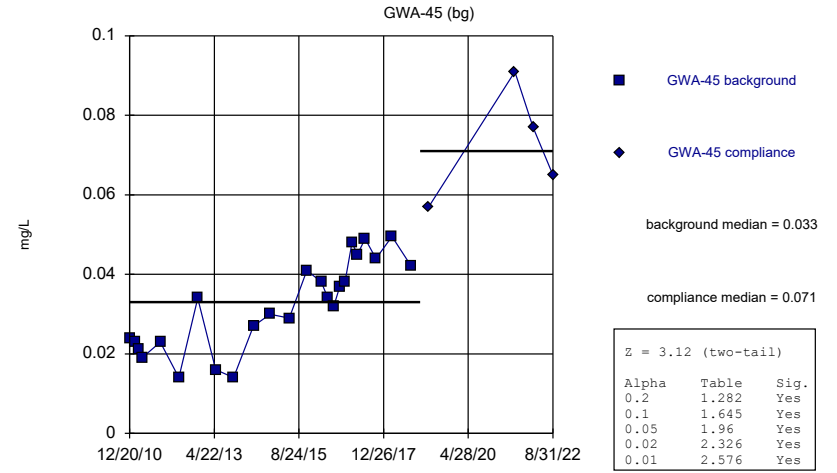
Constituent: Barium, Total Analysis Run 5/4/2023 12:21 PM View: Mann-Whitney
 Plant Scherer Client: Southern Company Data: Scherer PAC-CCR

Mann-Whitney (Wilcoxon Rank Sum)



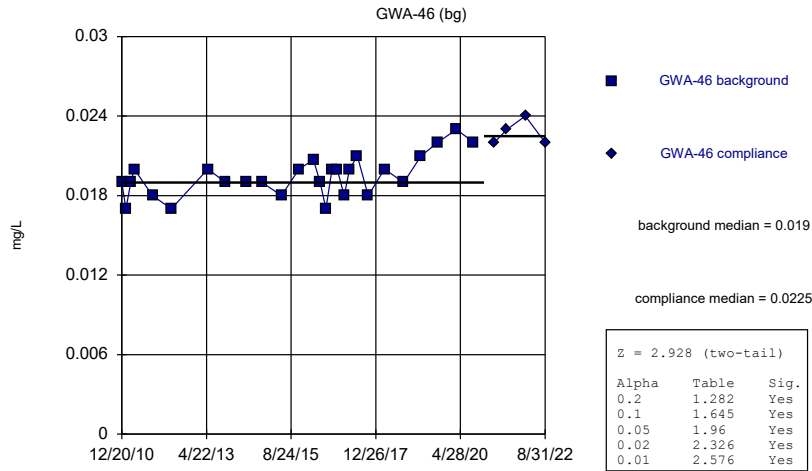
Constituent: Barium, Total Analysis Run 5/4/2023 12:21 PM View: Mann-Whitney
Plant Scherer Client: Southern Company Data: Scherer PAC-CCR

Mann-Whitney (Wilcoxon Rank Sum)



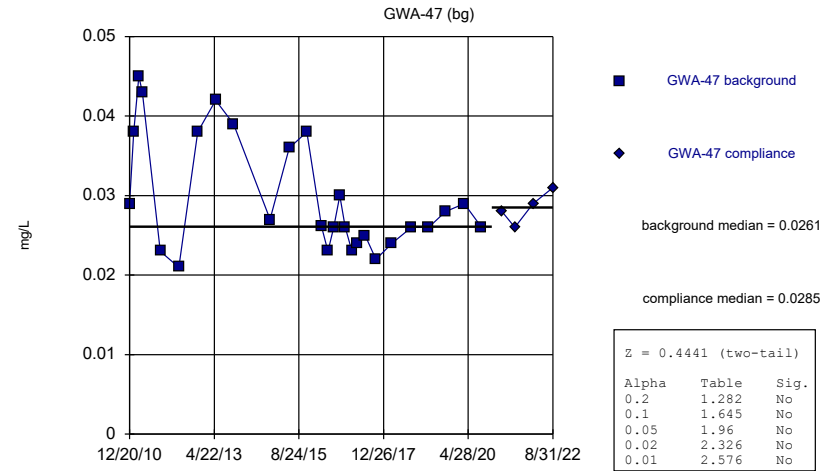
Constituent: Barium, Total Analysis Run 5/4/2023 12:21 PM View: Mann-Whitney
Plant Scherer Client: Southern Company Data: Scherer PAC-CCR

Mann-Whitney (Wilcoxon Rank Sum)



Constituent: Barium, Total Analysis Run 5/4/2023 12:21 PM View: Mann-Whitney
Plant Scherer Client: Southern Company Data: Scherer PAC-CCR

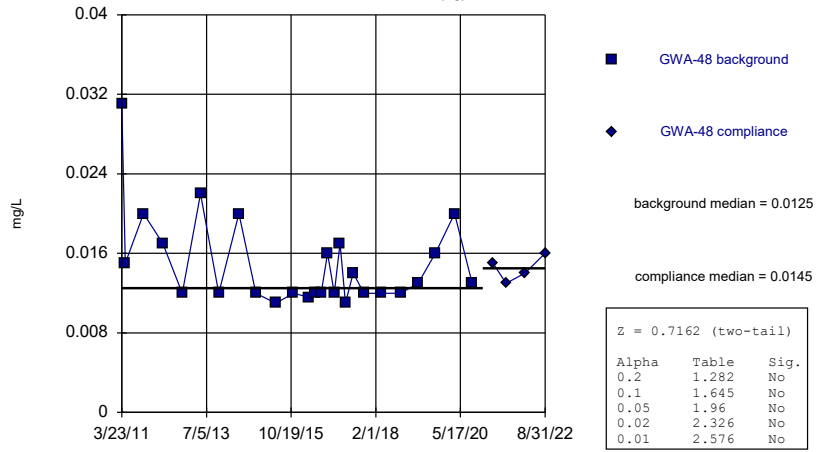
Mann-Whitney (Wilcoxon Rank Sum)



Constituent: Barium, Total Analysis Run 5/4/2023 12:21 PM View: Mann-Whitney
Plant Scherer Client: Southern Company Data: Scherer PAC-CCR

Mann-Whitney (Wilcoxon Rank Sum)

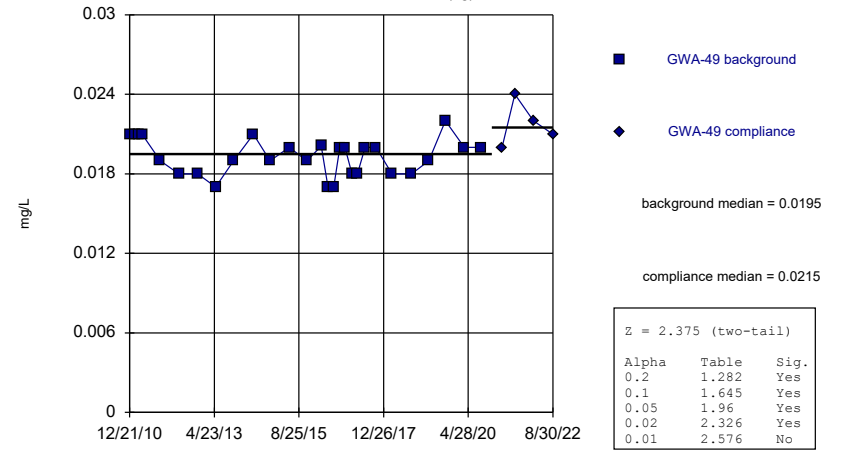
GWA-48 (bg)



Constituent: Barium, Total Analysis Run 5/4/2023 12:21 PM View: Mann-Whitney
 Plant Scherer Client: Southern Company Data: Scherer PAC-CCR

Mann-Whitney (Wilcoxon Rank Sum)

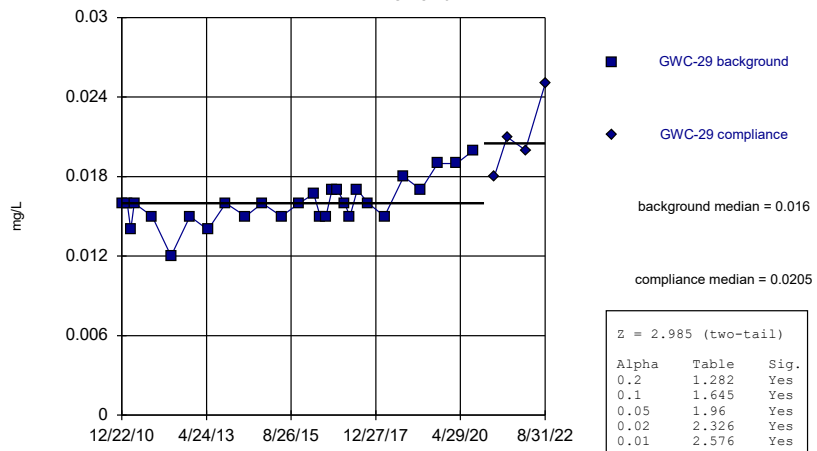
GWA-49 (bg)



Constituent: Barium, Total Analysis Run 5/4/2023 12:21 PM View: Mann-Whitney
 Plant Scherer Client: Southern Company Data: Scherer PAC-CCR

Mann-Whitney (Wilcoxon Rank Sum)

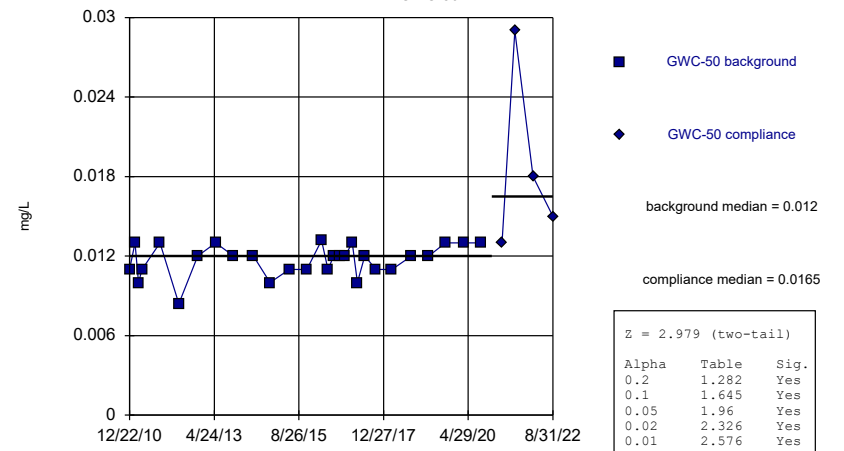
GWC-29



Constituent: Barium, Total Analysis Run 5/4/2023 12:21 PM View: Mann-Whitney
 Plant Scherer Client: Southern Company Data: Scherer PAC-CCR

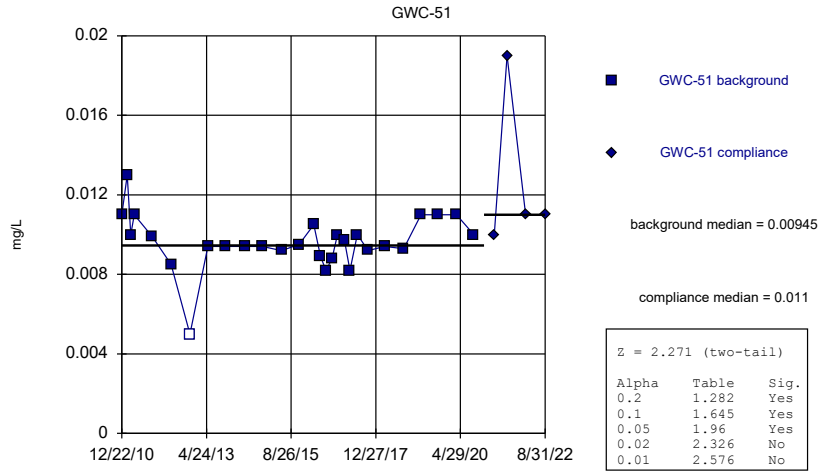
Mann-Whitney (Wilcoxon Rank Sum)

GWC-50



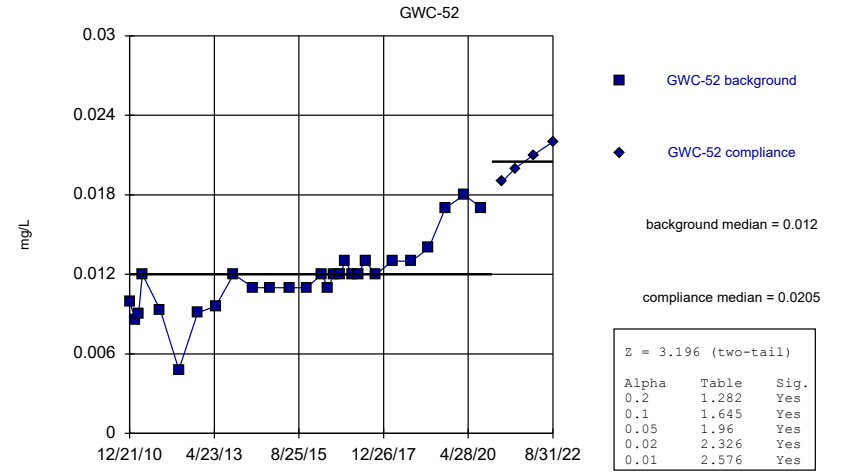
Constituent: Barium, Total Analysis Run 5/4/2023 12:21 PM View: Mann-Whitney
 Plant Scherer Client: Southern Company Data: Scherer PAC-CCR

Mann-Whitney (Wilcoxon Rank Sum)



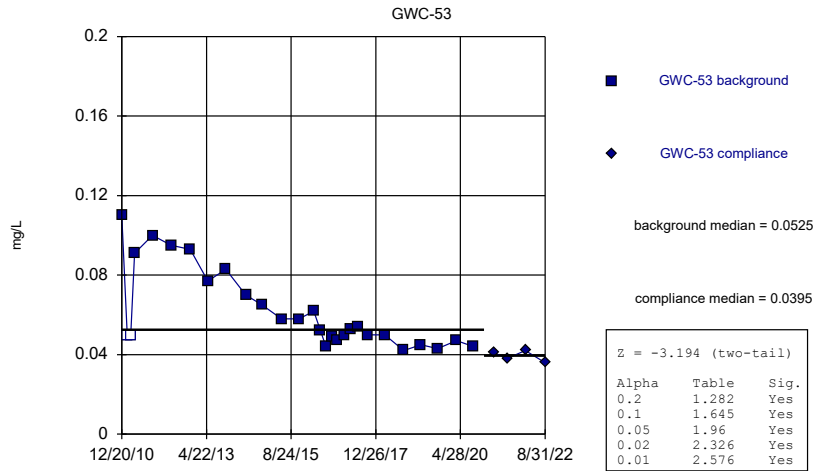
Constituent: Barium, Total Analysis Run 5/4/2023 12:21 PM View: Mann-Whitney
Plant Scherer Client: Southern Company Data: Scherer PAC-CCR

Mann-Whitney (Wilcoxon Rank Sum)



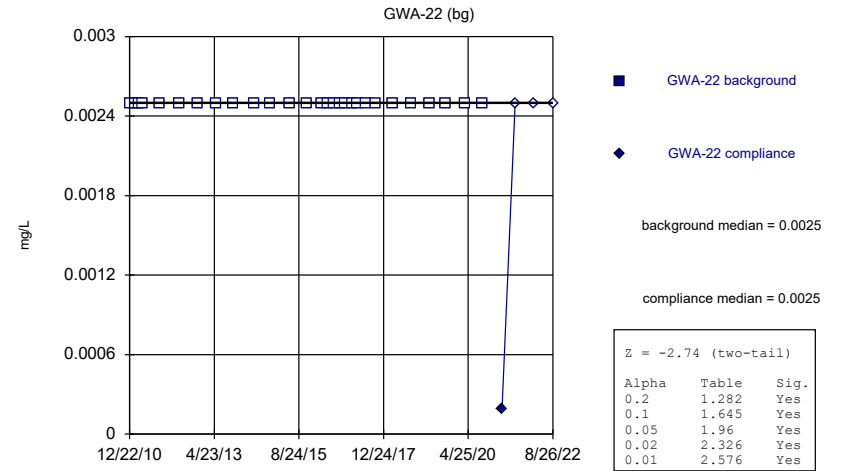
Constituent: Barium, Total Analysis Run 5/4/2023 12:21 PM View: Mann-Whitney
Plant Scherer Client: Southern Company Data: Scherer PAC-CCR

Mann-Whitney (Wilcoxon Rank Sum)



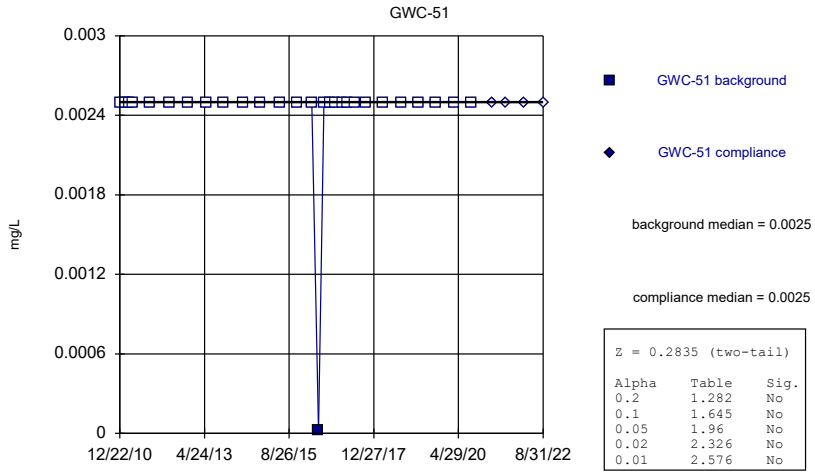
Constituent: Barium, Total Analysis Run 5/4/2023 12:21 PM View: Mann-Whitney
Plant Scherer Client: Southern Company Data: Scherer PAC-CCR

Mann-Whitney (Wilcoxon Rank Sum)



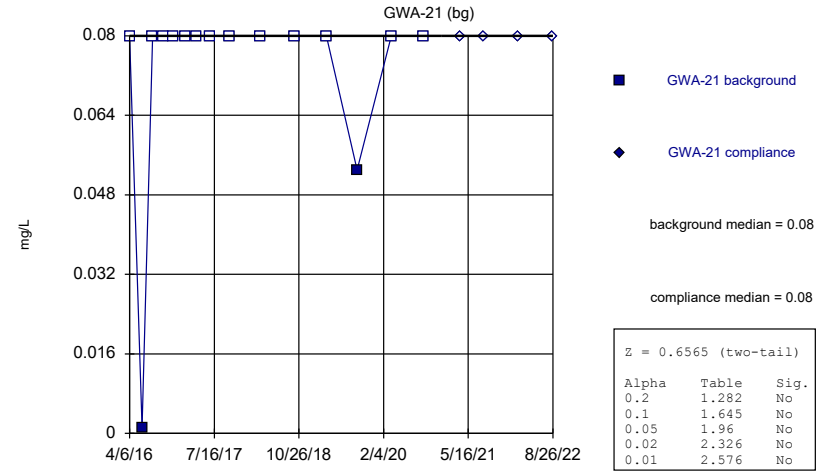
Constituent: Beryllium, Total Analysis Run 5/4/2023 12:21 PM View: Mann-Whitney
Plant Scherer Client: Southern Company Data: Scherer PAC-CCR

Mann-Whitney (Wilcoxon Rank Sum)



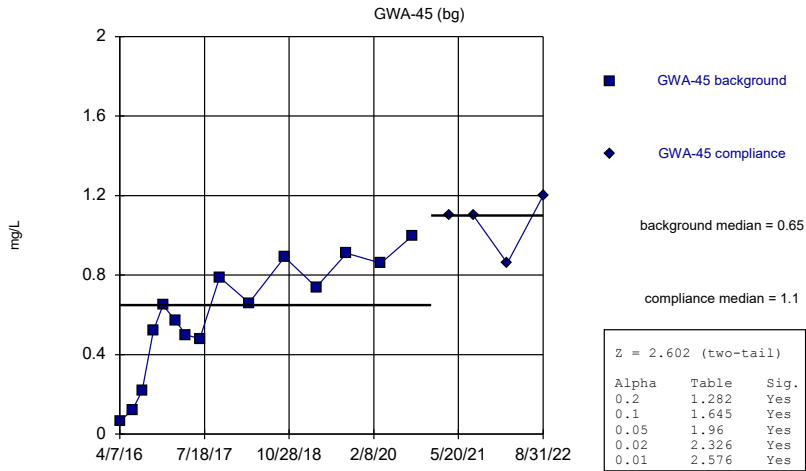
Constituent: Beryllium, Total Analysis Run 5/4/2023 12:21 PM View: Mann-Whitney
Plant Scherer Client: Southern Company Data: Scherer PAC-CCR

Mann-Whitney (Wilcoxon Rank Sum)



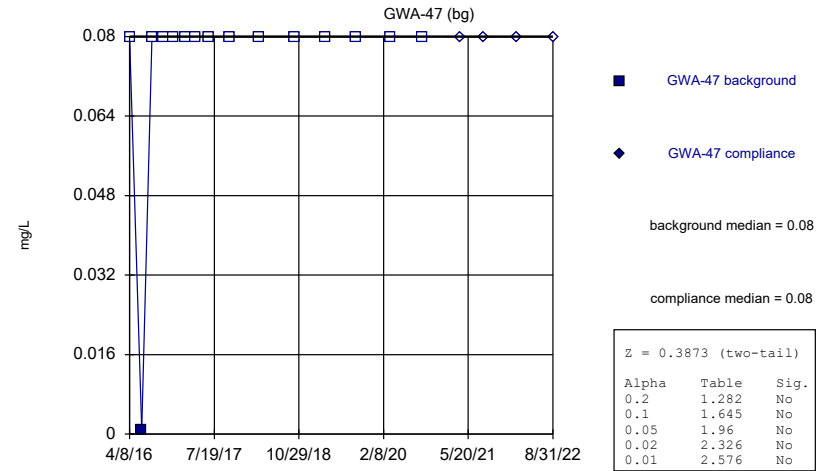
Constituent: Boron Analysis Run 5/4/2023 12:21 PM View: Mann-Whitney
Plant Scherer Client: Southern Company Data: Scherer PAC-CCR

Mann-Whitney (Wilcoxon Rank Sum)



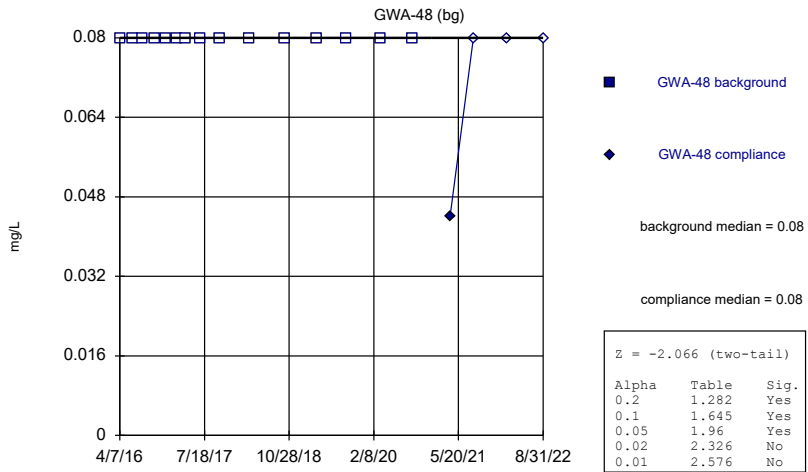
Constituent: Boron Analysis Run 5/4/2023 12:21 PM View: Mann-Whitney
Plant Scherer Client: Southern Company Data: Scherer PAC-CCR

Mann-Whitney (Wilcoxon Rank Sum)



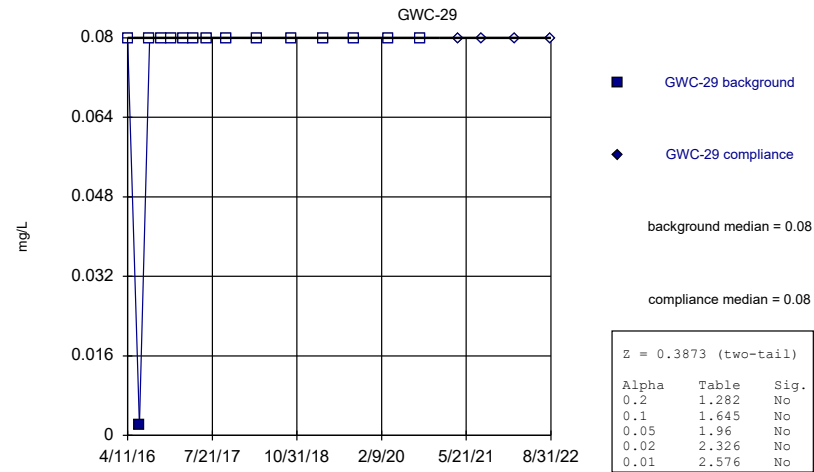
Constituent: Boron Analysis Run 5/4/2023 12:21 PM View: Mann-Whitney
Plant Scherer Client: Southern Company Data: Scherer PAC-CCR

Mann-Whitney (Wilcoxon Rank Sum)



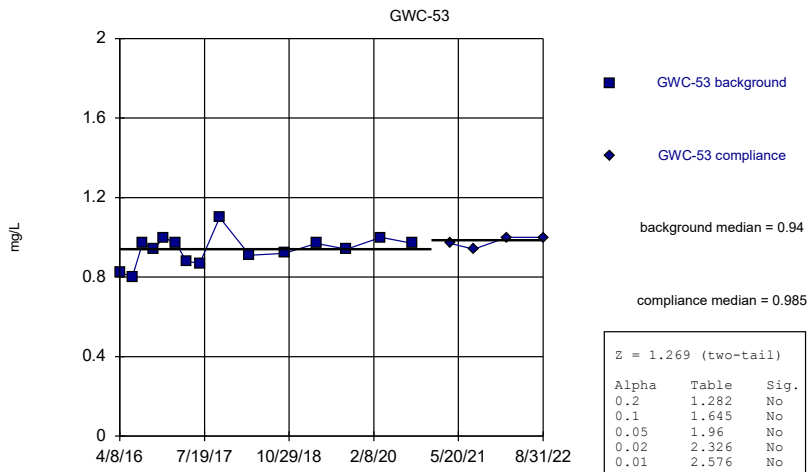
Constituent: Boron Analysis Run 5/4/2023 12:21 PM View: Mann-Whitney
Plant Scherer Client: Southern Company Data: Scherer PAC-CCR

Mann-Whitney (Wilcoxon Rank Sum)



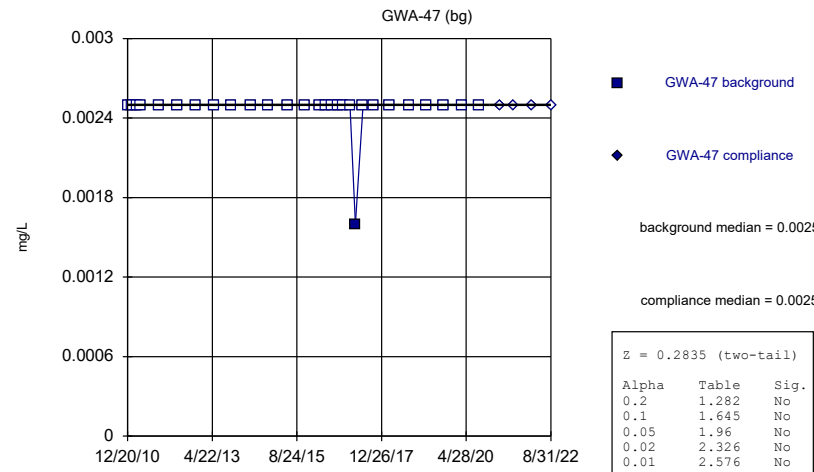
Constituent: Boron Analysis Run 5/4/2023 12:21 PM View: Mann-Whitney
Plant Scherer Client: Southern Company Data: Scherer PAC-CCR

Mann-Whitney (Wilcoxon Rank Sum)



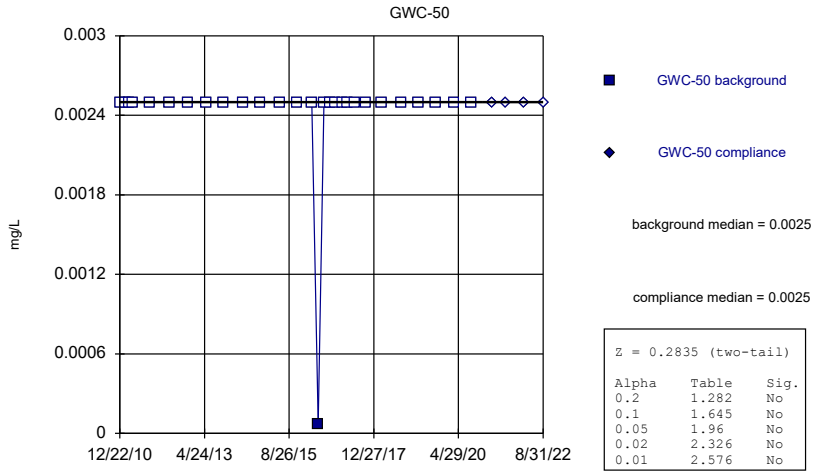
Constituent: Boron Analysis Run 5/4/2023 12:21 PM View: Mann-Whitney
Plant Scherer Client: Southern Company Data: Scherer PAC-CCR

Mann-Whitney (Wilcoxon Rank Sum)



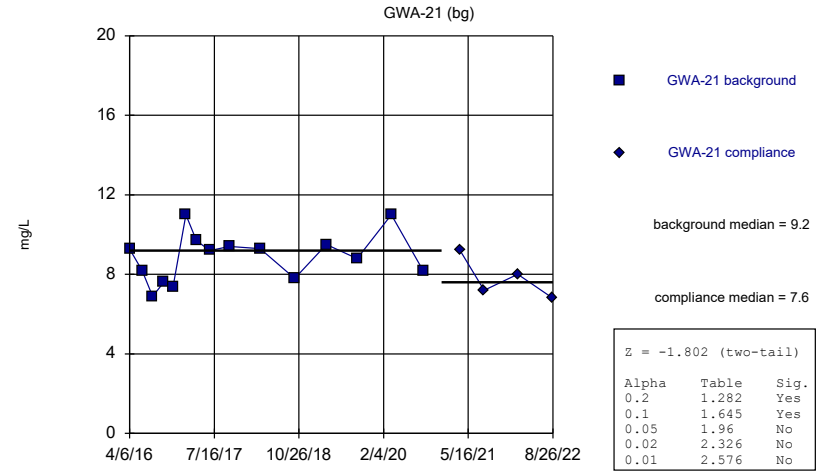
Constituent: Cadmium, Total Analysis Run 5/4/2023 12:21 PM View: Mann-Whitney
Plant Scherer Client: Southern Company Data: Scherer PAC-CCR

Mann-Whitney (Wilcoxon Rank Sum)



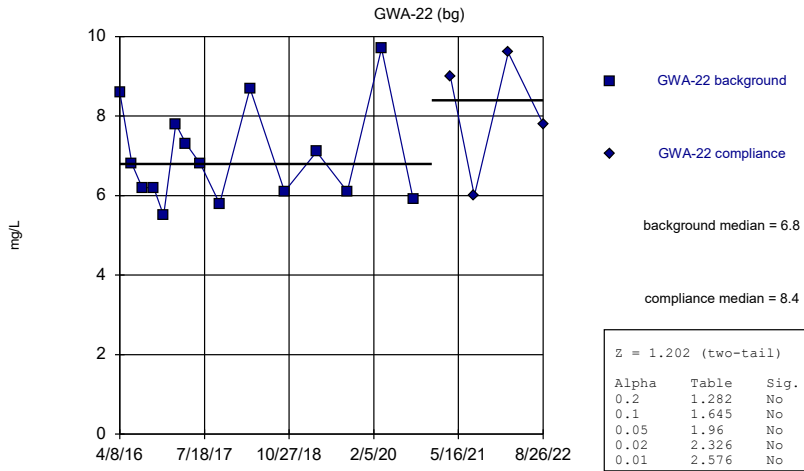
Constituent: Cadmium, Total Analysis Run 5/4/2023 12:21 PM View: Mann-Whitney
Plant Scherer Client: Southern Company Data: Scherer PAC-CCR

Mann-Whitney (Wilcoxon Rank Sum)



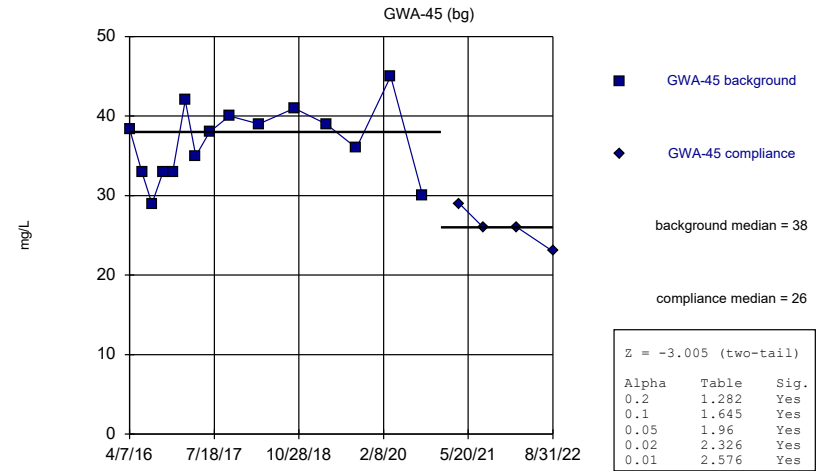
Constituent: Calcium Analysis Run 5/4/2023 12:22 PM View: Mann-Whitney
Plant Scherer Client: Southern Company Data: Scherer PAC-CCR

Mann-Whitney (Wilcoxon Rank Sum)



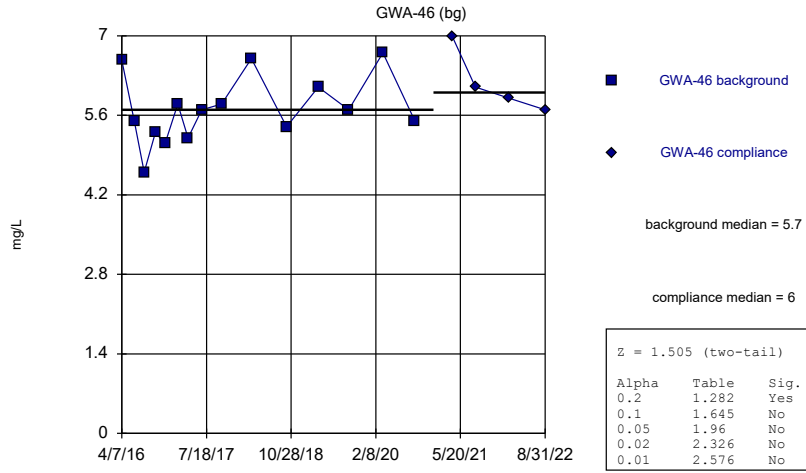
Constituent: Calcium Analysis Run 5/4/2023 12:22 PM View: Mann-Whitney
Plant Scherer Client: Southern Company Data: Scherer PAC-CCR

Mann-Whitney (Wilcoxon Rank Sum)



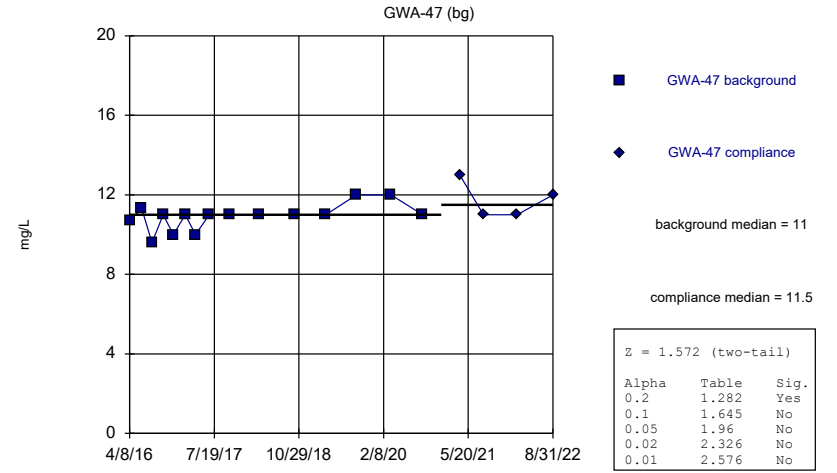
Constituent: Calcium Analysis Run 5/4/2023 12:22 PM View: Mann-Whitney
Plant Scherer Client: Southern Company Data: Scherer PAC-CCR

Mann-Whitney (Wilcoxon Rank Sum)



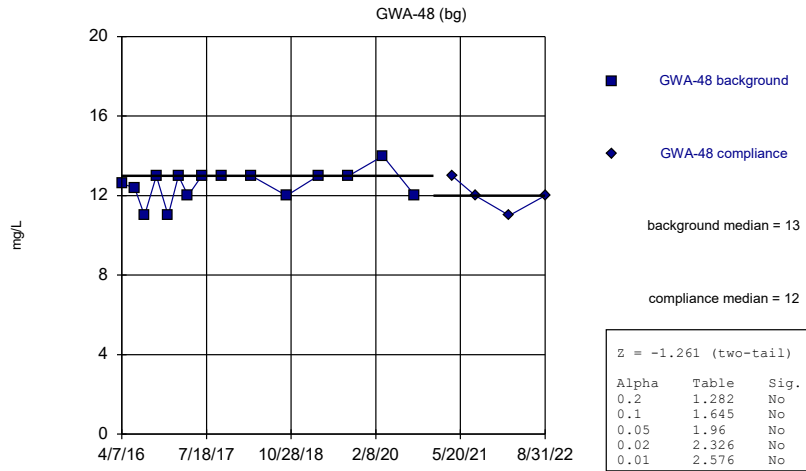
Constituent: Calcium Analysis Run 5/4/2023 12:22 PM View: Mann-Whitney
 Plant Scherer Client: Southern Company Data: Scherer PAC-CCR

Mann-Whitney (Wilcoxon Rank Sum)



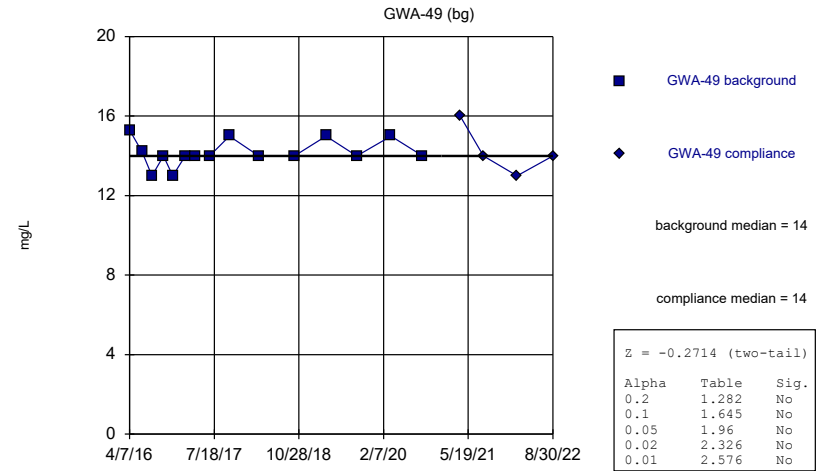
Constituent: Calcium Analysis Run 5/4/2023 12:22 PM View: Mann-Whitney
 Plant Scherer Client: Southern Company Data: Scherer PAC-CCR

Mann-Whitney (Wilcoxon Rank Sum)



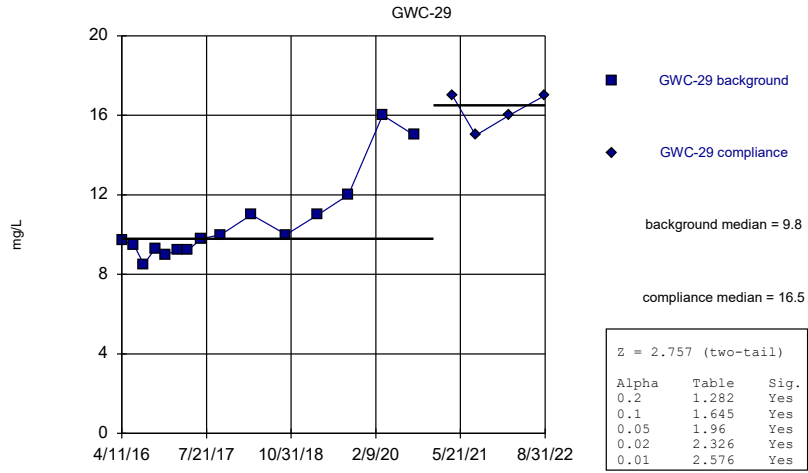
Constituent: Calcium Analysis Run 5/4/2023 12:22 PM View: Mann-Whitney
 Plant Scherer Client: Southern Company Data: Scherer PAC-CCR

Mann-Whitney (Wilcoxon Rank Sum)



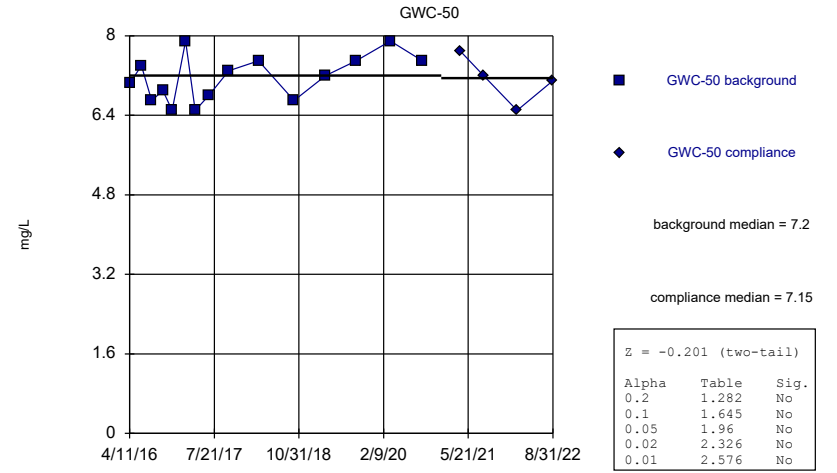
Constituent: Calcium Analysis Run 5/4/2023 12:22 PM View: Mann-Whitney
 Plant Scherer Client: Southern Company Data: Scherer PAC-CCR

Mann-Whitney (Wilcoxon Rank Sum)



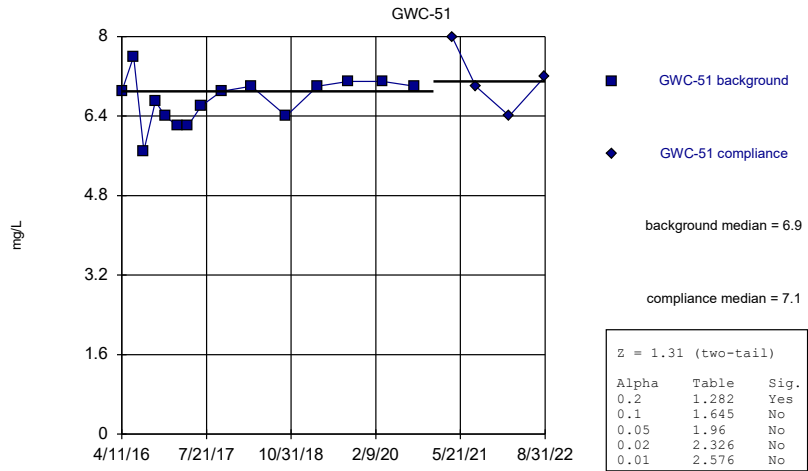
Constituent: Calcium Analysis Run 5/4/2023 12:22 PM View: Mann-Whitney
 Plant Scherer Client: Southern Company Data: Scherer PAC-CCR

Mann-Whitney (Wilcoxon Rank Sum)



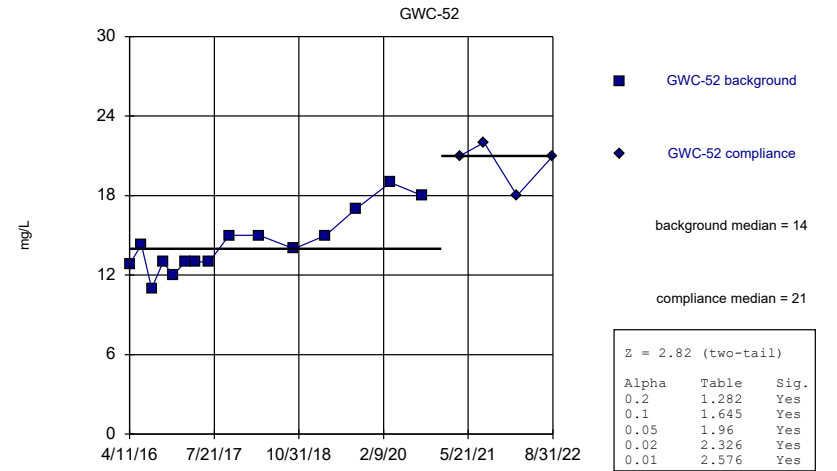
Constituent: Calcium Analysis Run 5/4/2023 12:22 PM View: Mann-Whitney
 Plant Scherer Client: Southern Company Data: Scherer PAC-CCR

Mann-Whitney (Wilcoxon Rank Sum)



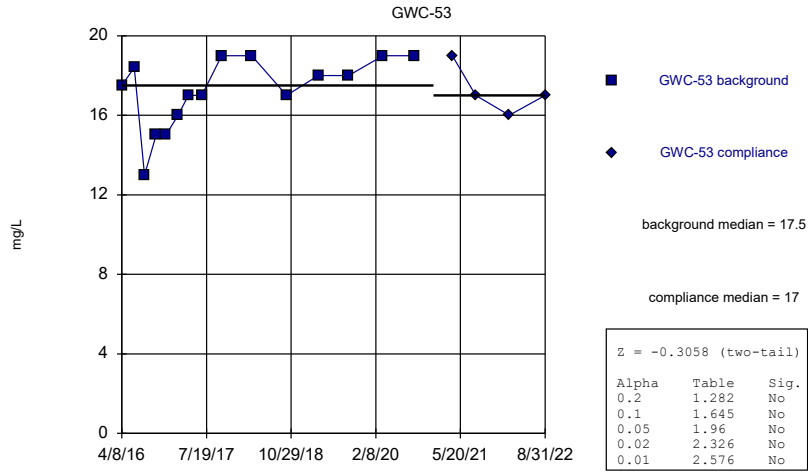
Constituent: Calcium Analysis Run 5/4/2023 12:22 PM View: Mann-Whitney
 Plant Scherer Client: Southern Company Data: Scherer PAC-CCR

Mann-Whitney (Wilcoxon Rank Sum)



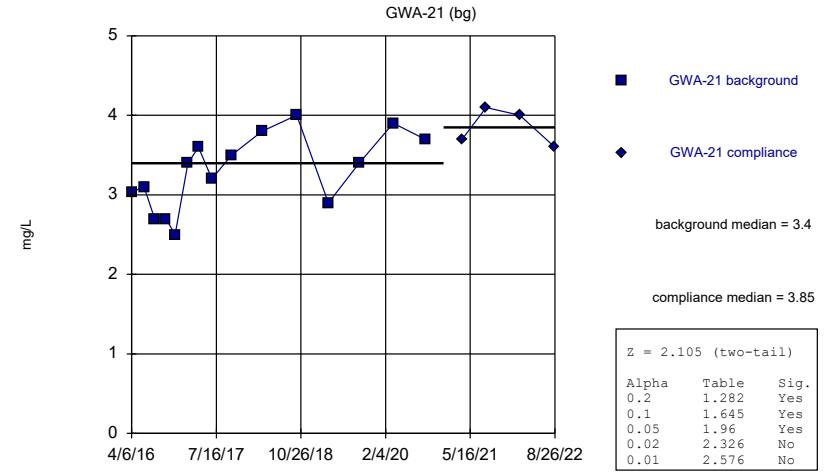
Constituent: Calcium Analysis Run 5/4/2023 12:22 PM View: Mann-Whitney
 Plant Scherer Client: Southern Company Data: Scherer PAC-CCR

Mann-Whitney (Wilcoxon Rank Sum)



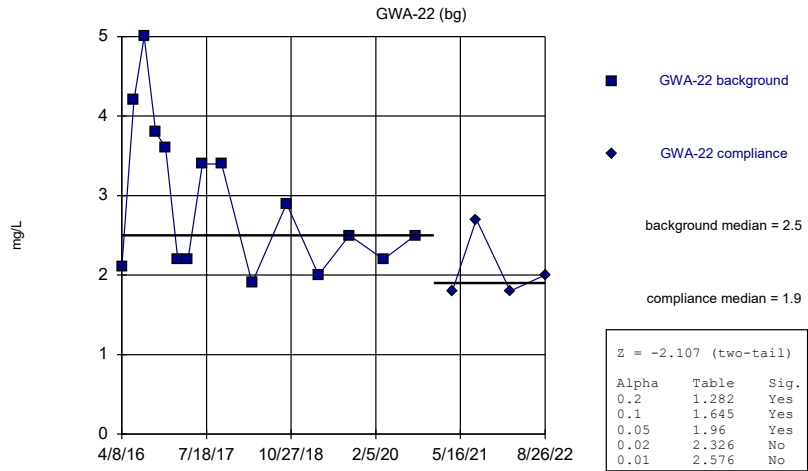
Constituent: Calcium Analysis Run 5/4/2023 12:22 PM View: Mann-Whitney
Plant Scherer Client: Southern Company Data: Scherer PAC-CCR

Mann-Whitney (Wilcoxon Rank Sum)



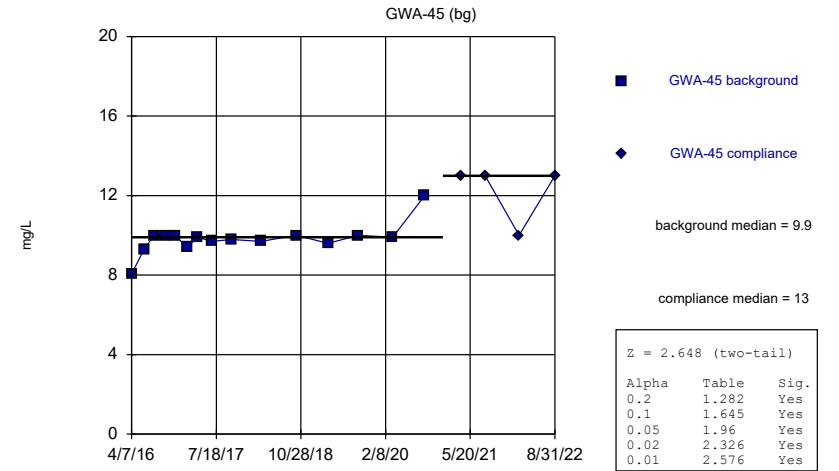
Constituent: Chloride Analysis Run 5/4/2023 12:22 PM View: Mann-Whitney
Plant Scherer Client: Southern Company Data: Scherer PAC-CCR

Mann-Whitney (Wilcoxon Rank Sum)



Constituent: Chloride Analysis Run 5/4/2023 12:22 PM View: Mann-Whitney
Plant Scherer Client: Southern Company Data: Scherer PAC-CCR

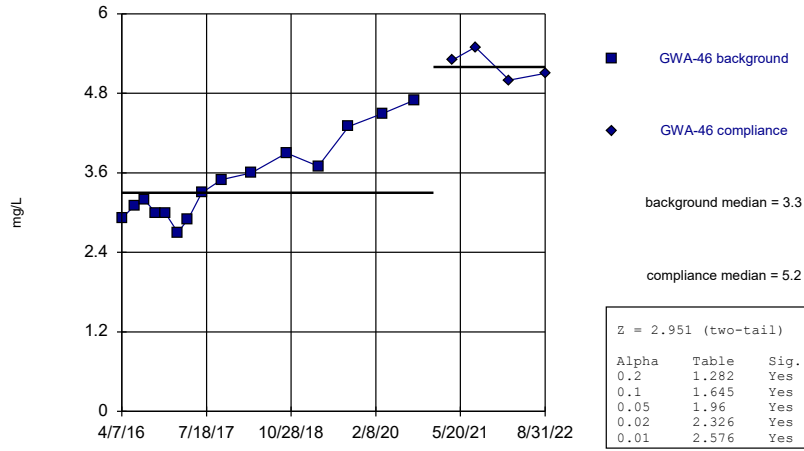
Mann-Whitney (Wilcoxon Rank Sum)



Constituent: Chloride Analysis Run 5/4/2023 12:22 PM View: Mann-Whitney
Plant Scherer Client: Southern Company Data: Scherer PAC-CCR

Mann-Whitney (Wilcoxon Rank Sum)

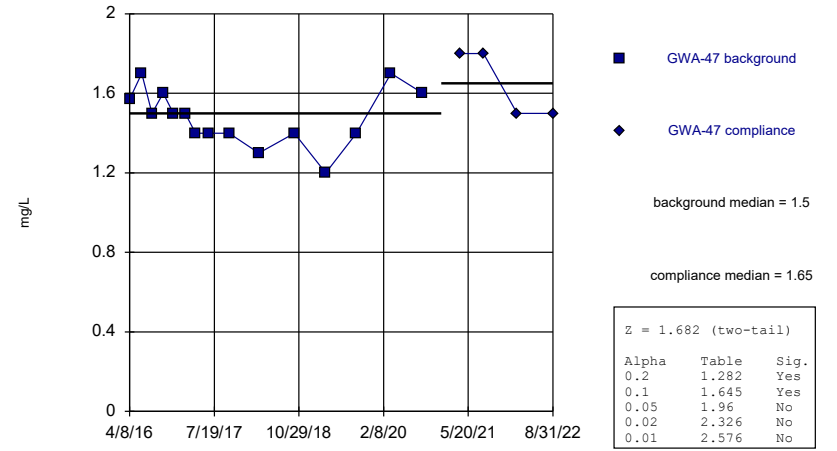
GWA-46 (bg)



Constituent: Chloride Analysis Run 5/4/2023 12:22 PM View: Mann-Whitney
Plant Scherer Client: Southern Company Data: Scherer PAC-CCR

Mann-Whitney (Wilcoxon Rank Sum)

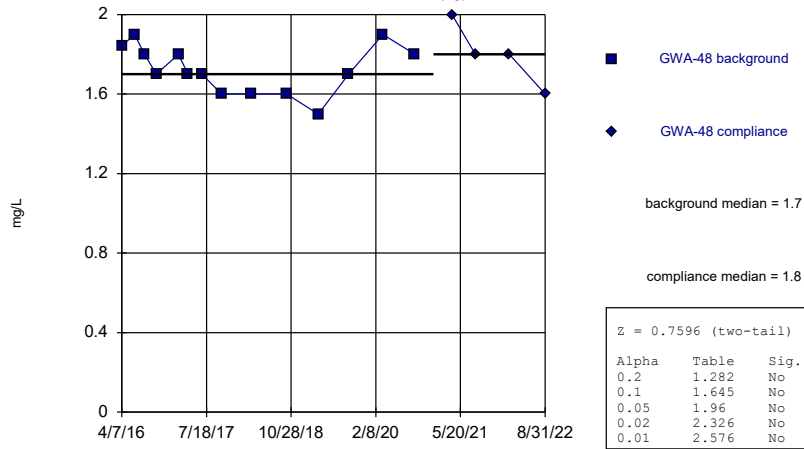
GWA-47 (bg)



Constituent: Chloride Analysis Run 5/4/2023 12:22 PM View: Mann-Whitney
Plant Scherer Client: Southern Company Data: Scherer PAC-CCR

Mann-Whitney (Wilcoxon Rank Sum)

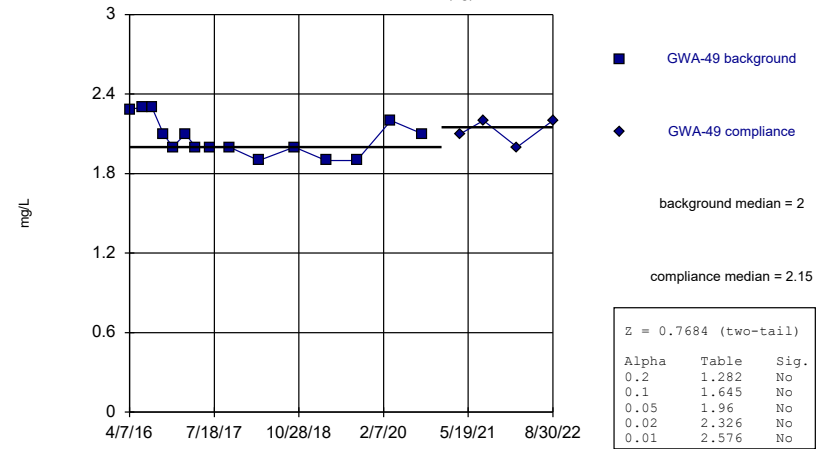
GWA-48 (bg)



Constituent: Chloride Analysis Run 5/4/2023 12:22 PM View: Mann-Whitney
Plant Scherer Client: Southern Company Data: Scherer PAC-CCR

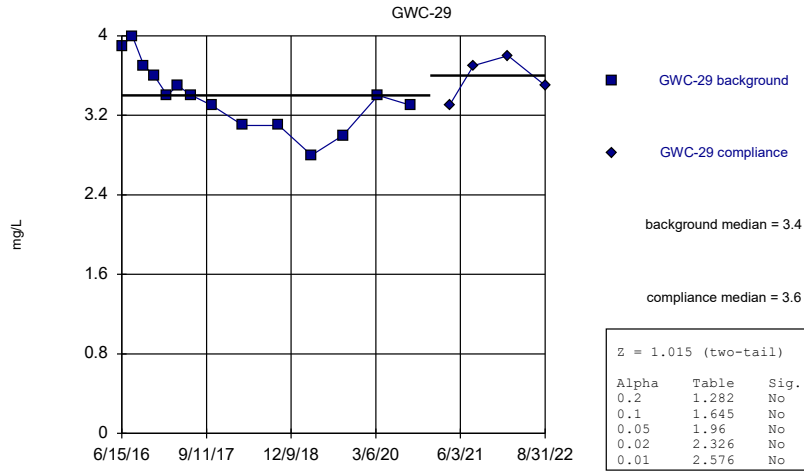
Mann-Whitney (Wilcoxon Rank Sum)

GWA-49 (bg)



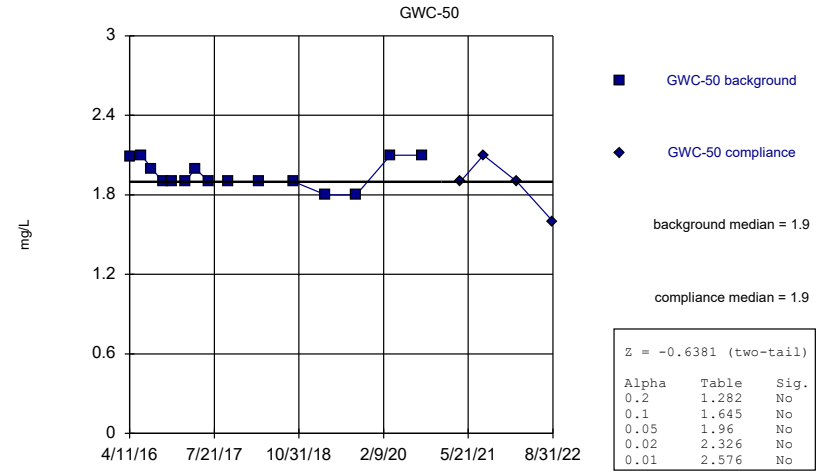
Constituent: Chloride Analysis Run 5/4/2023 12:22 PM View: Mann-Whitney
Plant Scherer Client: Southern Company Data: Scherer PAC-CCR

Mann-Whitney (Wilcoxon Rank Sum)



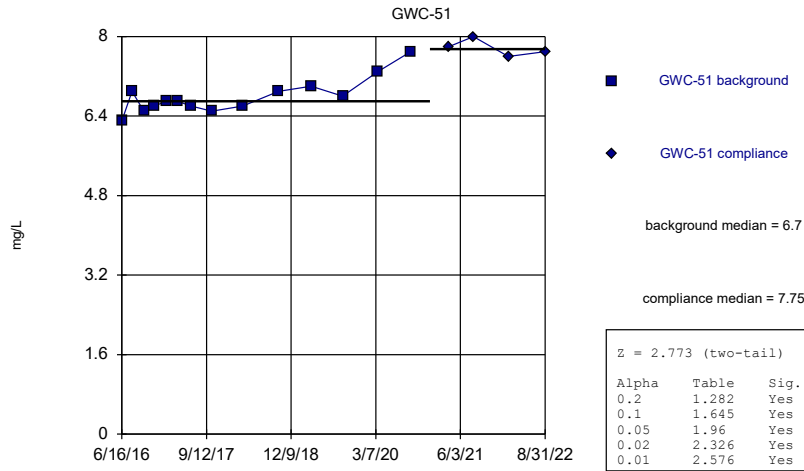
Constituent: Chloride Analysis Run 5/4/2023 12:22 PM View: Mann-Whitney
 Plant Scherer Client: Southern Company Data: Scherer PAC-CCR

Mann-Whitney (Wilcoxon Rank Sum)



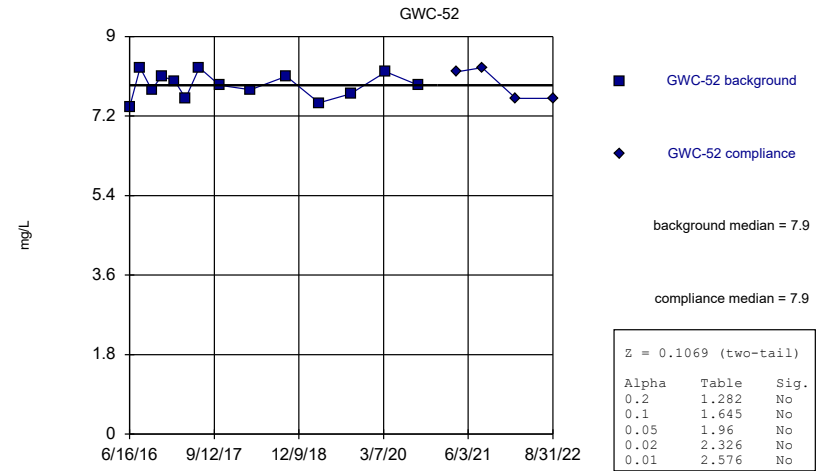
Constituent: Chloride Analysis Run 5/4/2023 12:22 PM View: Mann-Whitney
 Plant Scherer Client: Southern Company Data: Scherer PAC-CCR

Mann-Whitney (Wilcoxon Rank Sum)



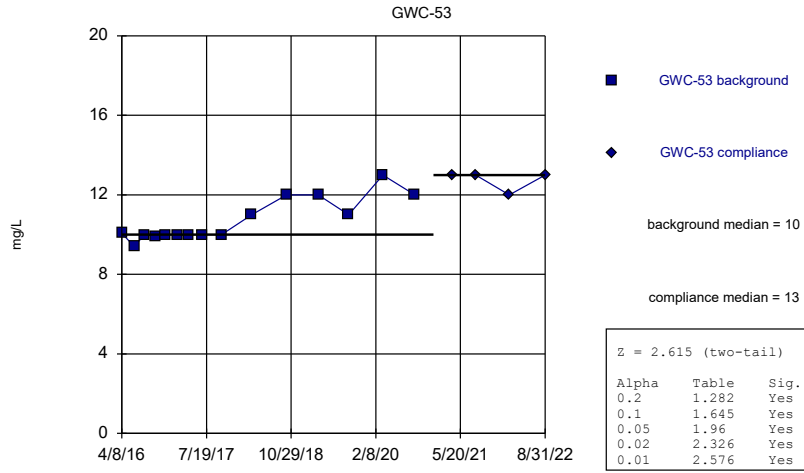
Constituent: Chloride Analysis Run 5/4/2023 12:22 PM View: Mann-Whitney
 Plant Scherer Client: Southern Company Data: Scherer PAC-CCR

Mann-Whitney (Wilcoxon Rank Sum)



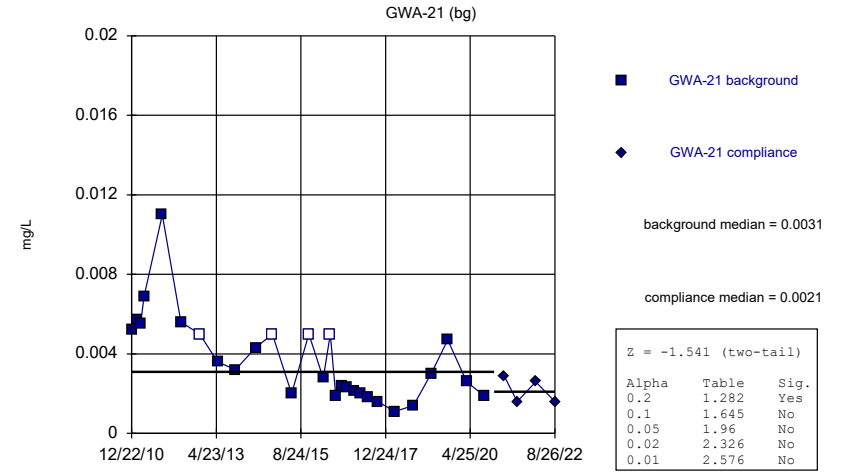
Constituent: Chloride Analysis Run 5/4/2023 12:22 PM View: Mann-Whitney
 Plant Scherer Client: Southern Company Data: Scherer PAC-CCR

Mann-Whitney (Wilcoxon Rank Sum)



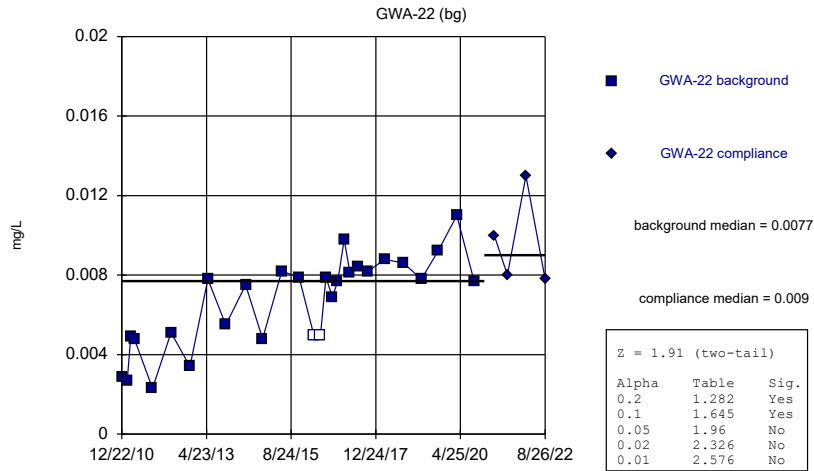
Constituent: Chloride Analysis Run 5/4/2023 12:22 PM View: Mann-Whitney
 Plant Scherer Client: Southern Company Data: Scherer PAC-CCR

Mann-Whitney (Wilcoxon Rank Sum)



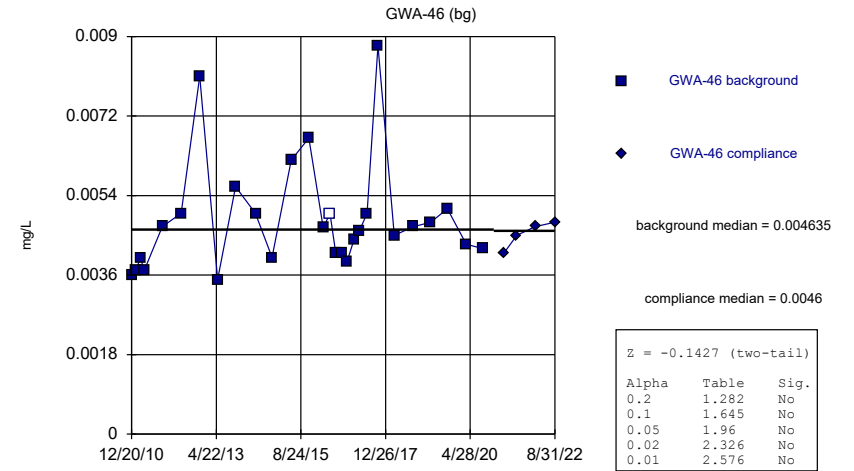
Constituent: Chromium, Total Analysis Run 5/4/2023 12:22 PM View: Mann-Whitney
 Plant Scherer Client: Southern Company Data: Scherer PAC-CCR

Mann-Whitney (Wilcoxon Rank Sum)



Constituent: Chromium, Total Analysis Run 5/4/2023 12:22 PM View: Mann-Whitney
 Plant Scherer Client: Southern Company Data: Scherer PAC-CCR

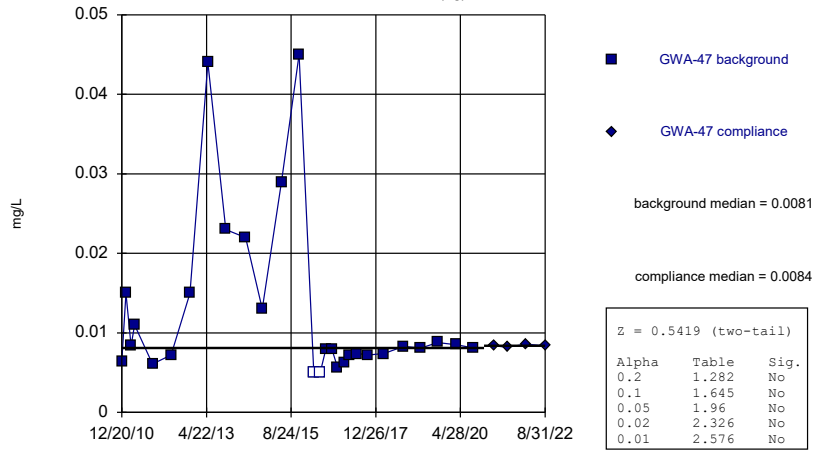
Mann-Whitney (Wilcoxon Rank Sum)



Constituent: Chromium, Total Analysis Run 5/4/2023 12:22 PM View: Mann-Whitney
 Plant Scherer Client: Southern Company Data: Scherer PAC-CCR

Mann-Whitney (Wilcoxon Rank Sum)

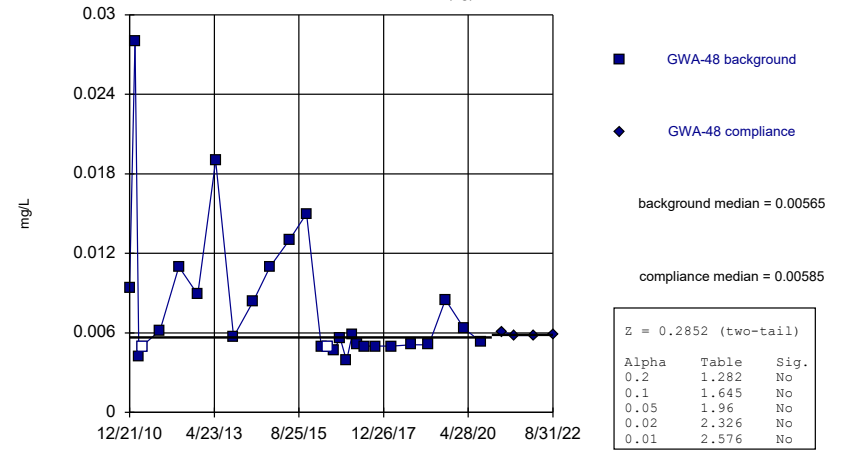
GWA-47 (bg)



Constituent: Chromium, Total Analysis Run 5/4/2023 12:22 PM View: Mann-Whitney
Plant Scherer Client: Southern Company Data: Scherer PAC-CCR

Mann-Whitney (Wilcoxon Rank Sum)

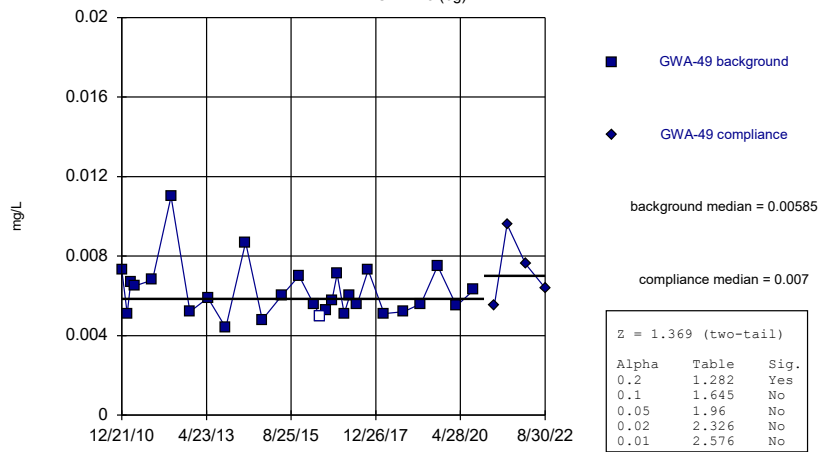
GWA-48 (bg)



Constituent: Chromium, Total Analysis Run 5/4/2023 12:22 PM View: Mann-Whitney
Plant Scherer Client: Southern Company Data: Scherer PAC-CCR

Mann-Whitney (Wilcoxon Rank Sum)

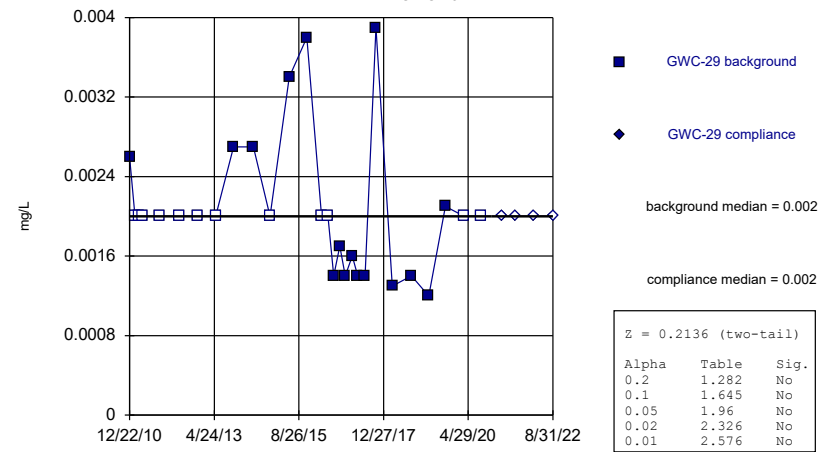
GWA-49 (bg)



Constituent: Chromium, Total Analysis Run 5/4/2023 12:22 PM View: Mann-Whitney
Plant Scherer Client: Southern Company Data: Scherer PAC-CCR

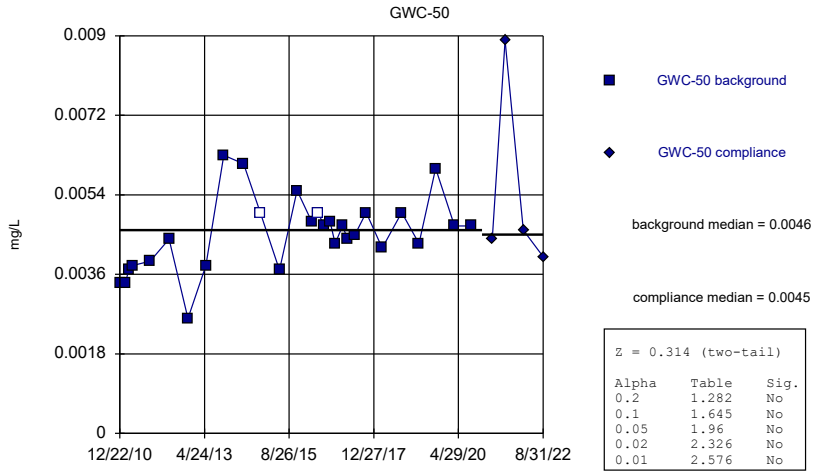
Mann-Whitney (Wilcoxon Rank Sum)

GWC-29



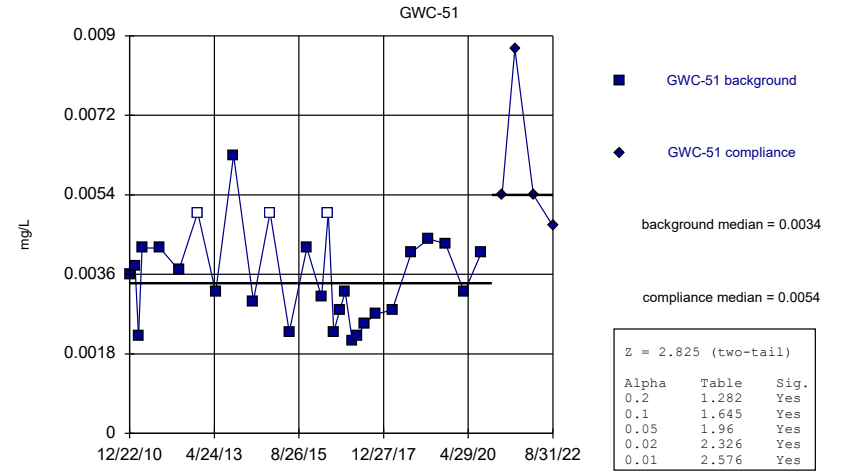
Constituent: Chromium, Total Analysis Run 5/4/2023 12:22 PM View: Mann-Whitney
Plant Scherer Client: Southern Company Data: Scherer PAC-CCR

Mann-Whitney (Wilcoxon Rank Sum)



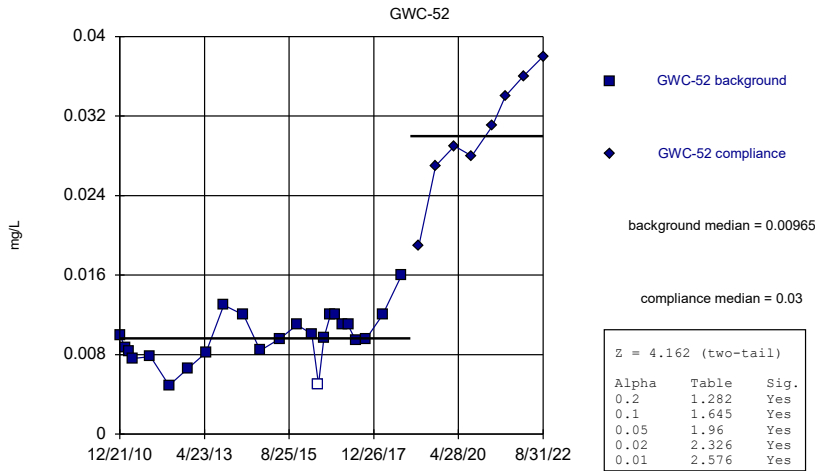
Constituent: Chromium, Total Analysis Run 5/4/2023 12:22 PM View: Mann-Whitney
Plant Scherer Client: Southern Company Data: Scherer PAC-CCR

Mann-Whitney (Wilcoxon Rank Sum)



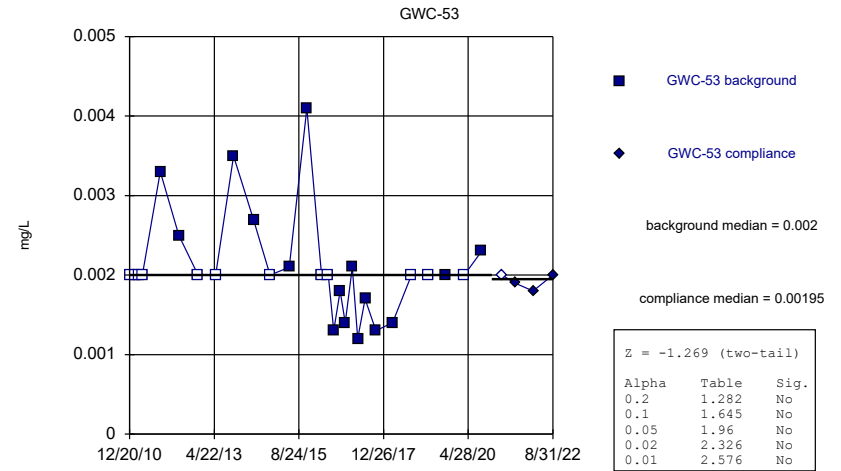
Constituent: Chromium, Total Analysis Run 5/4/2023 12:22 PM View: Mann-Whitney
Plant Scherer Client: Southern Company Data: Scherer PAC-CCR

Mann-Whitney (Wilcoxon Rank Sum)



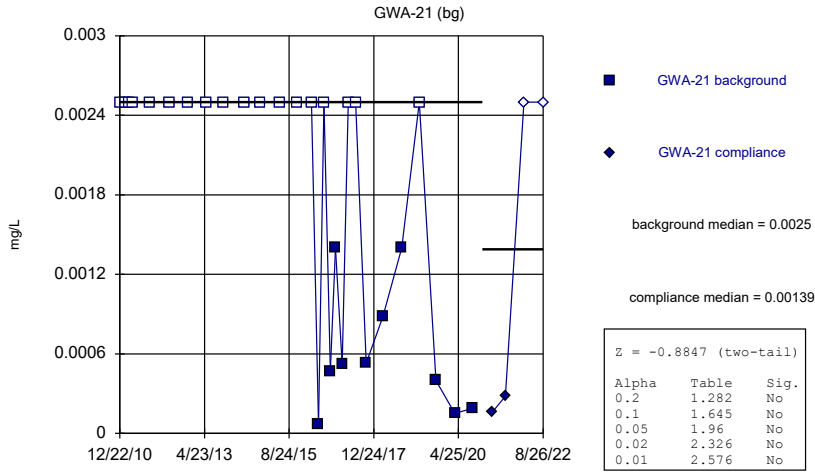
Constituent: Chromium, Total Analysis Run 5/4/2023 12:22 PM View: Mann-Whitney
Plant Scherer Client: Southern Company Data: Scherer PAC-CCR

Mann-Whitney (Wilcoxon Rank Sum)



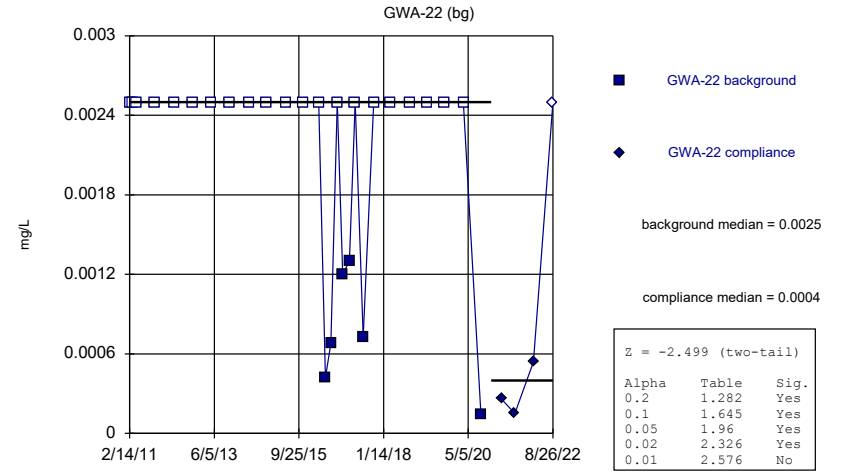
Constituent: Chromium, Total Analysis Run 5/4/2023 12:22 PM View: Mann-Whitney
Plant Scherer Client: Southern Company Data: Scherer PAC-CCR

Mann-Whitney (Wilcoxon Rank Sum)



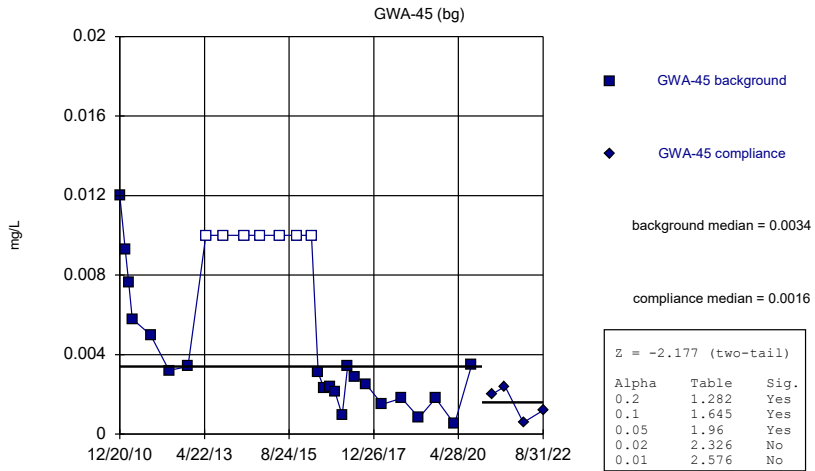
Constituent: Cobalt, Total Analysis Run 5/4/2023 12:22 PM View: Mann-Whitney
 Plant Scherer Client: Southern Company Data: Scherer PAC-CCR

Mann-Whitney (Wilcoxon Rank Sum)



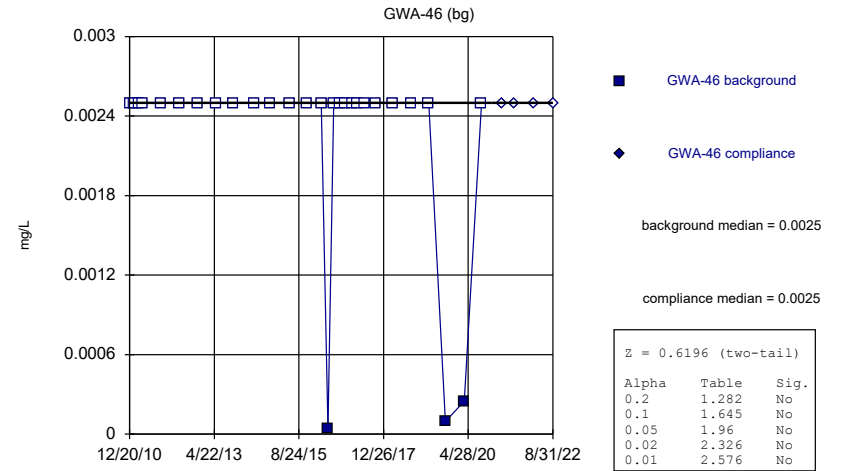
Constituent: Cobalt, Total Analysis Run 5/4/2023 12:22 PM View: Mann-Whitney
 Plant Scherer Client: Southern Company Data: Scherer PAC-CCR

Mann-Whitney (Wilcoxon Rank Sum)



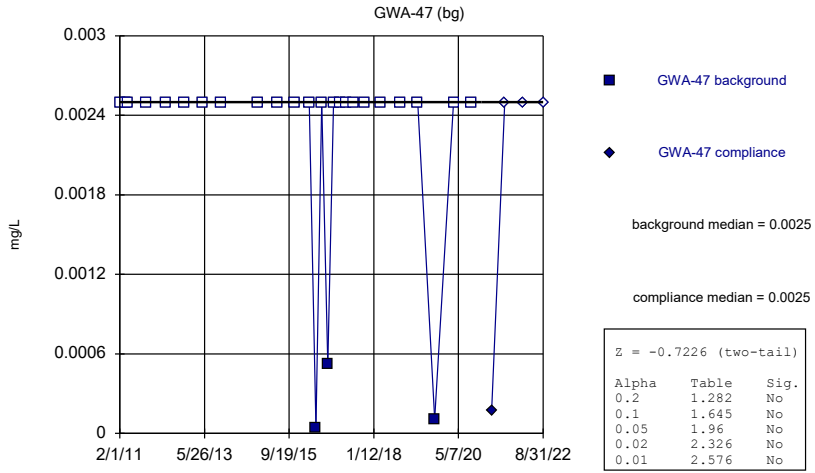
Constituent: Cobalt, Total Analysis Run 5/4/2023 12:22 PM View: Mann-Whitney
 Plant Scherer Client: Southern Company Data: Scherer PAC-CCR

Mann-Whitney (Wilcoxon Rank Sum)



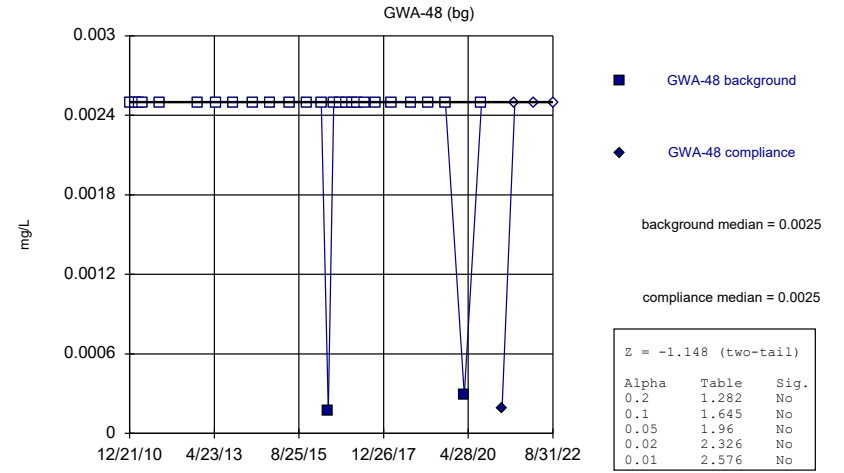
Constituent: Cobalt, Total Analysis Run 5/4/2023 12:22 PM View: Mann-Whitney
 Plant Scherer Client: Southern Company Data: Scherer PAC-CCR

Mann-Whitney (Wilcoxon Rank Sum)



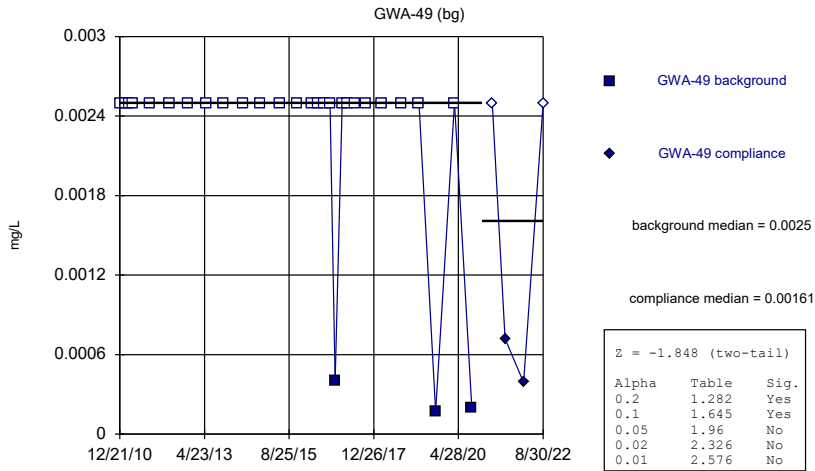
Constituent: Cobalt, Total Analysis Run 5/4/2023 12:22 PM View: Mann-Whitney
Plant Scherer Client: Southern Company Data: Scherer PAC-CCR

Mann-Whitney (Wilcoxon Rank Sum)



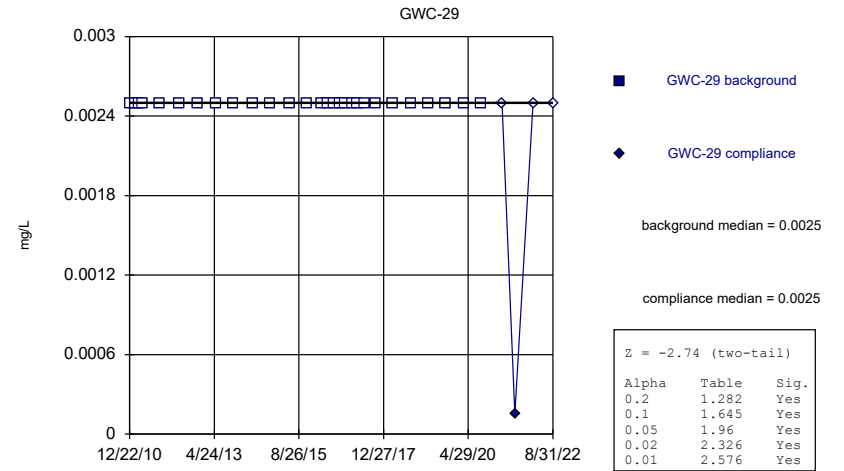
Constituent: Cobalt, Total Analysis Run 5/4/2023 12:22 PM View: Mann-Whitney
Plant Scherer Client: Southern Company Data: Scherer PAC-CCR

Mann-Whitney (Wilcoxon Rank Sum)



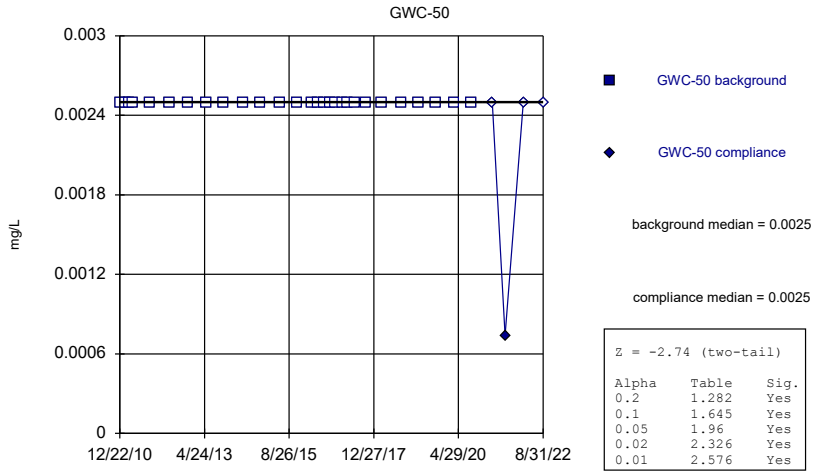
Constituent: Cobalt, Total Analysis Run 5/4/2023 12:22 PM View: Mann-Whitney
Plant Scherer Client: Southern Company Data: Scherer PAC-CCR

Mann-Whitney (Wilcoxon Rank Sum)



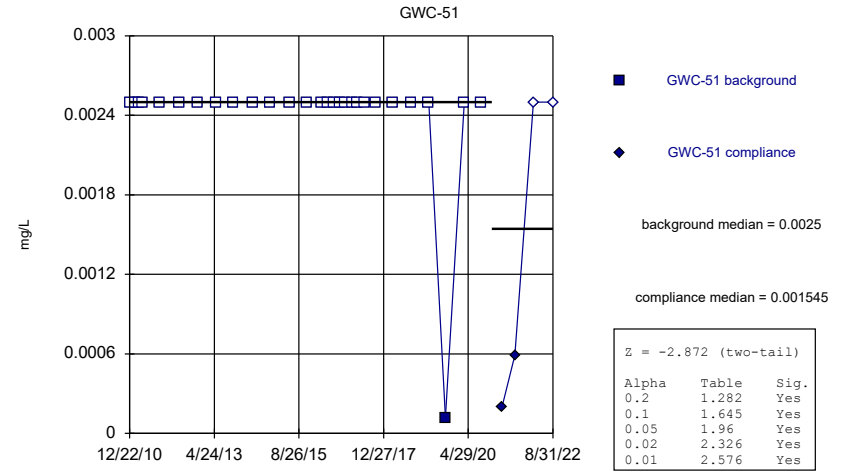
Constituent: Cobalt, Total Analysis Run 5/4/2023 12:22 PM View: Mann-Whitney
Plant Scherer Client: Southern Company Data: Scherer PAC-CCR

Mann-Whitney (Wilcoxon Rank Sum)



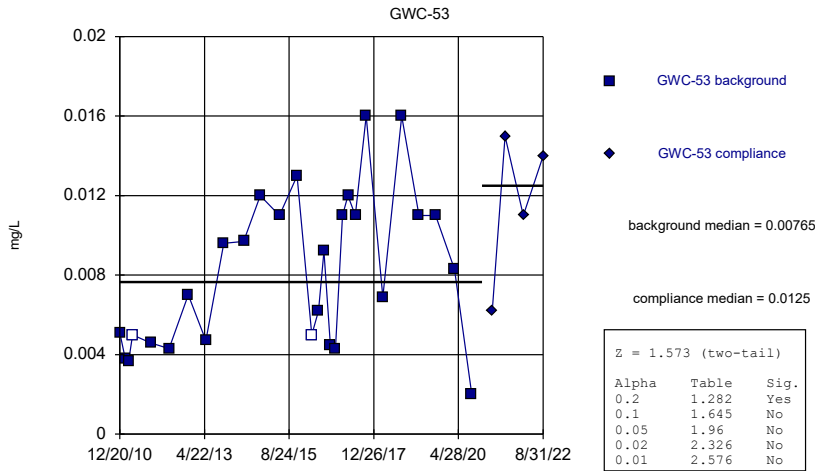
Constituent: Cobalt, Total Analysis Run 5/4/2023 12:22 PM View: Mann-Whitney
Plant Scherer Client: Southern Company Data: Scherer PAC-CCR

Mann-Whitney (Wilcoxon Rank Sum)



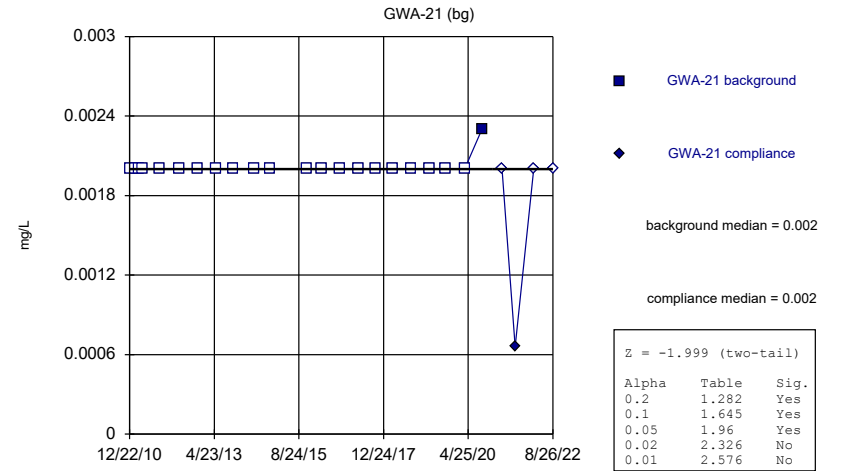
Constituent: Cobalt, Total Analysis Run 5/4/2023 12:22 PM View: Mann-Whitney
Plant Scherer Client: Southern Company Data: Scherer PAC-CCR

Mann-Whitney (Wilcoxon Rank Sum)



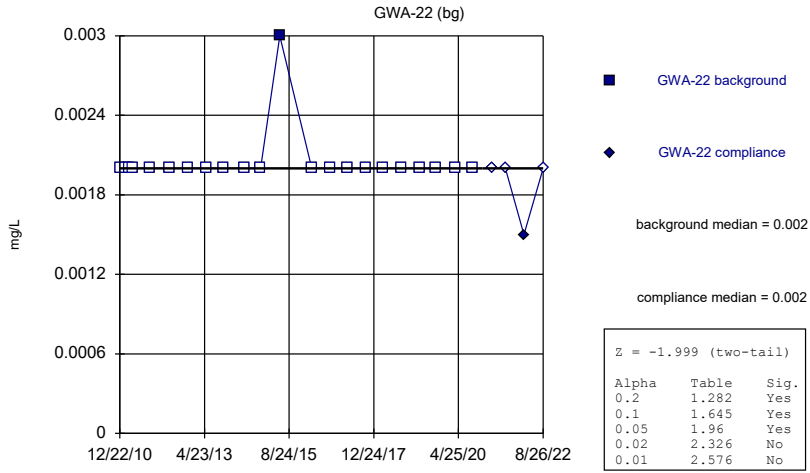
Constituent: Cobalt, Total Analysis Run 5/4/2023 12:22 PM View: Mann-Whitney
Plant Scherer Client: Southern Company Data: Scherer PAC-CCR

Mann-Whitney (Wilcoxon Rank Sum)



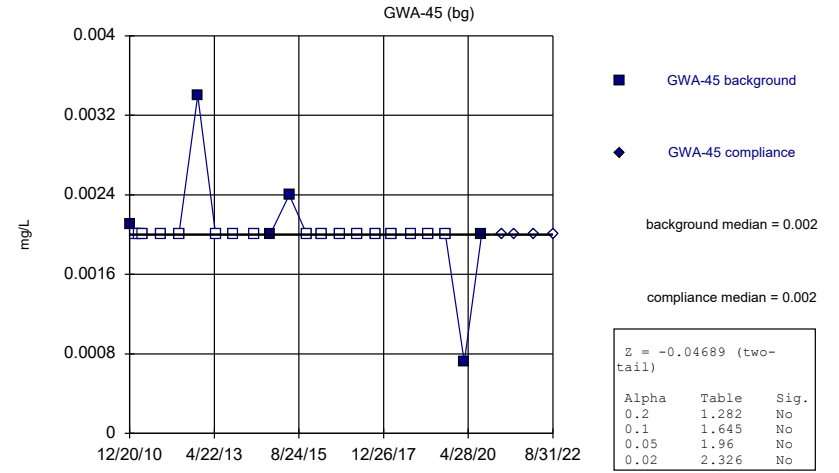
Constituent: Copper, Total Analysis Run 5/4/2023 12:22 PM View: Mann-Whitney
Plant Scherer Client: Southern Company Data: Scherer PAC-CCR

Mann-Whitney (Wilcoxon Rank Sum)



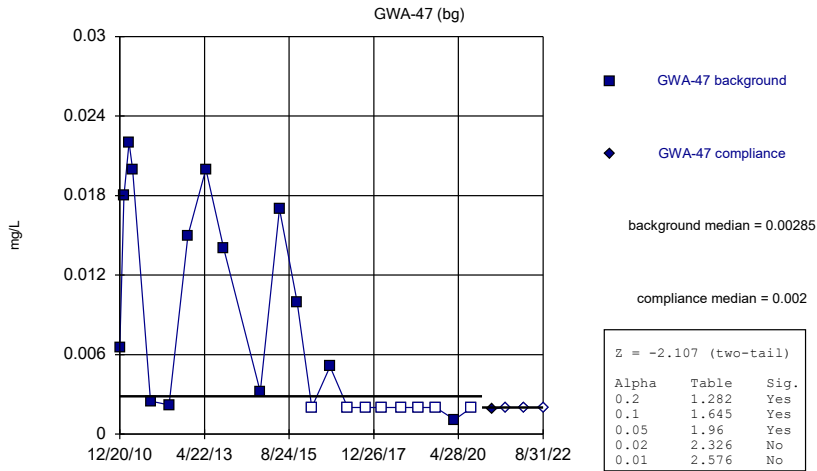
Constituent: Copper, Total Analysis Run 5/4/2023 12:22 PM View: Mann-Whitney
Plant Scherer Client: Southern Company Data: Scherer PAC-CCR

Mann-Whitney (Wilcoxon Rank Sum)



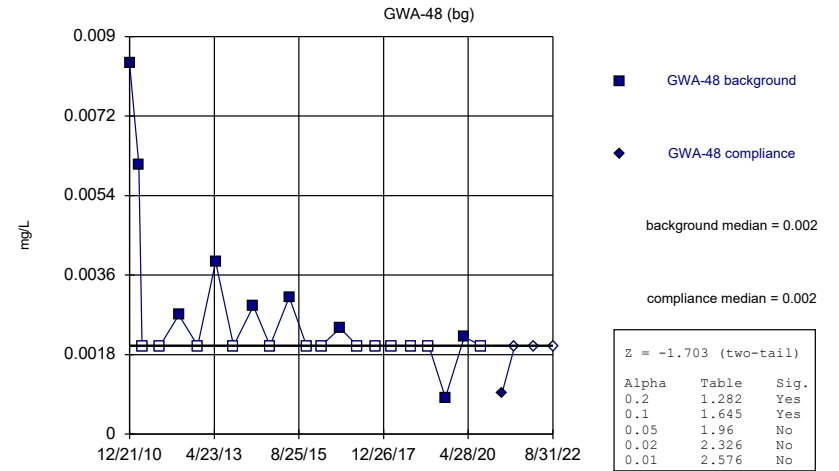
Constituent: Copper, Total Analysis Run 5/4/2023 12:22 PM View: Mann-Whitney
Plant Scherer Client: Southern Company Data: Scherer PAC-CCR

Mann-Whitney (Wilcoxon Rank Sum)



Constituent: Copper, Total Analysis Run 5/4/2023 12:22 PM View: Mann-Whitney
Plant Scherer Client: Southern Company Data: Scherer PAC-CCR

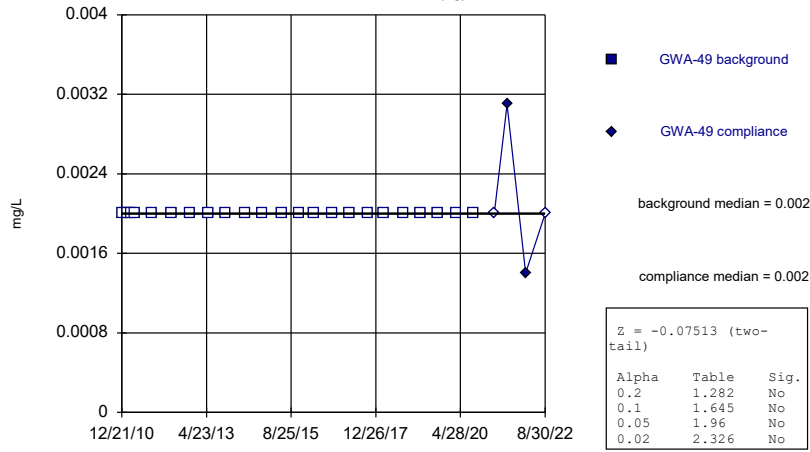
Mann-Whitney (Wilcoxon Rank Sum)



Constituent: Copper, Total Analysis Run 5/4/2023 12:22 PM View: Mann-Whitney
Plant Scherer Client: Southern Company Data: Scherer PAC-CCR

Mann-Whitney (Wilcoxon Rank Sum)

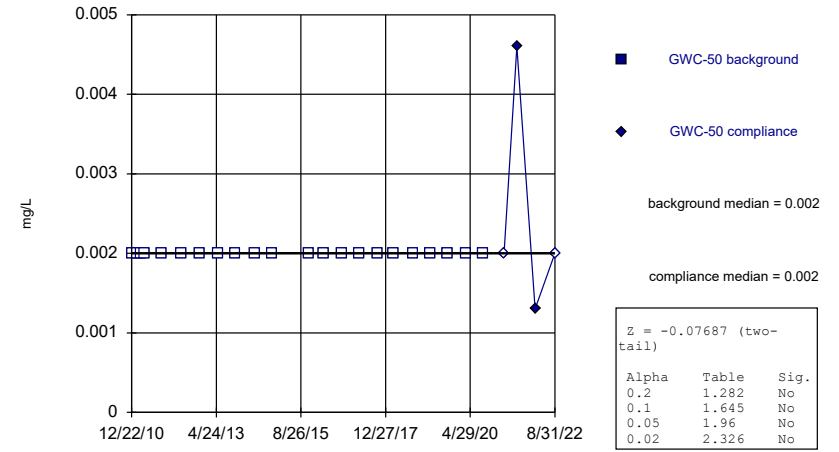
GWA-49 (bg)



Constituent: Copper, Total Analysis Run 5/4/2023 12:22 PM View: Mann-Whitney
 Plant Scherer Client: Southern Company Data: Scherer PAC-CCR

Mann-Whitney (Wilcoxon Rank Sum)

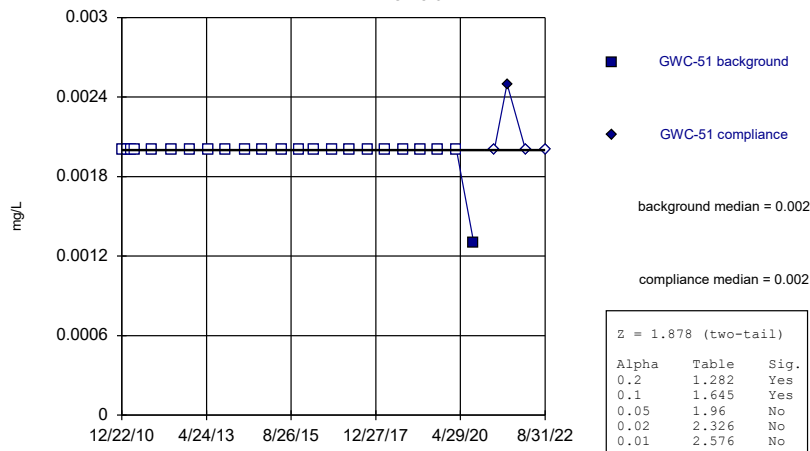
GWC-50



Constituent: Copper, Total Analysis Run 5/4/2023 12:23 PM View: Mann-Whitney
 Plant Scherer Client: Southern Company Data: Scherer PAC-CCR

Mann-Whitney (Wilcoxon Rank Sum)

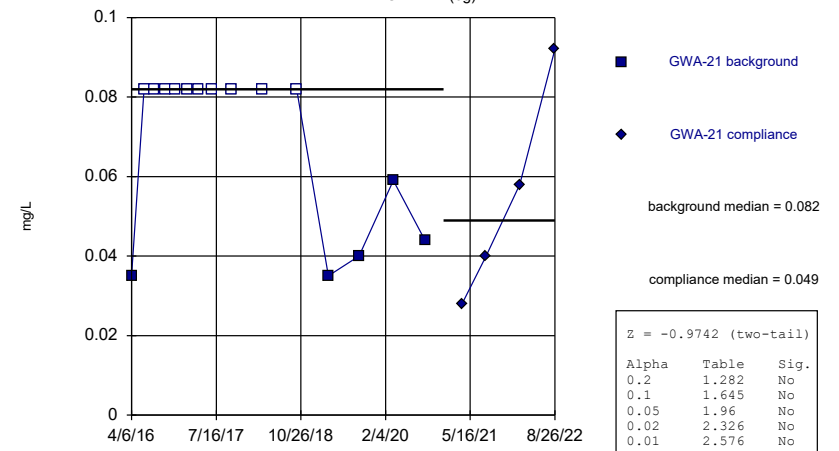
GWC-51



Constituent: Copper, Total Analysis Run 5/4/2023 12:23 PM View: Mann-Whitney
 Plant Scherer Client: Southern Company Data: Scherer PAC-CCR

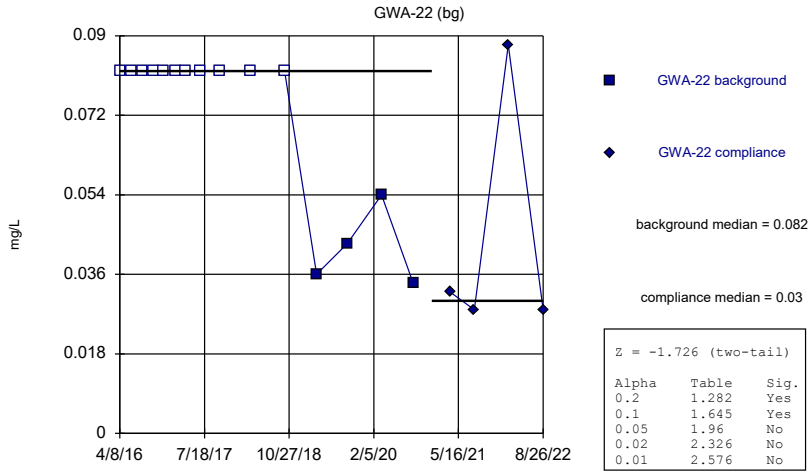
Mann-Whitney (Wilcoxon Rank Sum)

GWA-21 (bg)



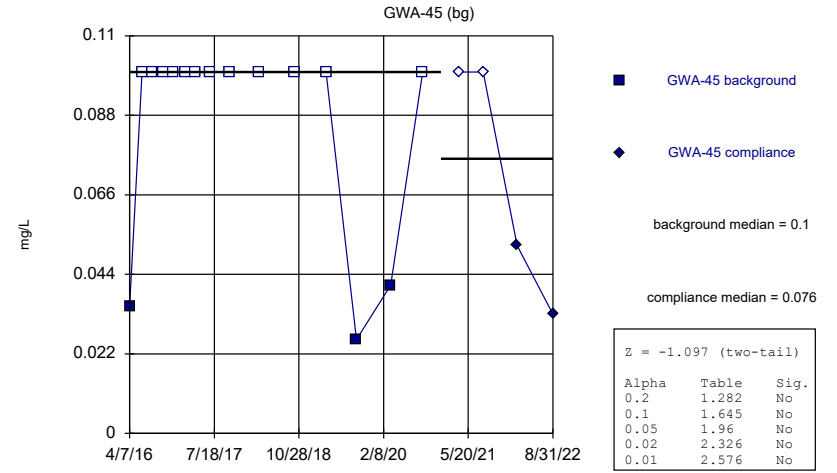
Constituent: Fluoride Analysis Run 5/4/2023 12:23 PM View: Mann-Whitney
 Plant Scherer Client: Southern Company Data: Scherer PAC-CCR

Mann-Whitney (Wilcoxon Rank Sum)



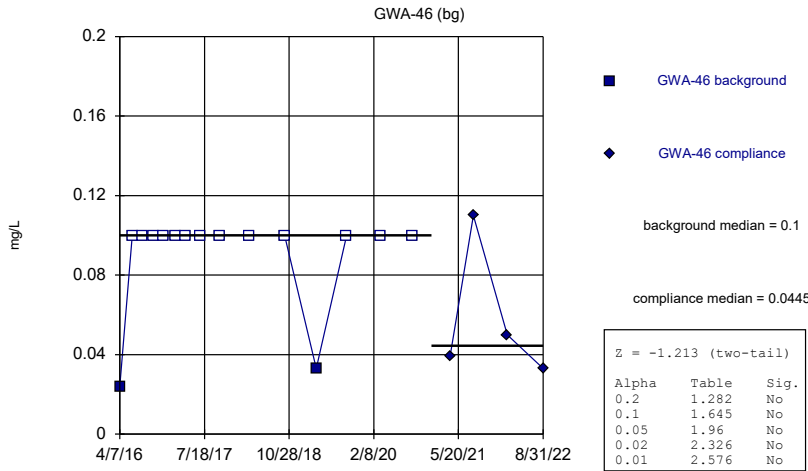
Constituent: Fluoride Analysis Run 5/4/2023 12:23 PM View: Mann-Whitney
 Plant Scherer Client: Southern Company Data: Scherer PAC-CCR

Mann-Whitney (Wilcoxon Rank Sum)



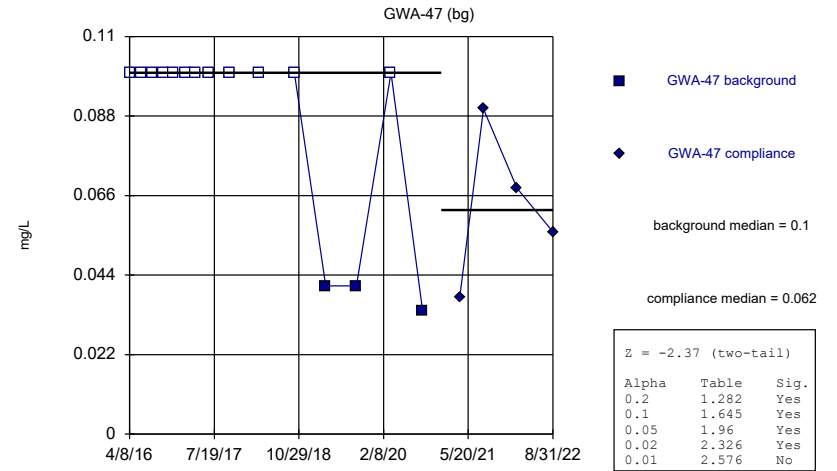
Constituent: Fluoride Analysis Run 5/4/2023 12:23 PM View: Mann-Whitney
 Plant Scherer Client: Southern Company Data: Scherer PAC-CCR

Mann-Whitney (Wilcoxon Rank Sum)



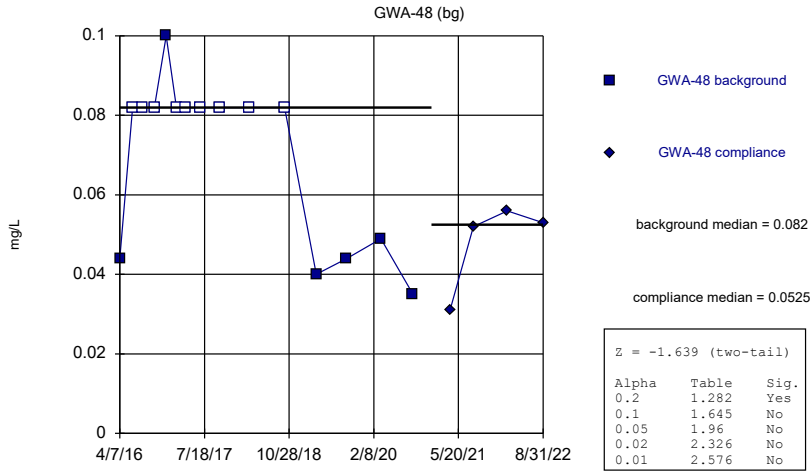
Constituent: Fluoride Analysis Run 5/4/2023 12:23 PM View: Mann-Whitney
 Plant Scherer Client: Southern Company Data: Scherer PAC-CCR

Mann-Whitney (Wilcoxon Rank Sum)



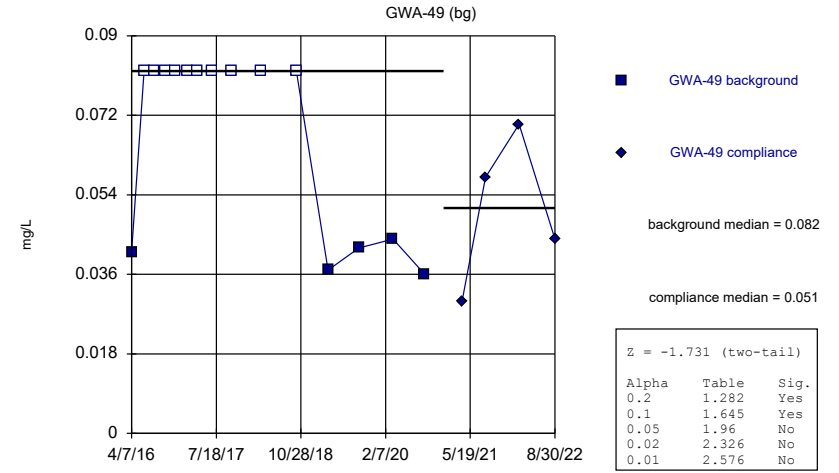
Constituent: Fluoride Analysis Run 5/4/2023 12:23 PM View: Mann-Whitney
 Plant Scherer Client: Southern Company Data: Scherer PAC-CCR

Mann-Whitney (Wilcoxon Rank Sum)



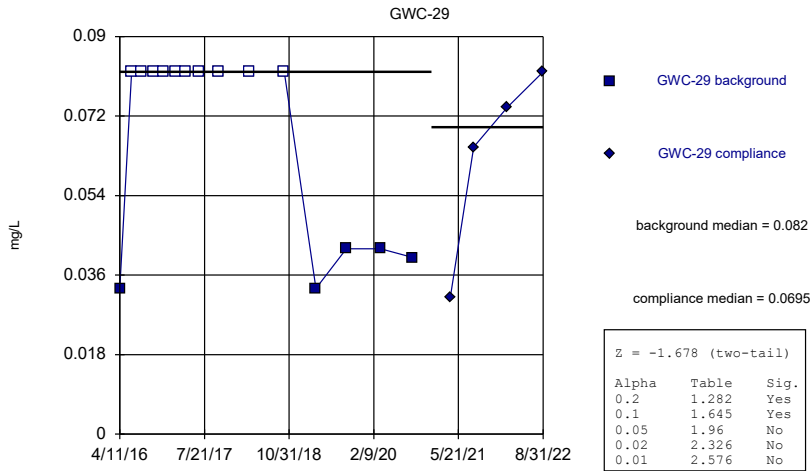
Constituent: Fluoride Analysis Run 5/4/2023 12:23 PM View: Mann-Whitney
Plant Scherer Client: Southern Company Data: Scherer PAC-CCR

Mann-Whitney (Wilcoxon Rank Sum)



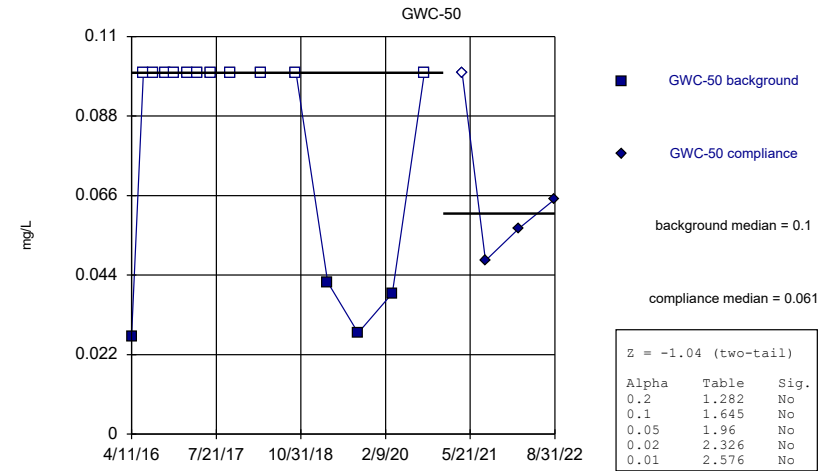
Constituent: Fluoride Analysis Run 5/4/2023 12:23 PM View: Mann-Whitney
Plant Scherer Client: Southern Company Data: Scherer PAC-CCR

Mann-Whitney (Wilcoxon Rank Sum)



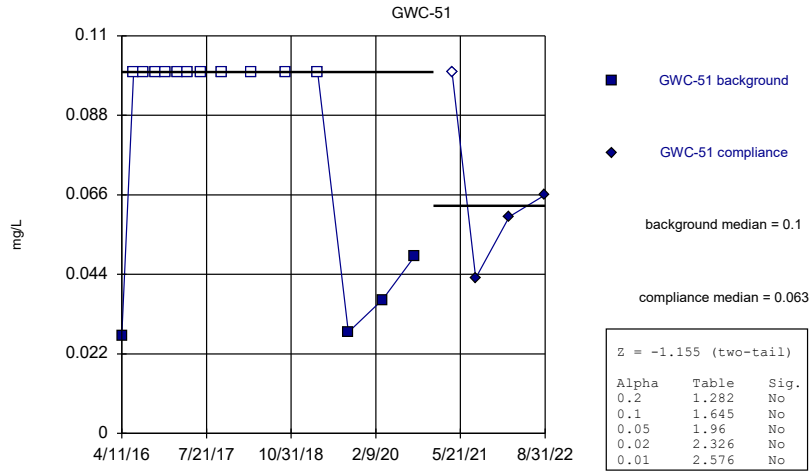
Constituent: Fluoride Analysis Run 5/4/2023 12:23 PM View: Mann-Whitney
Plant Scherer Client: Southern Company Data: Scherer PAC-CCR

Mann-Whitney (Wilcoxon Rank Sum)



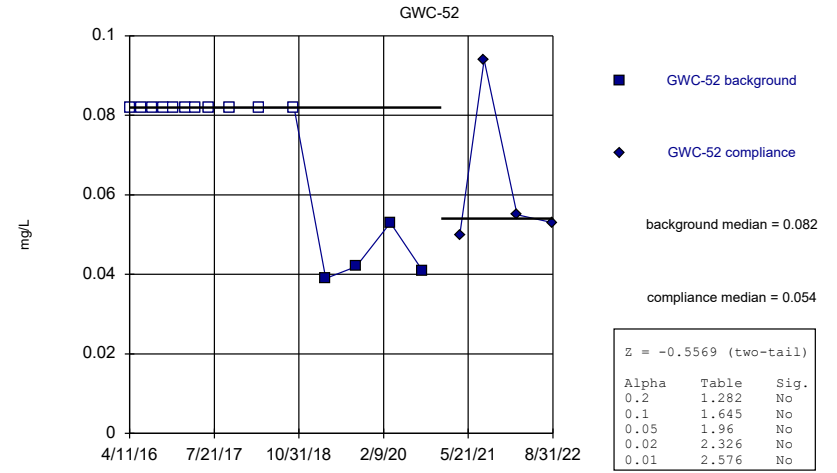
Constituent: Fluoride Analysis Run 5/4/2023 12:23 PM View: Mann-Whitney
Plant Scherer Client: Southern Company Data: Scherer PAC-CCR

Mann-Whitney (Wilcoxon Rank Sum)



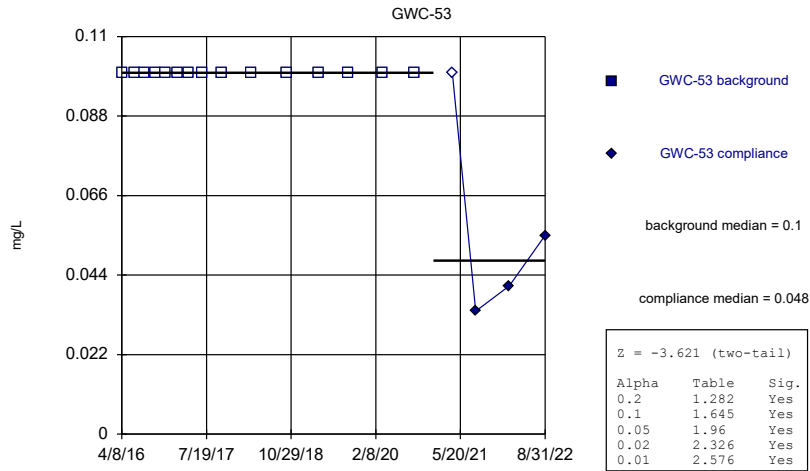
Constituent: Fluoride Analysis Run 5/4/2023 12:23 PM View: Mann-Whitney
Plant Scherer Client: Southern Company Data: Scherer PAC-CCR

Mann-Whitney (Wilcoxon Rank Sum)



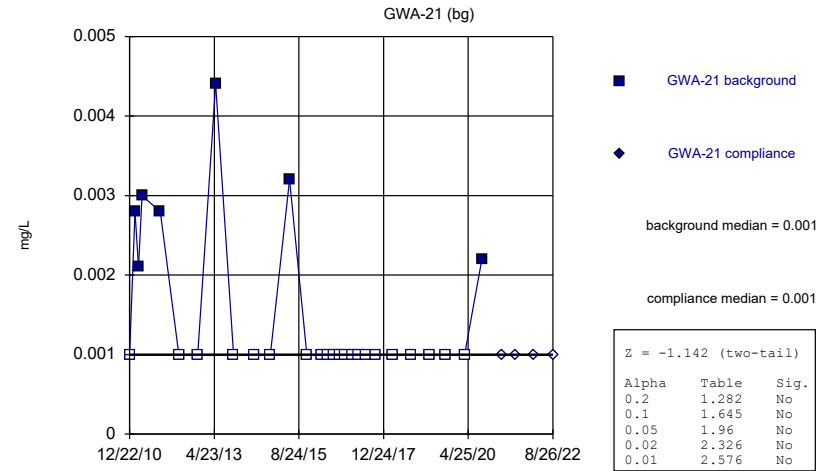
Constituent: Fluoride Analysis Run 5/4/2023 12:23 PM View: Mann-Whitney
Plant Scherer Client: Southern Company Data: Scherer PAC-CCR

Mann-Whitney (Wilcoxon Rank Sum)



Constituent: Fluoride Analysis Run 5/4/2023 12:23 PM View: Mann-Whitney
Plant Scherer Client: Southern Company Data: Scherer PAC-CCR

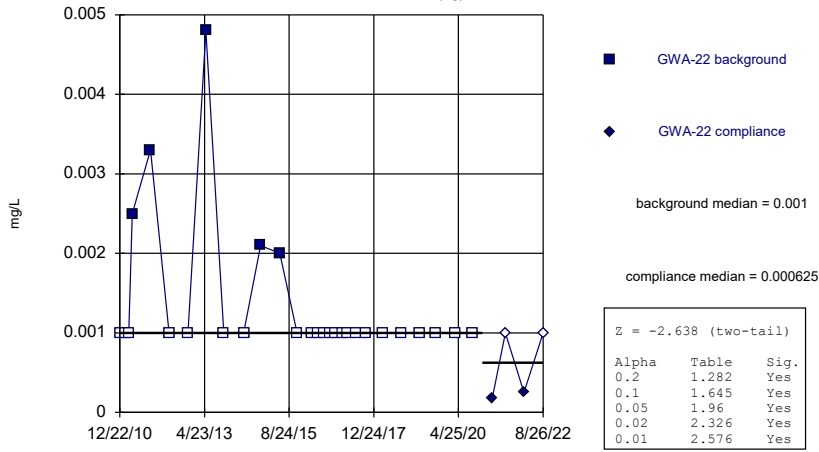
Mann-Whitney (Wilcoxon Rank Sum)



Constituent: Lead, Total Analysis Run 5/4/2023 12:23 PM View: Mann-Whitney
Plant Scherer Client: Southern Company Data: Scherer PAC-CCR

Mann-Whitney (Wilcoxon Rank Sum)

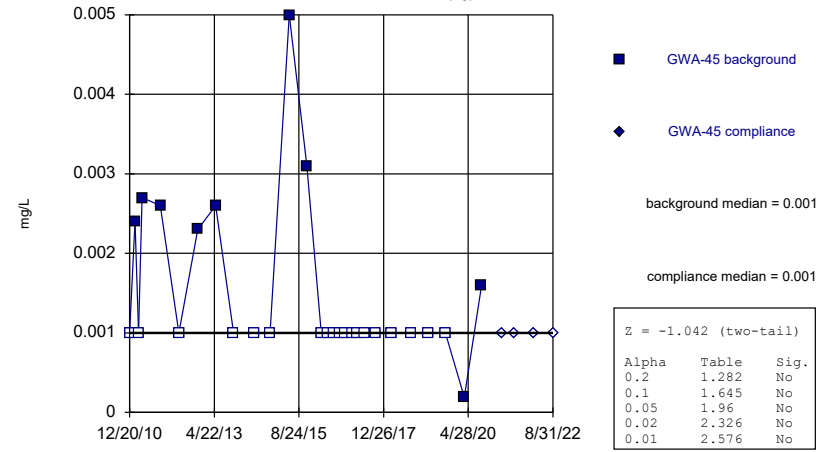
GWA-22 (bg)



Constituent: Lead, Total Analysis Run 5/4/2023 12:23 PM View: Mann-Whitney
Plant Scherer Client: Southern Company Data: Scherer PAC-CCR

Mann-Whitney (Wilcoxon Rank Sum)

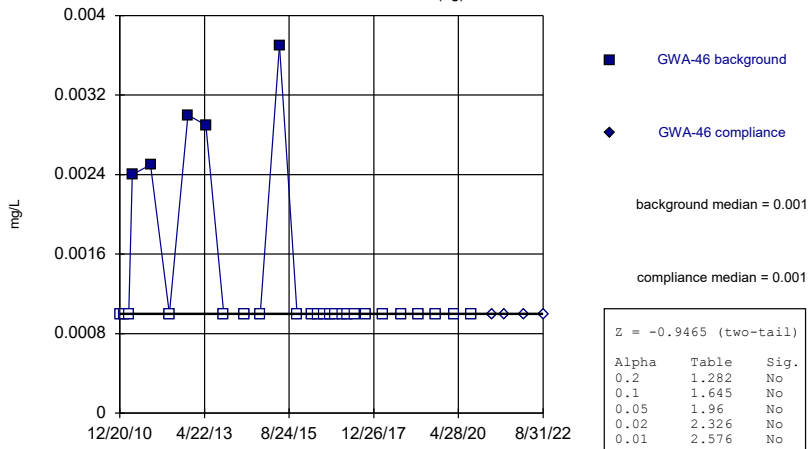
GWA-45 (bg)



Constituent: Lead, Total Analysis Run 5/4/2023 12:23 PM View: Mann-Whitney
Plant Scherer Client: Southern Company Data: Scherer PAC-CCR

Mann-Whitney (Wilcoxon Rank Sum)

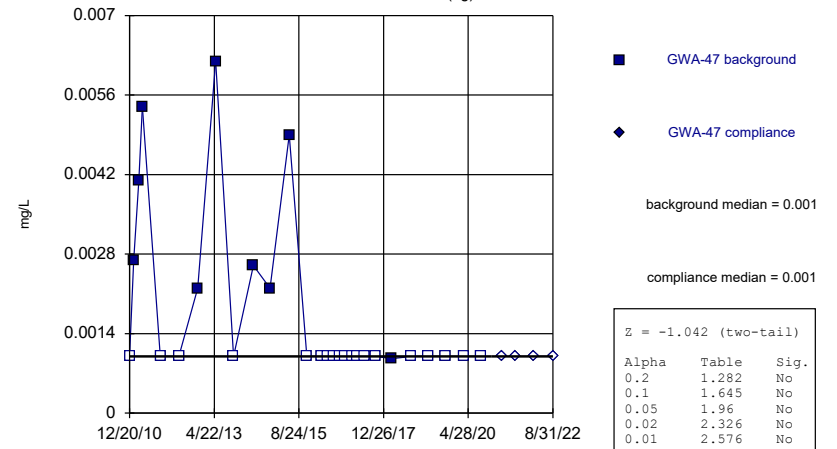
GWA-46 (bg)



Constituent: Lead, Total Analysis Run 5/4/2023 12:23 PM View: Mann-Whitney
Plant Scherer Client: Southern Company Data: Scherer PAC-CCR

Mann-Whitney (Wilcoxon Rank Sum)

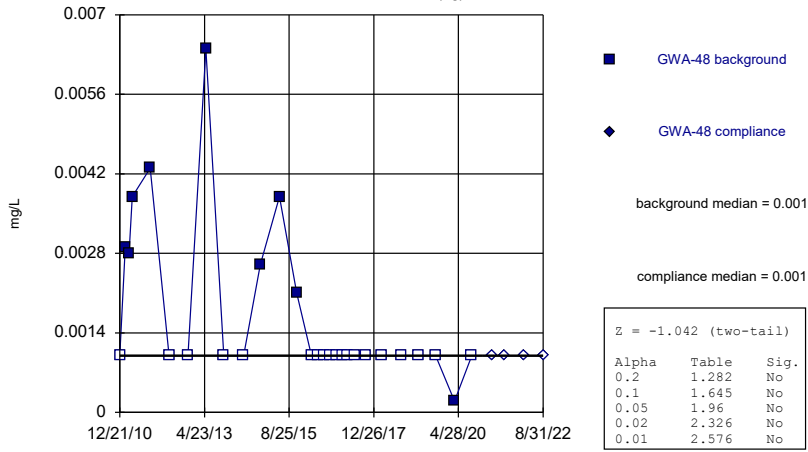
GWA-47 (bg)



Constituent: Lead, Total Analysis Run 5/4/2023 12:23 PM View: Mann-Whitney
Plant Scherer Client: Southern Company Data: Scherer PAC-CCR

Mann-Whitney (Wilcoxon Rank Sum)

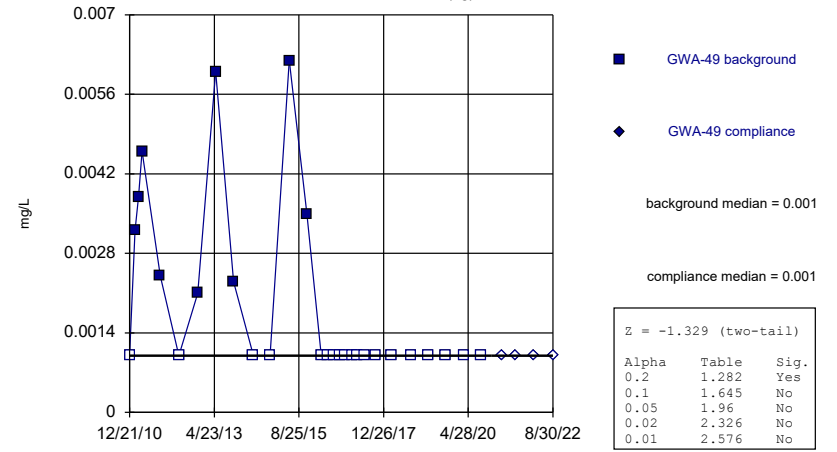
GWA-48 (bg)



Constituent: Lead, Total Analysis Run 5/4/2023 12:23 PM View: Mann-Whitney
Plant Scherer Client: Southern Company Data: Scherer PAC-CCR

Mann-Whitney (Wilcoxon Rank Sum)

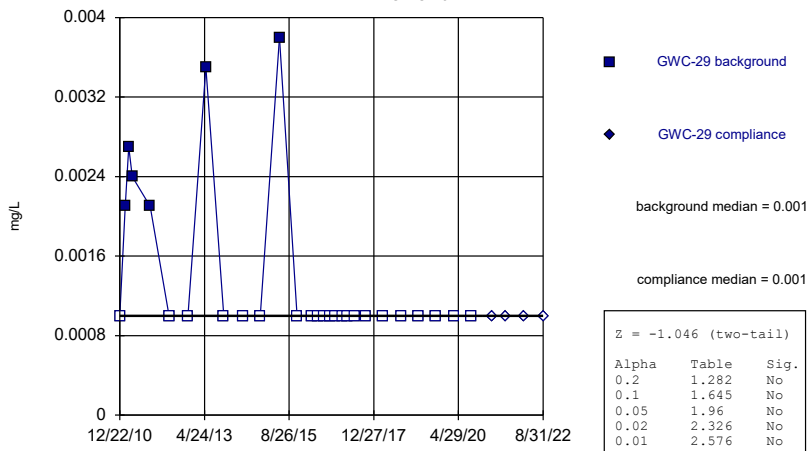
GWA-49 (bg)



Constituent: Lead, Total Analysis Run 5/4/2023 12:23 PM View: Mann-Whitney
Plant Scherer Client: Southern Company Data: Scherer PAC-CCR

Mann-Whitney (Wilcoxon Rank Sum)

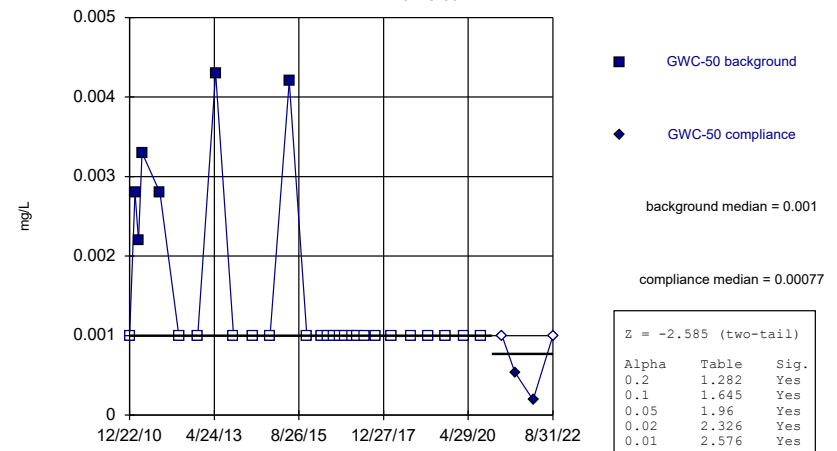
GWC-29



Constituent: Lead, Total Analysis Run 5/4/2023 12:23 PM View: Mann-Whitney
Plant Scherer Client: Southern Company Data: Scherer PAC-CCR

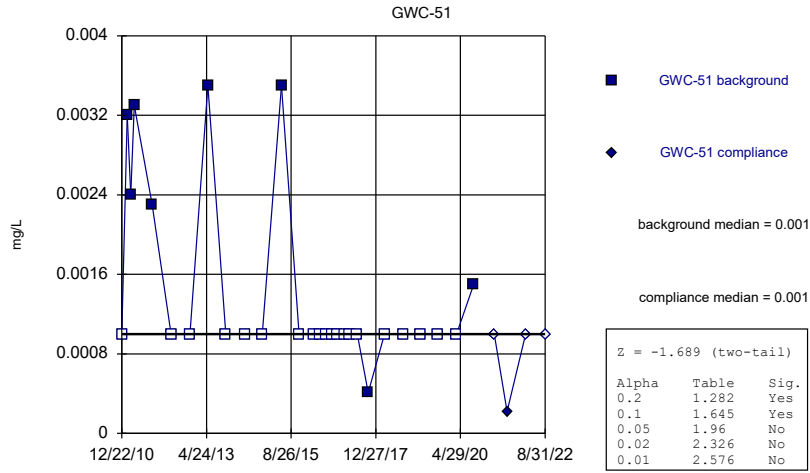
Mann-Whitney (Wilcoxon Rank Sum)

GWC-50



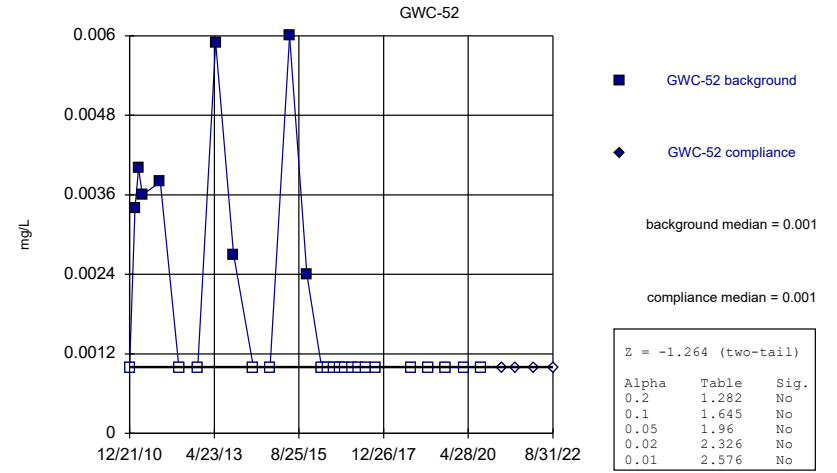
Constituent: Lead, Total Analysis Run 5/4/2023 12:23 PM View: Mann-Whitney
Plant Scherer Client: Southern Company Data: Scherer PAC-CCR

Mann-Whitney (Wilcoxon Rank Sum)



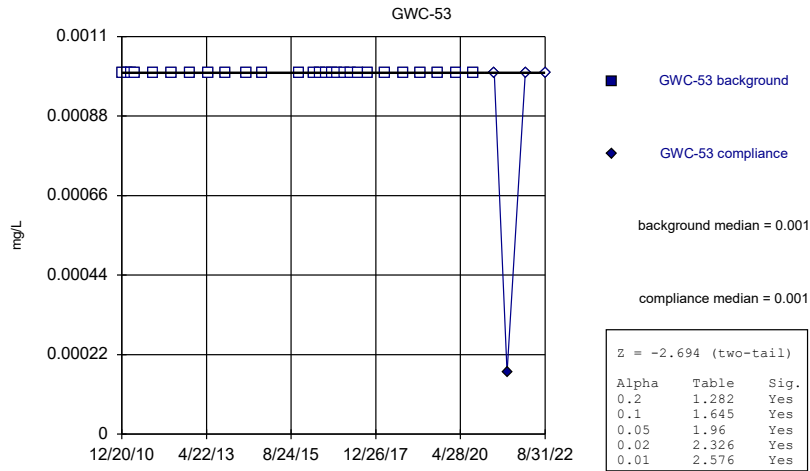
Constituent: Lead, Total Analysis Run 5/4/2023 12:23 PM View: Mann-Whitney
Plant Scherer Client: Southern Company Data: Scherer PAC-CCR

Mann-Whitney (Wilcoxon Rank Sum)



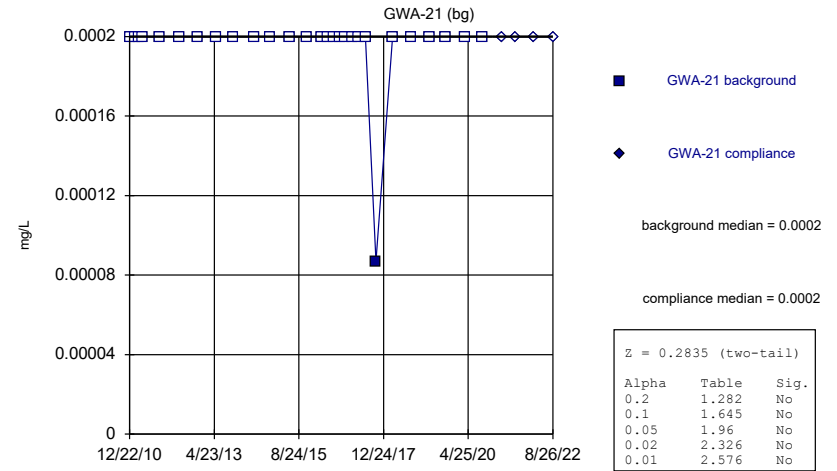
Constituent: Lead, Total Analysis Run 5/4/2023 12:23 PM View: Mann-Whitney
Plant Scherer Client: Southern Company Data: Scherer PAC-CCR

Mann-Whitney (Wilcoxon Rank Sum)



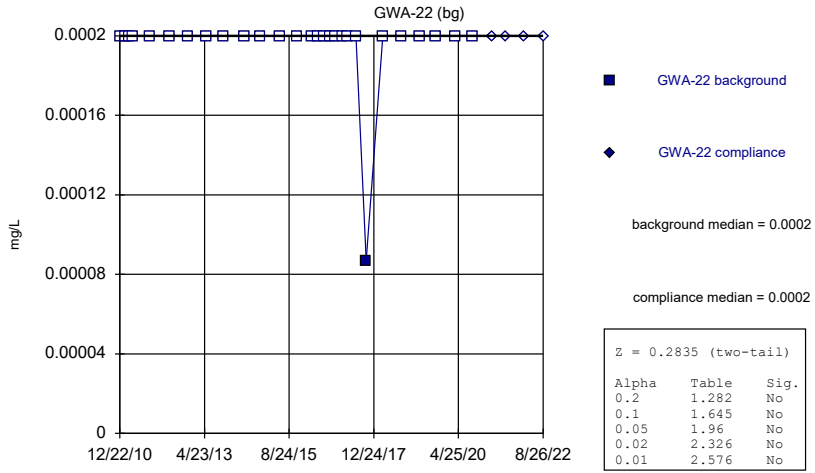
Constituent: Lead, Total Analysis Run 5/4/2023 12:23 PM View: Mann-Whitney
Plant Scherer Client: Southern Company Data: Scherer PAC-CCR

Mann-Whitney (Wilcoxon Rank Sum)



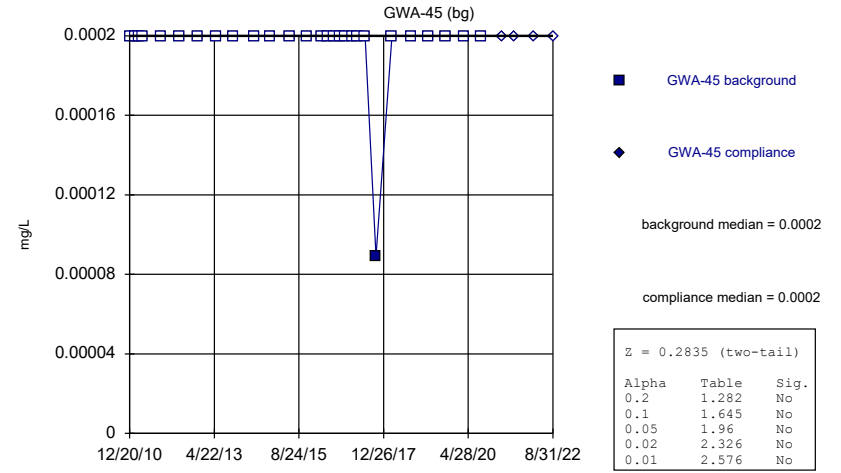
Constituent: Mercury, Total Analysis Run 5/4/2023 12:23 PM View: Mann-Whitney
Plant Scherer Client: Southern Company Data: Scherer PAC-CCR

Mann-Whitney (Wilcoxon Rank Sum)



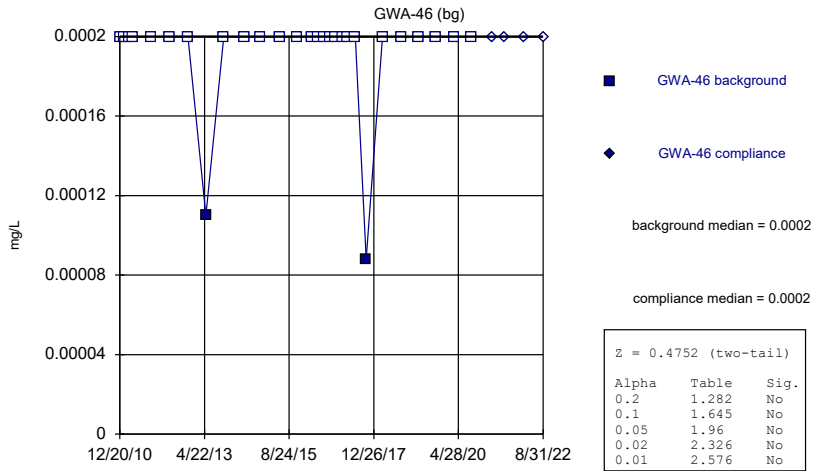
Constituent: Mercury, Total Analysis Run 5/4/2023 12:23 PM View: Mann-Whitney
Plant Scherer Client: Southern Company Data: Scherer PAC-CCR

Mann-Whitney (Wilcoxon Rank Sum)



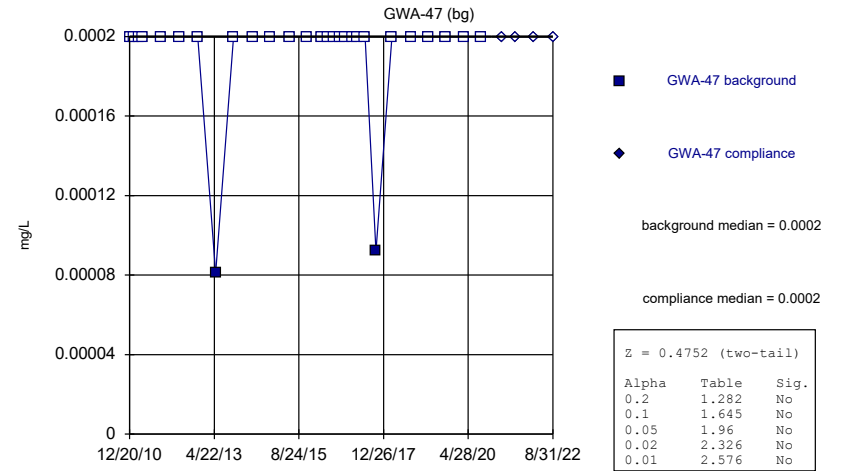
Constituent: Mercury, Total Analysis Run 5/4/2023 12:23 PM View: Mann-Whitney
Plant Scherer Client: Southern Company Data: Scherer PAC-CCR

Mann-Whitney (Wilcoxon Rank Sum)



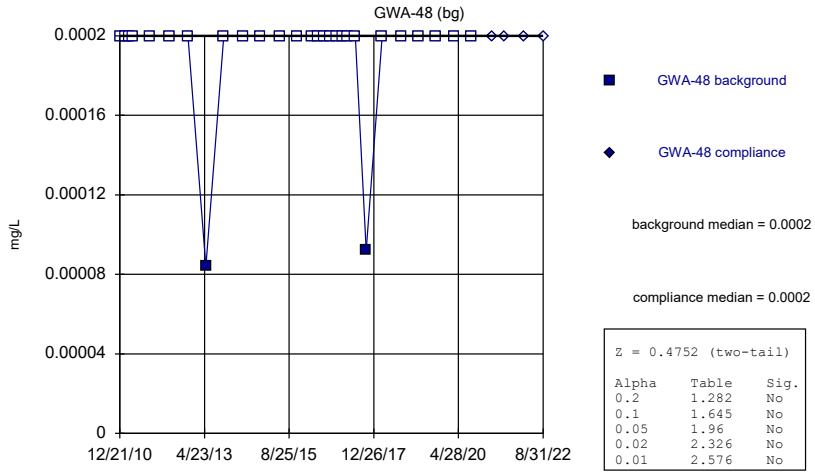
Constituent: Mercury, Total Analysis Run 5/4/2023 12:23 PM View: Mann-Whitney
Plant Scherer Client: Southern Company Data: Scherer PAC-CCR

Mann-Whitney (Wilcoxon Rank Sum)



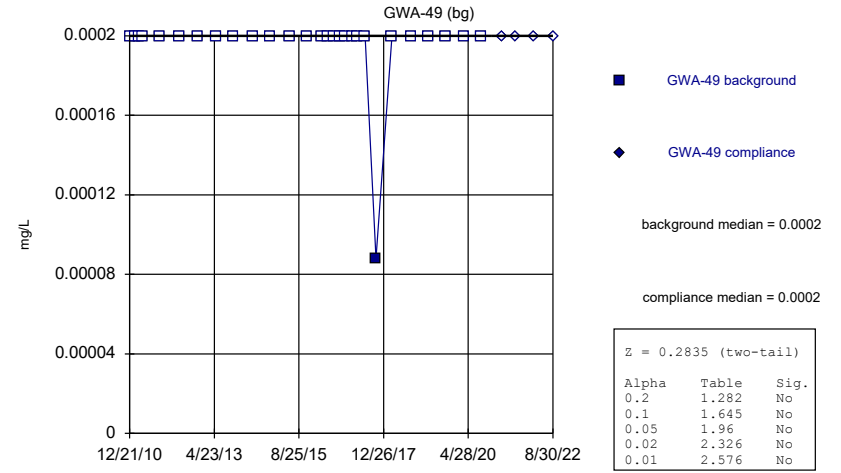
Constituent: Mercury, Total Analysis Run 5/4/2023 12:23 PM View: Mann-Whitney
Plant Scherer Client: Southern Company Data: Scherer PAC-CCR

Mann-Whitney (Wilcoxon Rank Sum)



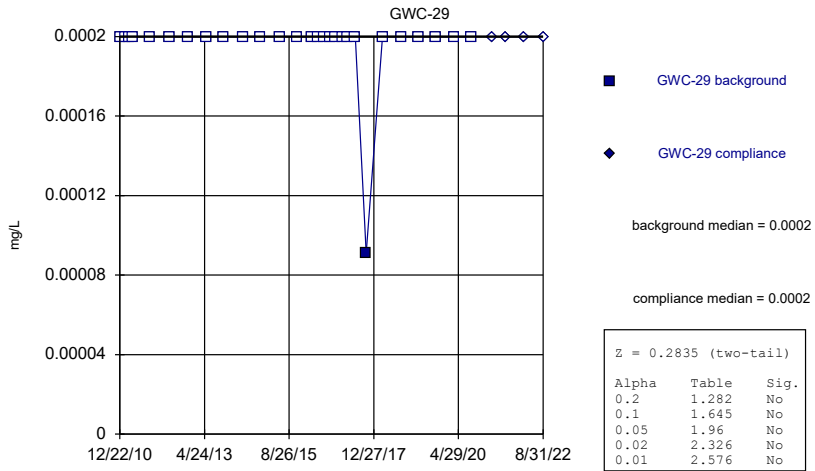
Constituent: Mercury, Total Analysis Run 5/4/2023 12:23 PM View: Mann-Whitney
Plant Scherer Client: Southern Company Data: Scherer PAC-CCR

Mann-Whitney (Wilcoxon Rank Sum)



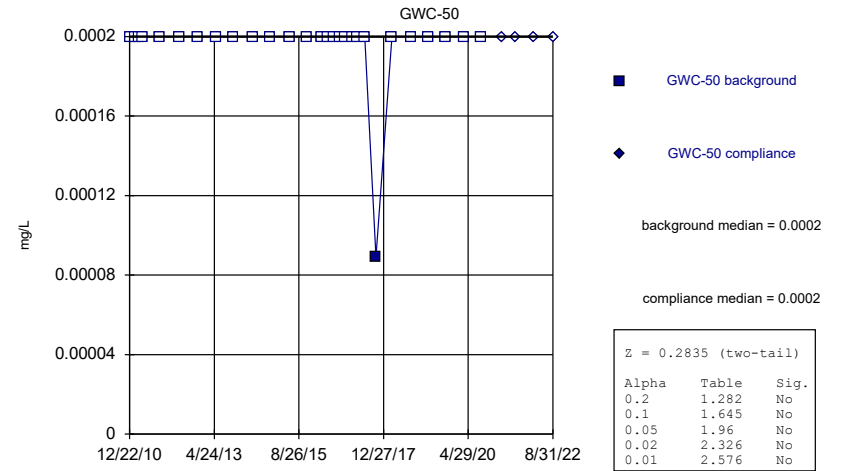
Constituent: Mercury, Total Analysis Run 5/4/2023 12:23 PM View: Mann-Whitney
Plant Scherer Client: Southern Company Data: Scherer PAC-CCR

Mann-Whitney (Wilcoxon Rank Sum)



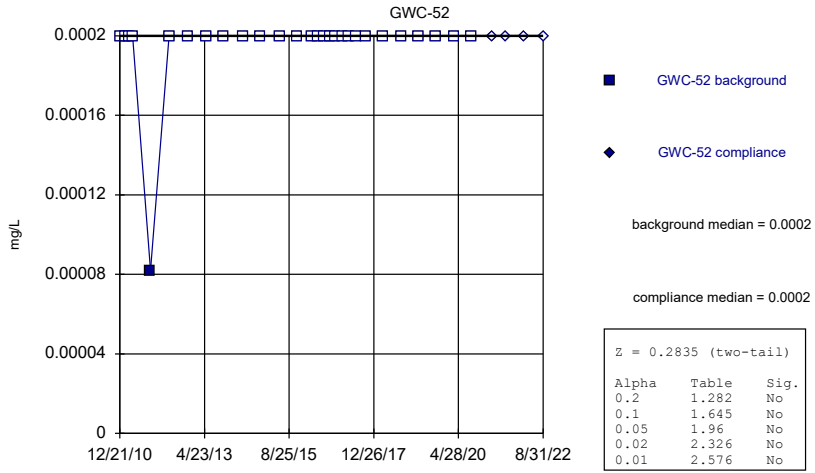
Constituent: Mercury, Total Analysis Run 5/4/2023 12:23 PM View: Mann-Whitney
Plant Scherer Client: Southern Company Data: Scherer PAC-CCR

Mann-Whitney (Wilcoxon Rank Sum)



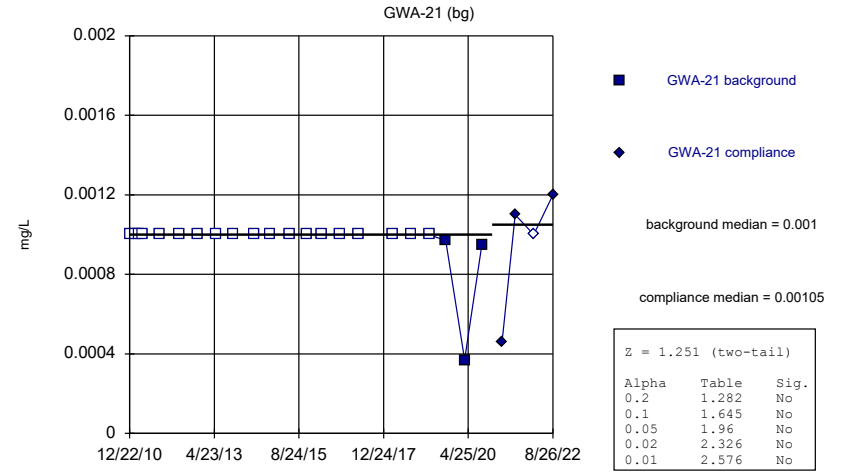
Constituent: Mercury, Total Analysis Run 5/4/2023 12:23 PM View: Mann-Whitney
Plant Scherer Client: Southern Company Data: Scherer PAC-CCR

Mann-Whitney (Wilcoxon Rank Sum)



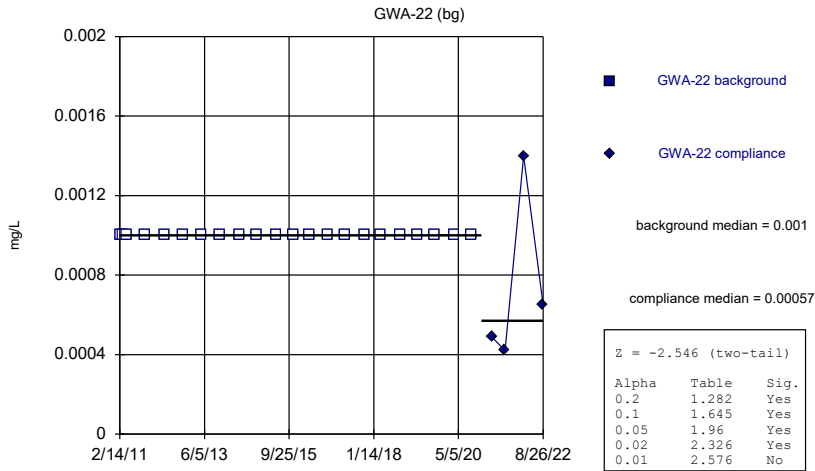
Constituent: Mercury, Total Analysis Run 5/4/2023 12:23 PM View: Mann-Whitney
Plant Scherer Client: Southern Company Data: Scherer PAC-CCR

Mann-Whitney (Wilcoxon Rank Sum)



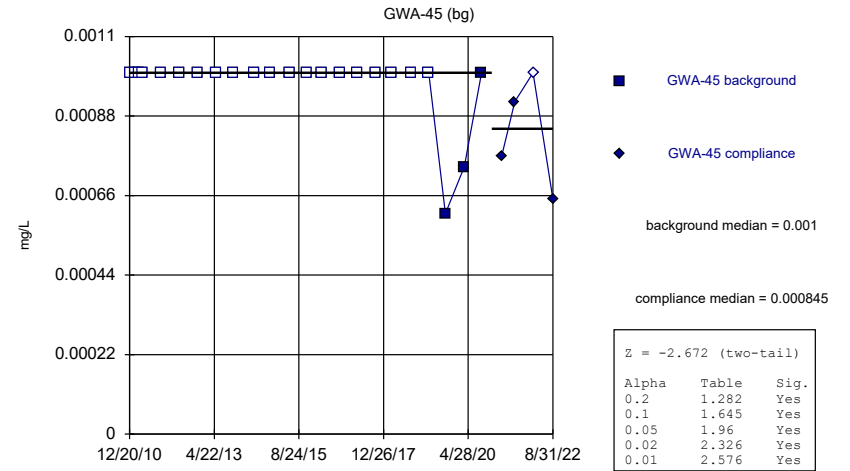
Constituent: Nickel, Total Analysis Run 5/4/2023 12:23 PM View: Mann-Whitney
Plant Scherer Client: Southern Company Data: Scherer PAC-CCR

Mann-Whitney (Wilcoxon Rank Sum)



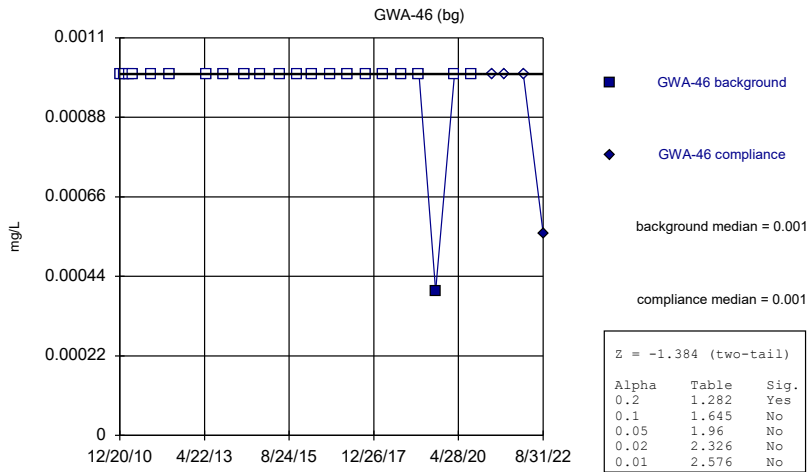
Constituent: Nickel, Total Analysis Run 5/4/2023 12:23 PM View: Mann-Whitney
Plant Scherer Client: Southern Company Data: Scherer PAC-CCR

Mann-Whitney (Wilcoxon Rank Sum)



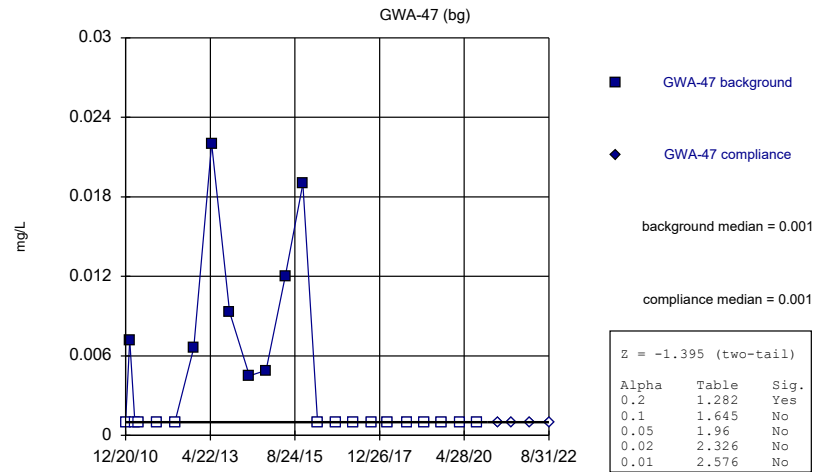
Constituent: Nickel, Total Analysis Run 5/4/2023 12:23 PM View: Mann-Whitney
Plant Scherer Client: Southern Company Data: Scherer PAC-CCR

Mann-Whitney (Wilcoxon Rank Sum)



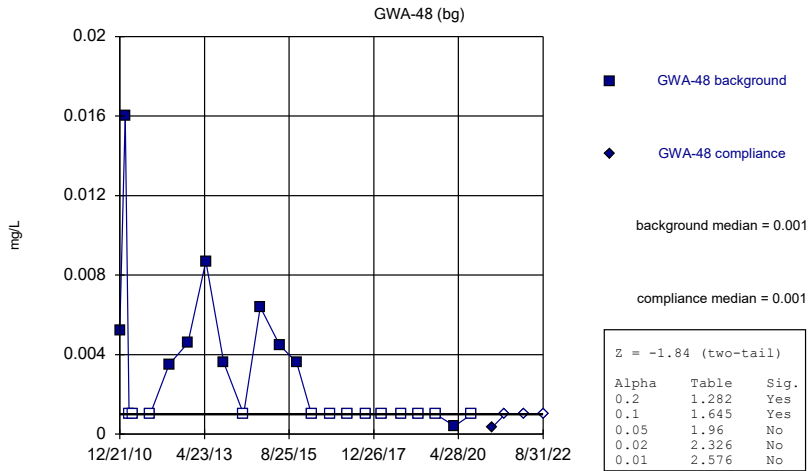
Constituent: Nickel, Total Analysis Run 5/4/2023 12:23 PM View: Mann-Whitney
Plant Scherer Client: Southern Company Data: Scherer PAC-CCR

Mann-Whitney (Wilcoxon Rank Sum)



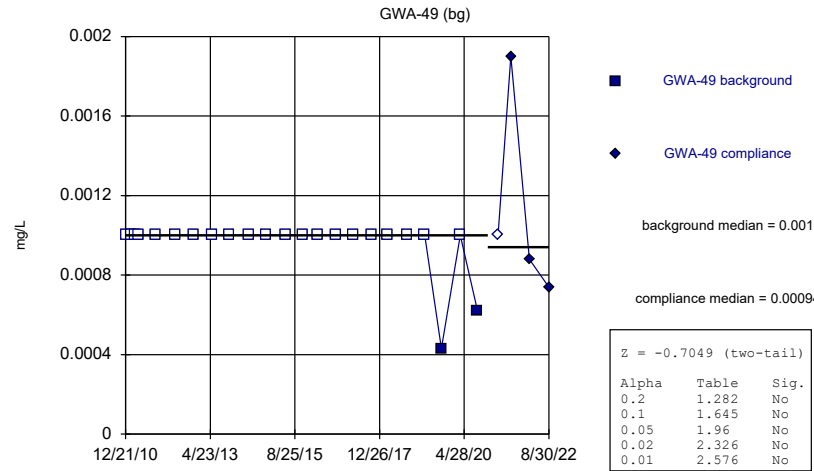
Constituent: Nickel, Total Analysis Run 5/4/2023 12:23 PM View: Mann-Whitney
Plant Scherer Client: Southern Company Data: Scherer PAC-CCR

Mann-Whitney (Wilcoxon Rank Sum)



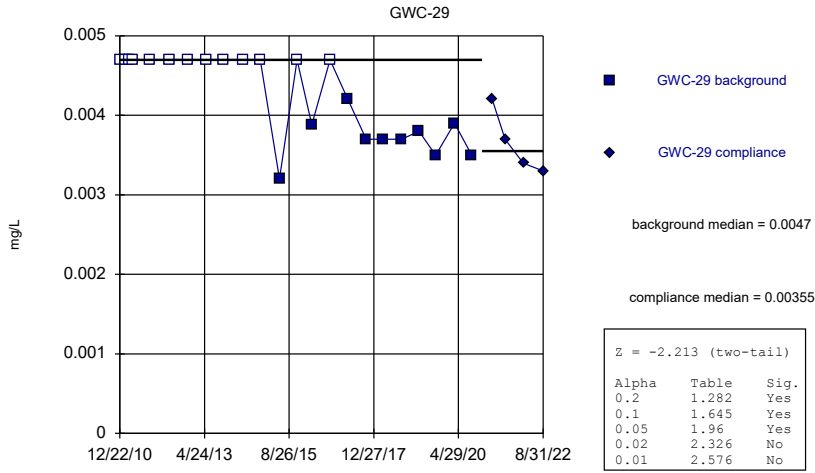
Constituent: Nickel, Total Analysis Run 5/4/2023 12:23 PM View: Mann-Whitney
Plant Scherer Client: Southern Company Data: Scherer PAC-CCR

Mann-Whitney (Wilcoxon Rank Sum)



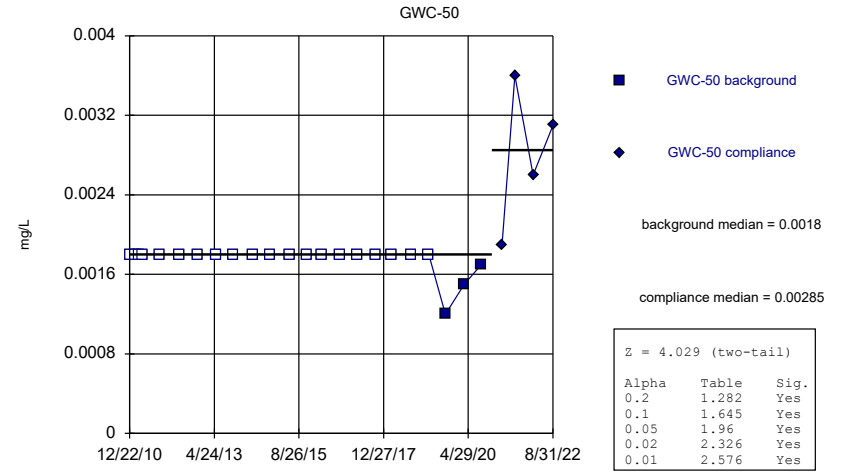
Constituent: Nickel, Total Analysis Run 5/4/2023 12:23 PM View: Mann-Whitney
Plant Scherer Client: Southern Company Data: Scherer PAC-CCR

Mann-Whitney (Wilcoxon Rank Sum)



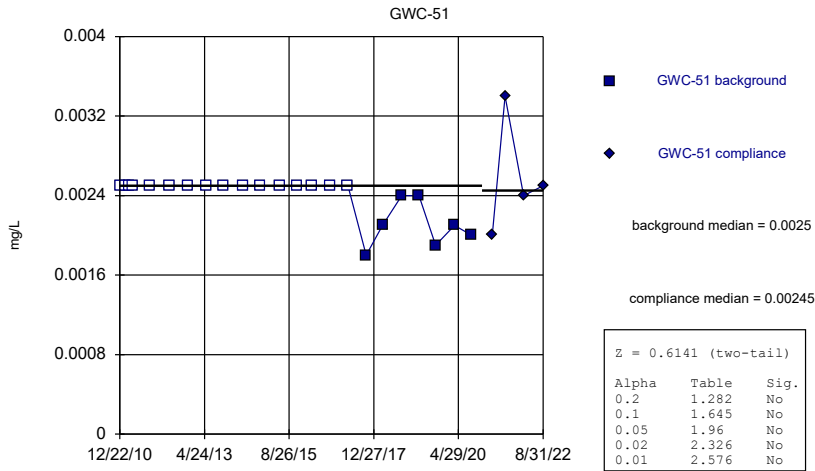
Constituent: Nickel, Total Analysis Run 5/4/2023 12:23 PM View: Mann-Whitney
Plant Scherer Client: Southern Company Data: Scherer PAC-CCR

Mann-Whitney (Wilcoxon Rank Sum)



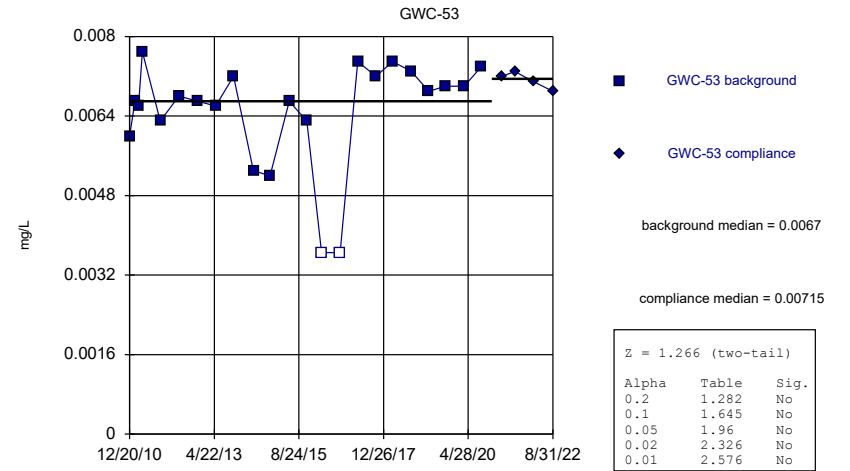
Constituent: Nickel, Total Analysis Run 5/4/2023 12:23 PM View: Mann-Whitney
Plant Scherer Client: Southern Company Data: Scherer PAC-CCR

Mann-Whitney (Wilcoxon Rank Sum)



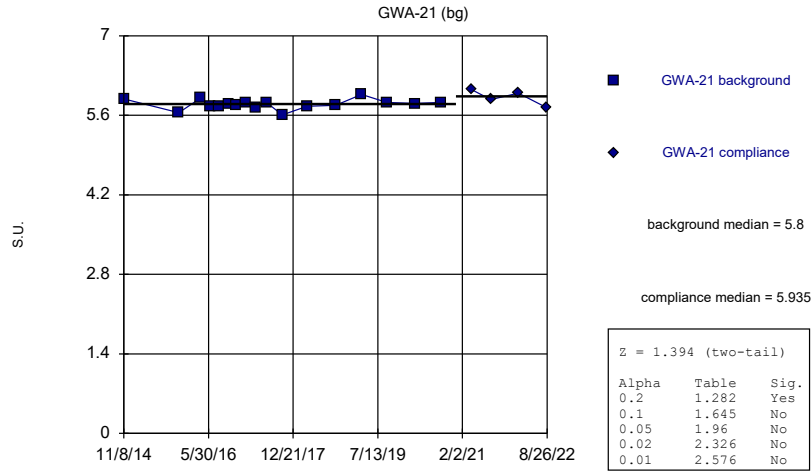
Constituent: Nickel, Total Analysis Run 5/4/2023 12:23 PM View: Mann-Whitney
Plant Scherer Client: Southern Company Data: Scherer PAC-CCR

Mann-Whitney (Wilcoxon Rank Sum)



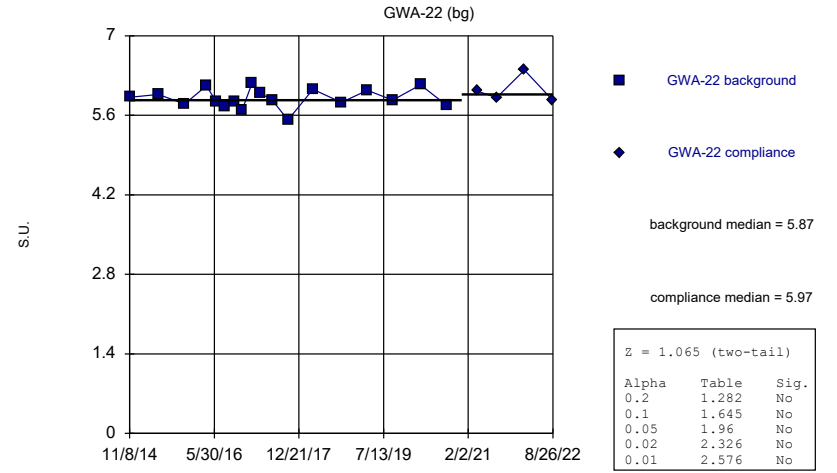
Constituent: Nickel, Total Analysis Run 5/4/2023 12:23 PM View: Mann-Whitney
Plant Scherer Client: Southern Company Data: Scherer PAC-CCR

Mann-Whitney (Wilcoxon Rank Sum)



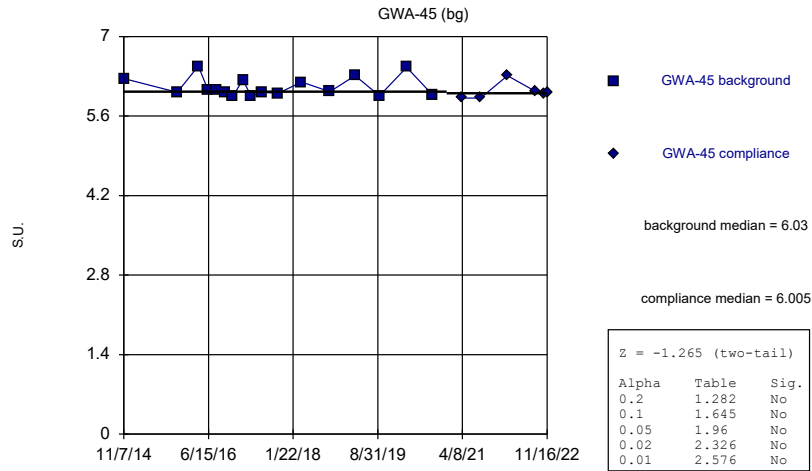
Constituent: pH Analysis Run 5/4/2023 12:23 PM View: Mann-Whitney
 Plant Scherer Client: Southern Company Data: Scherer PAC-CCR

Mann-Whitney (Wilcoxon Rank Sum)



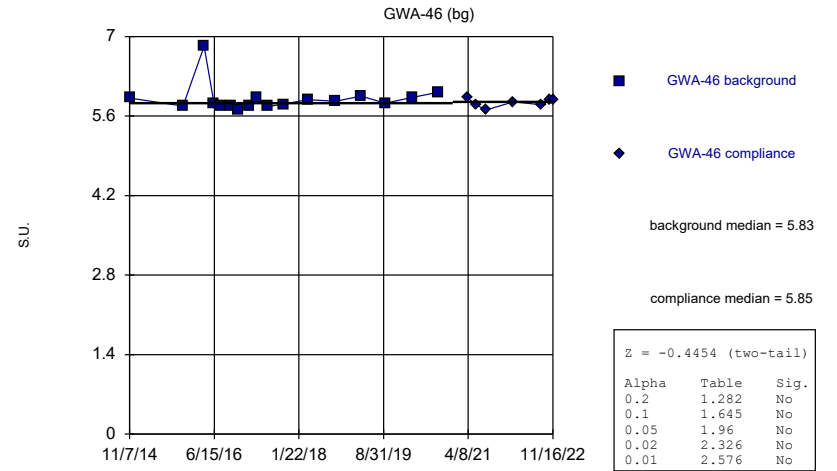
Constituent: pH Analysis Run 5/4/2023 12:23 PM View: Mann-Whitney
 Plant Scherer Client: Southern Company Data: Scherer PAC-CCR

Mann-Whitney (Wilcoxon Rank Sum)



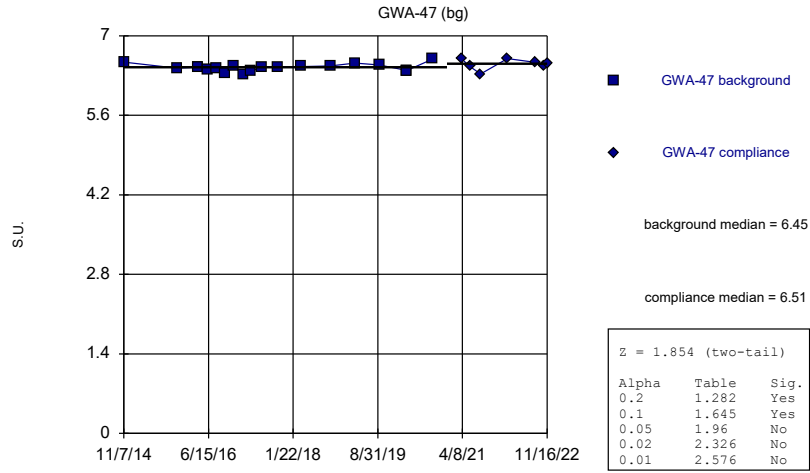
Constituent: pH Analysis Run 5/4/2023 12:23 PM View: Mann-Whitney
 Plant Scherer Client: Southern Company Data: Scherer PAC-CCR

Mann-Whitney (Wilcoxon Rank Sum)



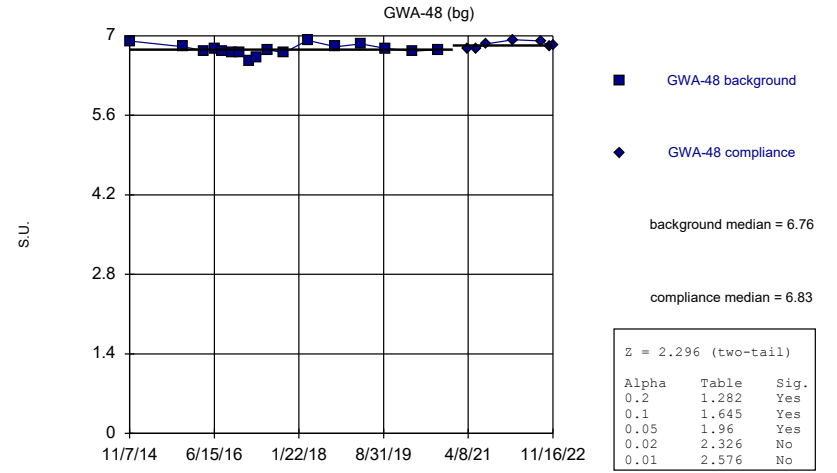
Constituent: pH Analysis Run 5/4/2023 12:24 PM View: Mann-Whitney
 Plant Scherer Client: Southern Company Data: Scherer PAC-CCR

Mann-Whitney (Wilcoxon Rank Sum)



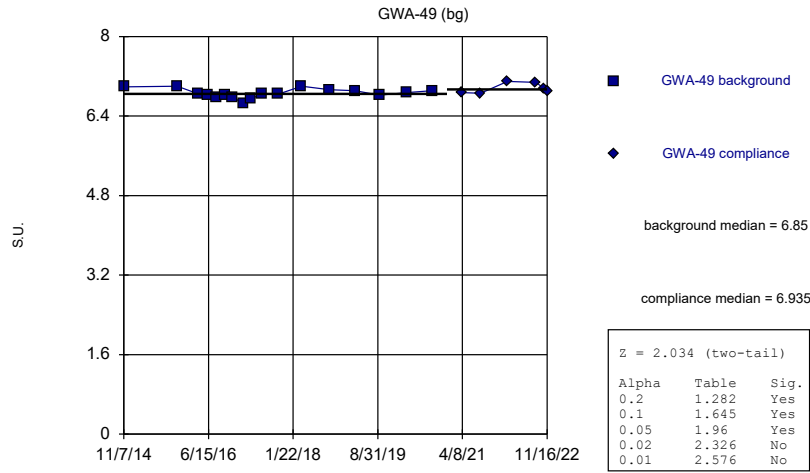
Constituent: pH Analysis Run 5/4/2023 12:24 PM View: Mann-Whitney
 Plant Scherer Client: Southern Company Data: Scherer PAC-CCR

Mann-Whitney (Wilcoxon Rank Sum)



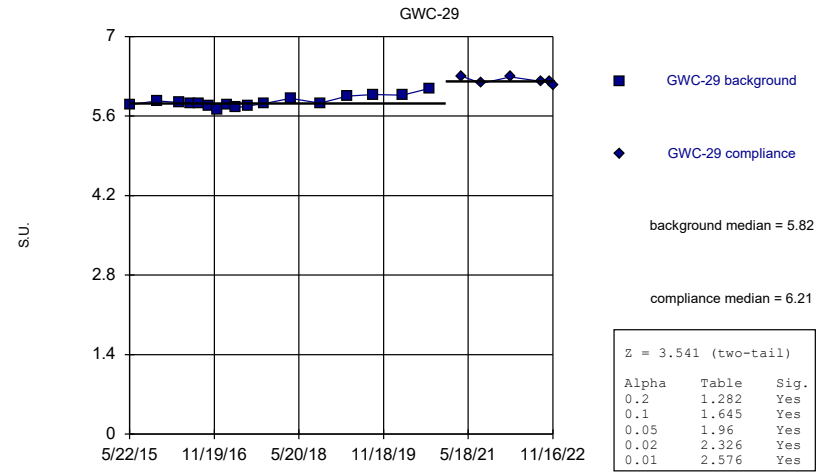
Constituent: pH Analysis Run 5/4/2023 12:24 PM View: Mann-Whitney
 Plant Scherer Client: Southern Company Data: Scherer PAC-CCR

Mann-Whitney (Wilcoxon Rank Sum)



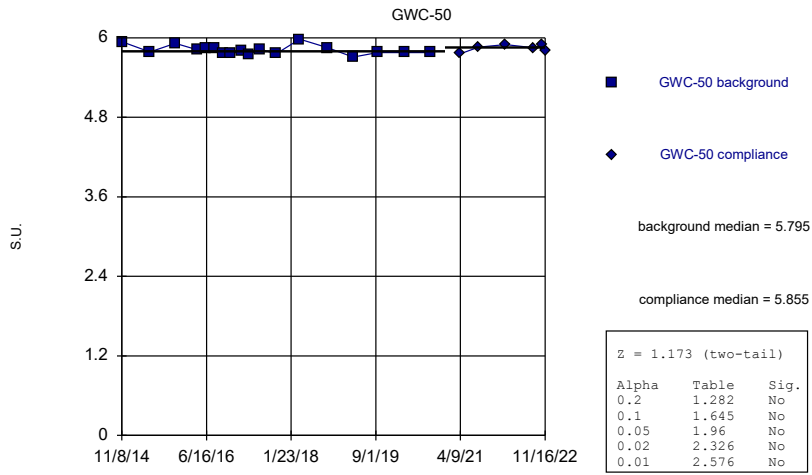
Constituent: pH Analysis Run 5/4/2023 12:24 PM View: Mann-Whitney
 Plant Scherer Client: Southern Company Data: Scherer PAC-CCR

Mann-Whitney (Wilcoxon Rank Sum)



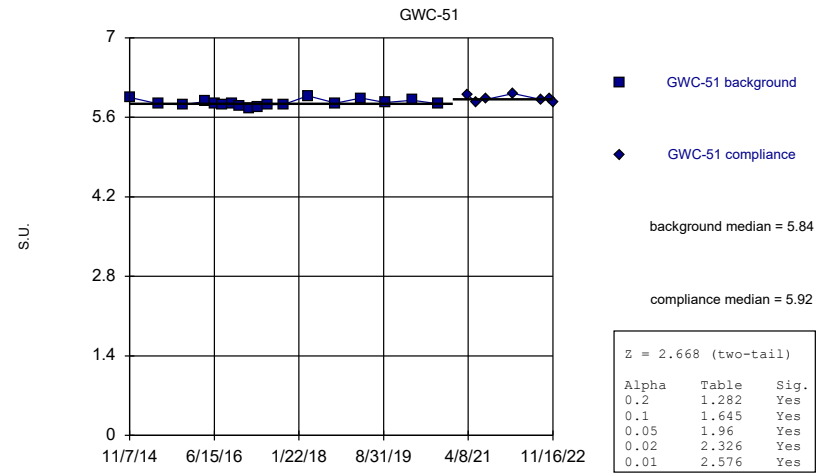
Constituent: pH Analysis Run 5/4/2023 12:24 PM View: Mann-Whitney
 Plant Scherer Client: Southern Company Data: Scherer PAC-CCR

Mann-Whitney (Wilcoxon Rank Sum)



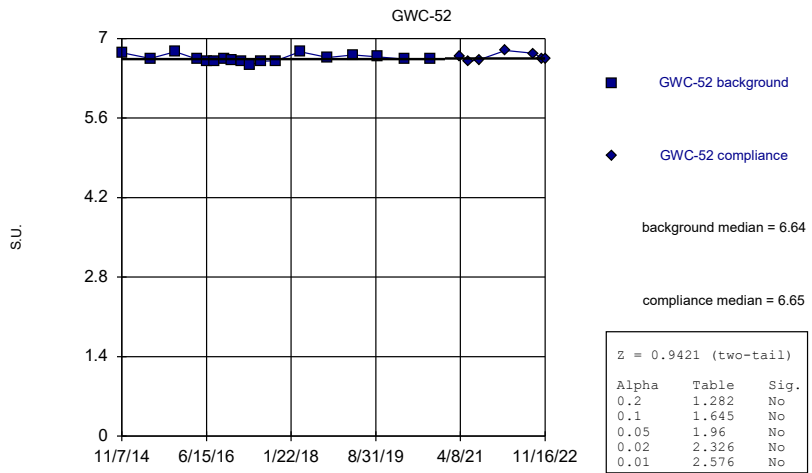
Constituent: pH Analysis Run 5/4/2023 12:24 PM View: Mann-Whitney
 Plant Scherer Client: Southern Company Data: Scherer PAC-CCR

Mann-Whitney (Wilcoxon Rank Sum)



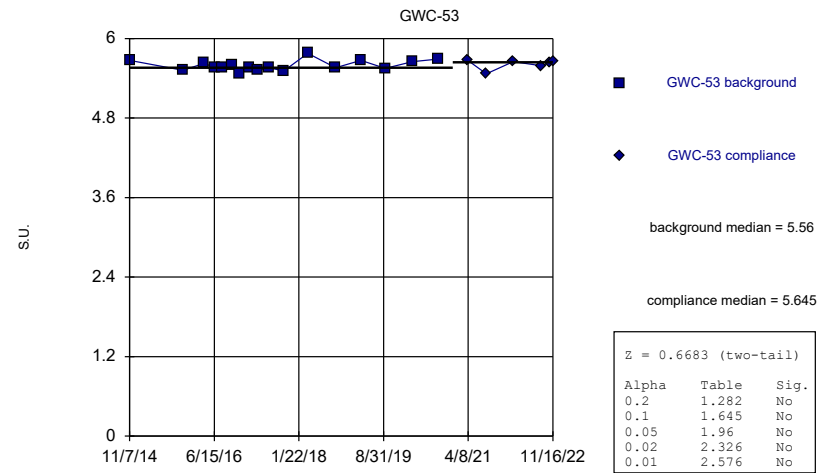
Constituent: pH Analysis Run 5/4/2023 12:24 PM View: Mann-Whitney
 Plant Scherer Client: Southern Company Data: Scherer PAC-CCR

Mann-Whitney (Wilcoxon Rank Sum)



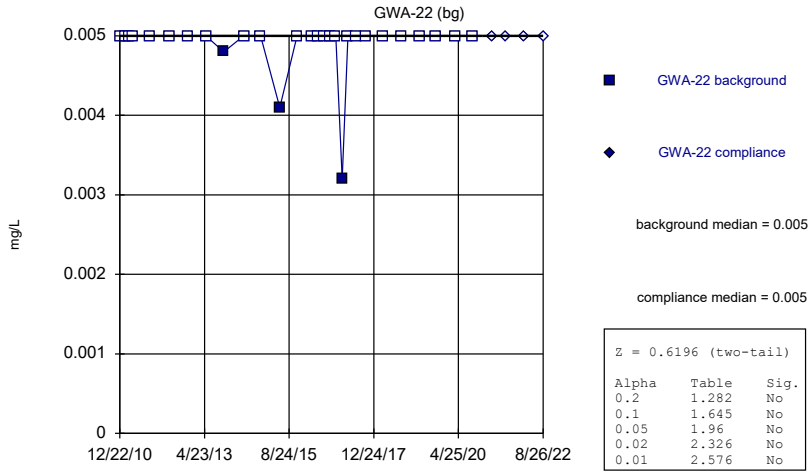
Constituent: pH Analysis Run 5/4/2023 12:24 PM View: Mann-Whitney
 Plant Scherer Client: Southern Company Data: Scherer PAC-CCR

Mann-Whitney (Wilcoxon Rank Sum)



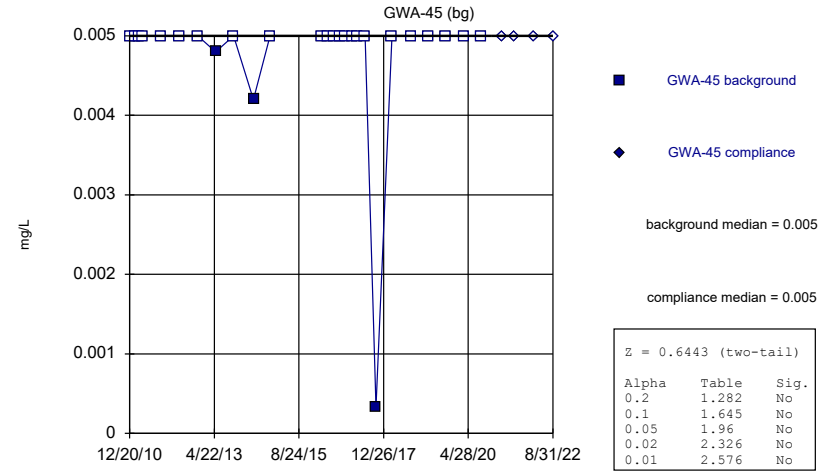
Constituent: pH Analysis Run 5/4/2023 12:24 PM View: Mann-Whitney
 Plant Scherer Client: Southern Company Data: Scherer PAC-CCR

Mann-Whitney (Wilcoxon Rank Sum)



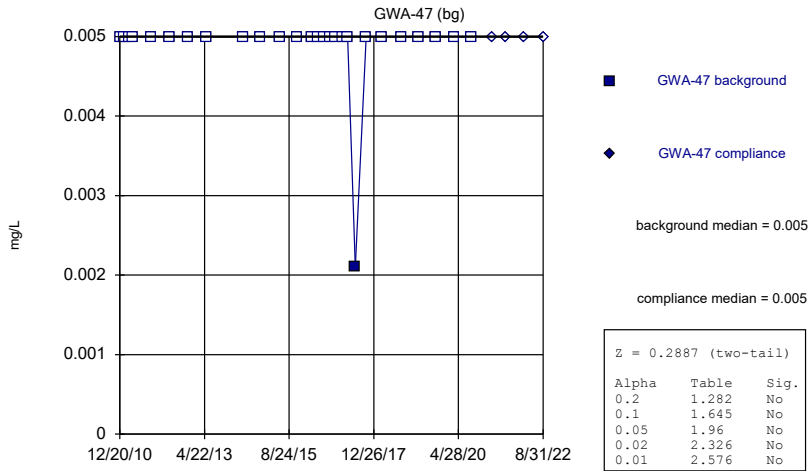
Constituent: Selenium, Total Analysis Run 5/4/2023 12:24 PM View: Mann-Whitney
Plant Scherer Client: Southern Company Data: Scherer PAC-CCR

Mann-Whitney (Wilcoxon Rank Sum)



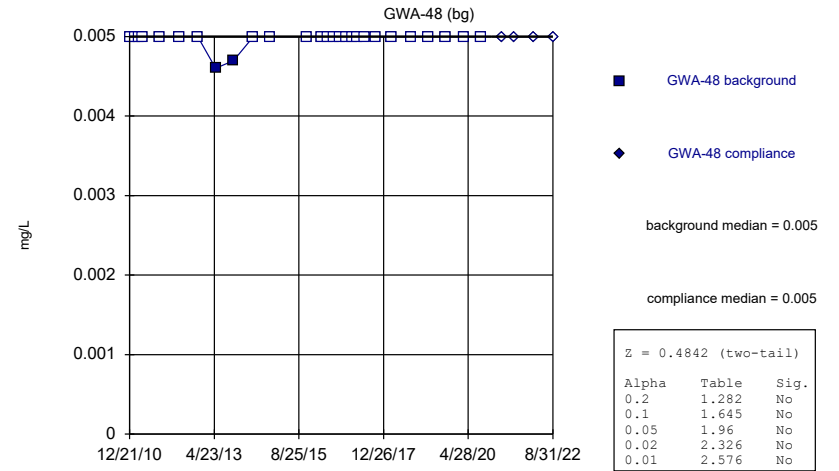
Constituent: Selenium, Total Analysis Run 5/4/2023 12:24 PM View: Mann-Whitney
Plant Scherer Client: Southern Company Data: Scherer PAC-CCR

Mann-Whitney (Wilcoxon Rank Sum)



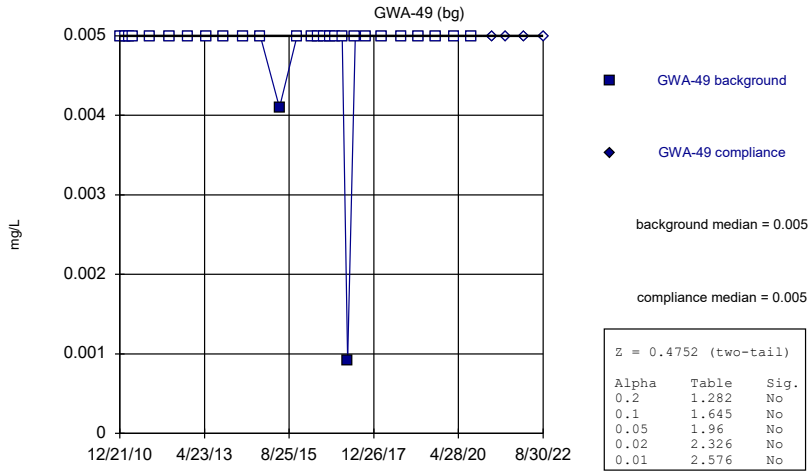
Constituent: Selenium, Total Analysis Run 5/4/2023 12:24 PM View: Mann-Whitney
Plant Scherer Client: Southern Company Data: Scherer PAC-CCR

Mann-Whitney (Wilcoxon Rank Sum)



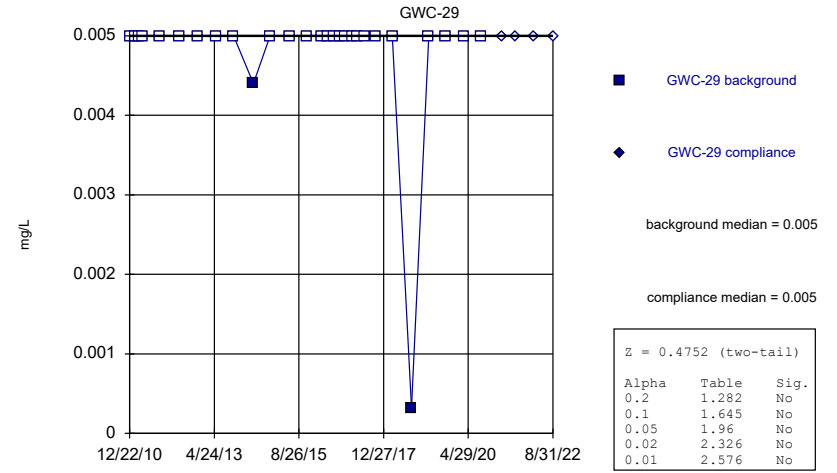
Constituent: Selenium, Total Analysis Run 5/4/2023 12:24 PM View: Mann-Whitney
Plant Scherer Client: Southern Company Data: Scherer PAC-CCR

Mann-Whitney (Wilcoxon Rank Sum)



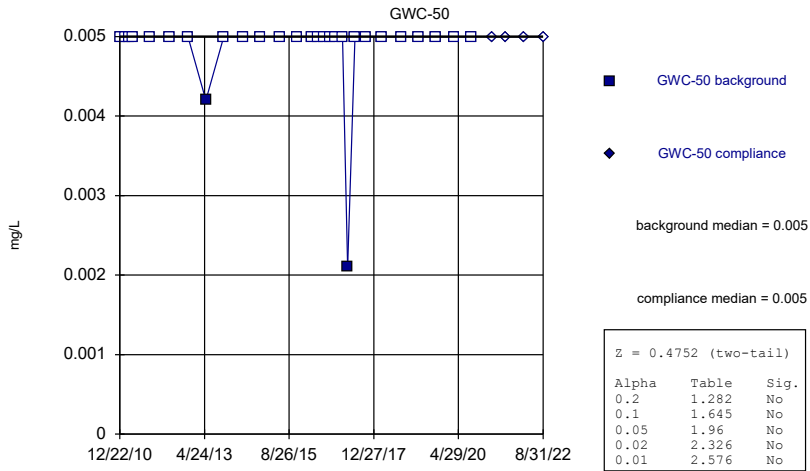
Constituent: Selenium, Total Analysis Run 5/4/2023 12:24 PM View: Mann-Whitney
Plant Scherer Client: Southern Company Data: Scherer PAC-CCR

Mann-Whitney (Wilcoxon Rank Sum)



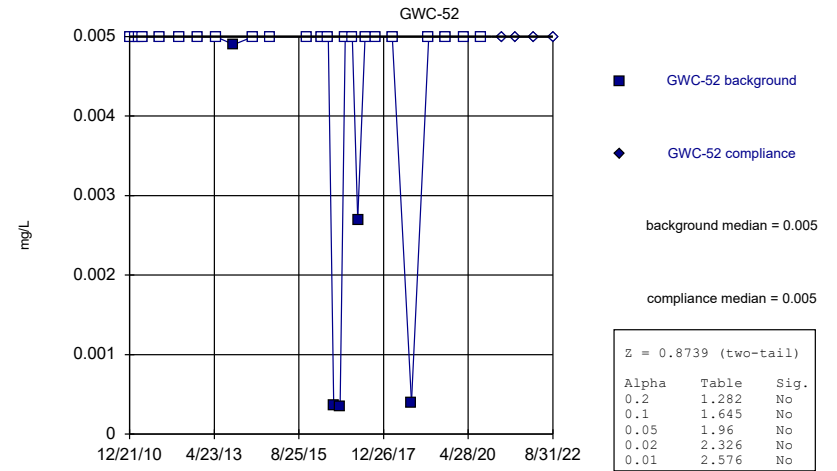
Constituent: Selenium, Total Analysis Run 5/4/2023 12:24 PM View: Mann-Whitney
Plant Scherer Client: Southern Company Data: Scherer PAC-CCR

Mann-Whitney (Wilcoxon Rank Sum)



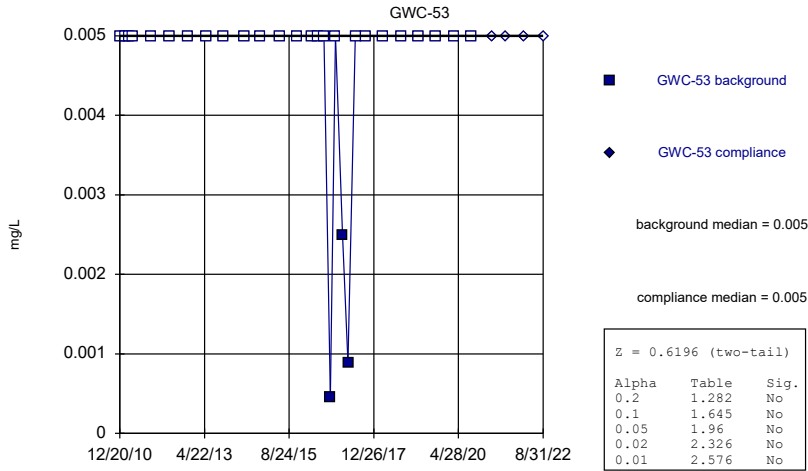
Constituent: Selenium, Total Analysis Run 5/4/2023 12:24 PM View: Mann-Whitney
Plant Scherer Client: Southern Company Data: Scherer PAC-CCR

Mann-Whitney (Wilcoxon Rank Sum)



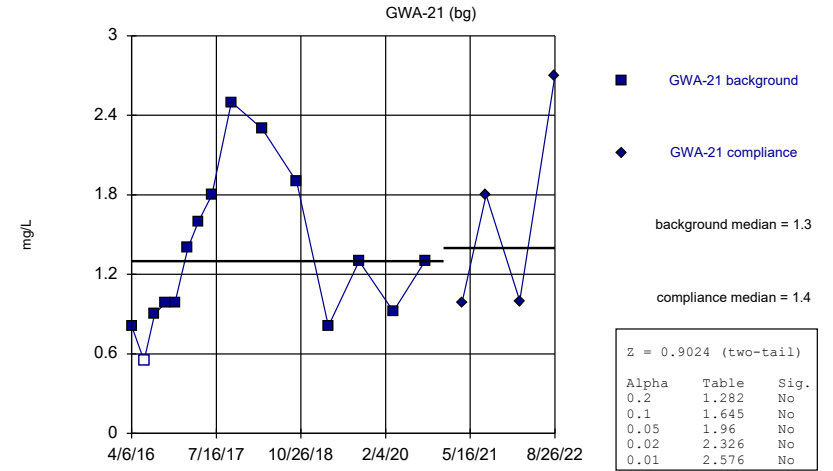
Constituent: Selenium, Total Analysis Run 5/4/2023 12:24 PM View: Mann-Whitney
Plant Scherer Client: Southern Company Data: Scherer PAC-CCR

Mann-Whitney (Wilcoxon Rank Sum)



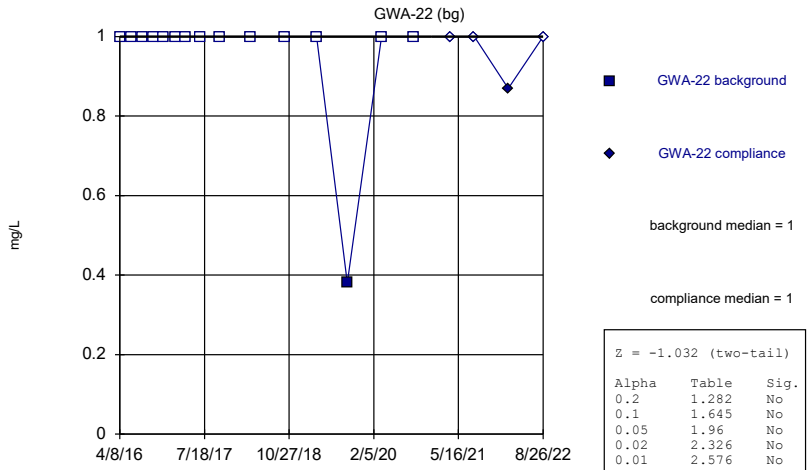
Constituent: Selenium, Total Analysis Run 5/4/2023 12:24 PM View: Mann-Whitney
Plant Scherer Client: Southern Company Data: Scherer PAC-CCR

Mann-Whitney (Wilcoxon Rank Sum)



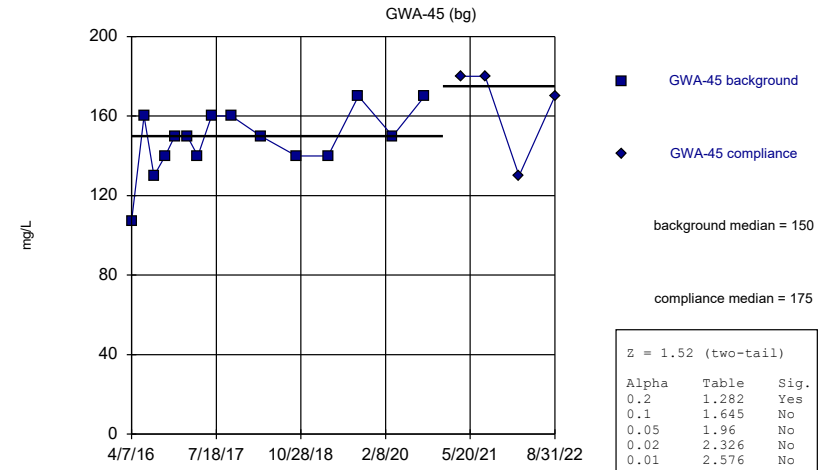
Constituent: Sulfate Analysis Run 5/4/2023 12:24 PM View: Mann-Whitney
Plant Scherer Client: Southern Company Data: Scherer PAC-CCR

Mann-Whitney (Wilcoxon Rank Sum)



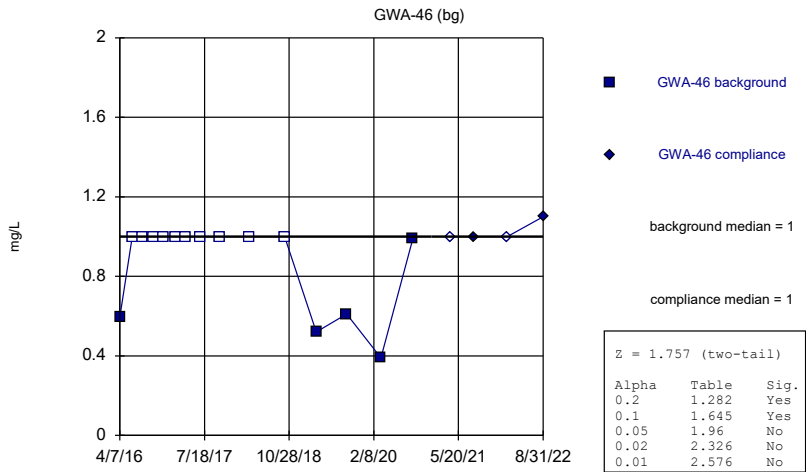
Constituent: Sulfate Analysis Run 5/4/2023 12:24 PM View: Mann-Whitney
Plant Scherer Client: Southern Company Data: Scherer PAC-CCR

Mann-Whitney (Wilcoxon Rank Sum)



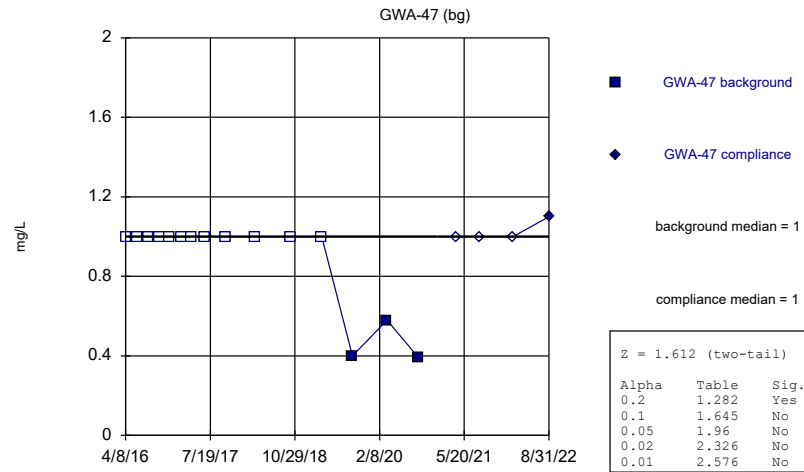
Constituent: Sulfate Analysis Run 5/4/2023 12:24 PM View: Mann-Whitney
Plant Scherer Client: Southern Company Data: Scherer PAC-CCR

Mann-Whitney (Wilcoxon Rank Sum)



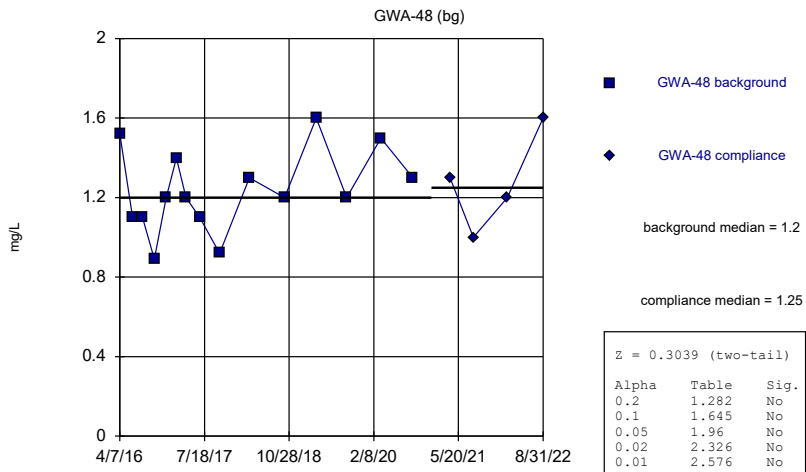
Constituent: Sulfate Analysis Run 5/4/2023 12:24 PM View: Mann-Whitney
Plant Scherer Client: Southern Company Data: Scherer PAC-CCR

Mann-Whitney (Wilcoxon Rank Sum)



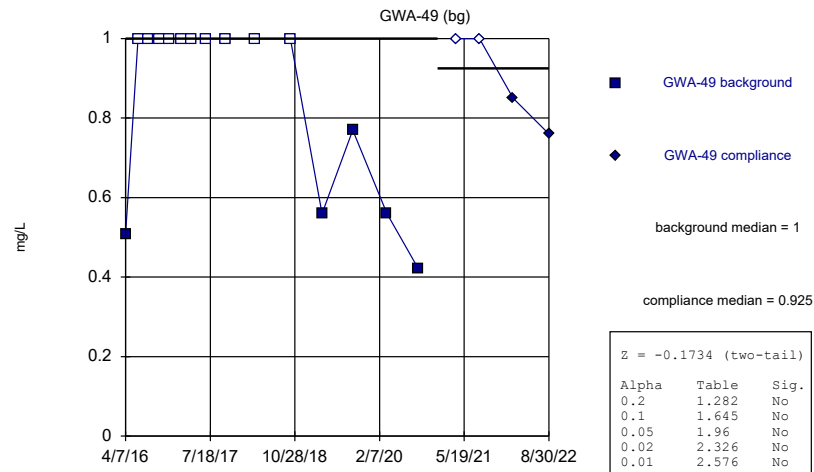
Constituent: Sulfate Analysis Run 5/4/2023 12:24 PM View: Mann-Whitney
Plant Scherer Client: Southern Company Data: Scherer PAC-CCR

Mann-Whitney (Wilcoxon Rank Sum)



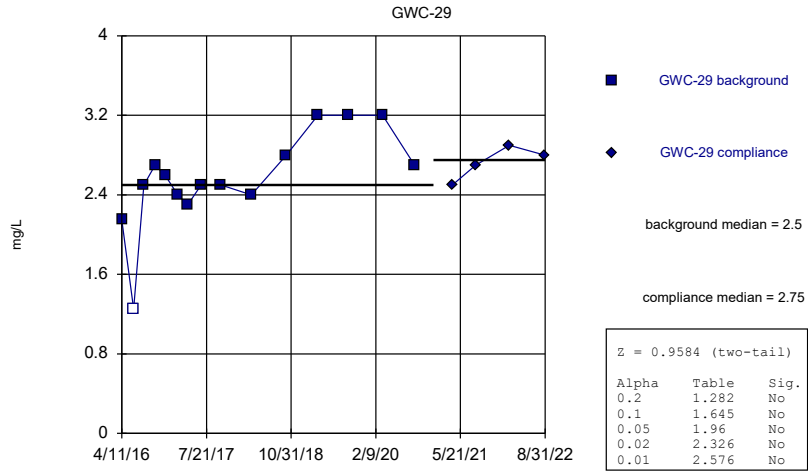
Constituent: Sulfate Analysis Run 5/4/2023 12:24 PM View: Mann-Whitney
Plant Scherer Client: Southern Company Data: Scherer PAC-CCR

Mann-Whitney (Wilcoxon Rank Sum)



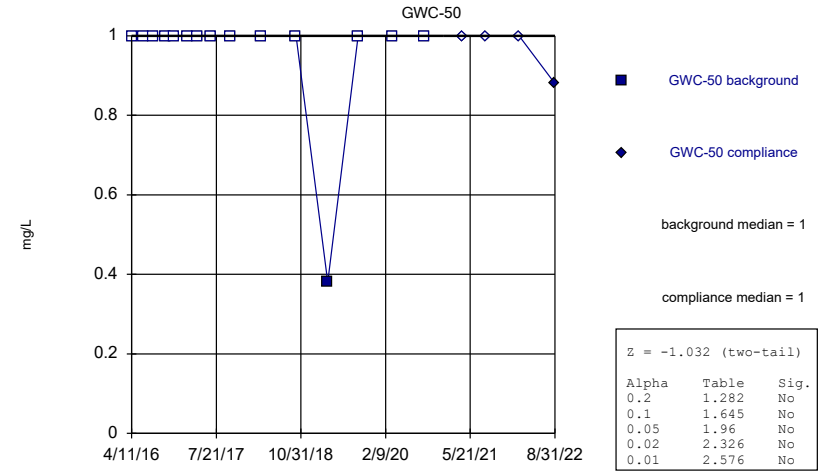
Constituent: Sulfate Analysis Run 5/4/2023 12:24 PM View: Mann-Whitney
Plant Scherer Client: Southern Company Data: Scherer PAC-CCR

Mann-Whitney (Wilcoxon Rank Sum)



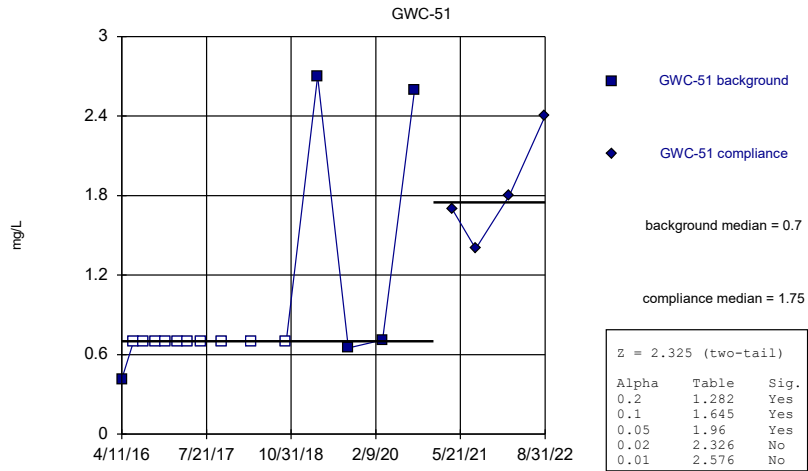
Constituent: Sulfate Analysis Run 5/4/2023 12:24 PM View: Mann-Whitney
Plant Scherer Client: Southern Company Data: Scherer PAC-CCR

Mann-Whitney (Wilcoxon Rank Sum)



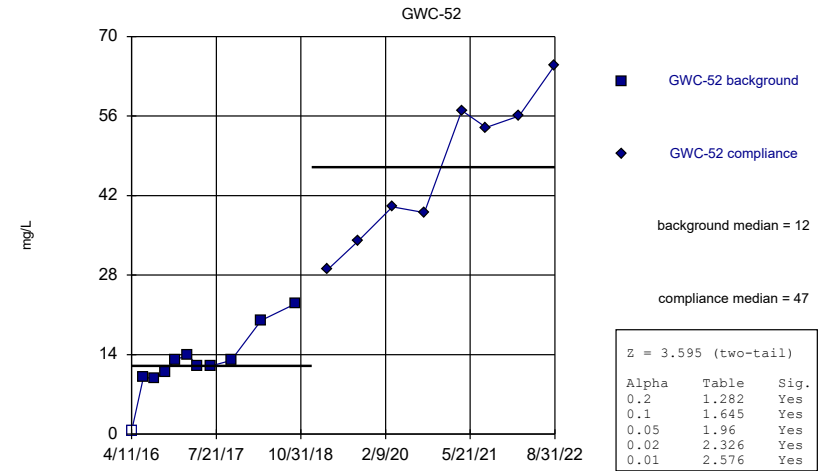
Constituent: Sulfate Analysis Run 5/4/2023 12:24 PM View: Mann-Whitney
Plant Scherer Client: Southern Company Data: Scherer PAC-CCR

Mann-Whitney (Wilcoxon Rank Sum)



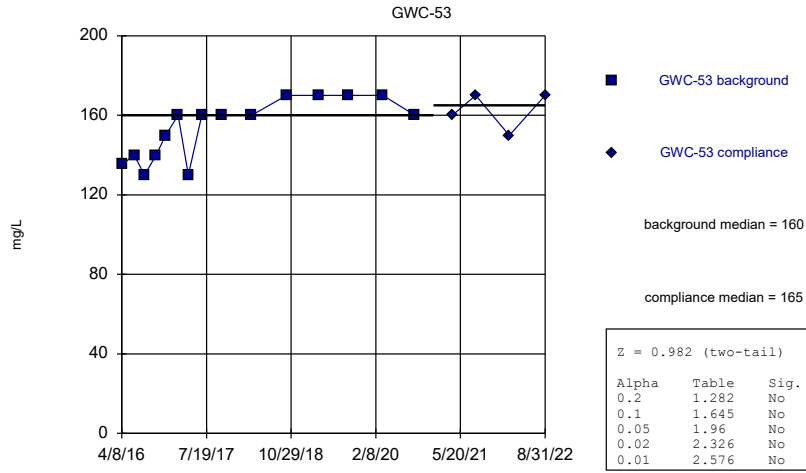
Constituent: Sulfate Analysis Run 5/4/2023 12:24 PM View: Mann-Whitney
Plant Scherer Client: Southern Company Data: Scherer PAC-CCR

Mann-Whitney (Wilcoxon Rank Sum)



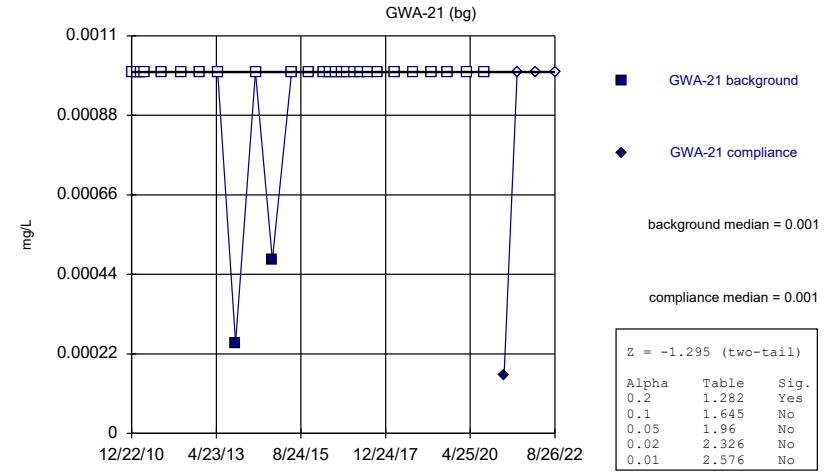
Constituent: Sulfate Analysis Run 5/4/2023 12:24 PM View: Mann-Whitney
Plant Scherer Client: Southern Company Data: Scherer PAC-CCR

Mann-Whitney (Wilcoxon Rank Sum)



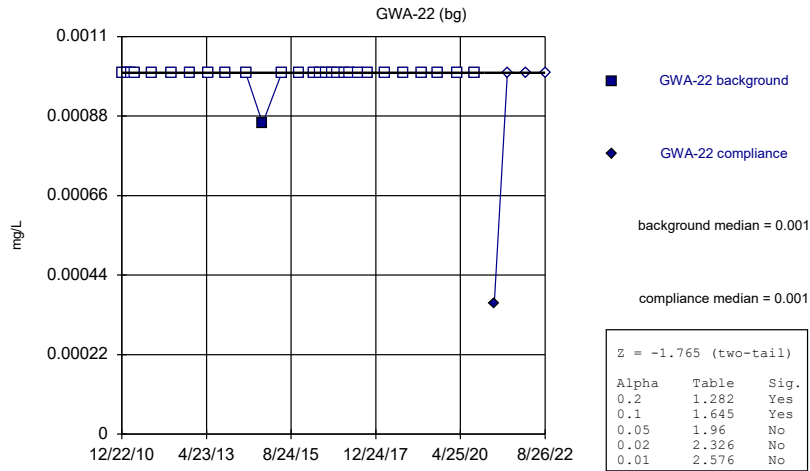
Constituent: Sulfate Analysis Run 5/4/2023 12:24 PM View: Mann-Whitney
 Plant Scherer Client: Southern Company Data: Scherer PAC-CCR

Mann-Whitney (Wilcoxon Rank Sum)



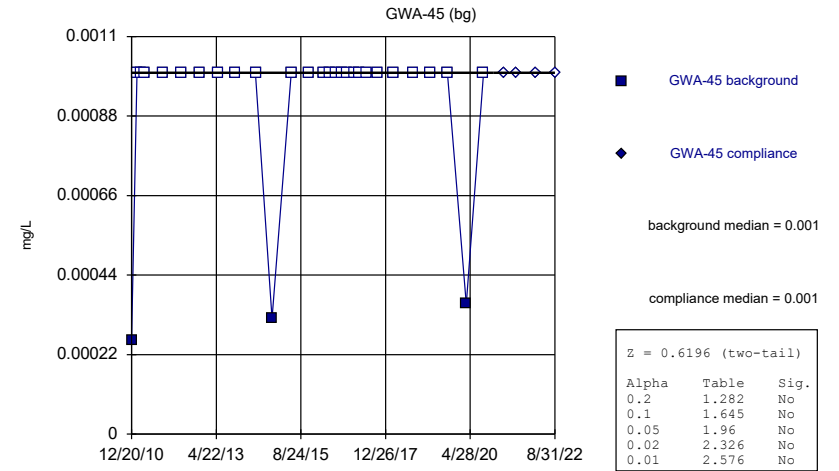
Constituent: Thallium, Total Analysis Run 5/4/2023 12:24 PM View: Mann-Whitney
 Plant Scherer Client: Southern Company Data: Scherer PAC-CCR

Mann-Whitney (Wilcoxon Rank Sum)



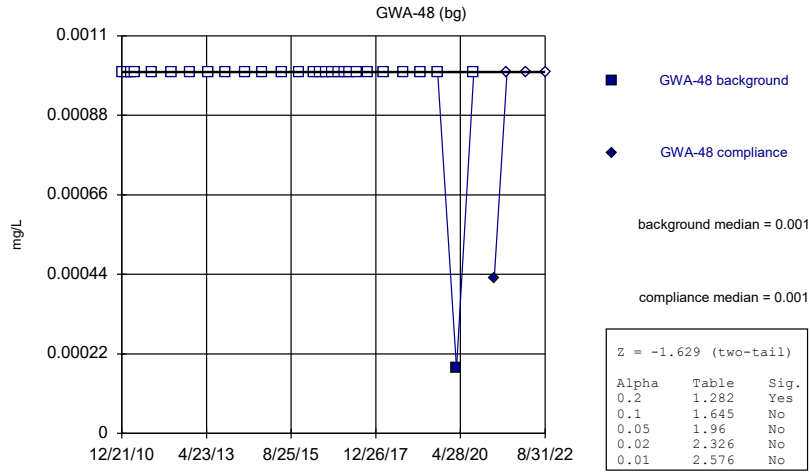
Constituent: Thallium, Total Analysis Run 5/4/2023 12:24 PM View: Mann-Whitney
 Plant Scherer Client: Southern Company Data: Scherer PAC-CCR

Mann-Whitney (Wilcoxon Rank Sum)



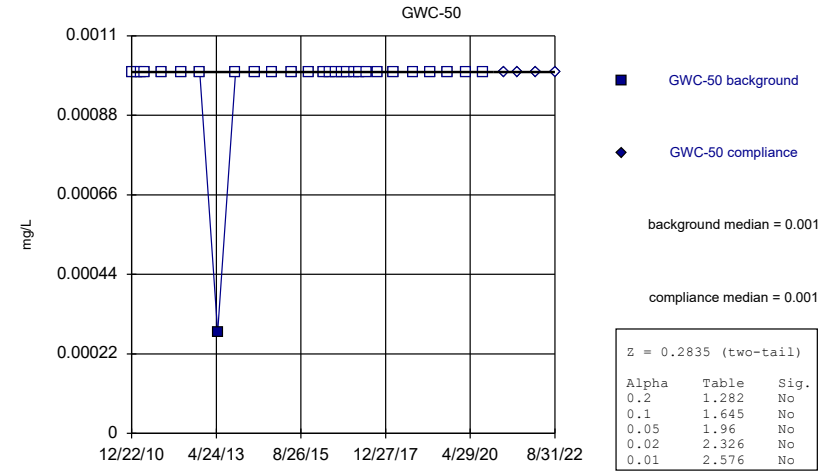
Constituent: Thallium, Total Analysis Run 5/4/2023 12:24 PM View: Mann-Whitney
 Plant Scherer Client: Southern Company Data: Scherer PAC-CCR

Mann-Whitney (Wilcoxon Rank Sum)



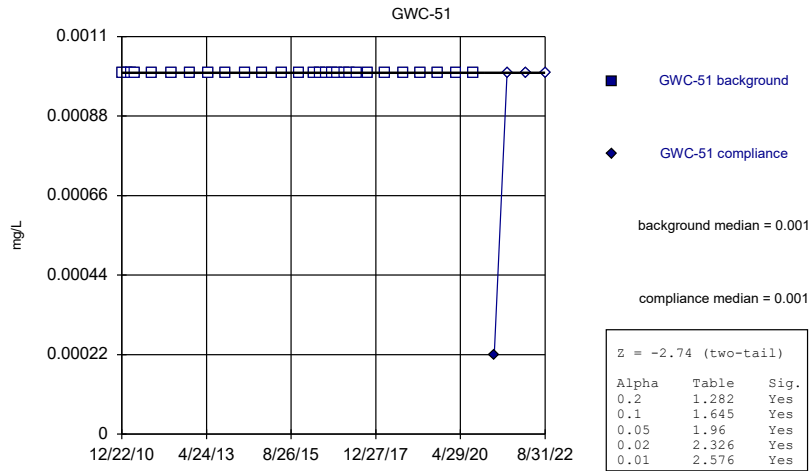
Constituent: Thallium, Total Analysis Run 5/4/2023 12:24 PM View: Mann-Whitney
Plant Scherer Client: Southern Company Data: Scherer PAC-CCR

Mann-Whitney (Wilcoxon Rank Sum)



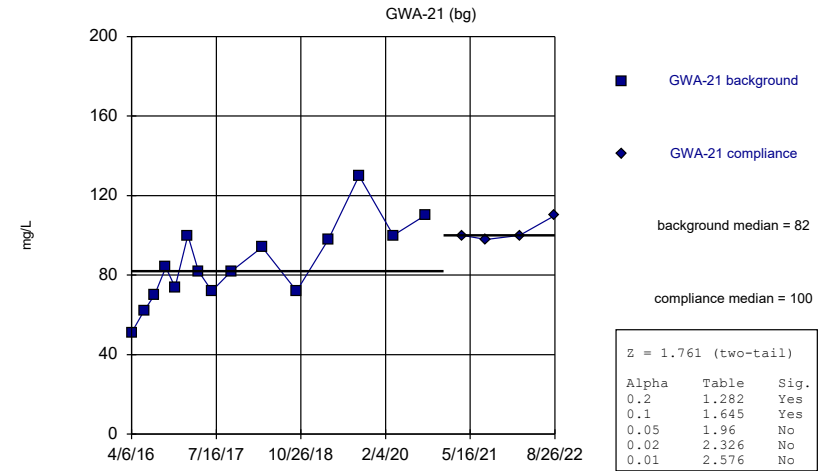
Constituent: Thallium, Total Analysis Run 5/4/2023 12:24 PM View: Mann-Whitney
Plant Scherer Client: Southern Company Data: Scherer PAC-CCR

Mann-Whitney (Wilcoxon Rank Sum)



Constituent: Thallium, Total Analysis Run 5/4/2023 12:24 PM View: Mann-Whitney
Plant Scherer Client: Southern Company Data: Scherer PAC-CCR

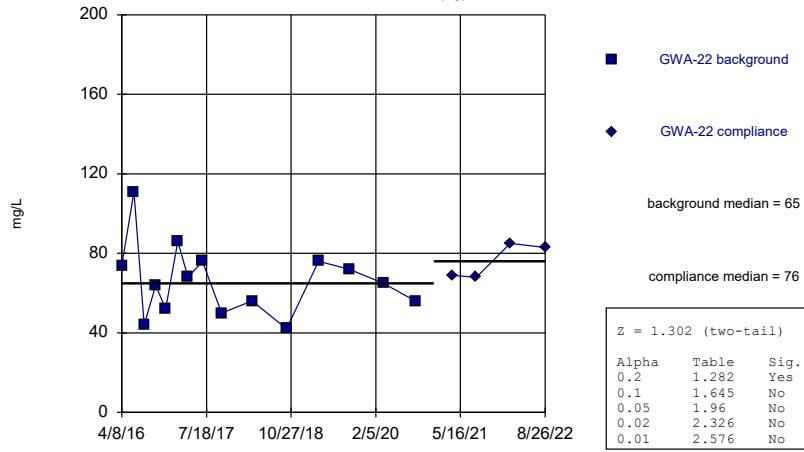
Mann-Whitney (Wilcoxon Rank Sum)



Constituent: Total Dissolved Solids Analysis Run 5/4/2023 12:24 PM View: Mann-Whitney
Plant Scherer Client: Southern Company Data: Scherer PAC-CCR

Mann-Whitney (Wilcoxon Rank Sum)

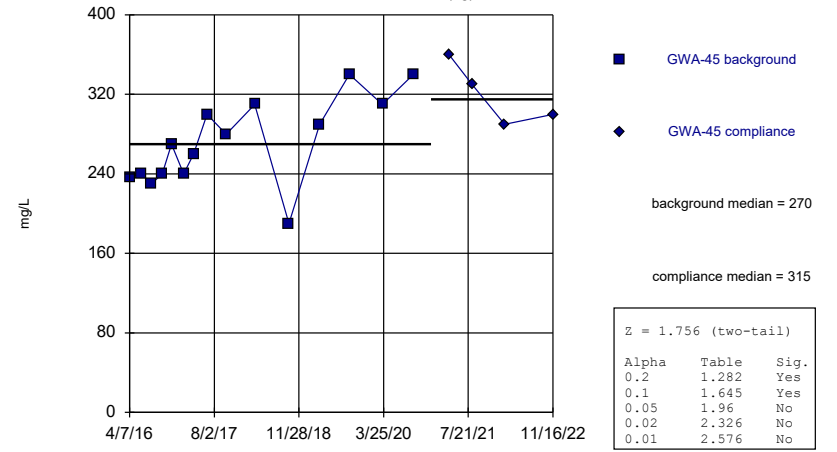
GWA-22 (bg)



Constituent: Total Dissolved Solids Analysis Run 5/4/2023 12:24 PM View: Mann-Whitney
 Plant Scherer Client: Southern Company Data: Scherer PAC-CCR

Mann-Whitney (Wilcoxon Rank Sum)

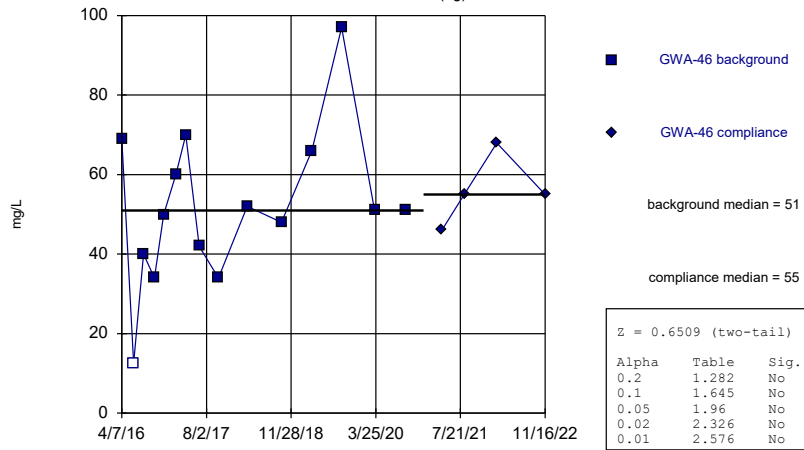
GWA-45 (bg)



Constituent: Total Dissolved Solids Analysis Run 5/4/2023 12:24 PM View: Mann-Whitney
 Plant Scherer Client: Southern Company Data: Scherer PAC-CCR

Mann-Whitney (Wilcoxon Rank Sum)

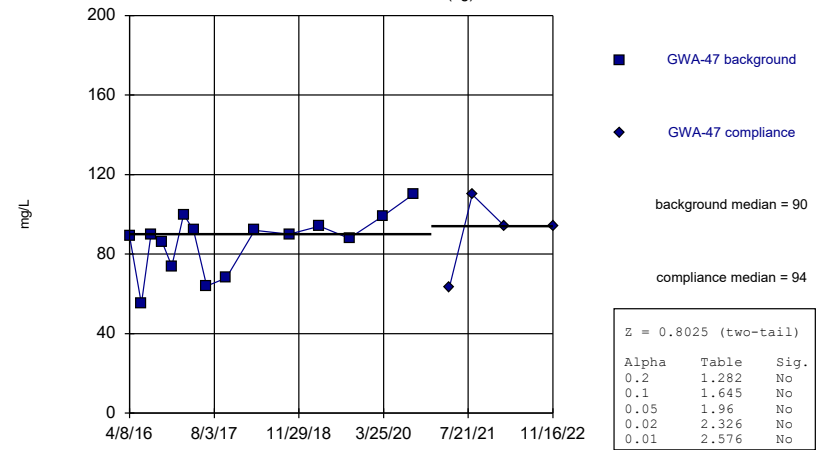
GWA-46 (bg)



Constituent: Total Dissolved Solids Analysis Run 5/4/2023 12:24 PM View: Mann-Whitney
 Plant Scherer Client: Southern Company Data: Scherer PAC-CCR

Mann-Whitney (Wilcoxon Rank Sum)

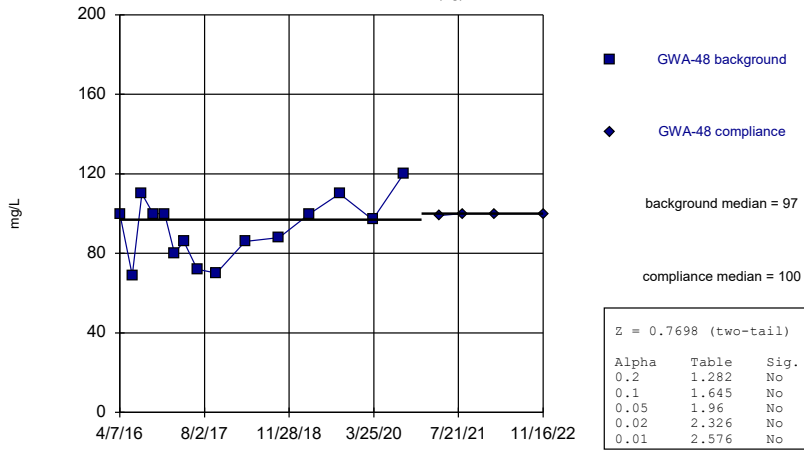
GWA-47 (bg)



Constituent: Total Dissolved Solids Analysis Run 5/4/2023 12:24 PM View: Mann-Whitney
 Plant Scherer Client: Southern Company Data: Scherer PAC-CCR

Mann-Whitney (Wilcoxon Rank Sum)

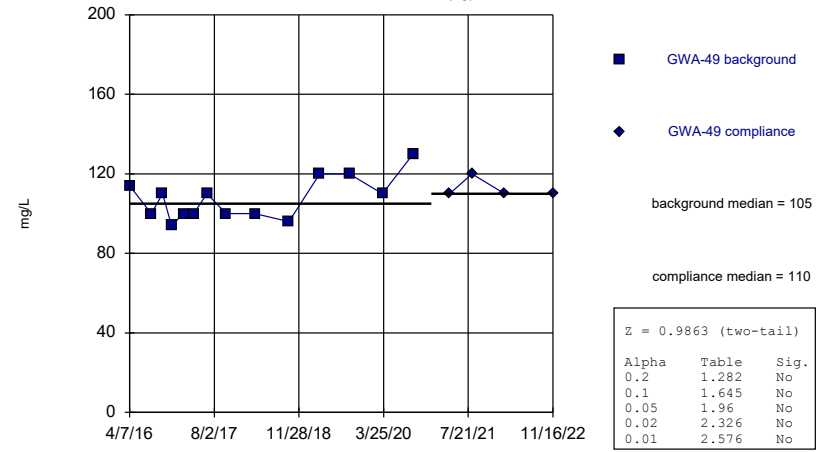
GWA-48 (bg)



Constituent: Total Dissolved Solids Analysis Run 5/4/2023 12:24 PM View: Mann-Whitney
 Plant Scherer Client: Southern Company Data: Scherer PAC-CCR

Mann-Whitney (Wilcoxon Rank Sum)

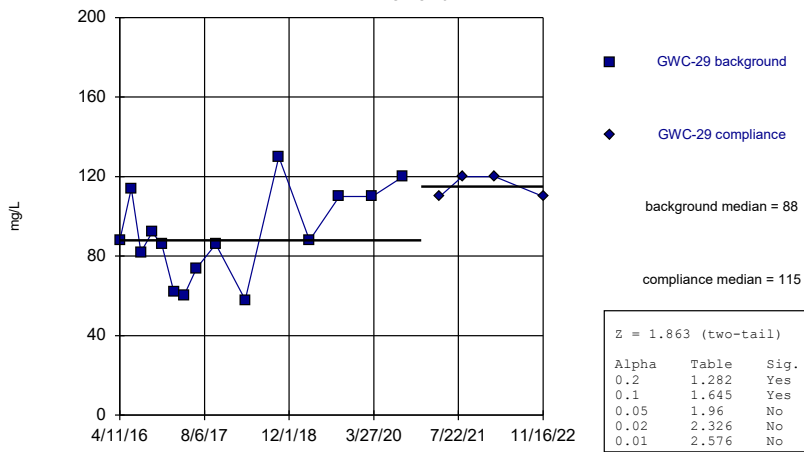
GWA-49 (bg)



Constituent: Total Dissolved Solids Analysis Run 5/4/2023 12:24 PM View: Mann-Whitney
 Plant Scherer Client: Southern Company Data: Scherer PAC-CCR

Mann-Whitney (Wilcoxon Rank Sum)

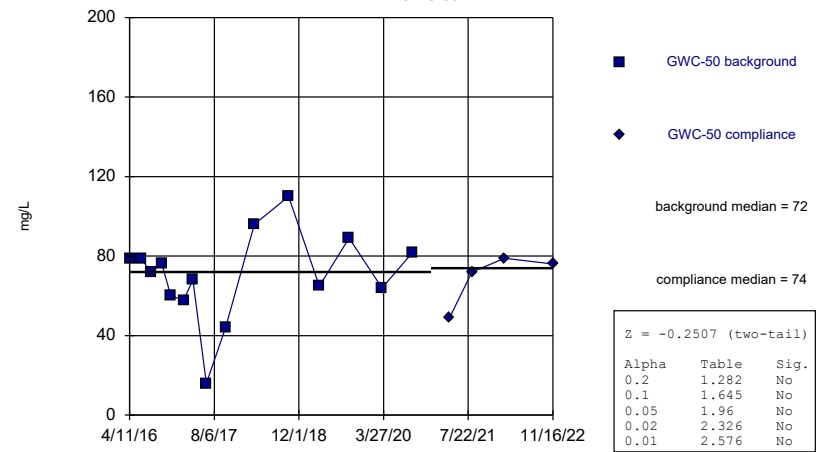
GWC-29



Constituent: Total Dissolved Solids Analysis Run 5/4/2023 12:24 PM View: Mann-Whitney
 Plant Scherer Client: Southern Company Data: Scherer PAC-CCR

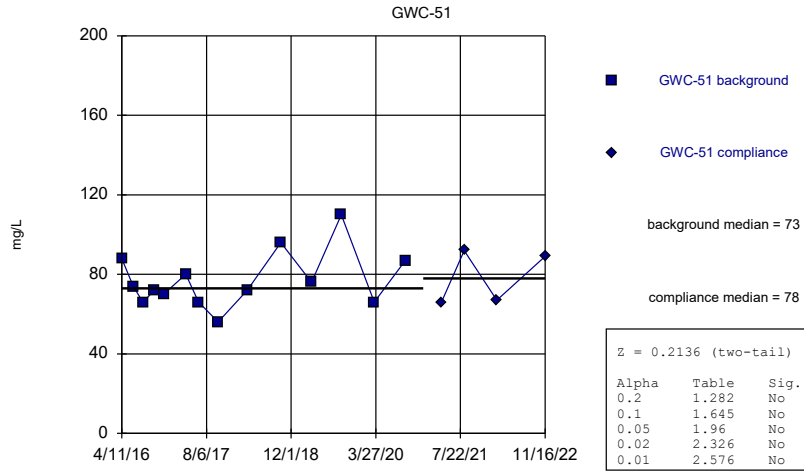
Mann-Whitney (Wilcoxon Rank Sum)

GWC-50



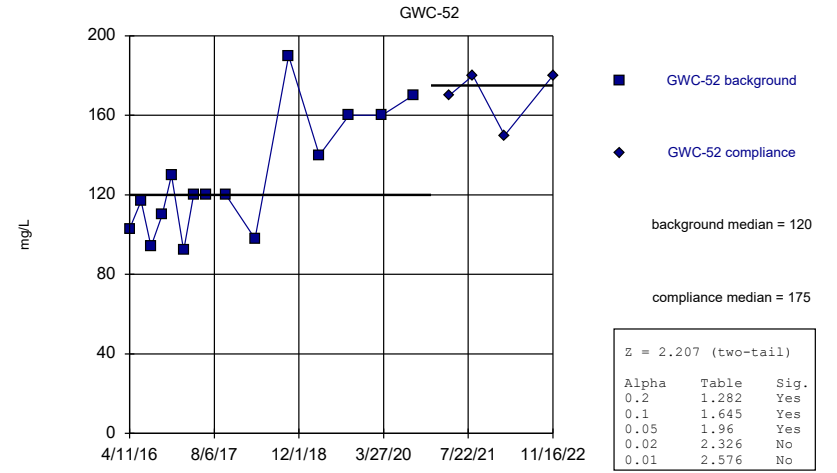
Constituent: Total Dissolved Solids Analysis Run 5/4/2023 12:24 PM View: Mann-Whitney
 Plant Scherer Client: Southern Company Data: Scherer PAC-CCR

Mann-Whitney (Wilcoxon Rank Sum)



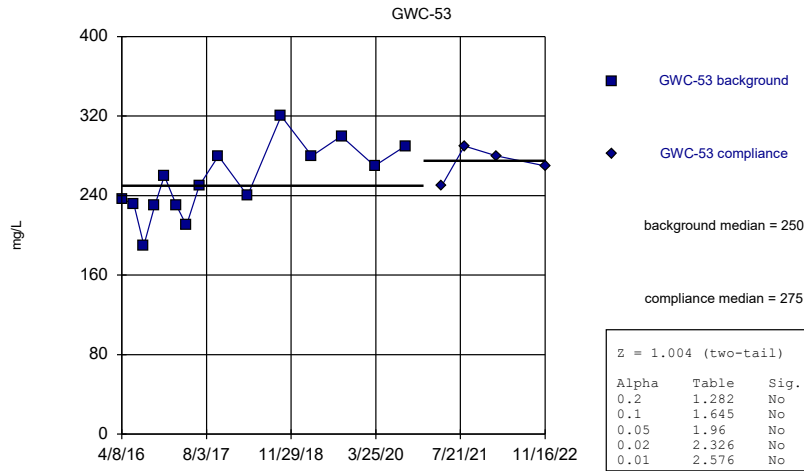
Constituent: Total Dissolved Solids Analysis Run 5/4/2023 12:24 PM View: Mann-Whitney
 Plant Scherer Client: Southern Company Data: Scherer PAC-CCR

Mann-Whitney (Wilcoxon Rank Sum)



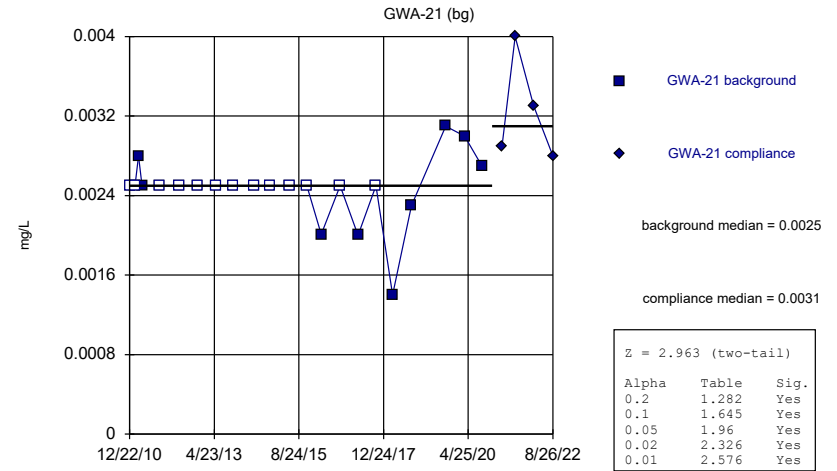
Constituent: Total Dissolved Solids Analysis Run 5/4/2023 12:24 PM View: Mann-Whitney
 Plant Scherer Client: Southern Company Data: Scherer PAC-CCR

Mann-Whitney (Wilcoxon Rank Sum)



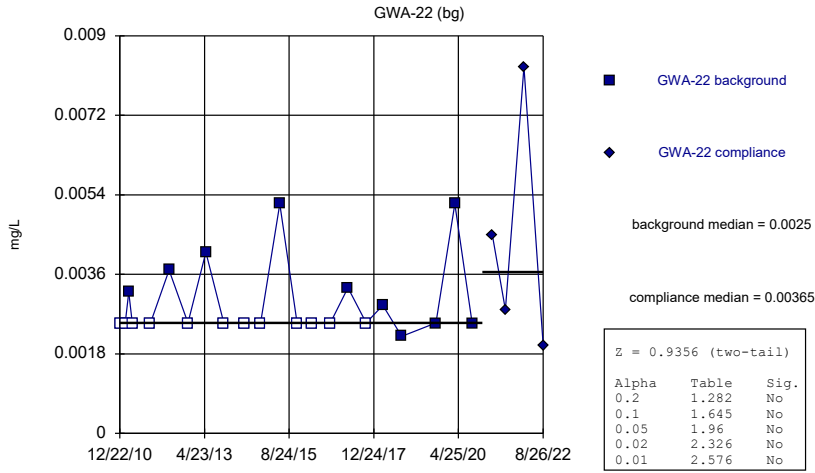
Constituent: Total Dissolved Solids Analysis Run 5/4/2023 12:25 PM View: Mann-Whitney
 Plant Scherer Client: Southern Company Data: Scherer PAC-CCR

Mann-Whitney (Wilcoxon Rank Sum)



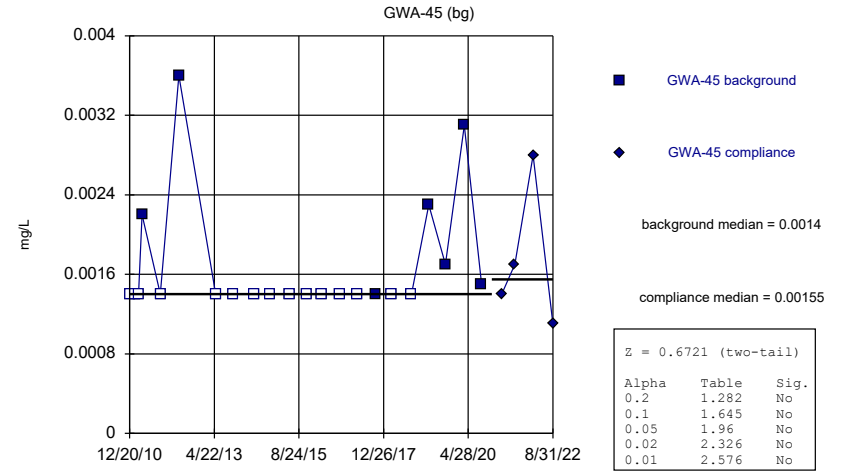
Constituent: Vanadium, Total Analysis Run 5/4/2023 12:25 PM View: Mann-Whitney
 Plant Scherer Client: Southern Company Data: Scherer PAC-CCR

Mann-Whitney (Wilcoxon Rank Sum)



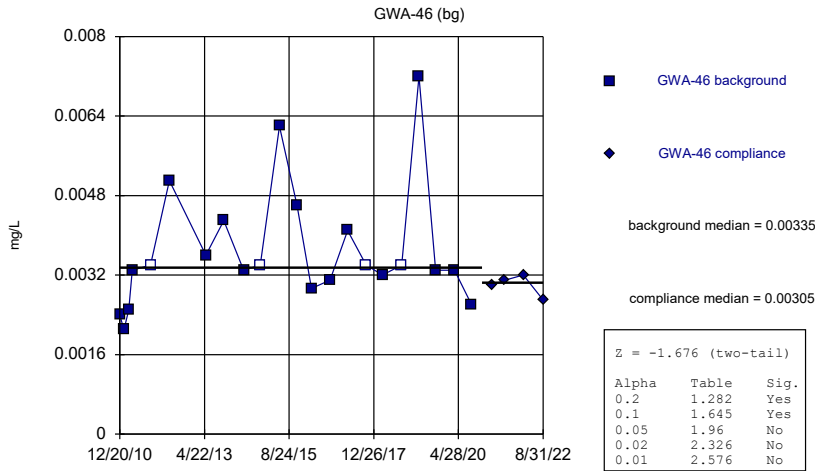
Constituent: Vanadium, Total Analysis Run 5/4/2023 12:25 PM View: Mann-Whitney
 Plant Scherer Client: Southern Company Data: Scherer PAC-CCR

Mann-Whitney (Wilcoxon Rank Sum)



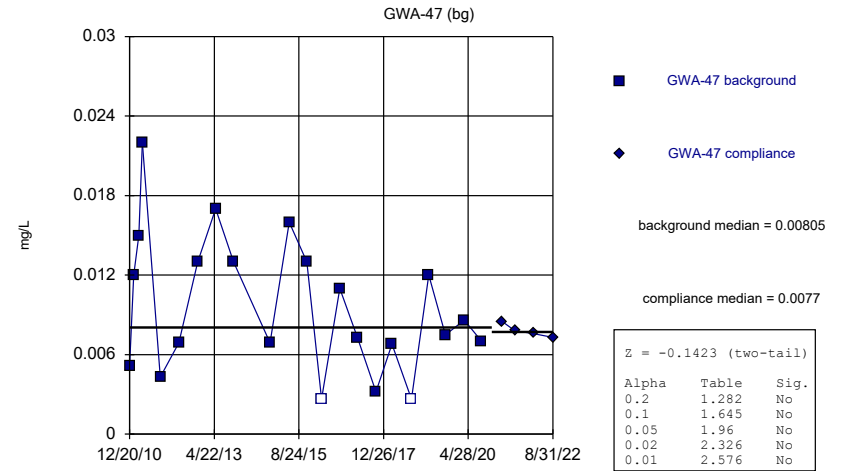
Constituent: Vanadium, Total Analysis Run 5/4/2023 12:25 PM View: Mann-Whitney
 Plant Scherer Client: Southern Company Data: Scherer PAC-CCR

Mann-Whitney (Wilcoxon Rank Sum)



Constituent: Vanadium, Total Analysis Run 5/4/2023 12:25 PM View: Mann-Whitney
 Plant Scherer Client: Southern Company Data: Scherer PAC-CCR

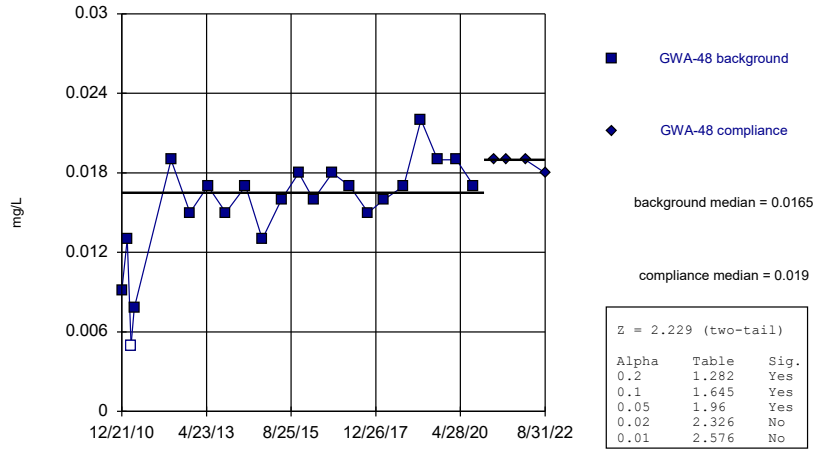
Mann-Whitney (Wilcoxon Rank Sum)



Constituent: Vanadium, Total Analysis Run 5/4/2023 12:25 PM View: Mann-Whitney
 Plant Scherer Client: Southern Company Data: Scherer PAC-CCR

Mann-Whitney (Wilcoxon Rank Sum)

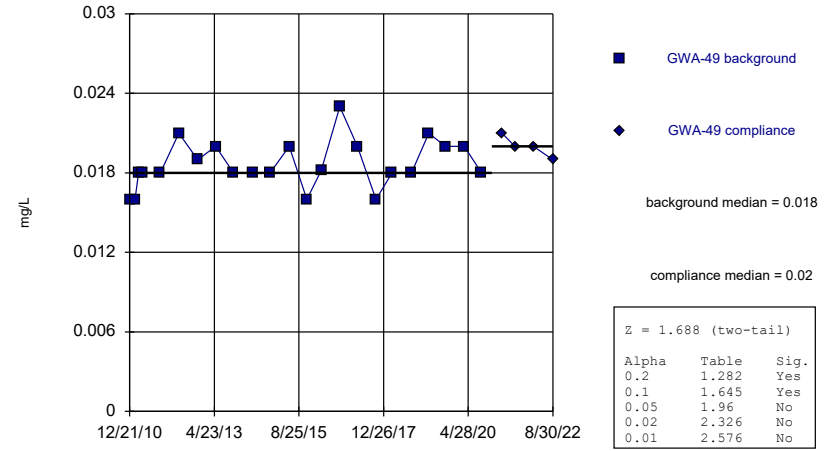
GWA-48 (bg)



Constituent: Vanadium, Total Analysis Run 5/4/2023 12:25 PM View: Mann-Whitney
Plant Scherer Client: Southern Company Data: Scherer PAC-CCR

Mann-Whitney (Wilcoxon Rank Sum)

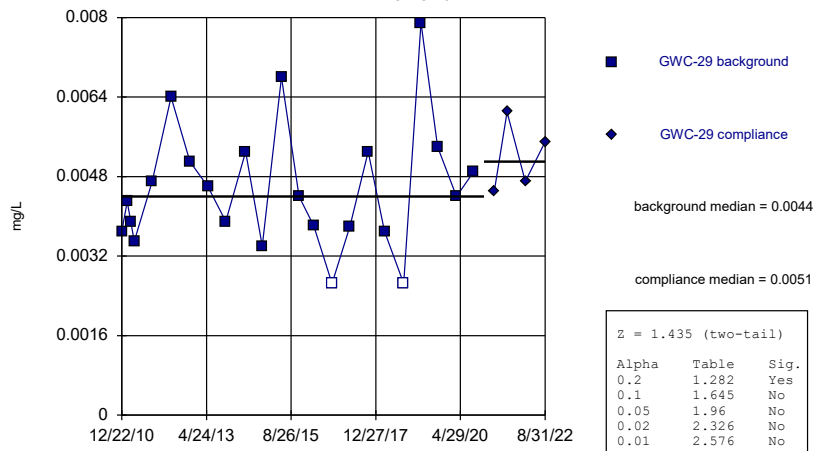
GWA-49 (bg)



Constituent: Vanadium, Total Analysis Run 5/4/2023 12:25 PM View: Mann-Whitney
Plant Scherer Client: Southern Company Data: Scherer PAC-CCR

Mann-Whitney (Wilcoxon Rank Sum)

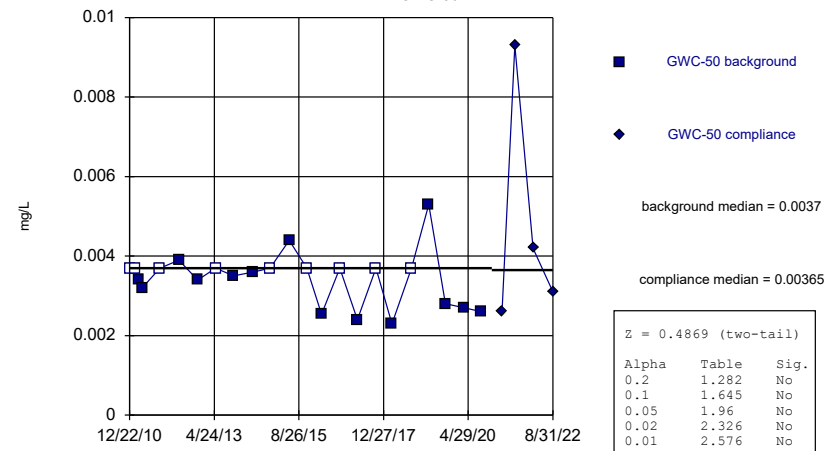
GWC-29



Constituent: Vanadium, Total Analysis Run 5/4/2023 12:25 PM View: Mann-Whitney
Plant Scherer Client: Southern Company Data: Scherer PAC-CCR

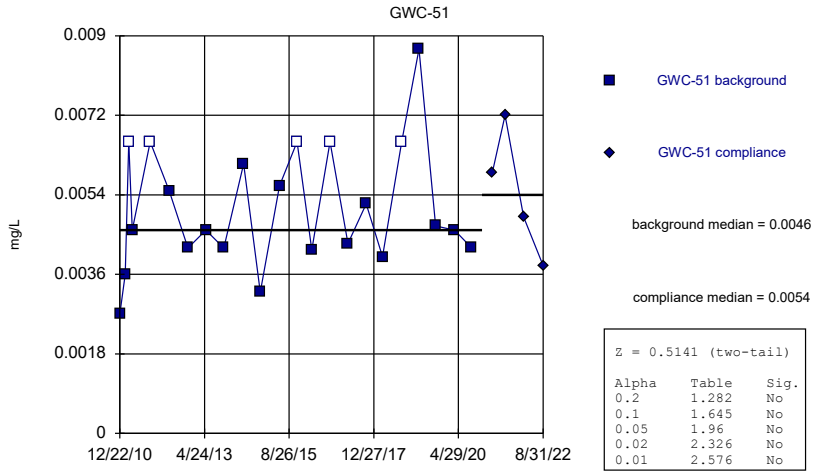
Mann-Whitney (Wilcoxon Rank Sum)

GWC-50



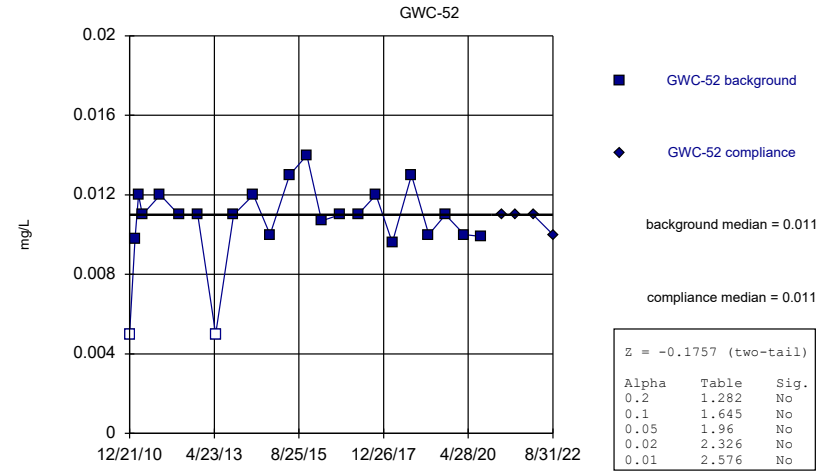
Constituent: Vanadium, Total Analysis Run 5/4/2023 12:25 PM View: Mann-Whitney
Plant Scherer Client: Southern Company Data: Scherer PAC-CCR

Mann-Whitney (Wilcoxon Rank Sum)



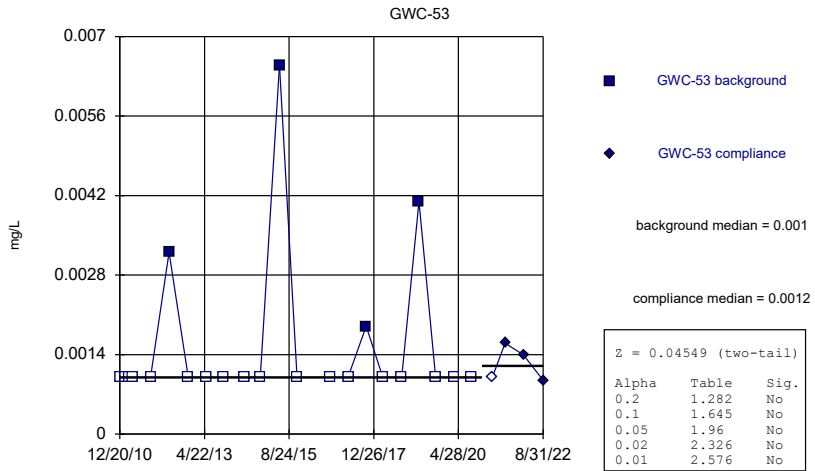
Constituent: Vanadium, Total Analysis Run 5/4/2023 12:25 PM View: Mann-Whitney
Plant Scherer Client: Southern Company Data: Scherer PAC-CCR

Mann-Whitney (Wilcoxon Rank Sum)



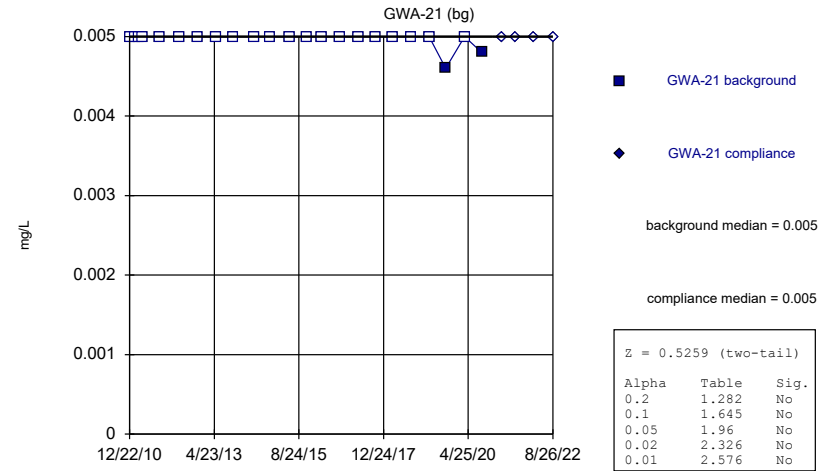
Constituent: Vanadium, Total Analysis Run 5/4/2023 12:25 PM View: Mann-Whitney
Plant Scherer Client: Southern Company Data: Scherer PAC-CCR

Mann-Whitney (Wilcoxon Rank Sum)



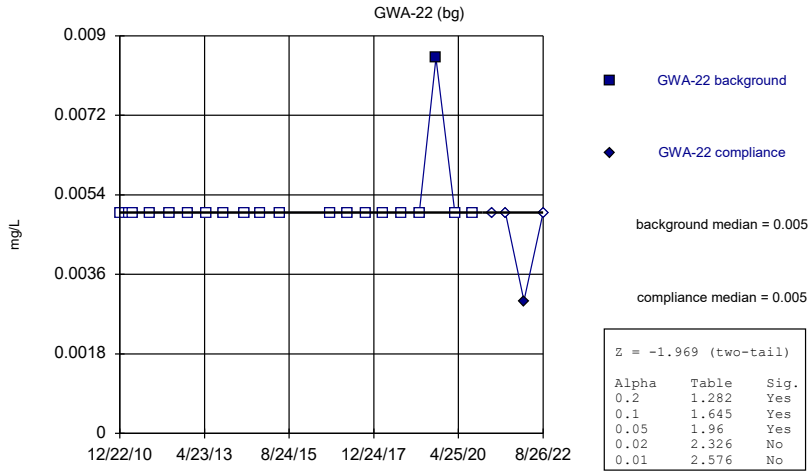
Constituent: Vanadium, Total Analysis Run 5/4/2023 12:25 PM View: Mann-Whitney
Plant Scherer Client: Southern Company Data: Scherer PAC-CCR

Mann-Whitney (Wilcoxon Rank Sum)



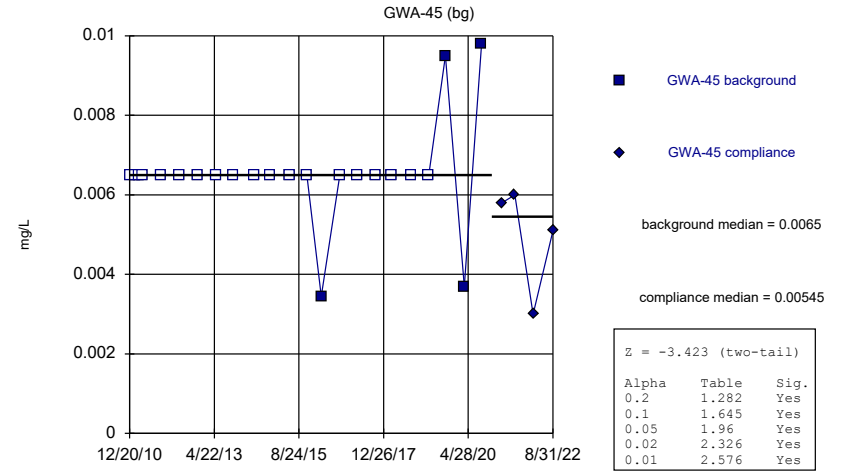
Constituent: Zinc, Total Analysis Run 5/4/2023 12:25 PM View: Mann-Whitney
Plant Scherer Client: Southern Company Data: Scherer PAC-CCR

Mann-Whitney (Wilcoxon Rank Sum)



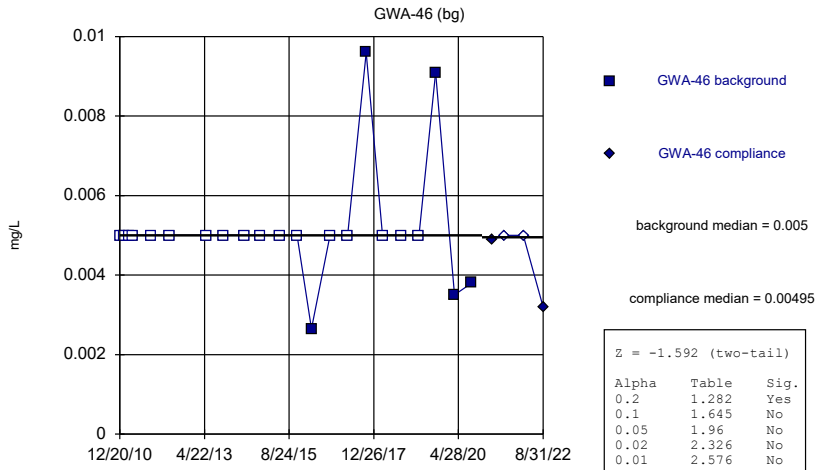
Constituent: Zinc, Total Analysis Run 5/4/2023 12:25 PM View: Mann-Whitney
Plant Scherer Client: Southern Company Data: Scherer PAC-CCR

Mann-Whitney (Wilcoxon Rank Sum)



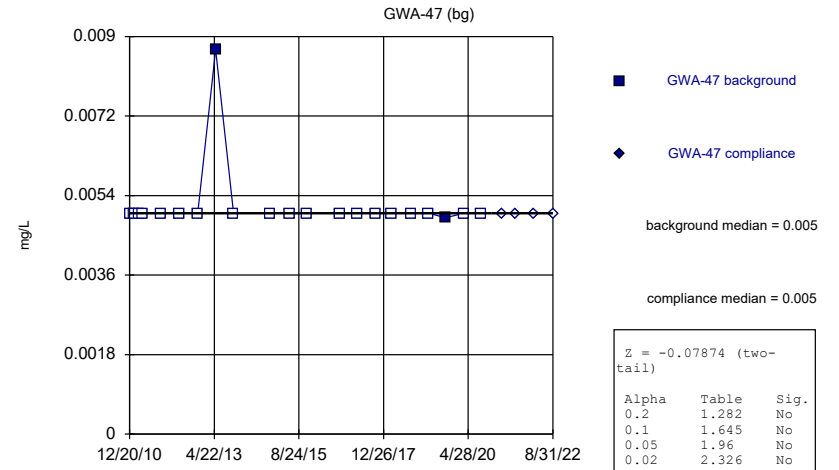
Constituent: Zinc, Total Analysis Run 5/4/2023 12:25 PM View: Mann-Whitney
Plant Scherer Client: Southern Company Data: Scherer PAC-CCR

Mann-Whitney (Wilcoxon Rank Sum)



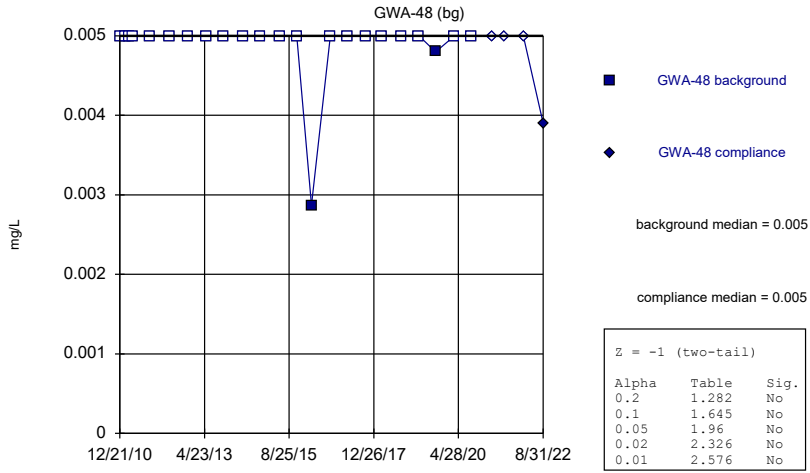
Constituent: Zinc, Total Analysis Run 5/4/2023 12:25 PM View: Mann-Whitney
Plant Scherer Client: Southern Company Data: Scherer PAC-CCR

Mann-Whitney (Wilcoxon Rank Sum)



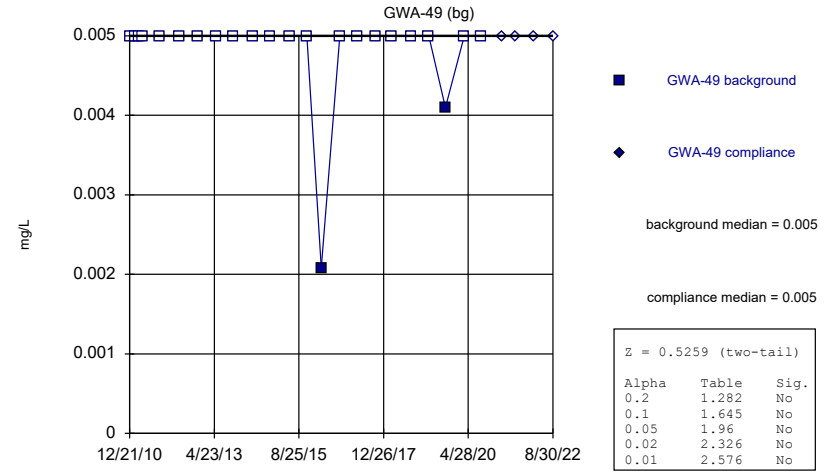
Constituent: Zinc, Total Analysis Run 5/4/2023 12:25 PM View: Mann-Whitney
Plant Scherer Client: Southern Company Data: Scherer PAC-CCR

Mann-Whitney (Wilcoxon Rank Sum)



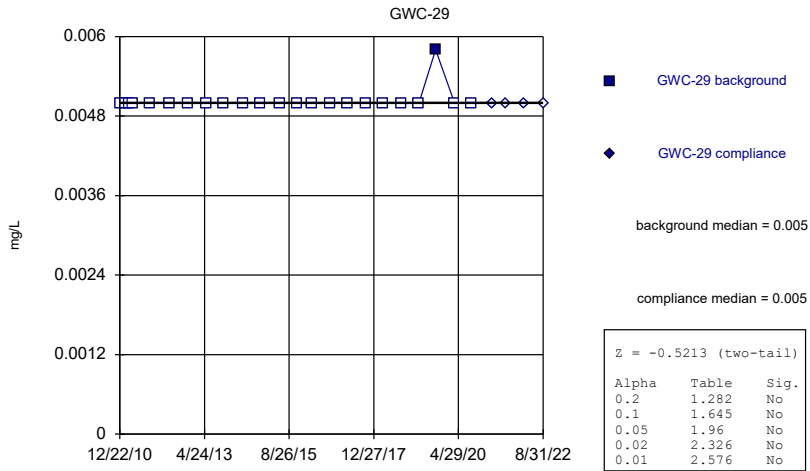
Constituent: Zinc, Total Analysis Run 5/4/2023 12:25 PM View: Mann-Whitney
Plant Scherer Client: Southern Company Data: Scherer PAC-CCR

Mann-Whitney (Wilcoxon Rank Sum)



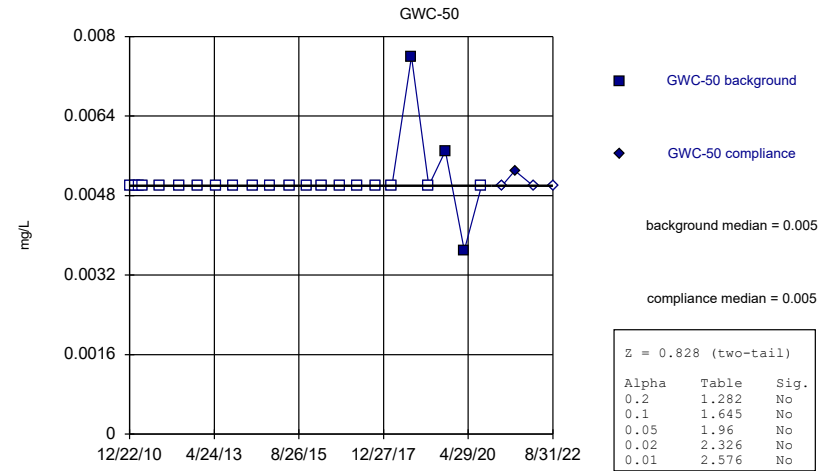
Constituent: Zinc, Total Analysis Run 5/4/2023 12:25 PM View: Mann-Whitney
Plant Scherer Client: Southern Company Data: Scherer PAC-CCR

Mann-Whitney (Wilcoxon Rank Sum)



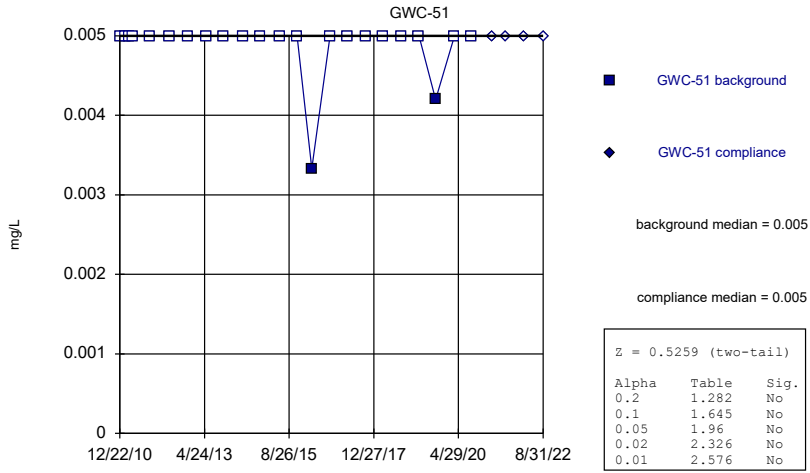
Constituent: Zinc, Total Analysis Run 5/4/2023 12:25 PM View: Mann-Whitney
Plant Scherer Client: Southern Company Data: Scherer PAC-CCR

Mann-Whitney (Wilcoxon Rank Sum)



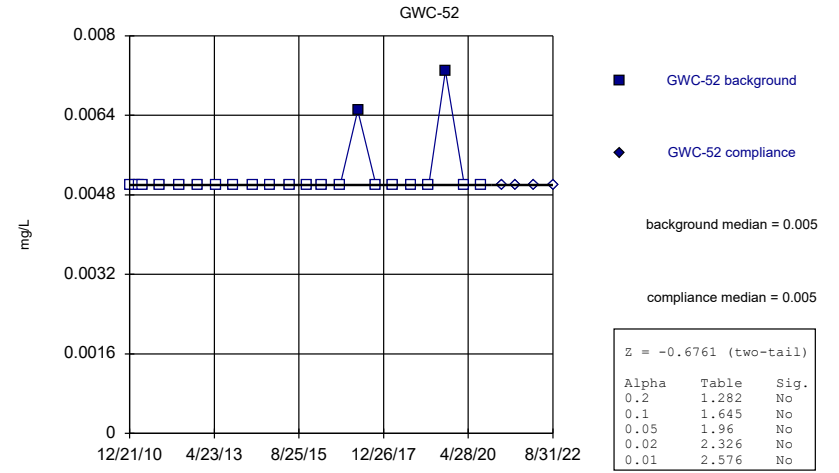
Constituent: Zinc, Total Analysis Run 5/4/2023 12:25 PM View: Mann-Whitney
Plant Scherer Client: Southern Company Data: Scherer PAC-CCR

Mann-Whitney (Wilcoxon Rank Sum)



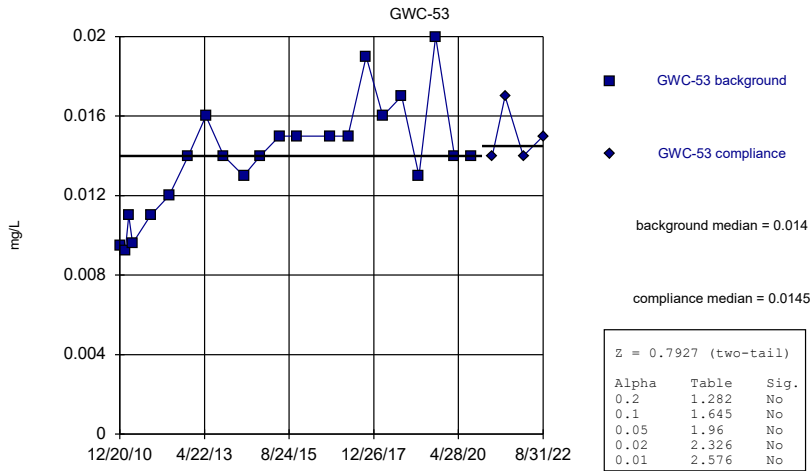
Constituent: Zinc, Total Analysis Run 5/4/2023 12:25 PM View: Mann-Whitney
Plant Scherer Client: Southern Company Data: Scherer PAC-CCR

Mann-Whitney (Wilcoxon Rank Sum)



Constituent: Zinc, Total Analysis Run 5/4/2023 12:25 PM View: Mann-Whitney
Plant Scherer Client: Southern Company Data: Scherer PAC-CCR

Mann-Whitney (Wilcoxon Rank Sum)



Constituent: Zinc, Total Analysis Run 5/4/2023 12:25 PM View: Mann-Whitney
Plant Scherer Client: Southern Company Data: Scherer PAC-CCR

Mann-Whitney (Wilcoxon Rank Sum)

Constituent: Antimony, Total (mg/L) Analysis Run 5/4/2023 12:26 PM View: Mann-Whitney

Plant Scherer Client: Southern Company Data: Scherer PAC-CCR

	GWA-21	GWA-21
12/22/2010	<0.002	
2/14/2011	<0.002	
3/22/2011	<0.002	
4/26/2011	<0.002	
10/27/2011	<0.002	
5/1/2012	<0.002	
11/8/2012	<0.002	
5/7/2013	<0.002	
11/4/2013	<0.002	
5/24/2014	<0.002	
11/8/2014	<0.002	
5/21/2015	<0.002	
11/13/2015	<0.002	
4/6/2016	<0.002	
6/14/2016	<0.002	
8/10/2016	0.001 (J)	
10/11/2016	<0.002	
12/2/2016	<0.002	
2/10/2017	<0.002	
4/10/2017	<0.002	
6/23/2017	<0.002	
10/9/2017	<0.002	
3/26/2018	<0.002	
10/3/2018	<0.002	
3/27/2019	<0.002	
9/12/2019	<0.002	
3/19/2020	<0.002	
9/10/2020	<0.002	
4/2/2021		<0.002
8/12/2021		<0.002
2/14/2022		<0.002
8/26/2022		<0.002

Mann-Whitney (Wilcoxon Rank Sum)

Constituent: Antimony, Total (mg/L) Analysis Run 5/4/2023 12:26 PM View: Mann-Whitney

Plant Scherer Client: Southern Company Data: Scherer PAC-CCR

	GWA-46	GWA-46
12/20/2010	<0.002	
2/1/2011	<0.002	
3/21/2011	<0.002	
4/26/2011	<0.002	
10/27/2011	<0.002	
5/2/2012	<0.002	
11/8/2012	<0.002	
5/7/2013	<0.002	
11/4/2013	<0.002	
5/24/2014	<0.002	
11/7/2014	<0.002	
5/20/2015	<0.002	
11/13/2015	<0.002	
4/7/2016	<0.002	
6/14/2016	0.0004 (J)	
8/9/2016	<0.002	
10/10/2016	<0.002	
12/2/2016	<0.002	
2/10/2017	<0.002	
4/7/2017	<0.002	
6/23/2017	<0.002	
10/10/2017	<0.002	
3/23/2018	<0.002	
10/4/2018	<0.002	
3/27/2019	<0.002	
9/12/2019	<0.002	
3/19/2020	<0.002	
9/11/2020	<0.002	
4/5/2021		<0.002
8/12/2021		<0.002
2/14/2022		<0.002
8/31/2022		<0.002

Mann-Whitney (Wilcoxon Rank Sum)

Constituent: Antimony, Total (mg/L) Analysis Run 5/4/2023 12:26 PM View: Mann-Whitney

Plant Scherer Client: Southern Company Data: Scherer PAC-CCR

	GWA-47	GWA-47
12/20/2010	<0.002	
2/1/2011	<0.002	
3/23/2011	<0.002	
4/27/2011	<0.002	
10/26/2011	<0.002	
5/1/2012	<0.002	
11/8/2012	<0.002	
5/7/2013	<0.002	
11/5/2013	<0.002	
5/23/2014	<0.002	
11/7/2014	<0.002	
5/21/2015	<0.002	
11/12/2015	<0.002	
4/8/2016	<0.002 (D)	
6/14/2016	<0.002	
8/9/2016	<0.002	
10/11/2016	<0.002	
12/5/2016	<0.002	
2/10/2017	<0.002	
4/7/2017	<0.002	
6/22/2017	<0.002	
10/10/2017	<0.002	
3/22/2018	<0.002	
10/5/2018	<0.002	
3/27/2019	<0.002	
9/12/2019	<0.002	
3/20/2020	<0.002	
9/11/2020	<0.002	
4/5/2021		<0.002
8/13/2021		<0.002
2/14/2022		<0.002
8/31/2022		0.00059 (J)

Mann-Whitney (Wilcoxon Rank Sum)

Constituent: Antimony, Total (mg/L) Analysis Run 5/4/2023 12:26 PM View: Mann-Whitney

Plant Scherer Client: Southern Company Data: Scherer PAC-CCR

	GWA-48	GWA-48
12/21/2010	<0.002	
2/14/2011	<0.002	
3/23/2011	<0.002	
4/27/2011	<0.002	
10/25/2011	<0.002	
5/1/2012	<0.002	
11/8/2012	<0.002	
5/7/2013	<0.002	
11/5/2013	<0.002	
5/23/2014	<0.002	
11/7/2014	<0.002	
5/21/2015	<0.002	
11/12/2015	<0.002	
4/7/2016	<0.002	
6/17/2016	<0.002	
8/10/2016	<0.002	
10/14/2016	<0.002	
12/19/2016	<0.002	
2/13/2017	<0.002	
4/7/2017	<0.002	
6/22/2017	<0.002	
10/10/2017	<0.002	
3/23/2018	<0.002	
10/3/2018	<0.002	
3/27/2019	<0.002	
9/12/2019	<0.002	
3/19/2020	<0.002	
9/11/2020	<0.002	
4/5/2021		<0.002
8/12/2021		<0.002
2/14/2022		<0.002
8/31/2022		0.00089 (J)

Mann-Whitney (Wilcoxon Rank Sum)

Constituent: Antimony, Total (mg/L) Analysis Run 5/4/2023 12:26 PM View: Mann-Whitney

Plant Scherer Client: Southern Company Data: Scherer PAC-CCR

	GWC-51	GWC-51
12/22/2010	<0.002	
2/15/2011	<0.002	
3/22/2011	<0.002	
4/27/2011	<0.002	
10/26/2011	<0.002	
5/2/2012	<0.002	
11/8/2012	<0.002	
5/8/2013	<0.002	
11/4/2013	<0.002	
5/24/2014	<0.002	
11/7/2014	<0.002	
5/22/2015	<0.002	
11/13/2015	<0.002	
4/11/2016	<0.002	
6/16/2016	<0.002	
8/10/2016	<0.002	
10/13/2016	<0.002	
12/5/2016	<0.002	
2/13/2017	<0.002	
4/10/2017	<0.002	
6/23/2017	<0.002	
10/11/2017	<0.002	
3/26/2018	<0.002	
10/4/2018	<0.002	
3/27/2019	<0.002	
9/12/2019	<0.002	
3/19/2020	<0.002	
9/11/2020	<0.002	
4/5/2021		<0.002
8/13/2021		<0.002
2/15/2022		<0.002
8/31/2022		0.00087 (J)

Mann-Whitney (Wilcoxon Rank Sum)

Constituent: Arsenic, Total (mg/L) Analysis Run 5/4/2023 12:26 PM View: Mann-Whitney

Plant Scherer Client: Southern Company Data: Scherer PAC-CCR

	GWA-45	GWA-45
12/20/2010	<0.001	
2/14/2011	<0.001	
3/21/2011	<0.001	
4/26/2011	<0.001	
10/26/2011	<0.001	
5/1/2012	<0.001	
11/8/2012	<0.001	
5/8/2013	<0.001	
11/4/2013	<0.001	
5/24/2014	<0.001	
11/7/2014	<0.001	
5/20/2015	<0.001	
11/13/2015	<0.001	
4/7/2016	<0.001	
6/14/2016	<0.001	
8/9/2016	<0.001	
10/10/2016	<0.001	
12/2/2016	<0.001	
2/9/2017	<0.001	
4/7/2017	<0.001	
6/22/2017	<0.001	
10/10/2017	0.0015	
3/22/2018	<0.001 (D)	
10/3/2018	<0.001	
3/27/2019	<0.001	
9/12/2019	<0.001	
3/19/2020	<0.001	
9/11/2020	<0.001	
4/2/2021		<0.001
8/12/2021		<0.001
2/14/2022		<0.001
8/31/2022		<0.001

Mann-Whitney (Wilcoxon Rank Sum)

Constituent: Arsenic, Total (mg/L) Analysis Run 5/4/2023 12:26 PM View: Mann-Whitney

Plant Scherer Client: Southern Company Data: Scherer PAC-CCR

	GWA-48	GWA-48
12/21/2010	<0.001	
2/14/2011	<0.001	
3/23/2011	<0.001	
4/27/2011	<0.001	
10/25/2011	<0.001	
5/1/2012	<0.001	
11/8/2012	<0.001	
5/7/2013	<0.001	
11/5/2013	<0.001	
5/23/2014	<0.001	
11/7/2014	<0.001	
5/21/2015	<0.001	
11/12/2015	<0.001	
4/7/2016	<0.001	
6/17/2016	<0.001	
8/10/2016	<0.001	
10/14/2016	<0.001	
12/19/2016	<0.001	
2/13/2017	<0.001	
4/7/2017	<0.001	
6/22/2017	<0.001	
10/10/2017	<0.001	
3/23/2018	<0.001	
10/3/2018	<0.001	
3/27/2019	<0.001	
9/12/2019	<0.001	
3/19/2020	<0.001	
9/11/2020	<0.001	
4/5/2021		0.00031 (J)
8/12/2021		<0.001
2/14/2022		<0.001
8/31/2022		<0.001

Mann-Whitney (Wilcoxon Rank Sum)

Constituent: Arsenic, Total (mg/L) Analysis Run 5/4/2023 12:26 PM View: Mann-Whitney

Plant Scherer Client: Southern Company Data: Scherer PAC-CCR

	GWA-49	GWA-49
12/21/2010	<0.001	
2/14/2011	<0.001	
3/21/2011	<0.001	
4/26/2011	<0.001	
10/26/2011	<0.001	
5/2/2012	<0.001	
11/8/2012	<0.001	
5/8/2013	<0.001	
11/5/2013	<0.001	
5/23/2014	<0.001	
11/7/2014	<0.001	
5/21/2015	<0.001	
11/12/2015	<0.001	
4/7/2016	<0.001	
6/14/2016	<0.001	
8/9/2016	0.00053	
10/11/2016	<0.001	
12/2/2016	<0.001	
2/9/2017	<0.001	
4/7/2017	<0.001	
6/22/2017	<0.001	
10/10/2017	<0.001	
3/22/2018	<0.001	
10/3/2018	<0.001	
3/27/2019	<0.001	
9/12/2019	<0.001	
3/19/2020	<0.001	
9/10/2020	<0.001	
4/6/2021		<0.001
8/12/2021		<0.001
2/14/2022		<0.001
8/30/2022		<0.001

Mann-Whitney (Wilcoxon Rank Sum)

Constituent: Arsenic, Total (mg/L) Analysis Run 5/4/2023 12:26 PM View: Mann-Whitney
Plant Scherer Client: Southern Company Data: Scherer PAC-CCR

	GWC-29	GWC-29
12/22/2010	<0.001	
2/15/2011	<0.001	
3/22/2011	<0.001	
4/27/2011	<0.001	
10/26/2011	<0.001	
5/2/2012	<0.001	
11/8/2012	<0.001	
5/8/2013	<0.001	
11/4/2013	<0.001	
5/24/2014	<0.001	
11/7/2014	<0.001	
5/22/2015	<0.001	
11/13/2015	<0.001	
4/11/2016	<0.001	
6/15/2016	<0.001	
8/10/2016	<0.001	
10/11/2016	<0.001	
12/5/2016	<0.001	
2/13/2017	<0.001	
4/10/2017	<0.001	
6/23/2017	<0.001	
10/10/2017	0.0013	
3/26/2018	<0.001	
10/4/2018	<0.001	
3/28/2019	<0.001	
9/12/2019	<0.001	
3/19/2020	<0.001	
9/10/2020	<0.001	
4/6/2021		<0.001
8/13/2021		<0.001
2/14/2022		<0.001
8/31/2022		<0.001

Mann-Whitney (Wilcoxon Rank Sum)

Constituent: Arsenic, Total (mg/L) Analysis Run 5/4/2023 12:26 PM View: Mann-Whitney

Plant Scherer Client: Southern Company Data: Scherer PAC-CCR

	GWC-50	GWC-50
12/22/2010	<0.001	
2/15/2011	<0.001	
3/22/2011	<0.001	
4/27/2011	<0.001	
10/26/2011	<0.001	
5/2/2012	<0.001	
11/8/2012	<0.001	
5/8/2013	<0.001	
11/4/2013	<0.001	
5/24/2014	<0.001	
11/8/2014	<0.001	
5/22/2015	<0.001	
11/13/2015	<0.001	
4/11/2016	<0.001	
6/15/2016	<0.001	
8/10/2016	<0.001	
10/11/2016	<0.001	
12/2/2016	<0.001	
2/13/2017	<0.001	
4/7/2017	0.00052	
6/22/2017	<0.001	
10/10/2017	<0.001	
3/23/2018	<0.001	
10/4/2018	<0.001	
3/28/2019	<0.001	
9/12/2019	<0.001	
3/19/2020	<0.001	
9/10/2020	<0.001	
4/6/2021		<0.001
8/13/2021		<0.001
2/14/2022		<0.001
8/31/2022		<0.001

Mann-Whitney (Wilcoxon Rank Sum)

Constituent: Arsenic, Total (mg/L) Analysis Run 5/4/2023 12:26 PM View: Mann-Whitney

Plant Scherer Client: Southern Company Data: Scherer PAC-CCR

	GWC-53	GWC-53
12/20/2010	<0.001	
2/14/2011	<0.001	
3/21/2011	<0.001	
4/27/2011	<0.001	
10/26/2011	<0.001	
5/1/2012	<0.001	
11/9/2012	<0.001	
5/8/2013	<0.001	
11/4/2013	<0.001	
5/24/2014	<0.001	
11/7/2014	<0.001	
5/20/2015	<0.001	
11/13/2015	<0.001	
6/16/2016	<0.001	
8/11/2016	<0.001	
10/13/2016	<0.001	
12/6/2016	<0.001	
2/13/2017	0.0011	
4/11/2017	<0.001	
6/24/2017	<0.001	
10/11/2017	<0.001	
3/26/2018	<0.001	
10/4/2018	<0.001	
3/28/2019	<0.001	
9/12/2019	<0.001	
3/19/2020	<0.001	
9/11/2020	<0.001	
4/6/2021		<0.001
8/13/2021		<0.001
2/14/2022		<0.001
8/31/2022		<0.001

Mann-Whitney (Wilcoxon Rank Sum)

Constituent: Barium, Total (mg/L) Analysis Run 5/4/2023 12:26 PM View: Mann-Whitney

Plant Scherer Client: Southern Company Data: Scherer PAC-CCR

	GWA-21	GWA-21
12/22/2010	0.026 (J)	
2/14/2011	0.022 (J)	
3/22/2011	0.02 (J)	
4/26/2011	0.019 (J)	
10/27/2011	0.021	
5/1/2012	0.017	
11/8/2012	0.023	
5/7/2013	0.021	
11/4/2013	0.018	
5/24/2014	0.022	
11/8/2014	0.02	
5/21/2015	0.022	
11/13/2015	0.025	
4/6/2016	0.0239	
6/14/2016	0.021	
8/10/2016	0.019	
10/11/2016	0.02	
12/2/2016	0.022	
2/10/2017	0.03	
4/10/2017	0.025	
6/23/2017	0.026	
10/9/2017	0.025	
3/26/2018	0.026	
10/3/2018	0.00049 (O)	
3/27/2019	0.024	
9/12/2019	0.025	
3/19/2020	0.027	
9/10/2020	0.023	
4/2/2021		0.02
8/12/2021		0.023
2/14/2022		0.024
8/26/2022		0.026

Mann-Whitney (Wilcoxon Rank Sum)

Constituent: Barium, Total (mg/L) Analysis Run 5/4/2023 12:26 PM View: Mann-Whitney

Plant Scherer Client: Southern Company Data: Scherer PAC-CCR

	GWA-22	GWA-22
12/22/2010	0.028 (J)	
2/14/2011	0.025 (J)	
3/22/2011	0.029 (J)	
4/26/2011	0.031 (J)	
10/27/2011	0.027	
5/1/2012	0.022	
11/8/2012	0.024	
5/7/2013	0.027	
11/4/2013	0.024	
5/24/2014	0.025	
11/8/2014	0.023	
5/21/2015	0.023	
11/13/2015	0.023	
4/8/2016	0.0244	
6/14/2016	0.023	
8/9/2016	0.026	
10/11/2016	0.022	
12/5/2016	0.025	
2/10/2017	0.026	
4/7/2017	0.021	
6/26/2017	0.028	
10/9/2017	0.021	
3/26/2018	0.022 (D)	
10/3/2018	0.022	
3/27/2019	0.022	
9/12/2019	0.023	
3/19/2020	0.024	
9/10/2020	0.022	
4/2/2021		0.023
8/12/2021		0.024
2/15/2022		0.032
8/26/2022		0.021

Mann-Whitney (Wilcoxon Rank Sum)

Constituent: Barium, Total (mg/L) Analysis Run 5/4/2023 12:26 PM View: Mann-Whitney

Plant Scherer Client: Southern Company Data: Scherer PAC-CCR

	GWA-45	GWA-45
12/20/2010	0.024 (J)	
2/14/2011	0.023 (J)	
3/21/2011	0.021 (J)	
4/26/2011	0.019 (J)	
10/26/2011	0.023	
5/1/2012	0.014	
11/8/2012	0.034	
5/8/2013	0.016	
11/4/2013	0.014	
5/24/2014	0.027	
11/7/2014	0.03	
5/20/2015	0.029	
11/13/2015	0.041	
4/7/2016	0.0381	
6/14/2016	0.034	
8/9/2016	0.032	
10/10/2016	0.037	
12/2/2016	0.038	
2/9/2017	0.048	
4/7/2017	0.045	
6/22/2017	0.049	
10/10/2017	0.044	
3/22/2018	0.0495 (D)	
10/3/2018	0.042	
3/27/2019		0.057
9/12/2019	0.1 (L)	
12/2/2019	0.11 (RL)	
3/19/2020	0.11 (L)	
9/11/2020	0.15 (L)	
4/2/2021	0.11 (L)	
8/12/2021		0.091
2/14/2022		0.077
8/31/2022		0.065

Mann-Whitney (Wilcoxon Rank Sum)

Constituent: Barium, Total (mg/L) Analysis Run 5/4/2023 12:26 PM View: Mann-Whitney

Plant Scherer Client: Southern Company Data: Scherer PAC-CCR

	GWA-46	GWA-46
12/20/2010	0.019 (J)	
2/1/2011	0.017 (J)	
3/21/2011	0.019 (J)	
4/26/2011	0.02 (J)	
10/27/2011	0.018	
5/2/2012	0.017	
11/8/2012	0.048 (O)	
5/7/2013	0.02	
11/4/2013	0.019	
5/24/2014	0.019	
11/7/2014	0.019	
5/20/2015	0.018	
11/13/2015	0.02	
4/7/2016	0.0207	
6/14/2016	0.019	
8/9/2016	0.017	
10/10/2016	0.02	
12/2/2016	0.02	
2/10/2017	0.018	
4/7/2017	0.02	
6/23/2017	0.021	
10/10/2017	0.018	
3/23/2018	0.02	
10/4/2018	0.019	
3/27/2019	0.021	
9/12/2019	0.022	
3/19/2020	0.023	
9/11/2020	0.022	
4/5/2021		0.022
8/12/2021		0.023
2/14/2022		0.024
8/31/2022		0.022

Mann-Whitney (Wilcoxon Rank Sum)

Constituent: Barium, Total (mg/L) Analysis Run 5/4/2023 12:26 PM View: Mann-Whitney

Plant Scherer Client: Southern Company Data: Scherer PAC-CCR

	GWA-47	GWA-47
12/20/2010	0.029 (J)	
2/1/2011	0.038 (J)	
3/23/2011	0.045 (J)	
4/27/2011	0.043 (J)	
10/26/2011	0.023	
5/1/2012	0.021	
11/8/2012	0.038	
5/7/2013	0.042	
11/5/2013	0.039	
5/23/2014	0.088 (O)	
11/7/2014	0.027	
5/21/2015	0.036	
11/12/2015	0.038	
4/8/2016	0.0261	
6/14/2016	0.023	
8/9/2016	0.026	
10/11/2016	0.03	
12/5/2016	0.026	
2/10/2017	0.023	
4/7/2017	0.024	
6/22/2017	0.025	
10/10/2017	0.022	
3/22/2018	0.024	
10/5/2018	0.026	
3/27/2019	0.026	
9/12/2019	0.028	
3/20/2020	0.029	
9/11/2020	0.026	
4/5/2021		0.028
8/13/2021		0.026
2/14/2022		0.029
8/31/2022		0.031

Mann-Whitney (Wilcoxon Rank Sum)

Constituent: Barium, Total (mg/L) Analysis Run 5/4/2023 12:26 PM View: Mann-Whitney

Plant Scherer Client: Southern Company Data: Scherer PAC-CCR

	GWA-48	GWA-48
12/21/2010	0.055 (O)	
2/14/2011	0.05 (O)	
3/23/2011	0.031 (J)	
4/27/2011	0.015 (J)	
10/25/2011	0.02	
5/1/2012	0.017	
11/8/2012	0.012	
5/7/2013	0.022	
11/5/2013	0.012	
5/23/2014	0.02	
11/7/2014	0.012	
5/21/2015	0.011	
11/12/2015	0.012	
4/7/2016	0.0116	
6/17/2016	0.012	
8/10/2016	0.012	
10/14/2016	0.016	
12/19/2016	0.012	
2/13/2017	0.017	
4/7/2017	0.011	
6/22/2017	0.014	
10/10/2017	0.012	
3/23/2018	0.012	
10/3/2018	0.012	
3/27/2019	0.013	
9/12/2019	0.016	
3/19/2020	0.02	
9/11/2020	0.013	
4/5/2021		0.015
8/12/2021		0.013
2/14/2022		0.014
8/31/2022		0.016

Mann-Whitney (Wilcoxon Rank Sum)

Constituent: Barium, Total (mg/L) Analysis Run 5/4/2023 12:26 PM View: Mann-Whitney

Plant Scherer Client: Southern Company Data: Scherer PAC-CCR

	GWA-49	GWA-49
12/21/2010	0.021 (J)	
2/14/2011	0.021 (J)	
3/21/2011	0.021 (J)	
4/26/2011	0.021 (J)	
10/26/2011	0.019	
5/2/2012	0.018	
11/8/2012	0.018	
5/8/2013	0.017	
11/5/2013	0.019	
5/23/2014	0.021	
11/7/2014	0.019	
5/21/2015	0.02	
11/12/2015	0.019	
4/7/2016	0.0201	
6/14/2016	0.017	
8/9/2016	0.017	
10/11/2016	0.02	
12/2/2016	0.02	
2/9/2017	0.018	
4/7/2017	0.018	
6/22/2017	0.02	
10/10/2017	0.02	
3/22/2018	0.018	
10/3/2018	0.018	
3/27/2019	0.019	
9/12/2019	0.022	
3/19/2020	0.02	
9/10/2020	0.02	
4/6/2021		0.02
8/12/2021		0.024
2/14/2022		0.022
8/30/2022		0.021

Mann-Whitney (Wilcoxon Rank Sum)

Constituent: Barium, Total (mg/L) Analysis Run 5/4/2023 12:26 PM View: Mann-Whitney

Plant Scherer Client: Southern Company Data: Scherer PAC-CCR

	GWC-29	GWC-29
12/22/2010	0.016 (J)	
2/15/2011	0.016 (J)	
3/22/2011	0.014 (J)	
4/27/2011	0.016 (J)	
10/26/2011	0.015	
5/2/2012	0.012	
11/8/2012	0.015	
5/8/2013	0.014	
11/4/2013	0.016	
5/24/2014	0.015	
11/7/2014	0.016	
5/22/2015	0.015	
11/13/2015	0.016	
4/11/2016	0.0167	
6/15/2016	0.015	
8/10/2016	0.015	
10/11/2016	0.017	
12/5/2016	0.017	
2/13/2017	0.016	
4/10/2017	0.015	
6/23/2017	0.017	
10/10/2017	0.016	
3/26/2018	0.015	
10/4/2018	0.018	
3/28/2019	0.017	
9/12/2019	0.019	
3/19/2020	0.019	
9/10/2020	0.02	
4/6/2021		0.018
8/13/2021		0.021
2/14/2022		0.02
8/31/2022		0.025

Mann-Whitney (Wilcoxon Rank Sum)

Constituent: Barium, Total (mg/L) Analysis Run 5/4/2023 12:26 PM View: Mann-Whitney

Plant Scherer Client: Southern Company Data: Scherer PAC-CCR

	GWC-50	GWC-50
12/22/2010	0.011 (J)	
2/15/2011	0.013 (J)	
3/22/2011	0.01 (J)	
4/27/2011	0.011 (J)	
10/26/2011	0.013	
5/2/2012	0.0084 (J)	
11/8/2012	0.012	
5/8/2013	0.013	
11/4/2013	0.012	
5/24/2014	0.012	
11/8/2014	0.01	
5/22/2015	0.011	
11/13/2015	0.011	
4/11/2016	0.0132	
6/15/2016	0.011	
8/10/2016	0.012	
10/11/2016	0.012	
12/2/2016	0.012	
2/13/2017	0.013	
4/7/2017	0.01	
6/22/2017	0.012	
10/10/2017	0.011	
3/23/2018	0.011	
10/4/2018	0.012	
3/28/2019	0.012	
9/12/2019	0.013	
3/19/2020	0.013	
9/10/2020	0.013	
4/6/2021		0.013
8/13/2021		0.029
2/14/2022		0.018
8/31/2022		0.015

Mann-Whitney (Wilcoxon Rank Sum)

Constituent: Barium, Total (mg/L) Analysis Run 5/4/2023 12:26 PM View: Mann-Whitney

Plant Scherer Client: Southern Company Data: Scherer PAC-CCR

	GWC-51	GWC-51
12/22/2010	0.011 (J)	
2/15/2011	0.013 (J)	
3/22/2011	0.01 (J)	
4/27/2011	0.011 (J)	
10/26/2011	0.0099 (J)	
5/2/2012	0.0085 (J)	
11/8/2012	<0.01	
5/8/2013	0.0094 (J)	
11/4/2013	0.0094 (J)	
5/24/2014	0.0094 (J)	
11/7/2014	0.0094 (J)	
5/22/2015	0.0092 (J)	
11/13/2015	0.0095 (J)	
4/11/2016	0.0105	
6/16/2016	0.0089 (J)	
8/10/2016	0.0082	
10/13/2016	0.0088	
12/5/2016	0.01	
2/13/2017	0.0097	
4/10/2017	0.0082	
6/23/2017	0.01	
10/11/2017	0.0092	
3/26/2018	0.0094	
10/4/2018	0.0093	
3/27/2019	0.011	
9/12/2019	0.011	
3/19/2020	0.011	
9/11/2020	0.01	
4/5/2021		0.01
8/13/2021		0.019
2/15/2022		0.011
8/31/2022		0.011

Mann-Whitney (Wilcoxon Rank Sum)

Constituent: Barium, Total (mg/L) Analysis Run 5/4/2023 12:26 PM View: Mann-Whitney

Plant Scherer Client: Southern Company Data: Scherer PAC-CCR

	GWC-52	GWC-52
12/21/2010	0.01 (J)	
2/15/2011	0.0086 (J)	
3/21/2011	0.009 (J)	
4/28/2011	0.012 (J)	
10/26/2011	0.0093 (J)	
5/1/2012	0.0048 (J)	
11/9/2012	0.0091 (J)	
5/8/2013	0.0096 (J)	
11/4/2013	0.012	
5/24/2014	0.011	
11/7/2014	0.011	
5/22/2015	0.011	
11/13/2015	0.011	
4/11/2016	0.012	
6/16/2016	0.011	
8/11/2016	0.012	
10/13/2016	0.012	
12/5/2016	0.013	
2/13/2017	0.012	
4/11/2017	0.012	
6/24/2017	0.013	
10/11/2017	0.012	
3/26/2018	0.013	
10/4/2018	0.013	
3/28/2019	0.014	
9/12/2019	0.017	
3/19/2020	0.018	
9/11/2020	0.017	
4/5/2021		0.019
8/17/2021		0.02
2/14/2022		0.021
8/31/2022		0.022

Mann-Whitney (Wilcoxon Rank Sum)

Constituent: Barium, Total (mg/L) Analysis Run 5/4/2023 12:26 PM View: Mann-Whitney

Plant Scherer Client: Southern Company Data: Scherer PAC-CCR

	GWC-53	GWC-53
12/20/2010	0.11	
2/14/2011	<0.1	
3/21/2011	<0.1	
4/27/2011	0.091 (J)	
10/26/2011	0.1	
5/1/2012	0.095	
11/9/2012	0.093	
5/8/2013	0.077	
11/4/2013	0.083	
5/24/2014	0.07	
11/7/2014	0.065	
5/20/2015	0.058	
11/13/2015	0.058	
4/8/2016	0.0619	
6/16/2016	0.052	
8/11/2016	0.044	
10/13/2016	0.049	
12/6/2016	0.047	
2/13/2017	0.05	
4/11/2017	0.053	
6/24/2017	0.054	
10/11/2017	0.05	
3/26/2018	0.05	
10/4/2018	0.042	
3/28/2019	0.045	
9/12/2019	0.043	
3/19/2020	0.047	
9/11/2020	0.044	
4/6/2021		0.041
8/13/2021		0.038
2/14/2022		0.042
8/31/2022		0.036

Mann-Whitney (Wilcoxon Rank Sum)

Constituent: Beryllium, Total (mg/L) Analysis Run 5/4/2023 12:26 PM View: Mann-Whitney

Plant Scherer Client: Southern Company Data: Scherer PAC-CCR

	GWA-22	GWA-22
12/22/2010	<0.0025	
2/14/2011	<0.0025	
3/22/2011	<0.0025	
4/26/2011	<0.0025	
10/27/2011	<0.0025	
5/1/2012	<0.0025	
11/8/2012	<0.0025	
5/7/2013	<0.0025	
11/4/2013	<0.0025	
5/24/2014	<0.0025	
11/8/2014	<0.0025	
5/21/2015	<0.0025	
11/13/2015	<0.0025	
4/8/2016	<0.0025	
6/14/2016	<0.0025	
8/9/2016	<0.0025	
10/11/2016	<0.0025	
12/5/2016	<0.0025	
2/10/2017	<0.0025	
4/7/2017	<0.0025	
6/26/2017	<0.0025	
10/9/2017	<0.0025	
3/26/2018	<0.0025 (D)	
10/3/2018	<0.0025	
3/27/2019	<0.0025	
9/12/2019	<0.0025	
3/19/2020	<0.0025	
9/10/2020	<0.0025	
4/2/2021		0.00019 (J)
8/12/2021		<0.0025
2/15/2022		<0.0025
8/26/2022		<0.0025

Mann-Whitney (Wilcoxon Rank Sum)

Constituent: Beryllium, Total (mg/L) Analysis Run 5/4/2023 12:26 PM View: Mann-Whitney

Plant Scherer Client: Southern Company Data: Scherer PAC-CCR

	GWC-51	GWC-51
12/22/2010	<0.0025	
2/15/2011	<0.0025	
3/22/2011	<0.0025	
4/27/2011	<0.0025	
10/26/2011	<0.0025	
5/2/2012	<0.0025	
11/8/2012	<0.0025	
5/8/2013	<0.0025	
11/4/2013	<0.0025	
5/24/2014	<0.0025	
11/7/2014	<0.0025	
5/22/2015	<0.0025	
11/13/2015	<0.0025	
4/11/2016	<0.0025	
6/16/2016	2E-05 (J)	
8/10/2016	<0.0025	
10/13/2016	<0.0025	
12/5/2016	<0.0025	
2/13/2017	<0.0025	
4/10/2017	<0.0025	
6/23/2017	<0.0025	
10/11/2017	<0.0025	
3/26/2018	<0.0025	
10/4/2018	<0.0025	
3/27/2019	<0.0025	
9/12/2019	<0.0025	
3/19/2020	<0.0025	
9/11/2020	<0.0025	
4/5/2021		<0.0025
8/13/2021		<0.0025
2/15/2022		<0.0025
8/31/2022		<0.0025

Mann-Whitney (Wilcoxon Rank Sum)

Constituent: Boron (mg/L) Analysis Run 5/4/2023 12:26 PM View: Mann-Whitney
Plant Scherer Client: Southern Company Data: Scherer PAC-CCR

	GWA-21	GWA-21
4/6/2016	<0.08	
6/14/2016	0.0012 (J)	
8/10/2016	<0.08	
10/11/2016	<0.08	
12/2/2016	<0.08	
2/10/2017	<0.08	
4/10/2017	<0.08	
6/23/2017	<0.08	
10/9/2017	<0.08	
3/26/2018	<0.08	
10/3/2018	<0.08	
3/27/2019	<0.08	
9/12/2019	0.053	
3/19/2020	<0.08	
9/10/2020	<0.08	
4/2/2021		<0.08
8/12/2021		<0.08
2/14/2022		<0.08
8/26/2022		<0.08

Mann-Whitney (Wilcoxon Rank Sum)

Constituent: Boron (mg/L) Analysis Run 5/4/2023 12:26 PM View: Mann-Whitney

Plant Scherer Client: Southern Company Data: Scherer PAC-CCR

	GWA-45	GWA-45
4/7/2016	0.0657 (J)	
6/14/2016	0.12	
8/9/2016	0.22	
10/10/2016	0.52	
12/2/2016	0.65	
2/9/2017	0.57	
4/7/2017	0.5	
6/22/2017	0.48	
10/10/2017	0.79	
3/22/2018	0.66	
10/3/2018	0.89	
3/27/2019	0.74	
9/12/2019	0.91	
3/19/2020	0.86	
9/11/2020	1	
4/2/2021		1.1
8/12/2021		1.1
2/14/2022		0.86
8/31/2022		1.2

Mann-Whitney (Wilcoxon Rank Sum)

Constituent: Boron (mg/L) Analysis Run 5/4/2023 12:26 PM View: Mann-Whitney
Plant Scherer Client: Southern Company Data: Scherer PAC-CCR

	GWA-47	GWA-47
4/8/2016	<0.08	
6/14/2016	0.00079 (J)	
8/9/2016	<0.08	
10/11/2016	<0.08	
12/5/2016	<0.08	
2/10/2017	<0.08	
4/7/2017	<0.08	
6/22/2017	<0.08	
10/10/2017	<0.08	
3/22/2018	<0.08	
10/5/2018	<0.08	
3/27/2019	<0.08	
9/12/2019	<0.08	
3/20/2020	<0.08	
9/11/2020	<0.08	
4/5/2021		<0.08
8/13/2021		<0.08
2/14/2022		<0.08
8/31/2022		<0.08

Mann-Whitney (Wilcoxon Rank Sum)

Constituent: Boron (mg/L) Analysis Run 5/4/2023 12:26 PM View: Mann-Whitney
Plant Scherer Client: Southern Company Data: Scherer PAC-CCR

	GWA-48	GWA-48
4/7/2016	<0.08	
6/17/2016	<0.08	
8/10/2016	<0.08	
10/14/2016	<0.08	
12/19/2016	<0.08	
2/13/2017	<0.08	
4/7/2017	<0.08	
6/22/2017	<0.08	
10/10/2017	<0.08	
3/23/2018	<0.08	
10/3/2018	<0.08	
3/27/2019	<0.08	
9/12/2019	<0.08	
3/19/2020	<0.08	
9/11/2020	<0.08	
4/5/2021		0.044 (J)
8/12/2021		<0.08
2/14/2022		<0.08
8/31/2022		<0.08

Mann-Whitney (Wilcoxon Rank Sum)

Constituent: Boron (mg/L) Analysis Run 5/4/2023 12:26 PM View: Mann-Whitney
Plant Scherer Client: Southern Company Data: Scherer PAC-CCR

	GWC-29	GWC-29
4/11/2016	<0.08	
6/15/2016	0.0021 (J)	
8/10/2016	<0.08	
10/11/2016	<0.08	
12/5/2016	<0.08	
2/13/2017	<0.08	
4/10/2017	<0.08	
6/23/2017	<0.08	
10/10/2017	<0.08	
3/26/2018	<0.08	
10/4/2018	<0.08	
3/28/2019	<0.08	
9/12/2019	<0.08	
3/19/2020	<0.08	
9/10/2020	<0.08	
4/6/2021		<0.08
8/13/2021		<0.08
2/14/2022		<0.08
8/31/2022		<0.08

Mann-Whitney (Wilcoxon Rank Sum)

Constituent: Boron (mg/L) Analysis Run 5/4/2023 12:26 PM View: Mann-Whitney
Plant Scherer Client: Southern Company Data: Scherer PAC-CCR

	GWC-53	GWC-53
4/8/2016	0.824	
6/16/2016	0.8 (J)	
8/11/2016	0.97	
10/13/2016	0.94	
12/6/2016	1	
2/13/2017	0.97	
4/11/2017	0.88	
6/24/2017	0.87	
10/11/2017	1.1	
3/26/2018	0.91	
10/4/2018	0.92	
3/28/2019	0.97	
9/12/2019	0.94	
3/19/2020	1	
9/11/2020	0.97	
4/6/2021		0.97
8/13/2021		0.94
2/14/2022		1
8/31/2022		1

Mann-Whitney (Wilcoxon Rank Sum)

Constituent: Cadmium, Total (mg/L) Analysis Run 5/4/2023 12:26 PM View: Mann-Whitney

Plant Scherer Client: Southern Company Data: Scherer PAC-CCR

	GWA-47	GWA-47
12/20/2010	<0.0025	
2/1/2011	<0.0025	
3/23/2011	<0.0025	
4/27/2011	<0.0025	
10/26/2011	<0.0025	
5/1/2012	<0.0025	
11/8/2012	<0.0025	
5/7/2013	<0.0025	
11/5/2013	<0.0025	
5/23/2014	<0.0025	
11/7/2014	<0.0025	
5/21/2015	<0.0025	
11/12/2015	<0.0025	
4/8/2016	<0.0025	
6/14/2016	<0.0025	
8/9/2016	<0.0025	
10/11/2016	<0.0025	
12/5/2016	<0.0025	
2/10/2017	<0.0025	
4/7/2017	0.0016	
6/22/2017	<0.0025	
10/10/2017	<0.0025	
3/22/2018	<0.0025	
10/5/2018	<0.0025	
3/27/2019	<0.0025	
9/12/2019	<0.0025	
3/20/2020	<0.0025	
9/11/2020	<0.0025	
4/5/2021		<0.0025
8/13/2021		<0.0025
2/14/2022		<0.0025
8/31/2022		<0.0025

Mann-Whitney (Wilcoxon Rank Sum)

Constituent: Cadmium, Total (mg/L) Analysis Run 5/4/2023 12:26 PM View: Mann-Whitney
Plant Scherer Client: Southern Company Data: Scherer PAC-CCR

	GWC-50	GWC-50
12/22/2010	<0.0025	
2/15/2011	<0.0025	
3/22/2011	<0.0025	
4/27/2011	<0.0025	
10/26/2011	<0.0025	
5/2/2012	<0.0025	
11/8/2012	<0.0025	
5/8/2013	<0.0025	
11/4/2013	<0.0025	
5/24/2014	<0.0025	
11/8/2014	<0.0025	
5/22/2015	<0.0025	
11/13/2015	<0.0025	
4/11/2016	<0.0025	
6/15/2016	7.4E-05 (J)	
8/10/2016	<0.0025	
10/11/2016	<0.0025	
12/2/2016	<0.0025	
2/13/2017	<0.0025	
4/7/2017	<0.0025	
6/22/2017	<0.0025	
10/10/2017	<0.0025	
3/23/2018	<0.0025	
10/4/2018	<0.0025	
3/28/2019	<0.0025	
9/12/2019	<0.0025	
3/19/2020	<0.0025	
9/10/2020	<0.0025	
4/6/2021		<0.0025
8/13/2021		<0.0025
2/14/2022		<0.0025
8/31/2022		<0.0025

Mann-Whitney (Wilcoxon Rank Sum)

Constituent: Calcium (mg/L) Analysis Run 5/4/2023 12:26 PM View: Mann-Whitney

Plant Scherer Client: Southern Company Data: Scherer PAC-CCR

	GWA-21	GWA-21
4/6/2016	9.27	
6/14/2016	8.2	
8/10/2016	6.9	
10/11/2016	7.6	
12/2/2016	7.4	
2/10/2017	11	
4/10/2017	9.7	
6/23/2017	9.2	
10/9/2017	9.4	
3/26/2018	9.3	
10/3/2018	7.8	
3/27/2019	9.5	
9/12/2019	8.8	
3/19/2020	11	
9/10/2020	8.2	
4/2/2021		9.2
8/12/2021		7.2
2/14/2022		8
8/26/2022		6.8

Mann-Whitney (Wilcoxon Rank Sum)

Constituent: Calcium (mg/L) Analysis Run 5/4/2023 12:26 PM View: Mann-Whitney

Plant Scherer Client: Southern Company Data: Scherer PAC-CCR

	GWA-22	GWA-22
4/8/2016	8.6	
6/14/2016	6.8	
8/9/2016	6.2	
10/11/2016	6.2	
12/5/2016	5.5	
2/10/2017	7.8	
4/7/2017	7.3	
6/26/2017	6.8	
10/9/2017	5.8	
3/26/2018	8.7	
10/3/2018	6.1	
3/27/2019	7.1	
9/12/2019	6.1	
3/19/2020	9.7	
9/10/2020	5.9	
4/2/2021		9
8/12/2021		6
2/15/2022		9.6
8/26/2022		7.8

Mann-Whitney (Wilcoxon Rank Sum)

Constituent: Calcium (mg/L) Analysis Run 5/4/2023 12:26 PM View: Mann-Whitney

Plant Scherer Client: Southern Company Data: Scherer PAC-CCR

	GWA-45	GWA-45
4/7/2016	38.4	
6/14/2016	32.9	
8/9/2016	29	
10/10/2016	33	
12/2/2016	33	
2/9/2017	42	
4/7/2017	35	
6/22/2017	38	
10/10/2017	40	
3/22/2018	39 (D)	
10/3/2018	41	
3/27/2019	39	
9/12/2019	36	
3/19/2020	45	
9/11/2020	30	
4/2/2021		29
8/12/2021		26
2/14/2022		26
8/31/2022		23

Mann-Whitney (Wilcoxon Rank Sum)

Constituent: Calcium (mg/L) Analysis Run 5/4/2023 12:26 PM View: Mann-Whitney

Plant Scherer Client: Southern Company Data: Scherer PAC-CCR

	GWA-46	GWA-46
4/7/2016	6.57	
6/14/2016	5.5	
8/9/2016	4.6	
10/10/2016	5.3	
12/2/2016	5.1	
2/10/2017	5.8	
4/7/2017	5.2	
6/23/2017	5.7	
10/10/2017	5.8	
3/23/2018	6.6	
10/4/2018	5.4	
3/27/2019	6.1	
9/12/2019	5.7	
3/19/2020	6.7	
9/11/2020	5.5	
4/5/2021		7
8/12/2021		6.1
2/14/2022		5.9
8/31/2022		5.7

Mann-Whitney (Wilcoxon Rank Sum)

Constituent: Calcium (mg/L) Analysis Run 5/4/2023 12:26 PM View: Mann-Whitney

Plant Scherer Client: Southern Company Data: Scherer PAC-CCR

	GWA-47	GWA-47
4/8/2016	10.7	
6/14/2016	11.3	
8/9/2016	9.6	
10/11/2016	11	
12/5/2016	10	
2/10/2017	11	
4/7/2017	10	
6/22/2017	11	
10/10/2017	11	
3/22/2018	11	
10/5/2018	11	
3/27/2019	11	
9/12/2019	12	
3/20/2020	12	
9/11/2020	11	
4/5/2021		13
8/13/2021		11
2/14/2022		11
8/31/2022		12

Mann-Whitney (Wilcoxon Rank Sum)

Constituent: Calcium (mg/L) Analysis Run 5/4/2023 12:26 PM View: Mann-Whitney

Plant Scherer Client: Southern Company Data: Scherer PAC-CCR

	GWA-48	GWA-48
4/7/2016	12.6	
6/17/2016	12.4	
8/10/2016	11	
10/14/2016	13	
12/19/2016	11	
2/13/2017	13	
4/7/2017	12	
6/22/2017	13	
10/10/2017	13	
3/23/2018	13	
10/3/2018	12	
3/27/2019	13	
9/12/2019	13	
3/19/2020	14	
9/11/2020	12	
4/5/2021		13
8/12/2021		12
2/14/2022		11
8/31/2022		12

Mann-Whitney (Wilcoxon Rank Sum)

Constituent: Calcium (mg/L) Analysis Run 5/4/2023 12:26 PM View: Mann-Whitney

Plant Scherer Client: Southern Company Data: Scherer PAC-CCR

	GWA-49	GWA-49
4/7/2016	15.3	
6/14/2016	14.2	
8/9/2016	13	
10/11/2016	14	
12/2/2016	13	
2/9/2017	14	
4/7/2017	14	
6/22/2017	14	
10/10/2017	15	
3/22/2018	14	
10/3/2018	14	
3/27/2019	15	
9/12/2019	14	
3/19/2020	15	
9/10/2020	14	
4/6/2021		16
8/12/2021		14
2/14/2022		13
8/30/2022		14

Mann-Whitney (Wilcoxon Rank Sum)

Constituent: Calcium (mg/L) Analysis Run 5/4/2023 12:26 PM View: Mann-Whitney

Plant Scherer Client: Southern Company Data: Scherer PAC-CCR

	GWC-29	GWC-29
4/11/2016	9.7	
6/15/2016	9.5	
8/10/2016	8.5	
10/11/2016	9.3	
12/5/2016	9	
2/13/2017	9.2	
4/10/2017	9.2	
6/23/2017	9.8	
10/10/2017	10	
3/26/2018	11	
10/4/2018	10	
3/28/2019	11	
9/12/2019	12	
3/19/2020	16	
9/10/2020	15	
4/6/2021		17
8/13/2021		15
2/14/2022		16
8/31/2022		17

Mann-Whitney (Wilcoxon Rank Sum)

Constituent: Calcium (mg/L) Analysis Run 5/4/2023 12:26 PM View: Mann-Whitney

Plant Scherer Client: Southern Company Data: Scherer PAC-CCR

	GWC-50	GWC-50
4/11/2016	7.04	
6/15/2016	7.4	
8/10/2016	6.7	
10/11/2016	6.9	
12/2/2016	6.5	
2/13/2017	7.9	
4/7/2017	6.5	
6/22/2017	6.8	
10/10/2017	7.3	
3/23/2018	7.5	
10/4/2018	6.7	
3/28/2019	7.2	
9/12/2019	7.5	
3/19/2020	7.9	
9/10/2020	7.5	
4/6/2021		7.7
8/13/2021		7.2
2/14/2022		6.5
8/31/2022		7.1

Mann-Whitney (Wilcoxon Rank Sum)

Constituent: Calcium (mg/L) Analysis Run 5/4/2023 12:26 PM View: Mann-Whitney

Plant Scherer Client: Southern Company Data: Scherer PAC-CCR

	GWC-51	GWC-51
4/11/2016	6.9	
6/16/2016	7.6	
8/10/2016	5.7	
10/13/2016	6.7	
12/5/2016	6.4	
2/13/2017	6.2	
4/10/2017	6.2	
6/23/2017	6.6	
10/11/2017	6.9	
3/26/2018	7	
10/4/2018	6.4	
3/27/2019	7	
9/12/2019	7.1	
3/19/2020	7.1	
9/11/2020	7	
4/5/2021		8
8/13/2021		7
2/15/2022		6.4
8/31/2022		7.2

Mann-Whitney (Wilcoxon Rank Sum)

Constituent: Calcium (mg/L) Analysis Run 5/4/2023 12:26 PM View: Mann-Whitney

Plant Scherer Client: Southern Company Data: Scherer PAC-CCR

	GWC-52	GWC-52
4/11/2016	12.8	
6/16/2016	14.3	
8/11/2016	11	
10/13/2016	13	
12/5/2016	12	
2/13/2017	13	
4/11/2017	13	
6/24/2017	13	
10/11/2017	15	
3/26/2018	15	
10/4/2018	14	
3/28/2019	15	
9/12/2019	17	
3/19/2020	19	
9/11/2020	18	
4/5/2021		21
8/17/2021		22
2/14/2022		18
8/31/2022		21

Mann-Whitney (Wilcoxon Rank Sum)

Constituent: Calcium (mg/L) Analysis Run 5/4/2023 12:26 PM View: Mann-Whitney

Plant Scherer Client: Southern Company Data: Scherer PAC-CCR

	GWC-53	GWC-53
4/8/2016	17.5	
6/16/2016	18.4	
8/11/2016	13	
10/13/2016	15	
12/6/2016	15	
2/13/2017	16	
4/11/2017	17	
6/24/2017	17	
10/11/2017	19	
3/26/2018	19	
10/4/2018	17	
3/28/2019	18	
9/12/2019	18	
3/19/2020	19	
9/11/2020	19	
4/6/2021		19
8/13/2021		17
2/14/2022		16
8/31/2022		17

Mann-Whitney (Wilcoxon Rank Sum)

Constituent: Chloride (mg/L) Analysis Run 5/4/2023 12:26 PM View: Mann-Whitney

Plant Scherer Client: Southern Company Data: Scherer PAC-CCR

	GWA-21	GWA-21
4/6/2016	3.034	
6/14/2016	3.1	
8/10/2016	2.7	
10/11/2016	2.7	
12/2/2016	2.5	
2/10/2017	3.4	
4/10/2017	3.6	
6/23/2017	3.2	
10/9/2017	3.5	
3/26/2018	3.8	
10/3/2018	4	
3/27/2019	2.9	
9/12/2019	3.4	
3/19/2020	3.9	
9/10/2020	3.7	
4/2/2021		3.7
8/12/2021		4.1
2/14/2022		4
8/26/2022		3.6

Mann-Whitney (Wilcoxon Rank Sum)

Constituent: Chloride (mg/L) Analysis Run 5/4/2023 12:26 PM View: Mann-Whitney

Plant Scherer Client: Southern Company Data: Scherer PAC-CCR

	GWA-22	GWA-22
4/8/2016	2.1	
6/14/2016	4.2	
8/9/2016	5	
10/11/2016	3.8	
12/5/2016	3.6	
2/10/2017	2.2	
4/7/2017	2.2	
6/26/2017	3.4	
10/9/2017	3.4	
3/26/2018	1.9 (D)	
10/3/2018	2.9	
3/27/2019	2	
9/12/2019	2.5	
3/19/2020	2.2	
9/10/2020	2.5	
4/2/2021		1.8
8/12/2021		2.7
2/15/2022		1.8
8/26/2022		2

Mann-Whitney (Wilcoxon Rank Sum)

Constituent: Chloride (mg/L) Analysis Run 5/4/2023 12:26 PM View: Mann-Whitney

Plant Scherer Client: Southern Company Data: Scherer PAC-CCR

	GWA-45	GWA-45
4/7/2016	8.05	
6/14/2016	9.3	
8/9/2016	10	
10/10/2016	10	
12/2/2016	10	
2/9/2017	9.4	
4/7/2017	9.9	
6/22/2017	9.7	
10/10/2017	9.8	
3/22/2018	9.7 (D)	
10/3/2018	10	
3/27/2019	9.6	
9/12/2019	10	
3/19/2020	9.9	
9/11/2020	12	
4/2/2021		13
8/12/2021		13
2/14/2022		10
8/31/2022		13

Mann-Whitney (Wilcoxon Rank Sum)

Constituent: Chloride (mg/L) Analysis Run 5/4/2023 12:26 PM View: Mann-Whitney

Plant Scherer Client: Southern Company Data: Scherer PAC-CCR

	GWA-46	GWA-46
4/7/2016	2.914	
6/14/2016	3.1	
8/9/2016	3.2	
10/10/2016	3	
12/2/2016	3	
2/10/2017	2.7	
4/7/2017	2.9	
6/23/2017	3.3	
10/10/2017	3.5	
3/23/2018	3.6	
10/4/2018	3.9	
3/27/2019	3.7	
9/12/2019	4.3	
3/19/2020	4.5	
9/11/2020	4.7	
4/5/2021		5.3
8/12/2021		5.5
2/14/2022		5
8/31/2022		5.1

Mann-Whitney (Wilcoxon Rank Sum)

Constituent: Chloride (mg/L) Analysis Run 5/4/2023 12:26 PM View: Mann-Whitney

Plant Scherer Client: Southern Company Data: Scherer PAC-CCR

	GWA-47	GWA-47
4/8/2016	1.57	
6/14/2016	1.7	
8/9/2016	1.5	
10/11/2016	1.6	
12/5/2016	1.5	
2/10/2017	1.5	
4/7/2017	1.4	
6/22/2017	1.4	
10/10/2017	1.4	
3/22/2018	1.3	
10/5/2018	1.4	
3/27/2019	1.2	
9/12/2019	1.4	
3/20/2020	1.7	
9/11/2020	1.6	
4/5/2021		1.8
8/13/2021		1.8
2/14/2022		1.5
8/31/2022		1.5

Mann-Whitney (Wilcoxon Rank Sum)

Constituent: Chloride (mg/L) Analysis Run 5/4/2023 12:26 PM View: Mann-Whitney

Plant Scherer Client: Southern Company Data: Scherer PAC-CCR

	GWA-48	GWA-48
4/7/2016	1.842	
6/17/2016	1.9	
8/10/2016	1.8	
10/14/2016	1.7	
12/19/2016	2.7 (O)	
2/13/2017	1.8	
4/7/2017	1.7	
6/22/2017	1.7	
10/10/2017	1.6	
3/23/2018	1.6	
10/3/2018	1.6	
3/27/2019	1.5	
9/12/2019	1.7	
3/19/2020	1.9	
9/11/2020	1.8	
4/5/2021		2
8/12/2021		1.8
2/14/2022		1.8
8/31/2022		1.6

Mann-Whitney (Wilcoxon Rank Sum)

Constituent: Chloride (mg/L) Analysis Run 5/4/2023 12:26 PM View: Mann-Whitney

Plant Scherer Client: Southern Company Data: Scherer PAC-CCR

	GWA-49	GWA-49
4/7/2016	2.285	
6/14/2016	2.3	
8/9/2016	2.3	
10/11/2016	2.1	
12/2/2016	2	
2/9/2017	2.1	
4/7/2017	2	
6/22/2017	2	
10/10/2017	2	
3/22/2018	1.9	
10/3/2018	2	
3/27/2019	1.9	
9/12/2019	1.9	
3/19/2020	2.2	
9/10/2020	2.1	
4/6/2021		2.1
8/12/2021		2.2
2/14/2022		2
8/30/2022		2.2

Mann-Whitney (Wilcoxon Rank Sum)

Constituent: Chloride (mg/L) Analysis Run 5/4/2023 12:26 PM View: Mann-Whitney

Plant Scherer Client: Southern Company Data: Scherer PAC-CCR

	GWC-29	GWC-29
4/11/2016	1.57 (O)	
6/15/2016	3.9	
8/10/2016	4	
10/11/2016	3.7	
12/5/2016	3.6	
2/13/2017	3.4	
4/10/2017	3.5	
6/23/2017	3.4	
10/10/2017	3.3	
3/26/2018	3.1	
10/4/2018	3.1	
3/28/2019	2.8	
9/12/2019	3	
3/19/2020	3.4	
9/10/2020	3.3	
4/6/2021		3.3
8/13/2021		3.7
2/14/2022		3.8
8/31/2022		3.5

Mann-Whitney (Wilcoxon Rank Sum)

Constituent: Chloride (mg/L) Analysis Run 5/4/2023 12:26 PM View: Mann-Whitney

Plant Scherer Client: Southern Company Data: Scherer PAC-CCR

	GWC-50	GWC-50
4/11/2016	2.09	
6/15/2016	2.1	
8/10/2016	2	
10/11/2016	1.9	
12/2/2016	1.9	
2/13/2017	1.9	
4/7/2017	2	
6/22/2017	1.9	
10/10/2017	1.9	
3/23/2018	1.9	
10/4/2018	1.9	
3/28/2019	1.8	
9/12/2019	1.8	
3/19/2020	2.1	
9/10/2020	2.1	
4/6/2021		1.9
8/13/2021		2.1
2/14/2022		1.9
8/31/2022		1.6

Mann-Whitney (Wilcoxon Rank Sum)

Constituent: Chloride (mg/L) Analysis Run 5/4/2023 12:26 PM View: Mann-Whitney

Plant Scherer Client: Southern Company Data: Scherer PAC-CCR

	GWC-51	GWC-51
4/11/2016	2.09 (O)	
6/16/2016	6.3	
8/10/2016	6.9	
10/13/2016	6.5	
12/5/2016	6.6	
2/13/2017	6.7	
4/10/2017	6.7	
6/23/2017	6.6	
10/11/2017	6.5	
3/26/2018	6.6	
10/4/2018	6.9	
3/27/2019	7	
9/12/2019	6.8	
3/19/2020	7.3	
9/11/2020	7.7	
4/5/2021		7.8
8/13/2021		8
2/15/2022		7.6
8/31/2022		7.7

Mann-Whitney (Wilcoxon Rank Sum)

Constituent: Chloride (mg/L) Analysis Run 5/4/2023 12:26 PM View: Mann-Whitney

Plant Scherer Client: Southern Company Data: Scherer PAC-CCR

	GWC-52	GWC-52
4/11/2016	<0.25 (O)	
6/16/2016	7.4	
8/11/2016	8.3	
10/13/2016	7.8	
12/5/2016	8.1	
2/13/2017	8	
4/11/2017	7.6	
6/24/2017	8.3	
10/11/2017	7.9	
3/26/2018	7.8	
10/4/2018	8.1	
3/28/2019	7.5	
9/12/2019	7.7	
3/19/2020	8.2	
9/11/2020	7.9	
4/5/2021		8.2
8/17/2021		8.3
2/14/2022		7.6
8/31/2022		7.6

Mann-Whitney (Wilcoxon Rank Sum)

Constituent: Chloride (mg/L) Analysis Run 5/4/2023 12:26 PM View: Mann-Whitney

Plant Scherer Client: Southern Company Data: Scherer PAC-CCR

	GWC-53	GWC-53
4/8/2016	10.065	
6/16/2016	9.4	
8/11/2016	10	
10/13/2016	9.9	
12/6/2016	10	
2/13/2017	10	
4/11/2017	10	
6/24/2017	10	
10/11/2017	10	
3/26/2018	11	
10/4/2018	12	
3/28/2019	12	
9/12/2019	11	
3/19/2020	13	
9/11/2020	12	
4/6/2021		13
8/13/2021		13
2/14/2022		12
8/31/2022		13

Mann-Whitney (Wilcoxon Rank Sum)

Constituent: Chromium, T Total (mg/L) Analysis Run 5/4/2023 12:26 PM View: Mann-Whitney

Plant Scherer Client: Southern Company Data: Scherer PAC-CCR

	GWA-21	GWA-21
12/22/2010	0.0052	
2/14/2011	0.0057	
3/22/2011	0.0055	
4/26/2011	0.0069	
10/27/2011	0.011	
5/1/2012	0.0056	
11/8/2012	<0.01	
5/7/2013	0.0036 (J)	
11/4/2013	0.0032 (J)	
5/24/2014	0.0043 (J)	
11/8/2014	<0.01	
5/21/2015	0.002 (J)	
11/13/2015	<0.01	
4/6/2016	0.00278 (J)	
6/14/2016	<0.01	
8/10/2016	0.0019 (J)	
10/11/2016	0.0024 (J)	
12/2/2016	0.0023 (J)	
2/10/2017	0.0021 (J)	
4/10/2017	0.002 (J)	
6/23/2017	0.0018 (J)	
10/9/2017	0.0016 (J)	
3/26/2018	0.0011 (J)	
10/3/2018	0.0014 (J)	
3/27/2019	0.003	
9/12/2019	0.0047	
3/19/2020	0.0026	
9/10/2020	0.0019 (J)	
4/2/2021		0.0029
8/12/2021		0.0016 (J)
2/14/2022		0.0026
8/26/2022		0.0016 (J)

Mann-Whitney (Wilcoxon Rank Sum)

Constituent: Chromium, T Total (mg/L) Analysis Run 5/4/2023 12:26 PM View: Mann-Whitney

Plant Scherer Client: Southern Company Data: Scherer PAC-CCR

	GWA-22	GWA-22
12/22/2010	0.0029 (J)	
2/14/2011	0.0027 (J)	
3/22/2011	0.0049 (J)	
4/26/2011	0.0048 (J)	
10/27/2011	0.0023 (J)	
5/1/2012	0.0051	
11/8/2012	0.0034 (J)	
5/7/2013	0.0078	
11/4/2013	0.0055 (J)	
5/24/2014	0.0075 (J)	
11/8/2014	0.0048 (J)	
5/21/2015	0.0082 (J)	
11/13/2015	0.0079 (J)	
4/8/2016	<0.01	
6/14/2016	<0.01	
8/9/2016	0.0079	
10/11/2016	0.0069	
12/5/2016	0.0077	
2/10/2017	0.0098	
4/7/2017	0.0081	
6/26/2017	0.0084	
10/9/2017	0.0082	
3/26/2018	0.0088	
10/3/2018	0.0086	
3/27/2019	0.0078	
9/12/2019	0.0092	
3/19/2020	0.011	
9/10/2020	0.0077	
4/2/2021		0.01
8/12/2021		0.008
2/15/2022		0.013
8/26/2022		0.0078

Mann-Whitney (Wilcoxon Rank Sum)

Constituent: Chromium, T Total (mg/L) Analysis Run 5/4/2023 12:26 PM View: Mann-Whitney

Plant Scherer Client: Southern Company Data: Scherer PAC-CCR

	GWA-46	GWA-46
12/20/2010	0.0036 (J)	
2/1/2011	0.0037 (J)	
3/21/2011	0.004 (J)	
4/26/2011	0.0037 (J)	
10/27/2011	0.0047 (J)	
5/2/2012	0.005 (J)	
11/8/2012	0.0081	
5/7/2013	0.0035 (J)	
11/4/2013	0.0056 (J)	
5/24/2014	0.005 (J)	
11/7/2014	0.004 (J)	
5/20/2015	0.0062 (J)	
11/13/2015	0.0067 (J)	
4/7/2016	0.00467 (J)	
6/14/2016	<0.01	
8/9/2016	0.0041	
10/10/2016	0.0041	
12/2/2016	0.0039	
2/10/2017	0.0044	
4/7/2017	0.0046	
6/23/2017	0.005	
10/10/2017	0.0088	
3/23/2018	0.0045	
10/4/2018	0.0047	
3/27/2019	0.0048	
9/12/2019	0.0051	
3/19/2020	0.0043	
9/11/2020	0.0042	
4/5/2021		0.0041
8/12/2021		0.0045
2/14/2022		0.0047
8/31/2022		0.0048

Mann-Whitney (Wilcoxon Rank Sum)

Constituent: Chromium, T Total (mg/L) Analysis Run 5/4/2023 12:26 PM View: Mann-Whitney

Plant Scherer Client: Southern Company Data: Scherer PAC-CCR

	GWA-47	GWA-47
12/20/2010	0.0064	
2/1/2011	0.015	
3/23/2011	0.0084	
4/27/2011	0.011	
10/26/2011	0.0061	
5/1/2012	0.0072	
11/8/2012	0.015	
5/7/2013	0.044	
11/5/2013	0.023	
5/23/2014	0.022	
11/7/2014	0.013	
5/21/2015	0.029	
11/12/2015	0.045	
4/8/2016	<0.01	
6/14/2016	<0.01	
8/9/2016	0.008	
10/11/2016	0.0079	
12/5/2016	0.0057	
2/10/2017	0.0062	
4/7/2017	0.0072	
6/22/2017	0.0074	
10/10/2017	0.0072	
3/22/2018	0.0074	
10/5/2018	0.0083	
3/27/2019	0.0081	
9/12/2019	0.0088	
3/20/2020	0.0085	
9/11/2020	0.0081	
4/5/2021		0.0084
8/13/2021		0.0082
2/14/2022		0.0086
8/31/2022		0.0084

Mann-Whitney (Wilcoxon Rank Sum)

Constituent: Chromium, T Total (mg/L) Analysis Run 5/4/2023 12:26 PM View: Mann-Whitney

Plant Scherer Client: Southern Company Data: Scherer PAC-CCR

	GWA-48	GWA-48
12/21/2010	0.0094	
2/14/2011	0.028	
3/23/2011	0.0042 (J)	
4/27/2011	<0.01	
10/25/2011	0.0062	
5/1/2012	0.011	
11/8/2012	0.0089	
5/7/2013	0.019	
11/5/2013	0.0057 (J)	
5/23/2014	0.0084 (J)	
11/7/2014	0.011	
5/21/2015	0.013	
11/12/2015	0.015	
4/7/2016	0.00498 (J)	
6/17/2016	<0.01	
8/10/2016	0.0047	
10/14/2016	0.0056	
12/19/2016	0.0039	
2/13/2017	0.0059	
4/7/2017	0.0051	
6/22/2017	0.005	
10/10/2017	0.005	
3/23/2018	0.005	
10/3/2018	0.0051	
3/27/2019	0.0051	
9/12/2019	0.0085	
3/19/2020	0.0063	
9/11/2020	0.0053	
4/5/2021		0.0061
8/12/2021		0.0058
2/14/2022		0.0058
8/31/2022		0.0059

Mann-Whitney (Wilcoxon Rank Sum)

Constituent: Chromium, T Total (mg/L) Analysis Run 5/4/2023 12:26 PM View: Mann-Whitney

Plant Scherer Client: Southern Company Data: Scherer PAC-CCR

	GWA-49	GWA-49
12/21/2010	0.0073	
2/14/2011	0.0051	
3/21/2011	0.0067	
4/26/2011	0.0065	
10/26/2011	0.0068	
5/2/2012	0.011	
11/8/2012	0.0052	
5/8/2013	0.0059	
11/5/2013	0.0044 (J)	
5/23/2014	0.0087 (J)	
11/7/2014	0.0048 (J)	
5/21/2015	0.006 (J)	
11/12/2015	0.007 (J)	
4/7/2016	0.0056 (J)	
6/14/2016	<0.01	
8/9/2016	0.0053	
10/11/2016	0.0058	
12/2/2016	0.0071	
2/9/2017	0.0051	
4/7/2017	0.006	
6/22/2017	0.0056	
10/10/2017	0.0073	
3/22/2018	0.0051	
10/3/2018	0.0052	
3/27/2019	0.0056	
9/12/2019	0.0075	
3/19/2020	0.0055	
9/10/2020	0.0063	
4/6/2021		0.0055
8/12/2021		0.0096
2/14/2022		0.0076
8/30/2022		0.0064

Mann-Whitney (Wilcoxon Rank Sum)

Constituent: Chromium, T Total (mg/L) Analysis Run 5/4/2023 12:26 PM View: Mann-Whitney

Plant Scherer Client: Southern Company Data: Scherer PAC-CCR

	GWC-29	GWC-29
12/22/2010	0.0026 (J)	
2/15/2011	<0.002	
3/22/2011	<0.002	
4/27/2011	<0.002	
10/26/2011	<0.002	
5/2/2012	<0.002	
11/8/2012	<0.002	
5/8/2013	<0.002	
11/4/2013	0.0027 (J)	
5/24/2014	0.0027 (J)	
11/7/2014	<0.002	
5/22/2015	0.0034 (J)	
11/13/2015	0.0038 (J)	
4/11/2016	<0.002	
6/15/2016	<0.002	
8/10/2016	0.0014 (J)	
10/11/2016	0.0017 (J)	
12/5/2016	0.0014 (J)	
2/13/2017	0.0016 (J)	
4/10/2017	0.0014 (J)	
6/23/2017	0.0014 (J)	
10/10/2017	0.0039	
3/26/2018	0.0013 (J)	
10/4/2018	0.0014 (J)	
3/28/2019	0.0012 (J)	
9/12/2019	0.0021 (J)	
3/19/2020	<0.002	
9/10/2020	<0.002	
4/6/2021		<0.002
8/13/2021		<0.002
2/14/2022		<0.002
8/31/2022		<0.002

Mann-Whitney (Wilcoxon Rank Sum)

Constituent: Chromium, T Total (mg/L) Analysis Run 5/4/2023 12:26 PM View: Mann-Whitney

Plant Scherer Client: Southern Company Data: Scherer PAC-CCR

	GWC-50	GWC-50
12/22/2010	0.0034 (J)	
2/15/2011	0.0034 (J)	
3/22/2011	0.0037 (J)	
4/27/2011	0.0038 (J)	
10/26/2011	0.0039 (J)	
5/2/2012	0.0044 (J)	
11/8/2012	0.0026 (J)	
5/8/2013	0.0038 (J)	
11/4/2013	0.0063 (J)	
5/24/2014	0.0061 (J)	
11/8/2014	<0.01	
5/22/2015	0.0037 (J)	
11/13/2015	0.0055 (J)	
4/11/2016	0.00479 (J)	
6/15/2016	<0.01	
8/10/2016	0.0047	
10/11/2016	0.0048	
12/2/2016	0.0043	
2/13/2017	0.0047	
4/7/2017	0.0044	
6/22/2017	0.0045	
10/10/2017	0.005	
3/23/2018	0.0042	
10/4/2018	0.005	
3/28/2019	0.0043	
9/12/2019	0.006	
3/19/2020	0.0047	
9/10/2020	0.0047	
4/6/2021		0.0044
8/13/2021		0.0089
2/14/2022		0.0046
8/31/2022		0.004

Mann-Whitney (Wilcoxon Rank Sum)

Constituent: Chromium, T Total (mg/L) Analysis Run 5/4/2023 12:26 PM View: Mann-Whitney

Plant Scherer Client: Southern Company Data: Scherer PAC-CCR

	GWC-51	GWC-51
12/22/2010	0.0036 (J)	
2/15/2011	0.0038 (J)	
3/22/2011	0.0022 (J)	
4/27/2011	0.0042 (J)	
10/26/2011	0.0042 (J)	
5/2/2012	0.0037 (J)	
11/8/2012	<0.01	
5/8/2013	0.0032 (J)	
11/4/2013	0.0063 (J)	
5/24/2014	0.003 (J)	
11/7/2014	<0.01	
5/22/2015	0.0023 (J)	
11/13/2015	0.0042 (J)	
4/11/2016	0.00309 (J)	
6/16/2016	<0.01	
8/10/2016	0.0023 (J)	
10/13/2016	0.0028	
12/5/2016	0.0032	
2/13/2017	0.0021 (J)	
4/10/2017	0.0022 (J)	
6/23/2017	0.0025	
10/11/2017	0.0027	
3/26/2018	0.0028	
10/4/2018	0.0041	
3/27/2019	0.0044	
9/12/2019	0.0043	
3/19/2020	0.0032	
9/11/2020	0.0041	
4/5/2021		0.0054
8/13/2021		0.0087
2/15/2022		0.0054
8/31/2022		0.0047

Mann-Whitney (Wilcoxon Rank Sum)

Constituent: Chromium, T Total (mg/L) Analysis Run 5/4/2023 12:26 PM View: Mann-Whitney

Plant Scherer Client: Southern Company Data: Scherer PAC-CCR

	GWC-52	GWC-52
12/21/2010	0.01	
2/15/2011	0.0087	
3/21/2011	0.0083	
4/28/2011	0.0076	
10/26/2011	0.0078	
5/1/2012	0.0049 (J)	
11/9/2012	0.0066	
5/8/2013	0.0082	
11/4/2013	0.013	
5/24/2014	0.012	
11/7/2014	0.0084 (J)	
5/22/2015	0.0096 (J)	
11/13/2015	0.011	
4/11/2016	0.0101	
6/16/2016	<0.01	
8/11/2016	0.0097	
10/13/2016	0.012	
12/5/2016	0.012	
2/13/2017	0.011	
4/11/2017	0.011	
6/24/2017	0.0095	
10/11/2017	0.0096	
3/26/2018	0.012	
10/4/2018	0.016	
3/28/2019		0.019
9/12/2019		0.027
3/19/2020		0.029
9/11/2020		0.028
4/5/2021		0.031
8/17/2021		0.034
2/14/2022		0.036
8/31/2022		0.038

Mann-Whitney (Wilcoxon Rank Sum)

Constituent: Chromium, T Total (mg/L) Analysis Run 5/4/2023 12:26 PM View: Mann-Whitney

Plant Scherer Client: Southern Company Data: Scherer PAC-CCR

	GWC-53	GWC-53
12/20/2010	<0.002	
2/14/2011	<0.002	
3/21/2011	<0.002	
4/27/2011	<0.002	
10/26/2011	0.0033 (J)	
5/1/2012	0.0025 (J)	
11/9/2012	<0.002	
5/8/2013	<0.002	
11/4/2013	0.0035 (J)	
5/24/2014	0.0027 (J)	
11/7/2014	<0.002	
5/20/2015	0.0021 (J)	
11/13/2015	0.0041 (J)	
4/8/2016	<0.002	
6/16/2016	<0.002	
8/11/2016	0.0013 (J)	
10/13/2016	0.0018 (J)	
12/6/2016	0.0014 (J)	
2/13/2017	0.0021 (J)	
4/11/2017	0.0012 (J)	
6/24/2017	0.0017 (J)	
10/11/2017	0.0013 (J)	
3/26/2018	0.0014 (J)	
10/4/2018	<0.002	
3/28/2019	<0.002	
9/12/2019	0.002 (J)	
3/19/2020	<0.002	
9/11/2020	0.0023	
4/6/2021		<0.002
8/13/2021		0.0019 (J)
2/14/2022		0.0018 (J)
8/31/2022		0.002

Mann-Whitney (Wilcoxon Rank Sum)

Constituent: Cobalt, Total (mg/L) Analysis Run 5/4/2023 12:26 PM View: Mann-Whitney

Plant Scherer Client: Southern Company Data: Scherer PAC-CCR

	GWA-21	GWA-21
12/22/2010	<0.0025	
2/14/2011	<0.0025	
3/22/2011	<0.0025	
4/26/2011	<0.0025	
10/27/2011	<0.0025	
5/1/2012	<0.0025	
11/8/2012	<0.0025	
5/7/2013	<0.0025	
11/4/2013	<0.0025	
5/24/2014	<0.0025	
11/8/2014	<0.0025	
5/21/2015	<0.0025	
11/13/2015	<0.0025	
4/6/2016	<0.0025	
6/14/2016	6.6E-05 (J)	
8/10/2016	<0.0025	
10/11/2016	0.00047 (J)	
12/2/2016	0.0014 (J)	
2/10/2017	0.00052 (J)	
4/10/2017	<0.0025	
6/23/2017	<0.0025	
10/9/2017	0.00053 (J)	
3/26/2018	0.00088 (J)	
10/3/2018	0.0014 (J)	
3/27/2019	<0.0025	
9/12/2019	0.0004 (J)	
3/19/2020	0.00015 (J)	
9/10/2020	0.00019 (J)	
4/2/2021		0.00016 (J)
8/12/2021		0.00028 (J)
2/14/2022		<0.0025
8/26/2022		<0.0025

Mann-Whitney (Wilcoxon Rank Sum)

Constituent: Cobalt, Total (mg/L) Analysis Run 5/4/2023 12:26 PM View: Mann-Whitney

Plant Scherer Client: Southern Company Data: Scherer PAC-CCR

	GWA-22	GWA-22
12/22/2010	0.0038 (O)	
2/14/2011	<0.0025	
3/22/2011	<0.0025	
4/26/2011	<0.0025	
10/27/2011	<0.0025	
5/1/2012	<0.0025	
11/8/2012	<0.0025	
5/7/2013	<0.0025	
11/4/2013	<0.0025	
5/24/2014	<0.0025	
11/8/2014	<0.0025	
5/21/2015	<0.0025	
11/13/2015	<0.0025	
4/8/2016	<0.0025	
6/14/2016	0.00042 (J)	
8/9/2016	0.00068 (J)	
10/11/2016	<0.0025	
12/5/2016	0.0012 (J)	
2/10/2017	0.0013 (J)	
4/7/2017	<0.0025	
6/26/2017	0.00073 (J)	
10/9/2017	<0.0025	
3/26/2018	<0.0025 (D)	
10/3/2018	<0.0025	
3/27/2019	<0.0025	
9/12/2019	<0.0025	
3/19/2020	<0.0025	
9/10/2020	0.00014 (J)	
4/2/2021		0.00026 (J)
8/12/2021		0.00015 (J)
2/15/2022		0.00054 (J)
8/26/2022		<0.0025

Mann-Whitney (Wilcoxon Rank Sum)

Constituent: Cobalt, Total (mg/L) Analysis Run 5/4/2023 12:27 PM View: Mann-Whitney

Plant Scherer Client: Southern Company Data: Scherer PAC-CCR

	GWA-45	GWA-45
12/20/2010	0.012	
2/14/2011	0.0093 (J)	
3/21/2011	0.0076 (J)	
4/26/2011	0.0058 (J)	
10/26/2011	0.005 (J)	
5/1/2012	0.0032 (J)	
11/8/2012	0.0034 (J)	
5/8/2013	<0.01	
11/4/2013	<0.01	
5/24/2014	<0.01	
11/7/2014	<0.01	
5/20/2015	<0.01	
11/13/2015	<0.01	
4/7/2016	<0.01	
6/14/2016	0.0031 (J)	
8/9/2016	0.0023 (J)	
10/10/2016	0.0024 (J)	
12/2/2016	0.0021 (J)	
2/9/2017	0.00096 (J)	
4/7/2017	0.0034	
6/22/2017	0.0029	
10/10/2017	0.0025	
3/22/2018	0.0015 (JD)	
10/3/2018	0.0018 (J)	
3/27/2019	0.00083 (J)	
9/12/2019	0.0018 (J)	
3/19/2020	0.0005 (J)	
9/11/2020	0.0035	
4/2/2021		0.002 (J)
8/12/2021		0.0024 (J)
2/14/2022		0.00059 (J)
8/31/2022		0.0012 (J)

Mann-Whitney (Wilcoxon Rank Sum)

Constituent: Cobalt, Total (mg/L) Analysis Run 5/4/2023 12:27 PM View: Mann-Whitney
Plant Scherer Client: Southern Company Data: Scherer PAC-CCR

	GWA-46	GWA-46
12/20/2010	<0.0025	
2/1/2011	<0.0025	
3/21/2011	<0.0025	
4/26/2011	<0.0025	
10/27/2011	<0.0025	
5/2/2012	<0.0025	
11/8/2012	<0.0025	
5/7/2013	<0.0025	
11/4/2013	<0.0025	
5/24/2014	<0.0025	
11/7/2014	<0.0025	
5/20/2015	<0.0025	
11/13/2015	<0.0025	
4/7/2016	<0.0025	
6/14/2016	3.8E-05 (J)	
8/9/2016	<0.0025	
10/10/2016	<0.0025	
12/2/2016	<0.0025	
2/10/2017	<0.0025	
4/7/2017	<0.0025	
6/23/2017	<0.0025	
10/10/2017	<0.0025	
3/23/2018	<0.0025	
10/4/2018	<0.0025	
3/27/2019	<0.0025	
9/12/2019	9.5E-05 (J)	
3/19/2020	0.00025 (J)	
9/11/2020	<0.0025	
4/5/2021		<0.0025
8/12/2021		<0.0025
2/14/2022		<0.0025
8/31/2022		<0.0025

Mann-Whitney (Wilcoxon Rank Sum)

Constituent: Cobalt, Total (mg/L) Analysis Run 5/4/2023 12:27 PM View: Mann-Whitney
Plant Scherer Client: Southern Company Data: Scherer PAC-CCR

	GWA-47	GWA-47
12/20/2010	0.0033 (O)	
2/1/2011	<0.0025	
3/23/2011	<0.0025	
4/27/2011	<0.0025	
10/26/2011	<0.0025	
5/1/2012	<0.0025	
11/8/2012	<0.0025	
5/7/2013	<0.0025	
11/5/2013	<0.0025	
5/23/2014	0.0048 (O)	
11/7/2014	<0.0025	
5/21/2015	<0.0025	
11/12/2015	<0.0025	
4/8/2016	<0.0025	
6/14/2016	4.2E-05 (J)	
8/9/2016	<0.0025	
10/11/2016	0.00052 (J)	
12/5/2016	<0.0025	
2/10/2017	<0.0025	
4/7/2017	<0.0025	
6/22/2017	<0.0025	
10/10/2017	<0.0025	
3/22/2018	<0.0025	
10/5/2018	<0.0025	
3/27/2019	<0.0025	
9/12/2019	0.00011 (J)	
3/20/2020	<0.0025	
9/11/2020	<0.0025	
4/5/2021		0.00017 (J)
8/13/2021		<0.0025
2/14/2022		<0.0025
8/31/2022		<0.0025

Mann-Whitney (Wilcoxon Rank Sum)

Constituent: Cobalt, Total (mg/L) Analysis Run 5/4/2023 12:27 PM View: Mann-Whitney
Plant Scherer Client: Southern Company Data: Scherer PAC-CCR

	GWA-48	GWA-48
12/21/2010	<0.0025	
2/14/2011	<0.0025	
3/23/2011	<0.0025	
4/27/2011	<0.0025	
10/25/2011	<0.0025	
5/1/2012	0.0039 (O)	
11/8/2012	<0.0025	
5/7/2013	<0.0025	
11/5/2013	<0.0025	
5/23/2014	<0.0025	
11/7/2014	<0.0025	
5/21/2015	<0.0025	
11/12/2015	<0.0025	
4/7/2016	<0.0025	
6/17/2016	0.00017 (J)	
8/10/2016	<0.0025	
10/14/2016	<0.0025	
12/19/2016	<0.0025	
2/13/2017	<0.0025	
4/7/2017	<0.0025	
6/22/2017	<0.0025	
10/10/2017	<0.0025	
3/23/2018	<0.0025	
10/3/2018	<0.0025	
3/27/2019	<0.0025	
9/12/2019	<0.0025	
3/19/2020	0.00029 (J)	
9/11/2020	<0.0025	
4/5/2021		0.00019 (J)
8/12/2021		<0.0025
2/14/2022		<0.0025
8/31/2022		<0.0025

Mann-Whitney (Wilcoxon Rank Sum)

Constituent: Cobalt, Total (mg/L) Analysis Run 5/4/2023 12:27 PM View: Mann-Whitney
Plant Scherer Client: Southern Company Data: Scherer PAC-CCR

	GWA-49	GWA-49
12/21/2010	<0.0025	
2/14/2011	<0.0025	
3/21/2011	<0.0025	
4/26/2011	<0.0025	
10/26/2011	<0.0025	
5/2/2012	<0.0025	
11/8/2012	<0.0025	
5/8/2013	<0.0025	
11/5/2013	<0.0025	
5/23/2014	<0.0025	
11/7/2014	<0.0025	
5/21/2015	<0.0025	
11/12/2015	<0.0025	
4/7/2016	<0.0025	
6/14/2016	<0.0025	
8/9/2016	<0.0025	
10/11/2016	<0.0025	
12/2/2016	0.0004 (J)	
2/9/2017	<0.0025	
4/7/2017	<0.0025	
6/22/2017	<0.0025	
10/10/2017	<0.0025	
3/22/2018	<0.0025	
10/3/2018	<0.0025	
3/27/2019	<0.0025	
9/12/2019	0.00017 (J)	
3/19/2020	<0.0025	
9/10/2020	0.0002 (J)	
4/6/2021		<0.0025
8/12/2021		0.00072 (J)
2/14/2022		0.00039 (J)
8/30/2022		<0.0025

Mann-Whitney (Wilcoxon Rank Sum)

Constituent: Cobalt, Total (mg/L) Analysis Run 5/4/2023 12:27 PM View: Mann-Whitney
Plant Scherer Client: Southern Company Data: Scherer PAC-CCR

	GWC-29	GWC-29
12/22/2010	<0.0025	
2/15/2011	<0.0025	
3/22/2011	<0.0025	
4/27/2011	<0.0025	
10/26/2011	<0.0025	
5/2/2012	<0.0025	
11/8/2012	<0.0025	
5/8/2013	<0.0025	
11/4/2013	<0.0025	
5/24/2014	<0.0025	
11/7/2014	<0.0025	
5/22/2015	<0.0025	
11/13/2015	<0.0025	
4/11/2016	<0.0025	
6/15/2016	<0.0025	
8/10/2016	<0.0025	
10/11/2016	<0.0025	
12/5/2016	<0.0025	
2/13/2017	<0.0025	
4/10/2017	<0.0025	
6/23/2017	<0.0025	
10/10/2017	<0.0025	
3/26/2018	<0.0025	
10/4/2018	<0.0025	
3/28/2019	<0.0025	
9/12/2019	<0.0025	
3/19/2020	<0.0025	
9/10/2020	<0.0025	
4/6/2021		<0.0025
8/13/2021		0.00015 (J)
2/14/2022		<0.0025
8/31/2022		<0.0025

Mann-Whitney (Wilcoxon Rank Sum)

Constituent: Cobalt, Total (mg/L) Analysis Run 5/4/2023 12:27 PM View: Mann-Whitney
Plant Scherer Client: Southern Company Data: Scherer PAC-CCR

	GWC-50	GWC-50
12/22/2010	<0.0025	
2/15/2011	<0.0025	
3/22/2011	<0.0025	
4/27/2011	<0.0025	
10/26/2011	<0.0025	
5/2/2012	<0.0025	
11/8/2012	<0.0025	
5/8/2013	<0.0025	
11/4/2013	<0.0025	
5/24/2014	<0.0025	
11/8/2014	<0.0025	
5/22/2015	<0.0025	
11/13/2015	<0.0025	
4/11/2016	<0.0025	
6/15/2016	<0.0025	
8/10/2016	<0.0025	
10/11/2016	<0.0025	
12/2/2016	<0.0025	
2/13/2017	<0.0025	
4/7/2017	<0.0025	
6/22/2017	<0.0025	
10/10/2017	<0.0025	
3/23/2018	<0.0025	
10/4/2018	<0.0025	
3/28/2019	<0.0025	
9/12/2019	<0.0025	
3/19/2020	<0.0025	
9/10/2020	<0.0025	
4/6/2021		<0.0025
8/13/2021		0.00074 (J)
2/14/2022		<0.0025
8/31/2022		<0.0025

Mann-Whitney (Wilcoxon Rank Sum)

Constituent: Cobalt, Total (mg/L) Analysis Run 5/4/2023 12:27 PM View: Mann-Whitney
Plant Scherer Client: Southern Company Data: Scherer PAC-CCR

	GWC-51	GWC-51
12/22/2010	<0.0025	
2/15/2011	<0.0025	
3/22/2011	<0.0025	
4/27/2011	<0.0025	
10/26/2011	<0.0025	
5/2/2012	<0.0025	
11/8/2012	<0.0025	
5/8/2013	<0.0025	
11/4/2013	<0.0025	
5/24/2014	<0.0025	
11/7/2014	<0.0025	
5/22/2015	<0.0025	
11/13/2015	<0.0025	
4/11/2016	<0.0025	
6/16/2016	<0.0025	
8/10/2016	<0.0025	
10/13/2016	<0.0025	
12/5/2016	<0.0025	
2/13/2017	<0.0025	
4/10/2017	<0.0025	
6/23/2017	<0.0025	
10/11/2017	<0.0025	
3/26/2018	<0.0025	
10/4/2018	<0.0025	
3/27/2019	<0.0025	
9/12/2019	0.00012 (J)	
3/19/2020	<0.0025	
9/11/2020	<0.0025	
4/5/2021		0.0002 (J)
8/13/2021		0.00059 (J)
2/15/2022		<0.0025
8/31/2022		<0.0025

Mann-Whitney (Wilcoxon Rank Sum)

Constituent: Cobalt, Total (mg/L) Analysis Run 5/4/2023 12:27 PM View: Mann-Whitney
Plant Scherer Client: Southern Company Data: Scherer PAC-CCR

	GWC-53	GWC-53
12/20/2010	0.0051 (J)	
2/14/2011	0.0038 (J)	
3/21/2011	0.0037 (J)	
4/27/2011	<0.01	
10/26/2011	0.0046 (J)	
5/1/2012	0.0043 (J)	
11/9/2012	0.007 (J)	
5/8/2013	0.0047 (J)	
11/4/2013	0.0096 (J)	
5/24/2014	0.0097 (J)	
11/7/2014	0.012	
5/20/2015	0.011	
11/13/2015	0.013	
4/8/2016	<0.01	
6/16/2016	0.0062 (J)	
8/11/2016	0.0092	
10/13/2016	0.0045	
12/6/2016	0.0043	
2/13/2017	0.011	
4/11/2017	0.012	
6/24/2017	0.011	
10/11/2017	0.016	
3/26/2018	0.0069	
10/4/2018	0.016	
3/28/2019	0.011	
9/12/2019	0.011	
3/19/2020	0.0083	
9/11/2020	0.002 (J)	
4/6/2021		0.0062
8/13/2021		0.015
2/14/2022		0.011
8/31/2022		0.014

Mann-Whitney (Wilcoxon Rank Sum)

Constituent: Copper, Total (mg/L) Analysis Run 5/4/2023 12:27 PM View: Mann-Whitney

Plant Scherer Client: Southern Company Data: Scherer PAC-CCR

	GWA-21	GWA-21
12/22/2010	<0.002	
2/14/2011	<0.002	
3/22/2011	<0.002	
4/26/2011	<0.002	
10/27/2011	<0.002	
5/1/2012	<0.002	
11/8/2012	<0.002	
5/7/2013	<0.002	
11/4/2013	<0.002	
5/24/2014	<0.002	
11/8/2014	<0.002	
5/21/2015	0.0028 (O)	
11/13/2015	<0.002	
4/6/2016	<0.002	
10/11/2016	<0.002	
4/10/2017	<0.002	
10/9/2017	<0.002	
3/26/2018	<0.002	
10/3/2018	<0.002	
3/27/2019	<0.002	
9/12/2019	<0.002	
3/19/2020	<0.002	
9/10/2020	0.0023	
4/2/2021		<0.002
8/12/2021		0.00066 (J)
2/14/2022		<0.002
8/26/2022		<0.002

Mann-Whitney (Wilcoxon Rank Sum)

Constituent: Copper, Total (mg/L) Analysis Run 5/4/2023 12:27 PM View: Mann-Whitney

Plant Scherer Client: Southern Company Data: Scherer PAC-CCR

	GWA-22	GWA-22
12/22/2010	<0.002	
2/14/2011	<0.002	
3/22/2011	<0.002	
4/26/2011	<0.002	
10/27/2011	<0.002	
5/1/2012	<0.002	
11/8/2012	<0.002	
5/7/2013	<0.002	
11/4/2013	<0.002	
5/24/2014	<0.002	
11/8/2014	<0.002	
5/21/2015	0.003 (J)	
11/13/2015	0.078 (O)	
4/8/2016	<0.002	
10/11/2016	<0.002	
4/7/2017	<0.002	
10/9/2017	<0.002	
3/26/2018	<0.002 (D)	
10/3/2018	<0.002	
3/27/2019	<0.002	
9/12/2019	<0.002	
3/19/2020	<0.002	
9/10/2020	<0.002	
4/2/2021		<0.002
8/12/2021		<0.002
2/15/2022		0.0015 (J)
8/26/2022		<0.002

Mann-Whitney (Wilcoxon Rank Sum)

Constituent: Copper, Total (mg/L) Analysis Run 5/4/2023 12:27 PM View: Mann-Whitney

Plant Scherer Client: Southern Company Data: Scherer PAC-CCR

	GWA-45	GWA-45
12/20/2010	0.0021 (J)	
2/14/2011	<0.002	
3/21/2011	<0.002	
4/26/2011	<0.002	
10/26/2011	<0.002	
5/1/2012	<0.002	
11/8/2012	0.0034 (J)	
5/8/2013	<0.002	
11/4/2013	<0.002	
5/24/2014	<0.002	
11/7/2014	0.002 (J)	
5/20/2015	0.0024 (J)	
11/13/2015	<0.002	
4/7/2016	<0.002	
10/10/2016	<0.002	
4/7/2017	<0.002	
10/10/2017	<0.002	
3/22/2018	<0.002 (D)	
10/3/2018	<0.002	
3/27/2019	<0.002	
9/12/2019	<0.002	
3/19/2020	0.00072 (J)	
9/11/2020	0.002	
4/2/2021		<0.002
8/12/2021		<0.002
2/14/2022		<0.002
8/31/2022		<0.002

Mann-Whitney (Wilcoxon Rank Sum)

Constituent: Copper, Total (mg/L) Analysis Run 5/4/2023 12:27 PM View: Mann-Whitney

Plant Scherer Client: Southern Company Data: Scherer PAC-CCR

	GWA-47	GWA-47
12/20/2010	0.0065 (J)	
2/1/2011	0.018	
3/23/2011	0.022	
4/27/2011	0.02	
10/26/2011	0.0025 (J)	
5/1/2012	0.0022 (J)	
11/8/2012	0.015	
5/7/2013	0.02	
11/5/2013	0.014	
5/23/2014	0.06 (O)	
11/7/2014	0.0032 (J)	
5/21/2015	0.017 (JV)	
11/12/2015	0.01 (J)	
4/8/2016	<0.002	
10/11/2016	0.0051	
4/7/2017	<0.002	
10/10/2017	<0.002	
3/22/2018	<0.002	
10/5/2018	<0.002	
3/27/2019	<0.002	
9/12/2019	<0.002	
3/20/2020	0.0011 (J)	
9/11/2020	<0.002	
4/5/2021		0.0019 (J)
8/13/2021		<0.002
2/14/2022		<0.002
8/31/2022		<0.002

Mann-Whitney (Wilcoxon Rank Sum)

Constituent: Copper, Total (mg/L) Analysis Run 5/4/2023 12:27 PM View: Mann-Whitney

Plant Scherer Client: Southern Company Data: Scherer PAC-CCR

	GWA-48	GWA-48
12/21/2010	0.0084 (J)	
2/14/2011	0.013 (O)	
3/23/2011	0.0061 (J)	
4/27/2011	<0.002	
10/25/2011	<0.002	
5/1/2012	0.0027 (J)	
11/8/2012	<0.002	
5/7/2013	0.0039 (J)	
11/5/2013	<0.002	
5/23/2014	0.0029 (J)	
11/7/2014	<0.002	
5/21/2015	0.0031 (J)	
11/12/2015	<0.002	
4/7/2016	<0.002	
10/14/2016	0.0024 (J)	
4/7/2017	<0.002	
10/10/2017	<0.002	
3/23/2018	<0.002	
10/3/2018	<0.002	
3/27/2019	<0.002	
9/12/2019	0.00083 (J)	
3/19/2020	0.0022	
9/11/2020	<0.002	
4/5/2021		0.00093 (J)
8/12/2021		<0.002
2/14/2022		<0.002
8/31/2022		<0.002

Mann-Whitney (Wilcoxon Rank Sum)

Constituent: Copper, Total (mg/L) Analysis Run 5/4/2023 12:27 PM View: Mann-Whitney
Plant Scherer Client: Southern Company Data: Scherer PAC-CCR

	GWA-49	GWA-49
12/21/2010	<0.002	
2/14/2011	<0.002	
3/21/2011	<0.002	
4/26/2011	<0.002	
10/26/2011	<0.002	
5/2/2012	<0.002	
11/8/2012	<0.002	
5/8/2013	<0.002	
11/5/2013	<0.002	
5/23/2014	<0.002	
11/7/2014	<0.002	
5/21/2015	<0.002	
11/12/2015	<0.002	
4/7/2016	<0.002	
10/11/2016	<0.002	
4/7/2017	<0.002	
10/10/2017	<0.002	
3/22/2018	<0.002	
10/3/2018	<0.002	
3/27/2019	<0.002	
9/12/2019	<0.002	
3/19/2020	<0.002	
9/10/2020	<0.002	
4/6/2021		<0.002
8/12/2021		0.0031
2/14/2022		0.0014 (J)
8/30/2022		<0.002

Mann-Whitney (Wilcoxon Rank Sum)

Constituent: Copper, Total (mg/L) Analysis Run 5/4/2023 12:27 PM View: Mann-Whitney

Plant Scherer Client: Southern Company Data: Scherer PAC-CCR

	GWC-50	GWC-50
12/22/2010	<0.002	
2/15/2011	<0.002	
3/22/2011	<0.002	
4/27/2011	<0.002	
10/26/2011	<0.002	
5/2/2012	<0.002	
11/8/2012	<0.002	
5/8/2013	<0.002	
11/4/2013	<0.002	
5/24/2014	<0.002	
11/8/2014	<0.002	
5/22/2015	0.0031 (O)	
11/13/2015	<0.002	
4/11/2016	<0.002	
10/11/2016	<0.002	
4/7/2017	<0.002	
10/10/2017	<0.002	
3/23/2018	<0.002	
10/4/2018	<0.002	
3/28/2019	<0.002	
9/12/2019	<0.002	
3/19/2020	<0.002	
9/10/2020	<0.002	
4/6/2021		<0.002
8/13/2021		0.0046
2/14/2022		0.0013 (J)
8/31/2022		<0.002

Mann-Whitney (Wilcoxon Rank Sum)

Constituent: Copper, Total (mg/L) Analysis Run 5/4/2023 12:27 PM View: Mann-Whitney
Plant Scherer Client: Southern Company Data: Scherer PAC-CCR

	GWC-51	GWC-51
12/22/2010	<0.002	
2/15/2011	<0.002	
3/22/2011	<0.002	
4/27/2011	<0.002	
10/26/2011	<0.002	
5/2/2012	<0.002	
11/8/2012	<0.002	
5/8/2013	<0.002	
11/4/2013	<0.002	
5/24/2014	<0.002	
11/7/2014	<0.002	
5/22/2015	<0.002	
11/13/2015	<0.002	
4/11/2016	<0.002	
10/13/2016	<0.002	
4/10/2017	<0.002	
10/11/2017	<0.002	
3/26/2018	<0.002	
10/4/2018	<0.002	
3/27/2019	<0.002	
9/12/2019	<0.002	
3/19/2020	<0.002	
9/11/2020	0.0013 (J)	
4/5/2021		<0.002
8/13/2021		0.0025
2/15/2022		<0.002
8/31/2022		<0.002

Mann-Whitney (Wilcoxon Rank Sum)

Constituent: Fluoride (mg/L) Analysis Run 5/4/2023 12:27 PM View: Mann-Whitney

Plant Scherer Client: Southern Company Data: Scherer PAC-CCR

	GWA-21	GWA-21
4/6/2016	0.035 (J)	
6/14/2016	<0.082	
8/10/2016	<0.082	
10/11/2016	<0.082	
12/2/2016	<0.082	
2/10/2017	<0.082	
4/10/2017	<0.082	
6/23/2017	<0.082	
10/9/2017	<0.082	
3/26/2018	<0.082	
10/3/2018	<0.082	
3/27/2019	0.035 (J)	
9/12/2019	0.04 (J)	
3/19/2020	0.059 (J)	
9/10/2020	0.044 (J)	
4/2/2021		0.028 (J)
8/12/2021		0.04 (J)
2/14/2022		0.058 (J)
8/26/2022		0.092 (J)

Mann-Whitney (Wilcoxon Rank Sum)

Constituent: Fluoride (mg/L) Analysis Run 5/4/2023 12:27 PM View: Mann-Whitney

Plant Scherer Client: Southern Company Data: Scherer PAC-CCR

	GWA-22	GWA-22
4/8/2016	<0.082	
6/14/2016	<0.082	
8/9/2016	<0.082	
10/11/2016	<0.082	
12/5/2016	<0.082	
2/10/2017	<0.082	
4/7/2017	<0.082	
6/26/2017	<0.082	
10/9/2017	<0.082	
3/26/2018	<0.082 (D)	
10/3/2018	<0.082	
3/27/2019	0.036 (J)	
9/12/2019	0.043 (J)	
3/19/2020	0.054 (J)	
9/10/2020	0.034 (J)	
4/2/2021		0.032 (J)
8/12/2021		0.028 (J)
2/15/2022		0.088 (J)
8/26/2022		0.028 (J)

Mann-Whitney (Wilcoxon Rank Sum)

Constituent: Fluoride (mg/L) Analysis Run 5/4/2023 12:27 PM View: Mann-Whitney

Plant Scherer Client: Southern Company Data: Scherer PAC-CCR

	GWA-45	GWA-45
4/7/2016	0.035 (J)	
6/14/2016	<0.1	
8/9/2016	<0.1	
10/10/2016	<0.1	
12/2/2016	<0.1	
2/9/2017	<0.1	
4/7/2017	<0.1	
6/22/2017	<0.1	
10/10/2017	<0.1	
3/22/2018	<0.1 (D)	
10/3/2018	<0.1	
3/27/2019	<0.1	
9/12/2019	0.026 (J)	
3/19/2020	0.041 (J)	
9/11/2020	<0.1	
4/2/2021		<0.1
8/12/2021		<0.1
2/14/2022		0.052 (J)
8/31/2022		0.033 (J)

Mann-Whitney (Wilcoxon Rank Sum)

Constituent: Fluoride (mg/L) Analysis Run 5/4/2023 12:27 PM View: Mann-Whitney

Plant Scherer Client: Southern Company Data: Scherer PAC-CCR

	GWA-46	GWA-46
4/7/2016	0.024 (J)	
6/14/2016	<0.1	
8/9/2016	<0.1	
10/10/2016	<0.1	
12/2/2016	<0.1	
2/10/2017	<0.1	
4/7/2017	<0.1	
6/23/2017	<0.1	
10/10/2017	<0.1	
3/23/2018	<0.1	
10/4/2018	<0.1	
3/27/2019	0.033 (J)	
9/12/2019	<0.1	
3/19/2020	<0.1	
9/11/2020	<0.1	
4/5/2021		0.039 (J)
8/12/2021		0.11
2/14/2022		0.05 (J)
8/31/2022		0.033 (J)

Mann-Whitney (Wilcoxon Rank Sum)

Constituent: Fluoride (mg/L) Analysis Run 5/4/2023 12:27 PM View: Mann-Whitney

Plant Scherer Client: Southern Company Data: Scherer PAC-CCR

	GWA-47	GWA-47
4/8/2016	<0.1	
6/14/2016	<0.1	
8/9/2016	<0.1	
10/11/2016	<0.1	
12/5/2016	<0.1	
2/10/2017	<0.1	
4/7/2017	<0.1	
6/22/2017	<0.1	
10/10/2017	<0.1	
3/22/2018	<0.1	
10/5/2018	<0.1	
3/27/2019	0.041 (J)	
9/12/2019	0.041 (J)	
3/20/2020	<0.1	
9/11/2020	0.034 (J)	
4/5/2021		0.038 (J)
8/13/2021		0.09 (J)
2/14/2022		0.068 (J)
8/31/2022		0.056 (J)

Mann-Whitney (Wilcoxon Rank Sum)

Constituent: Fluoride (mg/L) Analysis Run 5/4/2023 12:27 PM View: Mann-Whitney

Plant Scherer Client: Southern Company Data: Scherer PAC-CCR

	GWA-48	GWA-48
4/7/2016	0.044 (J)	
6/17/2016	<0.082	
8/10/2016	<0.082	
10/14/2016	<0.082	
12/19/2016	0.1 (J)	
2/13/2017	<0.082	
4/7/2017	<0.082	
6/22/2017	<0.082	
10/10/2017	<0.082	
3/23/2018	<0.082	
10/3/2018	<0.082	
3/27/2019	0.04 (J)	
9/12/2019	0.044 (J)	
3/19/2020	0.049 (J)	
9/11/2020	0.035 (J)	
4/5/2021		0.031 (J)
8/12/2021		0.052 (J)
2/14/2022		0.056 (J)
8/31/2022		0.053 (J)

Mann-Whitney (Wilcoxon Rank Sum)

Constituent: Fluoride (mg/L) Analysis Run 5/4/2023 12:27 PM View: Mann-Whitney

Plant Scherer Client: Southern Company Data: Scherer PAC-CCR

	GWA-49	GWA-49
4/7/2016	0.041 (J)	
6/14/2016	<0.082	
8/9/2016	<0.082	
10/11/2016	<0.082	
12/2/2016	<0.082	
2/9/2017	<0.082	
4/7/2017	<0.082	
6/22/2017	<0.082	
10/10/2017	<0.082	
3/22/2018	<0.082	
10/3/2018	<0.082	
3/27/2019	0.037 (J)	
9/12/2019	0.042 (J)	
3/19/2020	0.044 (J)	
9/10/2020	0.036 (J)	
4/6/2021		0.03 (J)
8/12/2021		0.058 (J)
2/14/2022		0.07 (J)
8/30/2022		0.044 (J)

Mann-Whitney (Wilcoxon Rank Sum)

Constituent: Fluoride (mg/L) Analysis Run 5/4/2023 12:27 PM View: Mann-Whitney

Plant Scherer Client: Southern Company Data: Scherer PAC-CCR

	GWC-29	GWC-29
4/11/2016	0.033 (J)	
6/15/2016	<0.082	
8/10/2016	<0.082	
10/11/2016	<0.082	
12/5/2016	<0.082	
2/13/2017	<0.082	
4/10/2017	<0.082	
6/23/2017	<0.082	
10/10/2017	<0.082	
3/26/2018	<0.082	
10/4/2018	<0.082	
3/28/2019	0.033 (J)	
9/12/2019	0.042 (J)	
3/19/2020	0.042 (J)	
9/10/2020	0.04 (J)	
4/6/2021		0.031 (J)
8/13/2021		0.065 (J)
2/14/2022		0.074 (J)
8/31/2022		0.082 (J)

Mann-Whitney (Wilcoxon Rank Sum)

Constituent: Fluoride (mg/L) Analysis Run 5/4/2023 12:27 PM View: Mann-Whitney

Plant Scherer Client: Southern Company Data: Scherer PAC-CCR

	GWC-50	GWC-50
4/11/2016	0.027 (J)	
6/15/2016	<0.1	
8/10/2016	<0.1	
10/11/2016	<0.1	
12/2/2016	<0.1	
2/13/2017	<0.1	
4/7/2017	<0.1	
6/22/2017	<0.1	
10/10/2017	<0.1	
3/23/2018	<0.1	
10/4/2018	<0.1	
3/28/2019	0.042 (J)	
9/12/2019	0.028 (J)	
3/19/2020	0.039 (J)	
9/10/2020	<0.1	
4/6/2021		<0.1
8/13/2021		0.048 (J)
2/14/2022		0.057 (J)
8/31/2022		0.065 (J)

Mann-Whitney (Wilcoxon Rank Sum)

Constituent: Fluoride (mg/L) Analysis Run 5/4/2023 12:27 PM View: Mann-Whitney

Plant Scherer Client: Southern Company Data: Scherer PAC-CCR

	GWC-51	GWC-51
4/11/2016	0.027 (J)	
6/16/2016	<0.1	
8/10/2016	<0.1	
10/13/2016	<0.1	
12/5/2016	<0.1	
2/13/2017	<0.1	
4/10/2017	<0.1	
6/23/2017	<0.1	
10/11/2017	<0.1	
3/26/2018	<0.1	
10/4/2018	<0.1	
3/27/2019	<0.1	
9/12/2019	0.028 (J)	
3/19/2020	0.037 (J)	
9/11/2020	0.049 (J)	
4/5/2021		<0.1
8/13/2021		0.043 (J)
2/15/2022		0.06 (J)
8/31/2022		0.066 (J)

Mann-Whitney (Wilcoxon Rank Sum)

Constituent: Fluoride (mg/L) Analysis Run 5/4/2023 12:27 PM View: Mann-Whitney

Plant Scherer Client: Southern Company Data: Scherer PAC-CCR

	GWC-52	GWC-52
4/11/2016	<0.082	
6/16/2016	<0.082	
8/11/2016	<0.082	
10/13/2016	<0.082	
12/5/2016	<0.082	
2/13/2017	<0.082	
4/11/2017	<0.082	
6/24/2017	<0.082	
10/11/2017	<0.082	
3/26/2018	<0.082	
10/4/2018	<0.082	
3/28/2019	0.039 (J)	
9/12/2019	0.042 (J)	
3/19/2020	0.053 (J)	
9/11/2020	0.041 (J)	
4/5/2021		0.05 (J)
8/17/2021		0.094 (J)
2/14/2022		0.055 (J)
8/31/2022		0.053 (J)

Mann-Whitney (Wilcoxon Rank Sum)

Constituent: Fluoride (mg/L) Analysis Run 5/4/2023 12:27 PM View: Mann-Whitney

Plant Scherer Client: Southern Company Data: Scherer PAC-CCR

	GWC-53	GWC-53
4/8/2016	<0.1	
6/16/2016	<0.1	
8/11/2016	<0.1	
10/13/2016	<0.1	
12/6/2016	<0.1	
2/13/2017	<0.1	
4/11/2017	<0.1	
6/24/2017	<0.1	
10/11/2017	<0.1	
3/26/2018	<0.1	
10/4/2018	<0.1	
3/28/2019	<0.1	
9/12/2019	<0.1	
3/19/2020	<0.1	
9/11/2020	<0.1	
4/6/2021		<0.1
8/13/2021		0.034 (J)
2/14/2022		0.041 (J)
8/31/2022		0.055 (J)

Mann-Whitney (Wilcoxon Rank Sum)

Constituent: Lead, Total (mg/L) Analysis Run 5/4/2023 12:27 PM View: Mann-Whitney

Plant Scherer Client: Southern Company Data: Scherer PAC-CCR

	GWA-21	GWA-21
12/22/2010	<0.001	
2/14/2011	0.0028 (J)	
3/22/2011	0.0021 (J)	
4/26/2011	0.003 (J)	
10/27/2011	0.0028 (J)	
5/1/2012	<0.001	
11/8/2012	<0.001	
5/7/2013	0.0044 (J)	
11/4/2013	<0.001	
5/24/2014	<0.001	
11/8/2014	<0.001	
5/21/2015	0.0032 (J)	
11/13/2015	<0.001	
4/6/2016	<0.001	
6/14/2016	<0.001	
8/10/2016	<0.001	
10/11/2016	<0.001	
12/2/2016	<0.001	
2/10/2017	<0.001	
4/10/2017	<0.001	
6/23/2017	<0.001	
10/9/2017	<0.001	
3/26/2018	<0.001	
10/3/2018	<0.001	
3/27/2019	<0.001	
9/12/2019	<0.001	
3/19/2020	<0.001	
9/10/2020	0.0022	
4/2/2021		<0.001
8/12/2021		<0.001
2/14/2022		<0.001
8/26/2022		<0.001

Mann-Whitney (Wilcoxon Rank Sum)

Constituent: Lead, Total (mg/L) Analysis Run 5/4/2023 12:27 PM View: Mann-Whitney

Plant Scherer Client: Southern Company Data: Scherer PAC-CCR

	GWA-22	GWA-22
12/22/2010	<0.001	
2/14/2011	<0.001	
3/22/2011	<0.001	
4/26/2011	0.0025 (J)	
10/27/2011	0.0033 (J)	
5/1/2012	<0.001	
11/8/2012	<0.001	
5/7/2013	0.0048 (J)	
11/4/2013	<0.001	
5/24/2014	<0.001	
11/8/2014	0.0021 (J)	
5/21/2015	0.002 (J)	
11/13/2015	<0.001	
4/8/2016	<0.001	
6/14/2016	<0.001	
8/9/2016	<0.001	
10/11/2016	<0.001	
12/5/2016	<0.001	
2/10/2017	<0.001	
4/7/2017	<0.001	
6/26/2017	<0.001	
10/9/2017	<0.001	
3/26/2018	<0.001 (D)	
10/3/2018	<0.001	
3/27/2019	<0.001	
9/12/2019	<0.001	
3/19/2020	<0.001	
9/10/2020	<0.001	
4/2/2021		0.00018 (J)
8/12/2021		<0.001
2/15/2022		0.00025 (J)
8/26/2022		<0.001

Mann-Whitney (Wilcoxon Rank Sum)

Constituent: Lead, Total (mg/L) Analysis Run 5/4/2023 12:27 PM View: Mann-Whitney
Plant Scherer Client: Southern Company Data: Scherer PAC-CCR

	GWA-45	GWA-45
12/20/2010	<0.001	
2/14/2011	0.0024 (J)	
3/21/2011	<0.001	
4/26/2011	0.0027 (J)	
10/26/2011	0.0026 (J)	
5/1/2012	<0.001	
11/8/2012	0.0023 (J)	
5/8/2013	0.0026 (J)	
11/4/2013	<0.001	
5/24/2014	<0.001	
11/7/2014	<0.001	
5/20/2015	0.005 (J)	
11/13/2015	0.0031 (J)	
4/7/2016	<0.001	
6/14/2016	<0.001	
8/9/2016	<0.001	
10/10/2016	<0.001	
12/2/2016	<0.001	
2/9/2017	<0.001	
4/7/2017	<0.001	
6/22/2017	<0.001	
10/10/2017	<0.001	
3/22/2018	<0.001 (D)	
10/3/2018	<0.001	
3/27/2019	<0.001	
9/12/2019	<0.001	
3/19/2020	0.00019 (J)	
9/11/2020	0.0016	
4/2/2021		<0.001
8/12/2021		<0.001
2/14/2022		<0.001
8/31/2022		<0.001

Mann-Whitney (Wilcoxon Rank Sum)

Constituent: Lead, Total (mg/L) Analysis Run 5/4/2023 12:27 PM View: Mann-Whitney

Plant Scherer Client: Southern Company Data: Scherer PAC-CCR

	GWA-46	GWA-46
12/20/2010	<0.001	
2/1/2011	<0.001	
3/21/2011	<0.001	
4/26/2011	0.0024 (J)	
10/27/2011	0.0025 (J)	
5/2/2012	<0.001	
11/8/2012	0.003 (J)	
5/7/2013	0.0029 (J)	
11/4/2013	<0.001	
5/24/2014	<0.001	
11/7/2014	<0.001	
5/20/2015	0.0037 (J)	
11/13/2015	<0.001	
4/7/2016	<0.001	
6/14/2016	<0.001	
8/9/2016	<0.001	
10/10/2016	<0.001	
12/2/2016	<0.001	
2/10/2017	<0.001	
4/7/2017	<0.001	
6/23/2017	<0.001	
10/10/2017	<0.001	
3/23/2018	<0.001	
10/4/2018	<0.001	
3/27/2019	<0.001	
9/12/2019	<0.001	
3/19/2020	<0.001	
9/11/2020	<0.001	
4/5/2021		<0.001
8/12/2021		<0.001
2/14/2022		<0.001
8/31/2022		<0.001

Mann-Whitney (Wilcoxon Rank Sum)

Constituent: Lead, Total (mg/L) Analysis Run 5/4/2023 12:27 PM View: Mann-Whitney

Plant Scherer Client: Southern Company Data: Scherer PAC-CCR

	GWA-47	GWA-47
12/20/2010	<0.001	
2/1/2011	0.0027 (J)	
3/23/2011	0.0041 (J)	
4/27/2011	0.0054	
10/26/2011	<0.001	
5/1/2012	<0.001	
11/8/2012	0.0022 (J)	
5/7/2013	0.0062	
11/5/2013	<0.001	
5/23/2014	0.0026 (J)	
11/7/2014	0.0022 (J)	
5/21/2015	0.0049 (J)	
11/12/2015	<0.001	
4/8/2016	<0.001	
6/14/2016	<0.001	
8/9/2016	<0.001	
10/11/2016	<0.001	
12/5/2016	<0.001	
2/10/2017	<0.001	
4/7/2017	<0.001	
6/22/2017	<0.001	
10/10/2017	<0.001	
3/22/2018	0.00096 (J)	
10/5/2018	<0.001	
3/27/2019	<0.001	
9/12/2019	<0.001	
3/20/2020	<0.001	
9/11/2020	<0.001	
4/5/2021		<0.001
8/13/2021		<0.001
2/14/2022		<0.001
8/31/2022		<0.001

Mann-Whitney (Wilcoxon Rank Sum)

Constituent: Lead, Total (mg/L) Analysis Run 5/4/2023 12:27 PM View: Mann-Whitney

Plant Scherer Client: Southern Company Data: Scherer PAC-CCR

	GWA-48	GWA-48
12/21/2010	<0.001	
2/14/2011	0.0029 (J)	
3/23/2011	0.0028 (J)	
4/27/2011	0.0038 (J)	
10/25/2011	0.0043 (J)	
5/1/2012	<0.001	
11/8/2012	<0.001	
5/7/2013	0.0064	
11/5/2013	<0.001	
5/23/2014	<0.001	
11/7/2014	0.0026 (J)	
5/21/2015	0.0038 (J)	
11/12/2015	0.0021 (J)	
4/7/2016	<0.001	
6/17/2016	<0.001	
8/10/2016	<0.001	
10/14/2016	<0.001	
12/19/2016	<0.001	
2/13/2017	<0.001	
4/7/2017	<0.001	
6/22/2017	<0.001	
10/10/2017	<0.001	
3/23/2018	<0.001	
10/3/2018	<0.001	
3/27/2019	<0.001	
9/12/2019	<0.001	
3/19/2020	0.0002 (J)	
9/11/2020	<0.001	
4/5/2021		<0.001
8/12/2021		<0.001
2/14/2022		<0.001
8/31/2022		<0.001

Mann-Whitney (Wilcoxon Rank Sum)

Constituent: Lead, Total (mg/L) Analysis Run 5/4/2023 12:27 PM View: Mann-Whitney
Plant Scherer Client: Southern Company Data: Scherer PAC-CCR

	GWA-49	GWA-49
12/21/2010	<0.001	
2/14/2011	0.0032 (J)	
3/21/2011	0.0038 (J)	
4/26/2011	0.0046 (J)	
10/26/2011	0.0024 (J)	
5/2/2012	<0.001	
11/8/2012	0.0021 (J)	
5/8/2013	0.006	
11/5/2013	0.0023 (J)	
5/23/2014	<0.001	
11/7/2014	<0.001	
5/21/2015	0.0062 (J)	
11/12/2015	0.0035 (J)	
4/7/2016	<0.001	
6/14/2016	<0.001	
8/9/2016	<0.001	
10/11/2016	<0.001	
12/2/2016	<0.001	
2/9/2017	<0.001	
4/7/2017	<0.001	
6/22/2017	<0.001	
10/10/2017	<0.001	
3/22/2018	<0.001	
10/3/2018	<0.001	
3/27/2019	<0.001	
9/12/2019	<0.001	
3/19/2020	<0.001	
9/10/2020	<0.001	
4/6/2021		<0.001
8/12/2021		<0.001
2/14/2022		<0.001
8/30/2022		<0.001

Mann-Whitney (Wilcoxon Rank Sum)

Constituent: Lead, Total (mg/L) Analysis Run 5/4/2023 12:27 PM View: Mann-Whitney

Plant Scherer Client: Southern Company Data: Scherer PAC-CCR

	GWC-29	GWC-29
12/22/2010	<0.001	
2/15/2011	0.0021 (J)	
3/22/2011	0.0027 (J)	
4/27/2011	0.0024 (J)	
10/26/2011	0.0021 (J)	
5/2/2012	<0.001	
11/8/2012	<0.001	
5/8/2013	0.0035 (J)	
11/4/2013	<0.001	
5/24/2014	<0.001	
11/7/2014	<0.001	
5/22/2015	0.0038 (J)	
11/13/2015	<0.001	
4/11/2016	<0.001	
6/15/2016	<0.001	
8/10/2016	<0.001	
10/11/2016	<0.001	
12/5/2016	<0.001	
2/13/2017	<0.001	
4/10/2017	<0.001	
6/23/2017	<0.001	
10/10/2017	<0.001	
3/26/2018	<0.001	
10/4/2018	<0.001	
3/28/2019	<0.001	
9/12/2019	<0.001	
3/19/2020	<0.001	
9/10/2020	<0.001	
4/6/2021		<0.001
8/13/2021		<0.001
2/14/2022		<0.001
8/31/2022		<0.001

Mann-Whitney (Wilcoxon Rank Sum)

Constituent: Lead, Total (mg/L) Analysis Run 5/4/2023 12:27 PM View: Mann-Whitney

Plant Scherer Client: Southern Company Data: Scherer PAC-CCR

	GWC-50	GWC-50
12/22/2010	<0.001	
2/15/2011	0.0028 (J)	
3/22/2011	0.0022 (J)	
4/27/2011	0.0033 (J)	
10/26/2011	0.0028 (J)	
5/2/2012	<0.001	
11/8/2012	<0.001	
5/8/2013	0.0043 (J)	
11/4/2013	<0.001	
5/24/2014	<0.001	
11/8/2014	<0.001	
5/22/2015	0.0042 (J)	
11/13/2015	<0.001	
4/11/2016	<0.001	
6/15/2016	<0.001	
8/10/2016	<0.001	
10/11/2016	<0.001	
12/2/2016	<0.001	
2/13/2017	<0.001	
4/7/2017	<0.001	
6/22/2017	<0.001	
10/10/2017	<0.001	
3/23/2018	<0.001	
10/4/2018	<0.001	
3/28/2019	<0.001	
9/12/2019	<0.001	
3/19/2020	<0.001	
9/10/2020	<0.001	
4/6/2021		<0.001
8/13/2021		0.00054 (J)
2/14/2022		0.00019 (J)
8/31/2022		<0.001

Mann-Whitney (Wilcoxon Rank Sum)

Constituent: Lead, Total (mg/L) Analysis Run 5/4/2023 12:27 PM View: Mann-Whitney

Plant Scherer Client: Southern Company Data: Scherer PAC-CCR

	GWC-51	GWC-51
12/22/2010	<0.001	
2/15/2011	0.0032 (J)	
3/22/2011	0.0024 (J)	
4/27/2011	0.0033 (J)	
10/26/2011	0.0023 (J)	
5/2/2012	<0.001	
11/8/2012	<0.001	
5/8/2013	0.0035 (J)	
11/4/2013	<0.001	
5/24/2014	<0.001	
11/7/2014	<0.001	
5/22/2015	0.0035 (J)	
11/13/2015	<0.001	
4/11/2016	<0.001	
6/16/2016	<0.001	
8/10/2016	<0.001	
10/13/2016	<0.001	
12/5/2016	<0.001	
2/13/2017	<0.001	
4/10/2017	<0.001	
6/23/2017	<0.001	
10/11/2017	0.00041 (J)	
3/26/2018	<0.001	
10/4/2018	<0.001	
3/27/2019	<0.001	
9/12/2019	<0.001	
3/19/2020	<0.001	
9/11/2020	0.0015	
4/5/2021		<0.001
8/13/2021		0.00022 (J)
2/15/2022		<0.001
8/31/2022		<0.001

Mann-Whitney (Wilcoxon Rank Sum)

Constituent: Lead, Total (mg/L) Analysis Run 5/4/2023 12:27 PM View: Mann-Whitney

Plant Scherer Client: Southern Company Data: Scherer PAC-CCR

	GWC-52	GWC-52
12/21/2010	<0.001	
2/15/2011	0.0034 (J)	
3/21/2011	0.004 (J)	
4/28/2011	0.0036 (J)	
10/26/2011	0.0038 (J)	
5/1/2012	<0.001	
11/9/2012	<0.001	
5/8/2013	0.0059	
11/4/2013	0.0027 (J)	
5/24/2014	<0.001	
11/7/2014	<0.001	
5/22/2015	0.006 (J)	
11/13/2015	0.0024 (J)	
4/11/2016	<0.001	
6/16/2016	<0.001	
8/11/2016	<0.001	
10/13/2016	<0.001	
12/5/2016	<0.001	
2/13/2017	<0.001	
4/11/2017	<0.001	
6/24/2017	<0.001	
10/11/2017	<0.001	
3/26/2018	0.0034 (o)	
10/4/2018	<0.001	
3/28/2019	<0.001	
9/12/2019	<0.001	
3/19/2020	<0.001	
9/11/2020	<0.001	
4/5/2021		<0.001
8/17/2021		<0.001
2/14/2022		<0.001
8/31/2022		<0.001

Mann-Whitney (Wilcoxon Rank Sum)

Constituent: Lead, Total (mg/L) Analysis Run 5/4/2023 12:27 PM View: Mann-Whitney

Plant Scherer Client: Southern Company Data: Scherer PAC-CCR

	GWC-53	GWC-53
12/20/2010	<0.001	
2/14/2011	<0.001	
3/21/2011	<0.001	
4/27/2011	<0.001	
10/26/2011	<0.001	
5/1/2012	<0.001	
11/9/2012	<0.001	
5/8/2013	<0.001	
11/4/2013	<0.001	
5/24/2014	<0.001	
11/7/2014	<0.001	
5/20/2015	0.0026 (O)	
11/13/2015	<0.001	
4/8/2016	<0.001	
6/16/2016	<0.001	
8/11/2016	<0.001	
10/13/2016	<0.001	
12/6/2016	<0.001	
2/13/2017	<0.001	
4/11/2017	<0.001	
6/24/2017	<0.001	
10/11/2017	<0.001	
3/26/2018	<0.001	
10/4/2018	<0.001	
3/28/2019	<0.001	
9/12/2019	<0.001	
3/19/2020	<0.001	
9/11/2020	<0.001	
4/6/2021		<0.001
8/13/2021		0.00017 (J)
2/14/2022		<0.001
8/31/2022		<0.001

Mann-Whitney (Wilcoxon Rank Sum)

Constituent: Mercury, Total (mg/L) Analysis Run 5/4/2023 12:27 PM View: Mann-Whitney
Plant Scherer Client: Southern Company Data: Scherer PAC-CCR

	GWA-21	GWA-21
12/22/2010	<0.0002	
2/14/2011	<0.0002	
3/22/2011	<0.0002	
4/26/2011	<0.0002	
10/27/2011	<0.0002	
5/1/2012	<0.0002	
11/8/2012	<0.0002	
5/7/2013	<0.0002	
11/4/2013	<0.0002	
5/24/2014	<0.0002	
11/8/2014	<0.0002	
5/21/2015	<0.0002	
11/13/2015	<0.0002	
4/6/2016	<0.0002	
6/14/2016	<0.0002	
8/10/2016	<0.0002	
10/11/2016	<0.0002	
12/2/2016	<0.0002	
2/10/2017	<0.0002	
4/10/2017	<0.0002	
6/23/2017	<0.0002	
10/9/2017	8.7E-05 (J)	
3/26/2018	<0.0002 (X)	
10/3/2018	<0.0002 (X)	
3/27/2019	<0.0002	
9/12/2019	<0.0002	
3/19/2020	<0.0002	
9/10/2020	<0.0002	
4/2/2021		<0.0002
8/12/2021		<0.0002
2/14/2022		<0.0002
8/26/2022		<0.0002

Mann-Whitney (Wilcoxon Rank Sum)

Constituent: Mercury, Total (mg/L) Analysis Run 5/4/2023 12:27 PM View: Mann-Whitney

Plant Scherer Client: Southern Company Data: Scherer PAC-CCR

	GWA-22	GWA-22
12/22/2010	<0.0002	
2/14/2011	<0.0002	
3/22/2011	<0.0002	
4/26/2011	<0.0002	
10/27/2011	<0.0002	
5/1/2012	<0.0002	
11/8/2012	<0.0002	
5/7/2013	<0.0002	
11/4/2013	<0.0002	
5/24/2014	<0.0002	
11/8/2014	<0.0002	
5/21/2015	<0.0002	
11/13/2015	<0.0002	
4/8/2016	<0.0002	
6/14/2016	<0.0002	
8/9/2016	<0.0002	
10/11/2016	<0.0002	
12/5/2016	<0.0002	
2/10/2017	<0.0002	
4/7/2017	<0.0002	
6/26/2017	<0.0002	
10/9/2017	8.7E-05 (J)	
3/26/2018	<0.0002 (XD)	
10/3/2018	<0.0002 (X)	
3/27/2019	<0.0002	
9/12/2019	<0.0002	
3/19/2020	<0.0002	
9/10/2020	<0.0002	
4/2/2021		<0.0002
8/12/2021		<0.0002
2/15/2022		<0.0002
8/26/2022		<0.0002

Mann-Whitney (Wilcoxon Rank Sum)

Constituent: Mercury, Total (mg/L) Analysis Run 5/4/2023 12:27 PM View: Mann-Whitney

Plant Scherer Client: Southern Company Data: Scherer PAC-CCR

	GWA-45	GWA-45
12/20/2010	<0.0002	
2/14/2011	<0.0002	
3/21/2011	<0.0002	
4/26/2011	<0.0002	
10/26/2011	<0.0002	
5/1/2012	<0.0002	
11/8/2012	<0.0002	
5/8/2013	<0.0002	
11/4/2013	<0.0002	
5/24/2014	<0.0002	
11/7/2014	<0.0002	
5/20/2015	<0.0002	
11/13/2015	<0.0002	
4/7/2016	<0.0002	
6/14/2016	<0.0002	
8/9/2016	<0.0002	
10/10/2016	<0.0002	
12/2/2016	<0.0002	
2/9/2017	<0.0002	
4/7/2017	<0.0002	
6/22/2017	<0.0002	
10/10/2017	8.9E-05 (J)	
3/22/2018	<0.0002 (D)	
10/3/2018	<0.0002 (X)	
3/27/2019	<0.0002	
9/12/2019	<0.0002	
3/19/2020	<0.0002	
9/11/2020	<0.0002	
4/2/2021		<0.0002
8/12/2021		<0.0002
2/14/2022		<0.0002
8/31/2022		<0.0002

Mann-Whitney (Wilcoxon Rank Sum)

Constituent: Mercury, Total (mg/L) Analysis Run 5/4/2023 12:27 PM View: Mann-Whitney
Plant Scherer Client: Southern Company Data: Scherer PAC-CCR

	GWA-46	GWA-46
12/20/2010	<0.0002	
2/1/2011	<0.0002	
3/21/2011	<0.0002	
4/26/2011	<0.0002	
10/27/2011	<0.0002	
5/2/2012	<0.0002	
11/8/2012	<0.0002	
5/7/2013	0.00011 (J)	
11/4/2013	<0.0002	
5/24/2014	<0.0002	
11/7/2014	<0.0002	
5/20/2015	<0.0002	
11/13/2015	<0.0002	
4/7/2016	<0.0002	
6/14/2016	<0.0002	
8/9/2016	<0.0002	
10/10/2016	<0.0002	
12/2/2016	<0.0002	
2/10/2017	<0.0002	
4/7/2017	<0.0002	
6/23/2017	<0.0002	
10/10/2017	8.8E-05 (J)	
3/23/2018	<0.0002	
10/4/2018	<0.0002	
3/27/2019	<0.0002	
9/12/2019	<0.0002	
3/19/2020	<0.0002	
9/11/2020	<0.0002	
4/5/2021		<0.0002
8/12/2021		<0.0002
2/14/2022		<0.0002
8/31/2022		<0.0002

Mann-Whitney (Wilcoxon Rank Sum)

Constituent: Mercury, Total (mg/L) Analysis Run 5/4/2023 12:27 PM View: Mann-Whitney
Plant Scherer Client: Southern Company Data: Scherer PAC-CCR

	GWA-47	GWA-47
12/20/2010	<0.0002	
2/1/2011	<0.0002	
3/23/2011	<0.0002	
4/27/2011	<0.0002	
10/26/2011	<0.0002	
5/1/2012	<0.0002	
11/8/2012	<0.0002	
5/7/2013	8.1E-05 (J)	
11/5/2013	<0.0002	
5/23/2014	<0.0002	
11/7/2014	<0.0002	
5/21/2015	<0.0002	
11/12/2015	<0.0002	
4/8/2016	<0.0002	
6/14/2016	<0.0002	
8/9/2016	<0.0002	
10/11/2016	<0.0002	
12/5/2016	<0.0002	
2/10/2017	<0.0002	
4/7/2017	<0.0002	
6/22/2017	<0.0002	
10/10/2017	9.2E-05 (J)	
3/22/2018	<0.0002	
10/5/2018	<0.0002	
3/27/2019	<0.0002	
9/12/2019	<0.0002	
3/20/2020	<0.0002	
9/11/2020	<0.0002	
4/5/2021		<0.0002
8/13/2021		<0.0002
2/14/2022		<0.0002
8/31/2022		<0.0002

Mann-Whitney (Wilcoxon Rank Sum)

Constituent: Mercury, Total (mg/L) Analysis Run 5/4/2023 12:27 PM View: Mann-Whitney
Plant Scherer Client: Southern Company Data: Scherer PAC-CCR

	GWA-48	GWA-48
12/21/2010	<0.0002	
2/14/2011	<0.0002	
3/23/2011	<0.0002	
4/27/2011	<0.0002	
10/25/2011	<0.0002	
5/1/2012	<0.0002	
11/8/2012	<0.0002	
5/7/2013	8.4E-05 (J)	
11/5/2013	<0.0002	
5/23/2014	<0.0002	
11/7/2014	<0.0002	
5/21/2015	<0.0002	
11/12/2015	<0.0002	
4/7/2016	<0.0002	
6/17/2016	<0.0002	
8/10/2016	<0.0002	
10/14/2016	<0.0002	
12/19/2016	<0.0002	
2/13/2017	<0.0002	
4/7/2017	<0.0002	
6/22/2017	<0.0002	
10/10/2017	9.2E-05 (J)	
3/23/2018	<0.0002	
10/3/2018	<0.0002 (X)	
3/27/2019	<0.0002	
9/12/2019	<0.0002	
3/19/2020	<0.0002	
9/11/2020	<0.0002	
4/5/2021		<0.0002
8/12/2021		<0.0002
2/14/2022		<0.0002
8/31/2022		<0.0002

Mann-Whitney (Wilcoxon Rank Sum)

Constituent: Mercury, Total (mg/L) Analysis Run 5/4/2023 12:27 PM View: Mann-Whitney

Plant Scherer Client: Southern Company Data: Scherer PAC-CCR

	GWA-49	GWA-49
12/21/2010	<0.0002	
2/14/2011	<0.0002	
3/21/2011	<0.0002	
4/26/2011	<0.0002	
10/26/2011	<0.0002	
5/2/2012	<0.0002	
11/8/2012	<0.0002	
5/8/2013	<0.0002	
11/5/2013	<0.0002	
5/23/2014	<0.0002	
11/7/2014	<0.0002	
5/21/2015	<0.0002	
11/12/2015	<0.0002	
4/7/2016	<0.0002	
6/14/2016	<0.0002	
8/9/2016	<0.0002	
10/11/2016	<0.0002	
12/2/2016	<0.0002	
2/9/2017	<0.0002	
4/7/2017	<0.0002	
6/22/2017	<0.0002	
10/10/2017	8.8E-05 (J)	
3/22/2018	<0.0002	
10/3/2018	<0.0002 (X)	
3/27/2019	<0.0002	
9/12/2019	<0.0002	
3/19/2020	<0.0002	
9/10/2020	<0.0002	
4/6/2021		<0.0002
8/12/2021		<0.0002
2/14/2022		<0.0002
8/30/2022		<0.0002

Mann-Whitney (Wilcoxon Rank Sum)

Constituent: Mercury, Total (mg/L) Analysis Run 5/4/2023 12:27 PM View: Mann-Whitney
Plant Scherer Client: Southern Company Data: Scherer PAC-CCR

	GWC-29	GWC-29
12/22/2010	<0.0002	
2/15/2011	<0.0002	
3/22/2011	<0.0002	
4/27/2011	<0.0002	
10/26/2011	<0.0002	
5/2/2012	<0.0002	
11/8/2012	<0.0002	
5/8/2013	<0.0002	
11/4/2013	<0.0002	
5/24/2014	<0.0002	
11/7/2014	<0.0002	
5/22/2015	<0.0002	
11/13/2015	<0.0002	
4/11/2016	<0.0002	
6/15/2016	<0.0002	
8/10/2016	<0.0002	
10/11/2016	<0.0002	
12/5/2016	<0.0002	
2/13/2017	<0.0002	
4/10/2017	<0.0002	
6/23/2017	<0.0002	
10/10/2017	9.1E-05 (J)	
3/26/2018	<0.0002	
10/4/2018	<0.0002	
3/28/2019	<0.0002	
9/12/2019	<0.0002	
3/19/2020	<0.0002	
9/10/2020	<0.0002	
4/6/2021		<0.0002
8/13/2021		<0.0002
2/14/2022		<0.0002
8/31/2022		<0.0002

Mann-Whitney (Wilcoxon Rank Sum)

Constituent: Mercury, Total (mg/L) Analysis Run 5/4/2023 12:27 PM View: Mann-Whitney

Plant Scherer Client: Southern Company Data: Scherer PAC-CCR

	GWC-50	GWC-50
12/22/2010	<0.0002	
2/15/2011	<0.0002	
3/22/2011	<0.0002	
4/27/2011	<0.0002	
10/26/2011	<0.0002	
5/2/2012	<0.0002	
11/8/2012	<0.0002	
5/8/2013	<0.0002	
11/4/2013	<0.0002	
5/24/2014	<0.0002	
11/8/2014	<0.0002	
5/22/2015	<0.0002	
11/13/2015	<0.0002	
4/11/2016	<0.0002	
6/15/2016	<0.0002	
8/10/2016	<0.0002	
10/11/2016	<0.0002	
12/2/2016	<0.0002	
2/13/2017	<0.0002	
4/7/2017	<0.0002	
6/22/2017	<0.0002	
10/10/2017	8.9E-05 (J)	
3/23/2018	<0.0002 (X)	
10/4/2018	<0.0002	
3/28/2019	<0.0002	
9/12/2019	<0.0002	
3/19/2020	<0.0002	
9/10/2020	<0.0002	
4/6/2021		<0.0002
8/13/2021		<0.0002
2/14/2022		<0.0002
8/31/2022		<0.0002

Mann-Whitney (Wilcoxon Rank Sum)

Constituent: Mercury, Total (mg/L) Analysis Run 5/4/2023 12:27 PM View: Mann-Whitney

Plant Scherer Client: Southern Company Data: Scherer PAC-CCR

	GWC-52	GWC-52
12/21/2010	<0.0002	
2/15/2011	<0.0002	
3/21/2011	<0.0002	
4/28/2011	<0.0002	
10/26/2011	8.2E-05	
5/1/2012	<0.0002	
11/9/2012	<0.0002	
5/8/2013	<0.0002	
11/4/2013	<0.0002	
5/24/2014	<0.0002	
11/7/2014	<0.0002	
5/22/2015	<0.0002	
11/13/2015	<0.0002	
4/11/2016	<0.0002	
6/16/2016	<0.0002	
8/11/2016	<0.0002	
10/13/2016	<0.0002	
12/5/2016	<0.0002	
2/13/2017	<0.0002	
4/11/2017	<0.0002	
6/24/2017	<0.0002	
10/11/2017	<0.0002	
3/26/2018	<0.0002	
10/4/2018	<0.0002	
3/28/2019	<0.0002	
9/12/2019	<0.0002	
3/19/2020	<0.0002	
9/11/2020	<0.0002	
4/5/2021		<0.0002
8/17/2021		<0.0002
2/14/2022		<0.0002
8/31/2022		<0.0002

Mann-Whitney (Wilcoxon Rank Sum)

Constituent: Nickel, Total (mg/L) Analysis Run 5/4/2023 12:27 PM View: Mann-Whitney

Plant Scherer Client: Southern Company Data: Scherer PAC-CCR

	GWA-21	GWA-21
12/22/2010	<0.001	
2/14/2011	<0.001	
3/22/2011	<0.001	
4/26/2011	<0.001	
10/27/2011	<0.001	
5/1/2012	<0.001	
11/8/2012	<0.001	
5/7/2013	<0.001	
11/4/2013	<0.001	
5/24/2014	<0.001	
11/8/2014	<0.001	
5/21/2015	<0.001	
11/13/2015	<0.001	
4/6/2016	<0.001	
10/11/2016	<0.001	
4/10/2017	<0.001	
10/9/2017	0.0024 (O)	
3/26/2018	<0.001	
10/3/2018	<0.001	
3/27/2019	<0.001	
9/12/2019	0.00097 (J)	
3/19/2020	0.00037 (J)	
9/10/2020	0.00095 (J)	
4/2/2021		0.00046 (J)
8/12/2021		0.0011
2/14/2022		<0.001
8/26/2022		0.0012

Mann-Whitney (Wilcoxon Rank Sum)

Constituent: Nickel, Total (mg/L) Analysis Run 5/4/2023 12:27 PM View: Mann-Whitney
Plant Scherer Client: Southern Company Data: Scherer PAC-CCR

	GWA-22	GWA-22
12/22/2010	0.003 (O)	
2/14/2011	<0.001	
3/22/2011	<0.001	
4/26/2011	<0.001	
10/27/2011	<0.001	
5/1/2012	<0.001	
11/8/2012	<0.001	
5/7/2013	<0.001	
11/4/2013	<0.001	
5/24/2014	<0.001	
11/8/2014	<0.001	
5/21/2015	<0.001	
11/13/2015	<0.001	
4/8/2016	<0.001	
10/11/2016	<0.001	
4/7/2017	<0.001	
10/9/2017	<0.001	
3/26/2018	<0.001 (D)	
10/3/2018	<0.001	
3/27/2019	<0.001	
9/12/2019	<0.001	
3/19/2020	<0.001	
9/10/2020	<0.001	
4/2/2021		0.00049 (J)
8/12/2021		0.00042 (J)
2/15/2022		0.0014
8/26/2022		0.00065 (J)

Mann-Whitney (Wilcoxon Rank Sum)

Constituent: Nickel, Total (mg/L) Analysis Run 5/4/2023 12:27 PM View: Mann-Whitney

Plant Scherer Client: Southern Company Data: Scherer PAC-CCR

	GWA-45	GWA-45
12/20/2010	<0.001	
2/14/2011	<0.001	
3/21/2011	<0.001	
4/26/2011	<0.001	
10/26/2011	<0.001	
5/1/2012	<0.001	
11/8/2012	<0.001	
5/8/2013	<0.001	
11/4/2013	<0.001	
5/24/2014	<0.001	
11/7/2014	<0.001	
5/20/2015	<0.001	
11/13/2015	<0.001	
4/7/2016	<0.001	
10/10/2016	<0.001	
4/7/2017	<0.001	
10/10/2017	<0.001	
3/22/2018	<0.001 (D)	
10/3/2018	<0.001	
3/27/2019	<0.001	
9/12/2019	0.00061 (J)	
3/19/2020	0.00074 (J)	
9/11/2020	0.001	
4/2/2021		0.00077 (J)
8/12/2021		0.00092 (J)
2/14/2022		<0.001
8/31/2022		0.00065 (J)

Mann-Whitney (Wilcoxon Rank Sum)

Constituent: Nickel, Total (mg/L) Analysis Run 5/4/2023 12:27 PM View: Mann-Whitney

Plant Scherer Client: Southern Company Data: Scherer PAC-CCR

	GWA-46	GWA-46
12/20/2010	<0.001	
2/1/2011	<0.001	
3/21/2011	<0.001	
4/26/2011	<0.001	
10/27/2011	<0.001	
5/2/2012	<0.001	
11/8/2012	0.0035 (O)	
5/7/2013	<0.001	
11/4/2013	<0.001	
5/24/2014	<0.001	
11/7/2014	<0.001	
5/20/2015	<0.001	
11/13/2015	<0.001	
4/7/2016	<0.001	
10/10/2016	<0.001	
4/7/2017	<0.001	
10/10/2017	<0.001	
3/23/2018	<0.001	
10/4/2018	<0.001	
3/27/2019	<0.001	
9/12/2019	0.0004 (J)	
3/19/2020	<0.001	
9/11/2020	<0.001	
4/5/2021		<0.001
8/12/2021		<0.001
2/14/2022		<0.001
8/31/2022		0.00056 (J)

Mann-Whitney (Wilcoxon Rank Sum)

Constituent: Nickel, Total (mg/L) Analysis Run 5/4/2023 12:27 PM View: Mann-Whitney

Plant Scherer Client: Southern Company Data: Scherer PAC-CCR

	GWA-47	GWA-47
12/20/2010	<0.001	
2/1/2011	0.0072	
3/23/2011	<0.001	
4/27/2011	<0.001	
10/26/2011	<0.001	
5/1/2012	<0.001	
11/8/2012	0.0066	
5/7/2013	0.022	
11/5/2013	0.0093	
5/23/2014	0.0045 (J)	
11/7/2014	0.0049 (J)	
5/21/2015	0.012	
11/12/2015	0.019	
4/8/2016	<0.001	
10/11/2016	<0.001	
4/7/2017	<0.001	
10/10/2017	<0.001	
3/22/2018	<0.001	
10/5/2018	<0.001	
3/27/2019	<0.001	
9/12/2019	<0.001	
3/20/2020	<0.001	
9/11/2020	<0.001	
4/5/2021		<0.001
8/13/2021		<0.001
2/14/2022		<0.001
8/31/2022		<0.001

Mann-Whitney (Wilcoxon Rank Sum)

Constituent: Nickel, Total (mg/L) Analysis Run 5/4/2023 12:27 PM View: Mann-Whitney

Plant Scherer Client: Southern Company Data: Scherer PAC-CCR

	GWA-48	GWA-48
12/21/2010	0.0052	
2/14/2011	0.016	
3/23/2011	<0.001	
4/27/2011	<0.001	
10/25/2011	<0.001	
5/1/2012	0.0035 (J)	
11/8/2012	0.0046 (J)	
5/7/2013	0.0087	
11/5/2013	0.0036 (J)	
5/23/2014	<0.001	
11/7/2014	0.0064	
5/21/2015	0.0045 (J)	
11/12/2015	0.0036 (J)	
4/7/2016	<0.001	
10/14/2016	<0.001	
4/7/2017	<0.001	
10/10/2017	<0.001	
3/23/2018	<0.001	
10/3/2018	<0.001	
3/27/2019	<0.001	
9/12/2019	<0.001	
3/19/2020	0.0004 (J)	
9/11/2020	<0.001	
4/5/2021		0.00034 (J)
8/12/2021		<0.001
2/14/2022		<0.001
8/31/2022		<0.001

Mann-Whitney (Wilcoxon Rank Sum)

Constituent: Nickel, Total (mg/L) Analysis Run 5/4/2023 12:27 PM View: Mann-Whitney

Plant Scherer Client: Southern Company Data: Scherer PAC-CCR

	GWA-49	GWA-49
12/21/2010	<0.001	
2/14/2011	<0.001	
3/21/2011	<0.001	
4/26/2011	<0.001	
10/26/2011	<0.001	
5/2/2012	<0.001	
11/8/2012	<0.001	
5/8/2013	<0.001	
11/5/2013	<0.001	
5/23/2014	<0.001	
11/7/2014	<0.001	
5/21/2015	<0.001	
11/12/2015	<0.001	
4/7/2016	<0.001	
10/11/2016	<0.001	
4/7/2017	<0.001	
10/10/2017	<0.001	
3/22/2018	<0.001	
10/3/2018	<0.001	
3/27/2019	<0.001	
9/12/2019	0.00043 (J)	
3/19/2020	<0.001	
9/10/2020	0.00062 (J)	
4/6/2021		<0.001
8/12/2021		0.0019
2/14/2022		0.00088 (J)
8/30/2022		0.00074 (J)

Mann-Whitney (Wilcoxon Rank Sum)

Constituent: Nickel, Total (mg/L) Analysis Run 5/4/2023 12:27 PM View: Mann-Whitney

Plant Scherer Client: Southern Company Data: Scherer PAC-CCR

	GWC-29	GWC-29
12/22/2010	<0.0047	
2/15/2011	<0.0047	
3/22/2011	<0.0047	
4/27/2011	<0.0047	
10/26/2011	<0.0047	
5/2/2012	<0.0047	
11/8/2012	<0.0047	
5/8/2013	<0.0047	
11/4/2013	<0.0047	
5/24/2014	<0.0047	
11/7/2014	<0.0047	
5/22/2015	0.0032 (J)	
11/13/2015	<0.0047	
4/11/2016	0.00388 (J)	
10/11/2016	<0.0047	
4/10/2017	0.0042	
10/10/2017	0.0037	
3/26/2018	0.0037	
10/4/2018	0.0037	
3/28/2019	0.0038	
9/12/2019	0.0035	
3/19/2020	0.0039	
9/10/2020	0.0035	
4/6/2021		0.0042
8/13/2021		0.0037
2/14/2022		0.0034
8/31/2022		0.0033

Mann-Whitney (Wilcoxon Rank Sum)

Constituent: Nickel, Total (mg/L) Analysis Run 5/4/2023 12:27 PM View: Mann-Whitney

Plant Scherer Client: Southern Company Data: Scherer PAC-CCR

	GWC-50	GWC-50
12/22/2010	<0.0018	
2/15/2011	<0.0018	
3/22/2011	<0.0018	
4/27/2011	<0.0018	
10/26/2011	<0.0018	
5/2/2012	<0.0018	
11/8/2012	<0.0018	
5/8/2013	<0.0018	
11/4/2013	<0.0018	
5/24/2014	<0.0018	
11/8/2014	<0.0018	
5/22/2015	<0.0018	
11/13/2015	<0.0018	
4/11/2016	<0.0018	
10/11/2016	<0.0018	
4/7/2017	<0.0018	
10/10/2017	<0.0018	
3/23/2018	<0.0018	
10/4/2018	<0.0018	
3/28/2019	<0.0018	
9/12/2019	0.0012	
3/19/2020	0.0015	
9/10/2020	0.0017	
4/6/2021		0.0019
8/13/2021		0.0036
2/14/2022		0.0026
8/31/2022		0.0031

Mann-Whitney (Wilcoxon Rank Sum)

Constituent: Nickel, Total (mg/L) Analysis Run 5/4/2023 12:27 PM View: Mann-Whitney

Plant Scherer Client: Southern Company Data: Scherer PAC-CCR

	GWC-51	GWC-51
12/22/2010	<0.0025	
2/15/2011	<0.0025	
3/22/2011	<0.0025	
4/27/2011	<0.0025	
10/26/2011	<0.0025	
5/2/2012	<0.0025	
11/8/2012	<0.0025	
5/8/2013	<0.0025	
11/4/2013	<0.0025	
5/24/2014	<0.0025	
11/7/2014	<0.0025	
5/22/2015	<0.0025	
11/13/2015	<0.0025	
4/11/2016	<0.0025	
10/13/2016	<0.0025	
4/10/2017	<0.0025	
10/11/2017	0.0018 (J)	
3/26/2018	0.0021 (J)	
10/4/2018	0.0024 (J)	
3/27/2019	0.0024 (J)	
9/12/2019	0.0019	
3/19/2020	0.0021	
9/11/2020	0.002	
4/5/2021		0.002
8/13/2021		0.0034
2/15/2022		0.0024
8/31/2022		0.0025

Mann-Whitney (Wilcoxon Rank Sum)

Constituent: Nickel, Total (mg/L) Analysis Run 5/4/2023 12:27 PM View: Mann-Whitney

Plant Scherer Client: Southern Company Data: Scherer PAC-CCR

	GWC-53	GWC-53
12/20/2010	0.006	
2/14/2011	0.0067	
3/21/2011	0.0066	
4/27/2011	0.0077	
10/26/2011	0.0063	
5/1/2012	0.0068	
11/9/2012	0.0067	
5/8/2013	0.0066	
11/4/2013	0.0072	
5/24/2014	0.0053	
11/7/2014	0.0052	
5/20/2015	0.0067	
11/13/2015	0.0063	
4/8/2016	<0.0073	
10/13/2016	<0.0073	
4/11/2017	0.0075	
10/11/2017	0.0072	
3/26/2018	0.0075	
10/4/2018	0.0073	
3/28/2019	0.0069	
9/12/2019	0.007	
3/19/2020	0.007	
9/11/2020	0.0074	
4/6/2021		0.0072
8/13/2021		0.0073
2/14/2022		0.0071
8/31/2022		0.0069

Mann-Whitney (Wilcoxon Rank Sum)

Constituent: pH (S.U.) Analysis Run 5/4/2023 12:27 PM View: Mann-Whitney

Plant Scherer Client: Southern Company Data: Scherer PAC-CCR

	GWA-21	GWA-21
11/8/2014	5.89	
11/13/2015	5.65	
4/6/2016	5.9 (D)	
6/14/2016	5.75	
8/10/2016	5.75	
10/11/2016	5.8	
12/2/2016	5.78	
2/10/2017	5.83	
4/10/2017	5.74	
6/26/2017	5.83	
10/9/2017	5.61	
3/26/2018	5.76	
10/3/2018	5.78	
3/27/2019	5.97	
9/12/2019	5.83	
3/19/2020	5.81	
9/10/2020	5.83	
4/2/2021		6.06
8/12/2021		5.88
2/14/2022		5.99
8/26/2022		5.73 (D)

Mann-Whitney (Wilcoxon Rank Sum)

Constituent: pH (S.U.) Analysis Run 5/4/2023 12:27 PM View: Mann-Whitney

Plant Scherer Client: Southern Company Data: Scherer PAC-CCR

	GWA-22	GWA-22
11/8/2014	5.92	
5/21/2015	5.97	
11/13/2015	5.8	
4/8/2016	6.12	
6/14/2016	5.84	
8/9/2016	5.75	
10/11/2016	5.84	
12/5/2016	5.7	
2/10/2017	6.17	
4/7/2017	5.99	
6/26/2017	5.87	
10/9/2017	5.52	
3/26/2018	6.06	
10/3/2018	5.83	
3/27/2019	6.04	
9/12/2019	5.87	
3/19/2020	6.14	
9/10/2020	5.78	
4/2/2021		6.03
8/12/2021		5.91
2/15/2022		6.4
8/26/2022		5.86 (D)

Mann-Whitney (Wilcoxon Rank Sum)

Constituent: pH (S.U.) Analysis Run 5/4/2023 12:27 PM View: Mann-Whitney

Plant Scherer Client: Southern Company Data: Scherer PAC-CCR

	GWA-45	GWA-45
11/7/2014	6.26	
11/13/2015	6.02	
4/7/2016	6.48	
6/14/2016	6.05	
8/9/2016	6.05	
10/10/2016	6.02	
12/2/2016	5.95	
2/9/2017	6.24	
4/7/2017	5.95	
6/22/2017	6.02	
10/10/2017	6	
3/22/2018	6.2	
10/3/2018	6.03	
3/27/2019	6.31	
9/13/2019	5.96	
3/19/2020	6.46	
9/11/2020	5.98	
4/2/2021		5.92
8/12/2021		5.92
2/14/2022		6.31
8/31/2022		6.03
10/25/2022		5.99
11/16/2022		6.02

Mann-Whitney (Wilcoxon Rank Sum)

Constituent: pH (S.U.) Analysis Run 5/4/2023 12:27 PM View: Mann-Whitney

Plant Scherer Client: Southern Company Data: Scherer PAC-CCR

	GWA-46	GWA-46
11/7/2014	5.92	
11/13/2015	5.78	
4/7/2016	6.83	
6/14/2016	5.82	
8/1/2016	5.78	
10/10/2016	5.78	
12/2/2016	5.71	
2/10/2017	5.79	
4/7/2017	5.93	
6/23/2017	5.77	
10/10/2017	5.81	
3/23/2018	5.89	
10/4/2018	5.86	
3/27/2019	5.95	
9/12/2019	5.83	
3/19/2020	5.93	
9/11/2020	6.02	
4/5/2021		5.92
6/1/2021		5.8
8/12/2021		5.71
2/14/2022		5.85
8/31/2022		5.8
10/25/2022		5.88
11/16/2022		5.88

Mann-Whitney (Wilcoxon Rank Sum)

Constituent: pH (S.U.) Analysis Run 5/4/2023 12:27 PM View: Mann-Whitney

Plant Scherer Client: Southern Company Data: Scherer PAC-CCR

	GWA-47	GWA-47
11/7/2014	6.54	
11/12/2015	6.43	
4/7/2016	6.45 (D)	
4/8/2016	6.45	
6/14/2016	6.4	
8/9/2016	6.43	
10/11/2016	6.34	
12/5/2016	6.46	
2/10/2017	6.33	
4/7/2017	6.38	
6/22/2017	6.45	
10/10/2017	6.44	
3/22/2018	6.46	
10/5/2018	6.47	
3/27/2019	6.52	
9/12/2019	6.49	
3/19/2020	6.39	
3/20/2020	6.39	
9/11/2020	6.59	
4/5/2021		6.59
6/1/2021		6.46
8/13/2021		6.33
2/14/2022		6.6
8/31/2022		6.53
10/25/2022		6.48
11/16/2022		6.51

Mann-Whitney (Wilcoxon Rank Sum)

Constituent: pH (S.U.) Analysis Run 5/4/2023 12:27 PM View: Mann-Whitney

Plant Scherer Client: Southern Company Data: Scherer PAC-CCR

	GWA-48	GWA-48
11/7/2014	6.91	
11/12/2015	6.81	
4/7/2016	6.74	
6/17/2016	6.78	
8/10/2016	6.73	
10/14/2016	6.7	
12/5/2016	6.71	
2/13/2017	6.56	
4/7/2017	6.62	
6/22/2017	6.76	
10/10/2017	6.7	
3/23/2018	6.92	
10/3/2018	6.81	
3/27/2019	6.86	
9/12/2019	6.78	
3/19/2020	6.73	
9/11/2020	6.76	
4/5/2021		6.78
6/1/2021		6.78
8/12/2021		6.86
2/14/2022		6.93
8/31/2022		6.91
10/25/2022		6.81
11/16/2022		6.83

Mann-Whitney (Wilcoxon Rank Sum)

Constituent: pH (S.U.) Analysis Run 5/4/2023 12:27 PM View: Mann-Whitney

Plant Scherer Client: Southern Company Data: Scherer PAC-CCR

	GWA-49	GWA-49
11/7/2014	6.99	
11/12/2015	7	
4/7/2016	6.85	
6/14/2016	6.83	
8/9/2016	6.77	
10/11/2016	6.83	
12/2/2016	6.79	
2/9/2017	6.65	
4/7/2017	6.75	
6/22/2017	6.85	
10/10/2017	6.84	
3/22/2018	7	
10/3/2018	6.93	
3/27/2019	6.91	
9/12/2019	6.82	
3/19/2020	6.87	
9/10/2020	6.91	
4/6/2021		6.87
8/12/2021		6.86
2/14/2022		7.1
8/30/2022		7.08
10/25/2022		6.96
11/16/2022		6.91

Mann-Whitney (Wilcoxon Rank Sum)

Constituent: pH (S.U.) Analysis Run 5/4/2023 12:27 PM View: Mann-Whitney

Plant Scherer Client: Southern Company Data: Scherer PAC-CCR

	GWC-29	GWC-29
5/22/2015	5.8	
11/13/2015	5.87	
4/11/2016	5.84	
6/15/2016	5.82	
8/10/2016	5.82	
10/11/2016	5.78	
12/5/2016	5.72	
2/13/2017	5.81	
4/10/2017	5.75	
6/23/2017	5.78	
10/10/2017	5.82	
3/26/2018	5.91	
10/4/2018	5.83	
3/28/2019	5.95	
9/12/2019	5.98	
3/19/2020	5.97	
9/10/2020	6.09	
4/6/2021		6.3
8/13/2021		6.18
2/14/2022		6.29
8/31/2022		6.21
10/25/2022		6.21
11/16/2022		6.14

Mann-Whitney (Wilcoxon Rank Sum)

Constituent: pH (S.U.) Analysis Run 5/4/2023 12:27 PM View: Mann-Whitney

Plant Scherer Client: Southern Company Data: Scherer PAC-CCR

	GWC-50	GWC-50
11/8/2014	5.94	
5/22/2015	5.79	
11/13/2015	5.92	
4/11/2016	5.82	
6/15/2016	5.85	
8/10/2016	5.85	
10/11/2016	5.76	
12/2/2016	5.76	
2/13/2017	5.8	
4/7/2017	5.75	
6/22/2017	5.83	
10/10/2017	5.76	
3/23/2018	5.98	
10/4/2018	5.85	
3/28/2019	5.71	
9/13/2019	5.78	
3/19/2020	5.78	
9/10/2020	5.78	
4/6/2021		5.76
8/13/2021		5.86
2/14/2022		5.9
8/31/2022		5.85
10/25/2022		5.89
11/16/2022		5.81

Mann-Whitney (Wilcoxon Rank Sum)

Constituent: pH (S.U.) Analysis Run 5/4/2023 12:27 PM View: Mann-Whitney

Plant Scherer Client: Southern Company Data: Scherer PAC-CCR

	GWC-51	GWC-51
11/7/2014	5.95	
5/22/2015	5.84	
5/25/2015	8.36 (o)	
11/13/2015	5.82	
4/11/2016	5.88	
6/16/2016	5.85	
8/10/2016	5.83	
10/13/2016	5.84	
12/5/2016	5.81	
2/13/2017	5.76	
4/10/2017	5.78	
6/23/2017	5.82	
10/11/2017	5.83	
3/26/2018	5.98	
10/4/2018	5.85	
3/27/2019	5.94	
9/12/2019	5.86	
3/19/2020	5.9	
9/11/2020	5.84	
4/5/2021		5.99
6/2/2021		5.87
8/13/2021		5.92
2/15/2022		6.02
8/31/2022		5.91
10/25/2022		5.94
11/16/2022		5.87

Mann-Whitney (Wilcoxon Rank Sum)

Constituent: pH (S.U.) Analysis Run 5/4/2023 12:27 PM View: Mann-Whitney

Plant Scherer Client: Southern Company Data: Scherer PAC-CCR

	GWC-52	GWC-52
11/7/2014	6.75	
5/22/2015	6.65	
5/25/2015	7.63 (o)	
11/13/2015	6.77	
4/11/2016	6.64	
6/16/2016	6.6	
8/11/2016	6.61	
10/13/2016	6.64	
12/5/2016	6.63	
2/13/2017	6.59	
4/11/2017	6.53	
6/26/2017	6.6	
10/11/2017	6.61	
3/26/2018	6.77	
10/4/2018	6.67	
3/28/2019	6.71	
9/12/2019	6.68	
3/19/2020	6.64	
9/11/2020	6.64	
4/5/2021		6.68
6/2/2021		6.6
8/17/2021		6.63
2/14/2022		6.79
8/31/2022		6.74
10/25/2022		6.65
11/16/2022		6.65

Mann-Whitney (Wilcoxon Rank Sum)

Constituent: pH (S.U.) Analysis Run 5/4/2023 12:27 PM View: Mann-Whitney

Plant Scherer Client: Southern Company Data: Scherer PAC-CCR

	GWC-53	GWC-53
11/7/2014	5.67	
5/25/2015	7.725 (oD)	
11/13/2015	5.52	
4/8/2016	5.63	
6/16/2016	5.56	
8/11/2016	5.56	
10/13/2016	5.61	
12/6/2016	5.48	
2/13/2017	5.57	
4/11/2017	5.52	
6/26/2017	5.56	
10/11/2017	5.51	
3/26/2018	5.78	
10/4/2018	5.56	
3/28/2019	5.67	
9/13/2019	5.55	
3/19/2020	5.65	
9/11/2020	5.69	
4/6/2021		5.67
8/13/2021		5.47
2/14/2022		5.65
8/31/2022		5.59
10/25/2022		5.64
11/16/2022		5.65

Mann-Whitney (Wilcoxon Rank Sum)

Constituent: Selenium, Total (mg/L) Analysis Run 5/4/2023 12:27 PM View: Mann-Whitney

Plant Scherer Client: Southern Company Data: Scherer PAC-CCR

	GWA-22	GWA-22
12/22/2010	<0.005	
2/14/2011	<0.005	
3/22/2011	<0.005	
4/26/2011	<0.005	
10/27/2011	<0.005	
5/1/2012	<0.005	
11/8/2012	<0.005	
5/7/2013	<0.005	
11/4/2013	0.0048	
5/24/2014	<0.005	
11/8/2014	<0.005	
5/21/2015	0.0041	
11/13/2015	<0.005	
4/8/2016	<0.005	
6/14/2016	<0.005	
8/9/2016	<0.005	
10/11/2016	<0.005	
12/5/2016	<0.005	
2/10/2017	0.0032	
4/7/2017	<0.005	
6/26/2017	<0.005	
10/9/2017	<0.005	
3/26/2018	<0.005 (D)	
10/3/2018	<0.005	
3/27/2019	<0.005	
9/12/2019	<0.005	
3/19/2020	<0.005	
9/10/2020	<0.005	
4/2/2021		<0.005
8/12/2021		<0.005
2/15/2022		<0.005
8/26/2022		<0.005

Mann-Whitney (Wilcoxon Rank Sum)

Constituent: Selenium, Total (mg/L) Analysis Run 5/4/2023 12:27 PM View: Mann-Whitney

Plant Scherer Client: Southern Company Data: Scherer PAC-CCR

	GWA-45	GWA-45
12/20/2010	<0.005	
2/14/2011	<0.005	
3/21/2011	<0.005	
4/26/2011	<0.005	
10/26/2011	<0.005	
5/1/2012	<0.005	
11/8/2012	<0.005	
5/8/2013	0.0048	
11/4/2013	<0.005	
5/24/2014	0.0042	
11/7/2014	<0.005	
5/20/2015	0.0093 (O)	
11/13/2015	0.0061 (O)	
4/7/2016	<0.005	
6/14/2016	<0.005	
8/9/2016	<0.005	
10/10/2016	<0.005	
12/2/2016	<0.005	
2/9/2017	<0.005	
4/7/2017	<0.005	
6/22/2017	<0.005	
10/10/2017	0.00033 (J)	
3/22/2018	<0.005 (D)	
10/3/2018	<0.005	
3/27/2019	<0.005	
9/12/2019	<0.005	
3/19/2020	<0.005	
9/11/2020	<0.005	
4/2/2021		<0.005
8/12/2021		<0.005
2/14/2022		<0.005
8/31/2022		<0.005

Mann-Whitney (Wilcoxon Rank Sum)

Constituent: Selenium, Total (mg/L) Analysis Run 5/4/2023 12:27 PM View: Mann-Whitney

Plant Scherer Client: Southern Company Data: Scherer PAC-CCR

	GWA-47	GWA-47
12/20/2010	<0.005	
2/1/2011	<0.005	
3/23/2011	<0.005	
4/27/2011	<0.005	
10/26/2011	<0.005	
5/1/2012	<0.005	
11/8/2012	<0.005	
5/7/2013	<0.005	
11/5/2013	0.0064 (O)	
5/23/2014	<0.005	
11/7/2014	<0.005	
5/21/2015	<0.005	
11/12/2015	<0.005	
4/8/2016	<0.005	
6/14/2016	<0.005	
8/9/2016	<0.005	
10/11/2016	<0.005	
12/5/2016	<0.005	
2/10/2017	<0.005	
4/7/2017	<0.005	
6/22/2017	0.0021	
10/10/2017	<0.005	
3/22/2018	<0.005	
10/5/2018	<0.005	
3/27/2019	<0.005	
9/12/2019	<0.005	
3/20/2020	<0.005	
9/11/2020	<0.005	
4/5/2021		<0.005
8/13/2021		<0.005
2/14/2022		<0.005
8/31/2022		<0.005

Mann-Whitney (Wilcoxon Rank Sum)

Constituent: Selenium, Total (mg/L) Analysis Run 5/4/2023 12:27 PM View: Mann-Whitney

Plant Scherer Client: Southern Company Data: Scherer PAC-CCR

	GWA-48	GWA-48
12/21/2010	<0.005	
2/14/2011	<0.005	
3/23/2011	<0.005	
4/27/2011	<0.005	
10/25/2011	<0.005	
5/1/2012	<0.005	
11/8/2012	<0.005	
5/7/2013	0.0046	
11/5/2013	0.0047	
5/23/2014	<0.005	
11/7/2014	<0.005	
5/21/2015	0.0077 (O)	
11/12/2015	<0.005	
4/7/2016	<0.005	
6/17/2016	<0.005	
8/10/2016	<0.005	
10/14/2016	<0.005	
12/19/2016	<0.005	
2/13/2017	<0.005	
4/7/2017	<0.005	
6/22/2017	<0.005	
10/10/2017	<0.005	
3/23/2018	<0.005	
10/3/2018	<0.005	
3/27/2019	<0.005	
9/12/2019	<0.005	
3/19/2020	<0.005	
9/11/2020	<0.005	
4/5/2021		<0.005
8/12/2021		<0.005
2/14/2022		<0.005
8/31/2022		<0.005

Mann-Whitney (Wilcoxon Rank Sum)

Constituent: Selenium, Total (mg/L) Analysis Run 5/4/2023 12:27 PM View: Mann-Whitney

Plant Scherer Client: Southern Company Data: Scherer PAC-CCR

	GWA-49	GWA-49
12/21/2010	<0.005	
2/14/2011	<0.005	
3/21/2011	<0.005	
4/26/2011	<0.005	
10/26/2011	<0.005	
5/2/2012	<0.005	
11/8/2012	<0.005	
5/8/2013	<0.005	
11/5/2013	<0.005	
5/23/2014	<0.005	
11/7/2014	<0.005	
5/21/2015	0.0041	
11/12/2015	<0.005	
4/7/2016	<0.005	
6/14/2016	<0.005	
8/9/2016	<0.005	
10/11/2016	<0.005	
12/2/2016	<0.005	
2/9/2017	<0.005	
4/7/2017	0.00092 (J)	
6/22/2017	<0.005	
10/10/2017	<0.005	
3/22/2018	<0.005	
10/3/2018	<0.005	
3/27/2019	<0.005	
9/12/2019	<0.005	
3/19/2020	<0.005	
9/10/2020	<0.005	
4/6/2021		<0.005
8/12/2021		<0.005
2/14/2022		<0.005
8/30/2022		<0.005

Mann-Whitney (Wilcoxon Rank Sum)

Constituent: Selenium, Total (mg/L) Analysis Run 5/4/2023 12:27 PM View: Mann-Whitney

Plant Scherer Client: Southern Company Data: Scherer PAC-CCR

	GWC-29	GWC-29
12/22/2010	<0.005	
2/15/2011	<0.005	
3/22/2011	<0.005	
4/27/2011	<0.005	
10/26/2011	<0.005	
5/2/2012	<0.005	
11/8/2012	<0.005	
5/8/2013	<0.005	
11/4/2013	<0.005	
5/24/2014	0.0044	
11/7/2014	<0.005	
5/22/2015	<0.005	
11/13/2015	<0.005	
4/11/2016	<0.005	
6/15/2016	<0.005	
8/10/2016	<0.005	
10/11/2016	<0.005	
12/5/2016	<0.005	
2/13/2017	<0.005	
4/10/2017	<0.005	
6/23/2017	<0.005	
10/10/2017	<0.005	
3/26/2018	<0.005	
10/4/2018	0.00032 (J)	
3/28/2019	<0.005	
9/12/2019	<0.005	
3/19/2020	<0.005	
9/10/2020	<0.005	
4/6/2021		<0.005
8/13/2021		<0.005
2/14/2022		<0.005
8/31/2022		<0.005

Mann-Whitney (Wilcoxon Rank Sum)

Constituent: Selenium, Total (mg/L) Analysis Run 5/4/2023 12:27 PM View: Mann-Whitney
Plant Scherer Client: Southern Company Data: Scherer PAC-CCR

	GWC-50	GWC-50
12/22/2010	<0.005	
2/15/2011	<0.005	
3/22/2011	<0.005	
4/27/2011	<0.005	
10/26/2011	<0.005	
5/2/2012	<0.005	
11/8/2012	<0.005	
5/8/2013	0.0042	
11/4/2013	<0.005	
5/24/2014	<0.005	
11/8/2014	<0.005	
5/22/2015	<0.005	
11/13/2015	<0.005	
4/11/2016	<0.005	
6/15/2016	<0.005	
8/10/2016	<0.005	
10/11/2016	<0.005	
12/2/2016	<0.005	
2/13/2017	<0.005	
4/7/2017	0.0021	
6/22/2017	<0.005	
10/10/2017	<0.005	
3/23/2018	<0.005	
10/4/2018	<0.005	
3/28/2019	<0.005	
9/12/2019	<0.005	
3/19/2020	<0.005	
9/10/2020	<0.005	
4/6/2021		<0.005
8/13/2021		<0.005
2/14/2022		<0.005
8/31/2022		<0.005

Mann-Whitney (Wilcoxon Rank Sum)

Constituent: Selenium, Total (mg/L) Analysis Run 5/4/2023 12:27 PM View: Mann-Whitney

Plant Scherer Client: Southern Company Data: Scherer PAC-CCR

	GWC-52	GWC-52
12/21/2010	<0.005	
2/15/2011	<0.005	
3/21/2011	<0.005	
4/28/2011	<0.005	
10/26/2011	<0.005	
5/1/2012	<0.005	
11/9/2012	<0.005	
5/8/2013	<0.005	
11/4/2013	0.0049	
5/24/2014	<0.005	
11/7/2014	<0.005	
5/22/2015	0.0067 (O)	
11/13/2015	<0.005	
4/11/2016	<0.005	
6/16/2016	<0.005	
8/11/2016	0.00036 (J)	
10/13/2016	0.00035 (J)	
12/5/2016	<0.005	
2/13/2017	<0.005	
4/11/2017	0.0027	
6/24/2017	<0.005	
10/11/2017	<0.005	
3/26/2018	<0.005	
10/4/2018	0.0004 (J)	
3/28/2019	<0.005	
9/12/2019	<0.005	
3/19/2020	<0.005	
9/11/2020	<0.005	
4/5/2021		<0.005
8/17/2021		<0.005
2/14/2022		<0.005
8/31/2022		<0.005

Mann-Whitney (Wilcoxon Rank Sum)

Constituent: Selenium, Total (mg/L) Analysis Run 5/4/2023 12:27 PM View: Mann-Whitney
Plant Scherer Client: Southern Company Data: Scherer PAC-CCR

	GWC-53	GWC-53
12/20/2010	<0.005	
2/14/2011	<0.005	
3/21/2011	<0.005	
4/27/2011	<0.005	
10/26/2011	<0.005	
5/1/2012	<0.005	
11/9/2012	<0.005	
5/8/2013	<0.005	
11/4/2013	<0.005	
5/24/2014	<0.005	
11/7/2014	<0.005	
5/20/2015	<0.005	
11/13/2015	<0.005	
4/8/2016	<0.005	
6/16/2016	<0.005	
8/11/2016	<0.005	
10/13/2016	0.00046 (J)	
12/6/2016	<0.005	
2/13/2017	0.0025	
4/11/2017	0.00089 (J)	
6/24/2017	<0.005	
10/11/2017	<0.005	
3/26/2018	<0.005	
10/4/2018	<0.005	
3/28/2019	<0.005	
9/12/2019	<0.005	
3/19/2020	<0.005	
9/11/2020	<0.005	
4/6/2021		<0.005
8/13/2021		<0.005
2/14/2022		<0.005
8/31/2022		<0.005

Mann-Whitney (Wilcoxon Rank Sum)

Constituent: Sulfate (mg/L) Analysis Run 5/4/2023 12:27 PM View: Mann-Whitney

Plant Scherer Client: Southern Company Data: Scherer PAC-CCR

	GWA-21	GWA-21
4/6/2016	0.813 (J)	
6/14/2016	<1.1	
8/10/2016	0.9 (J)	
10/11/2016	0.99 (J)	
12/2/2016	0.99 (J)	
2/10/2017	1.4	
4/10/2017	1.6	
6/23/2017	1.8	
10/9/2017	2.5	
3/26/2018	2.3	
10/3/2018	1.9	
3/27/2019	0.81 (J)	
9/12/2019	1.3	
3/19/2020	0.92 (J)	
9/10/2020	1.3	
4/2/2021		0.99 (J)
8/12/2021		1.8
2/14/2022		1
8/26/2022		2.7

Mann-Whitney (Wilcoxon Rank Sum)

Constituent: Sulfate (mg/L) Analysis Run 5/4/2023 12:27 PM View: Mann-Whitney

Plant Scherer Client: Southern Company Data: Scherer PAC-CCR

	GWA-22	GWA-22
4/8/2016	<1	
6/14/2016	<1	
8/9/2016	<1	
10/11/2016	<1	
12/5/2016	<1	
2/10/2017	<1	
4/7/2017	<1	
6/26/2017	<1	
10/9/2017	<1	
3/26/2018	<1 (D)	
10/3/2018	<1	
3/27/2019	<1	
9/12/2019	0.38 (J)	
3/19/2020	<1	
9/10/2020	<1	
4/2/2021		<1
8/12/2021		<1
2/15/2022		0.87 (J)
8/26/2022		<1

Mann-Whitney (Wilcoxon Rank Sum)

Constituent: Sulfate (mg/L) Analysis Run 5/4/2023 12:27 PM View: Mann-Whitney
Plant Scherer Client: Southern Company Data: Scherer PAC-CCR

	GWA-45	GWA-45
4/7/2016	107.095	
6/14/2016	160	
8/9/2016	130	
10/10/2016	140	
12/2/2016	150	
2/9/2017	150	
4/7/2017	140	
6/22/2017	160	
10/10/2017	160	
3/22/2018	150 (D)	
10/3/2018	140	
3/27/2019	140	
9/12/2019	170	
3/19/2020	150	
9/11/2020	170	
4/2/2021		180
8/12/2021		180
2/14/2022		130
8/31/2022		170

Mann-Whitney (Wilcoxon Rank Sum)

Constituent: Sulfate (mg/L) Analysis Run 5/4/2023 12:27 PM View: Mann-Whitney

Plant Scherer Client: Southern Company Data: Scherer PAC-CCR

	GWA-46	GWA-46
4/7/2016	0.594 (J)	
6/14/2016	<1	
8/9/2016	<1	
10/10/2016	<1	
12/2/2016	<1	
2/10/2017	<1	
4/7/2017	<1	
6/23/2017	<1	
10/10/2017	<1	
3/23/2018	<1	
10/4/2018	<1	
3/27/2019	0.52 (J)	
9/12/2019	0.61 (J)	
3/19/2020	0.39 (J)	
9/11/2020	0.99 (J)	
4/5/2021		<1
8/12/2021		1
2/14/2022		<1
8/31/2022		1.1

Mann-Whitney (Wilcoxon Rank Sum)

Constituent: Sulfate (mg/L) Analysis Run 5/4/2023 12:27 PM View: Mann-Whitney
Plant Scherer Client: Southern Company Data: Scherer PAC-CCR

	GWA-47	GWA-47
4/8/2016	<1	
6/14/2016	<1	
8/9/2016	<1	
10/11/2016	<1	
12/5/2016	<1	
2/10/2017	<1	
4/7/2017	<1	
6/22/2017	<1	
10/10/2017	<1	
3/22/2018	<1	
10/5/2018	<1	
3/27/2019	<1	
9/12/2019	0.4 (J)	
3/20/2020	0.58 (J)	
9/11/2020	0.39 (J)	
4/5/2021		<1
8/13/2021		<1
2/14/2022		<1
8/31/2022		1.1

Mann-Whitney (Wilcoxon Rank Sum)

Constituent: Sulfate (mg/L) Analysis Run 5/4/2023 12:27 PM View: Mann-Whitney

Plant Scherer Client: Southern Company Data: Scherer PAC-CCR

	GWA-48	GWA-48
4/7/2016	1.522	
6/17/2016	1.1	
8/10/2016	1.1	
10/14/2016	0.89 (J)	
12/19/2016	1.2	
2/13/2017	1.4	
4/7/2017	1.2	
6/22/2017	1.1	
10/10/2017	0.92 (J)	
3/23/2018	1.3	
10/3/2018	1.2	
3/27/2019	1.6	
9/12/2019	1.2	
3/19/2020	1.5	
9/11/2020	1.3	
4/5/2021		1.3
8/12/2021		1
2/14/2022		1.2
8/31/2022		1.6

Mann-Whitney (Wilcoxon Rank Sum)

Constituent: Sulfate (mg/L) Analysis Run 5/4/2023 12:27 PM View: Mann-Whitney
Plant Scherer Client: Southern Company Data: Scherer PAC-CCR

	GWA-49	GWA-49
4/7/2016	0.507 (J)	
6/14/2016	<1	
8/9/2016	<1	
10/11/2016	<1	
12/2/2016	<1	
2/9/2017	<1	
4/7/2017	<1	
6/22/2017	<1	
10/10/2017	<1	
3/22/2018	<1	
10/3/2018	<1	
3/27/2019	0.56 (J)	
9/12/2019	0.77 (J)	
3/19/2020	0.56 (J)	
9/10/2020	0.42 (J)	
4/6/2021		<1
8/12/2021		<1
2/14/2022		0.85 (J)
8/30/2022		0.76 (J)

Mann-Whitney (Wilcoxon Rank Sum)

Constituent: Sulfate (mg/L) Analysis Run 5/4/2023 12:27 PM View: Mann-Whitney
Plant Scherer Client: Southern Company Data: Scherer PAC-CCR

	GWC-29	GWC-29
4/11/2016	2.15	
6/15/2016	<2.5	
8/10/2016	2.5	
10/11/2016	2.7	
12/5/2016	2.6	
2/13/2017	2.4	
4/10/2017	2.3	
6/23/2017	2.5	
10/10/2017	2.5	
3/26/2018	2.4	
10/4/2018	2.8	
3/28/2019	3.2	
9/12/2019	3.2	
3/19/2020	3.2	
9/10/2020	2.7	
4/6/2021		2.5
8/13/2021		2.7
2/14/2022		2.9
8/31/2022		2.8

Mann-Whitney (Wilcoxon Rank Sum)

Constituent: Sulfate (mg/L) Analysis Run 5/4/2023 12:27 PM View: Mann-Whitney
Plant Scherer Client: Southern Company Data: Scherer PAC-CCR

	GWC-50	GWC-50
4/11/2016	<1	
6/15/2016	<1	
8/10/2016	<1	
10/11/2016	<1	
12/2/2016	<1	
2/13/2017	<1	
4/7/2017	<1	
6/22/2017	<1	
10/10/2017	<1	
3/23/2018	<1	
10/4/2018	<1	
3/28/2019	0.38 (J)	
9/12/2019	<1	
3/19/2020	<1	
9/10/2020	<1	
4/6/2021		<1
8/13/2021		<1
2/14/2022		<1
8/31/2022		0.88 (J)

Mann-Whitney (Wilcoxon Rank Sum)

Constituent: Sulfate (mg/L) Analysis Run 5/4/2023 12:27 PM View: Mann-Whitney
Plant Scherer Client: Southern Company Data: Scherer PAC-CCR

	GWC-51	GWC-51
4/11/2016	0.415 (J)	
6/16/2016	<0.7	
8/10/2016	<0.7	
10/13/2016	<0.7	
12/5/2016	<0.7	
2/13/2017	<0.7	
4/10/2017	<0.7	
6/23/2017	<0.7	
10/11/2017	<0.7	
3/26/2018	<0.7	
10/4/2018	<0.7	
3/27/2019	2.7	
9/12/2019	0.65 (J)	
3/19/2020	0.71 (J)	
9/11/2020	2.6	
4/5/2021		1.7
8/13/2021		1.4
2/15/2022		1.8
8/31/2022		2.4

Mann-Whitney (Wilcoxon Rank Sum)

Constituent: Sulfate (mg/L) Analysis Run 5/4/2023 12:27 PM View: Mann-Whitney
Plant Scherer Client: Southern Company Data: Scherer PAC-CCR

	GWC-52	GWC-52
4/11/2016	<1	
6/16/2016	10	
8/11/2016	9.8	
10/13/2016	11	
12/5/2016	13	
2/13/2017	14	
4/11/2017	12	
6/24/2017	12	
10/11/2017	13	
3/26/2018	20	
10/4/2018	23	
3/28/2019		29
9/12/2019		34
3/19/2020		40
9/11/2020		39
4/5/2021		57
8/17/2021		54
2/14/2022		56
8/31/2022		65

Mann-Whitney (Wilcoxon Rank Sum)

Constituent: Sulfate (mg/L) Analysis Run 5/4/2023 12:27 PM View: Mann-Whitney

Plant Scherer Client: Southern Company Data: Scherer PAC-CCR

	GWC-53	GWC-53
4/8/2016	135.355	
6/16/2016	140	
8/11/2016	130	
10/13/2016	140	
12/6/2016	150	
2/13/2017	160	
4/11/2017	130	
6/24/2017	160	
10/11/2017	160	
3/26/2018	160	
10/4/2018	170	
3/28/2019	170	
9/12/2019	170	
3/19/2020	170	
9/11/2020	160	
4/6/2021		160
8/13/2021		170
2/14/2022		150
8/31/2022		170

Mann-Whitney (Wilcoxon Rank Sum)

Constituent: Thallium, Total (mg/L) Analysis Run 5/4/2023 12:27 PM View: Mann-Whitney
Plant Scherer Client: Southern Company Data: Scherer PAC-CCR

	GWA-21	GWA-21
12/22/2010	<0.001	
2/14/2011	<0.001	
3/22/2011	<0.001	
4/26/2011	<0.001	
10/27/2011	<0.001	
5/1/2012	<0.001	
11/8/2012	<0.001	
5/7/2013	<0.001	
11/4/2013	0.00025 (J)	
5/24/2014	<0.001	
11/8/2014	0.00048	
5/21/2015	<0.001	
11/13/2015	<0.001	
4/6/2016	<0.001	
6/14/2016	<0.001	
8/10/2016	<0.001	
10/11/2016	<0.001	
12/2/2016	<0.001	
2/10/2017	<0.001	
4/10/2017	<0.001	
6/23/2017	<0.001	
10/9/2017	<0.001	
3/26/2018	<0.001	
10/3/2018	<0.001	
3/27/2019	<0.001	
9/12/2019	<0.001	
3/19/2020	<0.001	
9/10/2020	<0.001	
4/2/2021		0.00016 (J)
8/12/2021		<0.001
2/14/2022		<0.001
8/26/2022		<0.001

Mann-Whitney (Wilcoxon Rank Sum)

Constituent: Thallium, Total (mg/L) Analysis Run 5/4/2023 12:27 PM View: Mann-Whitney

Plant Scherer Client: Southern Company Data: Scherer PAC-CCR

	GWA-22	GWA-22
12/22/2010	<0.001	
2/14/2011	<0.001	
3/22/2011	<0.001	
4/26/2011	<0.001	
10/27/2011	<0.001	
5/1/2012	<0.001	
11/8/2012	<0.001	
5/7/2013	<0.001	
11/4/2013	<0.001	
5/24/2014	<0.001	
11/8/2014	0.00086	
5/21/2015	<0.001	
11/13/2015	<0.001	
4/8/2016	<0.001	
6/14/2016	<0.001	
8/9/2016	<0.001	
10/11/2016	<0.001	
12/5/2016	<0.001	
2/10/2017	<0.001	
4/7/2017	<0.001	
6/26/2017	<0.001	
10/9/2017	<0.001	
3/26/2018	<0.001 (D)	
10/3/2018	<0.001	
3/27/2019	<0.001	
9/12/2019	<0.001	
3/19/2020	<0.001	
9/10/2020	<0.001	
4/2/2021		0.00036 (J)
8/12/2021		<0.001
2/15/2022		<0.001
8/26/2022		<0.001

Mann-Whitney (Wilcoxon Rank Sum)

Constituent: Thallium, Total (mg/L) Analysis Run 5/4/2023 12:27 PM View: Mann-Whitney

Plant Scherer Client: Southern Company Data: Scherer PAC-CCR

	GWA-45	GWA-45
12/20/2010	0.00026 (J)	
2/14/2011	<0.001	
3/21/2011	<0.001	
4/26/2011	<0.001	
10/26/2011	<0.001	
5/1/2012	<0.001	
11/8/2012	<0.001	
5/8/2013	<0.001	
11/4/2013	<0.001	
5/24/2014	<0.001	
11/7/2014	0.00032	
5/20/2015	<0.001	
11/13/2015	<0.001	
4/7/2016	<0.001	
6/14/2016	<0.001	
8/9/2016	<0.001	
10/10/2016	<0.001	
12/2/2016	<0.001	
2/9/2017	<0.001	
4/7/2017	<0.001	
6/22/2017	<0.001	
10/10/2017	<0.001	
3/22/2018	<0.001 (D)	
10/3/2018	<0.001	
3/27/2019	<0.001	
9/12/2019	<0.001	
3/19/2020	0.00036 (J)	
9/11/2020	<0.001	
4/2/2021		<0.001
8/12/2021		<0.001
2/14/2022		<0.001
8/31/2022		<0.001

Mann-Whitney (Wilcoxon Rank Sum)

Constituent: Thallium, Total (mg/L) Analysis Run 5/4/2023 12:27 PM View: Mann-Whitney

Plant Scherer Client: Southern Company Data: Scherer PAC-CCR

	GWA-48	GWA-48
12/21/2010	<0.001	
2/14/2011	<0.001	
3/23/2011	<0.001	
4/27/2011	<0.001	
10/25/2011	<0.001	
5/1/2012	<0.001	
11/8/2012	<0.001	
5/7/2013	<0.001	
11/5/2013	<0.001	
5/23/2014	<0.001	
11/7/2014	<0.001	
5/21/2015	<0.001	
11/12/2015	<0.001	
4/7/2016	<0.001	
6/17/2016	<0.001	
8/10/2016	<0.001	
10/14/2016	<0.001	
12/19/2016	<0.001	
2/13/2017	<0.001	
4/7/2017	<0.001	
6/22/2017	<0.001	
10/10/2017	<0.001	
3/23/2018	<0.001	
10/3/2018	<0.001	
3/27/2019	<0.001	
9/12/2019	<0.001	
3/19/2020	0.00018 (J)	
9/11/2020	<0.001	
4/5/2021		0.00043 (J)
8/12/2021	<0.001	
2/14/2022	<0.001	
8/31/2022	<0.001	

Mann-Whitney (Wilcoxon Rank Sum)

Constituent: Thallium, Total (mg/L) Analysis Run 5/4/2023 12:27 PM View: Mann-Whitney

Plant Scherer Client: Southern Company Data: Scherer PAC-CCR

	GWC-50	GWC-50
12/22/2010	<0.001	
2/15/2011	<0.001	
3/22/2011	<0.001	
4/27/2011	<0.001	
10/26/2011	<0.001	
5/2/2012	<0.001	
11/8/2012	<0.001	
5/8/2013	0.00028	
11/4/2013	<0.001	
5/24/2014	<0.001	
11/8/2014	<0.001	
5/22/2015	<0.001	
11/13/2015	<0.001	
4/11/2016	<0.001	
6/15/2016	<0.001	
8/10/2016	<0.001	
10/11/2016	<0.001	
12/2/2016	<0.001	
2/13/2017	<0.001	
4/7/2017	<0.001	
6/22/2017	<0.001	
10/10/2017	<0.001	
3/23/2018	<0.001	
10/4/2018	<0.001	
3/28/2019	<0.001	
9/12/2019	<0.001	
3/19/2020	<0.001	
9/10/2020	<0.001	
4/6/2021		<0.001
8/13/2021		<0.001
2/14/2022		<0.001
8/31/2022		<0.001

Mann-Whitney (Wilcoxon Rank Sum)

Constituent: Thallium, Total (mg/L) Analysis Run 5/4/2023 12:27 PM View: Mann-Whitney

Plant Scherer Client: Southern Company Data: Scherer PAC-CCR

	GWC-51	GWC-51
12/22/2010	<0.001	
2/15/2011	<0.001	
3/22/2011	<0.001	
4/27/2011	<0.001	
10/26/2011	<0.001	
5/2/2012	<0.001	
11/8/2012	<0.001	
5/8/2013	<0.001	
11/4/2013	<0.001	
5/24/2014	<0.001	
11/7/2014	<0.001	
5/22/2015	<0.001	
11/13/2015	<0.001	
4/11/2016	<0.001	
6/16/2016	<0.001	
8/10/2016	<0.001	
10/13/2016	<0.001	
12/5/2016	<0.001	
2/13/2017	<0.001	
4/10/2017	<0.001	
6/23/2017	<0.001	
10/11/2017	<0.001	
3/26/2018	<0.001	
10/4/2018	<0.001	
3/27/2019	<0.001	
9/12/2019	<0.001	
3/19/2020	<0.001	
9/11/2020	<0.001	
4/5/2021		0.00022 (J)
8/13/2021	<0.001	
2/15/2022	<0.001	
8/31/2022	<0.001	

Mann-Whitney (Wilcoxon Rank Sum)

Constituent: Total Dissolved Solids (mg/L) Analysis Run 5/4/2023 12:27 PM View: Mann-Whitney
Plant Scherer Client: Southern Company Data: Scherer PAC-CCR

	GWA-21	GWA-21
4/6/2016	51	
6/14/2016	62	
8/10/2016	70	
10/11/2016	84	
12/2/2016	74	
2/10/2017	100	
4/10/2017	82	
6/23/2017	72	
10/9/2017	82	
3/26/2018	94	
10/3/2018	72	
3/27/2019	98	
9/12/2019	130	
3/19/2020	100	
9/10/2020	110	
4/2/2021		100
8/12/2021		98
2/14/2022		100
8/26/2022		110

Mann-Whitney (Wilcoxon Rank Sum)

Constituent: Total Dissolved Solids (mg/L) Analysis Run 5/4/2023 12:27 PM View: Mann-Whitney
Plant Scherer Client: Southern Company Data: Scherer PAC-CCR

	GWA-22	GWA-22
4/8/2016	74	
6/14/2016	111	
8/9/2016	44	
10/11/2016	64	
12/5/2016	52	
2/10/2017	86	
4/7/2017	68	
6/26/2017	76	
10/9/2017	50	
3/26/2018	56	
10/3/2018	42	
3/27/2019	76	
9/12/2019	72	
3/19/2020	65	
9/10/2020	56	
4/2/2021		69
8/12/2021		68
2/15/2022		85
8/26/2022		83

Mann-Whitney (Wilcoxon Rank Sum)

Constituent: Total Dissolved Solids (mg/L) Analysis Run 5/4/2023 12:27 PM View: Mann-Whitney
Plant Scherer Client: Southern Company Data: Scherer PAC-CCR

	GWA-45	GWA-45
4/7/2016	237	
6/14/2016	240	
8/9/2016	230	
10/10/2016	240	
12/2/2016	270	
2/9/2017	240	
4/7/2017	260	
6/22/2017	300	
10/10/2017	280	
3/22/2018	310	
10/3/2018	190	
3/27/2019	290	
9/12/2019	340	
3/19/2020	310	
9/11/2020	340	
4/2/2021		360
8/12/2021		330
2/14/2022		290
11/16/2022		300

Mann-Whitney (Wilcoxon Rank Sum)

Constituent: Total Dissolved Solids (mg/L) Analysis Run 5/4/2023 12:27 PM View: Mann-Whitney
Plant Scherer Client: Southern Company Data: Scherer PAC-CCR

	GWA-46	GWA-46
4/7/2016	69	
6/14/2016	<25	
8/9/2016	40	
10/10/2016	34	
12/2/2016	50	
2/10/2017	60	
4/7/2017	70	
6/23/2017	42	
10/10/2017	34	
3/23/2018	52	
10/4/2018	48	
3/27/2019	66	
9/12/2019	97	
3/19/2020	51	
9/11/2020	51	
4/5/2021		46
8/12/2021		55
2/14/2022		68
11/16/2022		55

Mann-Whitney (Wilcoxon Rank Sum)

Constituent: Total Dissolved Solids (mg/L) Analysis Run 5/4/2023 12:27 PM View: Mann-Whitney
Plant Scherer Client: Southern Company Data: Scherer PAC-CCR

	GWA-47	GWA-47
4/8/2016	89	
6/14/2016	55	
8/9/2016	90	
10/11/2016	86	
12/5/2016	74	
2/10/2017	100	
4/7/2017	92	
6/22/2017	64	
10/10/2017	68	
3/22/2018	92	
10/5/2018	90	
3/27/2019	94	
9/12/2019	88	
3/20/2020	99	
9/11/2020	110	
4/5/2021		63
8/13/2021		110
2/14/2022		94
11/16/2022		94

Mann-Whitney (Wilcoxon Rank Sum)

Constituent: Total Dissolved Solids (mg/L) Analysis Run 5/4/2023 12:27 PM View: Mann-Whitney
Plant Scherer Client: Southern Company Data: Scherer PAC-CCR

	GWA-48	GWA-48
4/7/2016	100	
6/17/2016	69	
8/10/2016	110	
10/14/2016	100	
12/19/2016	100	
2/13/2017	80	
4/7/2017	86	
6/22/2017	72	
10/10/2017	70	
3/23/2018	86	
10/3/2018	88	
3/27/2019	100	
9/12/2019	110	
3/19/2020	97	
9/11/2020	120	
4/5/2021		99
8/12/2021		100
2/14/2022		100
11/16/2022		100

Mann-Whitney (Wilcoxon Rank Sum)

Constituent: Total Dissolved Solids (mg/L) Analysis Run 5/4/2023 12:27 PM View: Mann-Whitney
Plant Scherer Client: Southern Company Data: Scherer PAC-CCR

	GWA-49	GWA-49
4/7/2016	114	
6/14/2016	56 (O)	
8/9/2016	100	
10/11/2016	110	
12/2/2016	94	
2/9/2017	100	
4/7/2017	100	
6/22/2017	110	
10/10/2017	100	
3/22/2018	100	
10/3/2018	96	
3/27/2019	120	
9/12/2019	120	
3/19/2020	110	
9/10/2020	130	
4/6/2021		110
8/12/2021		120
2/14/2022		110
11/16/2022		110

Mann-Whitney (Wilcoxon Rank Sum)

Constituent: Total Dissolved Solids (mg/L) Analysis Run 5/4/2023 12:27 PM View: Mann-Whitney
Plant Scherer Client: Southern Company Data: Scherer PAC-CCR

	GWC-29	GWC-29
4/11/2016	88	
6/15/2016	114	
8/10/2016	82	
10/11/2016	92	
12/5/2016	86	
2/13/2017	62	
4/10/2017	60	
6/23/2017	74	
10/10/2017	86	
3/26/2018	58 (J)	
10/4/2018	130	
3/28/2019	88	
9/12/2019	110	
3/19/2020	110	
9/10/2020	120	
4/6/2021		110
8/13/2021		120
2/14/2022		120
11/16/2022		110

Mann-Whitney (Wilcoxon Rank Sum)

Constituent: Total Dissolved Solids (mg/L) Analysis Run 5/4/2023 12:27 PM View: Mann-Whitney
Plant Scherer Client: Southern Company Data: Scherer PAC-CCR

	GWC-50	GWC-50
4/11/2016	79	
6/15/2016	79	
8/10/2016	72	
10/11/2016	76	
12/2/2016	60	
2/13/2017	58	
4/7/2017	68	
6/22/2017	16	
10/10/2017	44	
3/23/2018	96	
10/4/2018	110	
3/28/2019	65	
9/12/2019	89	
3/19/2020	64	
9/10/2020	82	
4/6/2021		49
8/13/2021		72
2/14/2022		79
11/16/2022		76

Mann-Whitney (Wilcoxon Rank Sum)

Constituent: Total Dissolved Solids (mg/L) Analysis Run 5/4/2023 12:27 PM View: Mann-Whitney
Plant Scherer Client: Southern Company Data: Scherer PAC-CCR

	GWC-51	GWC-51
4/11/2016	88	
6/16/2016	74	
8/10/2016	66	
10/13/2016	72	
12/5/2016	70	
2/13/2017	12 (O)	
4/10/2017	80	
6/23/2017	66	
10/11/2017	56	
3/26/2018	72	
10/4/2018	96	
3/27/2019	76	
9/12/2019	110	
3/19/2020	66	
9/11/2020	87	
4/5/2021		66
8/13/2021		92
2/15/2022		67
11/16/2022		89

Mann-Whitney (Wilcoxon Rank Sum)

Constituent: Total Dissolved Solids (mg/L) Analysis Run 5/4/2023 12:27 PM View: Mann-Whitney
Plant Scherer Client: Southern Company Data: Scherer PAC-CCR

	GWC-52	GWC-52
4/11/2016	103	
6/16/2016	117	
8/11/2016	94	
10/13/2016	110	
12/5/2016	130	
2/13/2017	92	
4/11/2017	120	
6/24/2017	120	
10/11/2017	120	
3/26/2018	98	
10/4/2018	190	
3/28/2019	140	
9/12/2019	160	
3/19/2020	160	
9/11/2020	170	
4/5/2021		170
8/17/2021		180
2/14/2022		150
11/16/2022		180

Mann-Whitney (Wilcoxon Rank Sum)

Constituent: Total Dissolved Solids (mg/L) Analysis Run 5/4/2023 12:27 PM View: Mann-Whitney
Plant Scherer Client: Southern Company Data: Scherer PAC-CCR

	GWC-53	GWC-53
4/8/2016	237	
6/16/2016	231	
8/11/2016	190	
10/13/2016	230	
12/6/2016	260	
2/13/2017	230	
4/11/2017	210	
6/24/2017	250	
10/11/2017	280	
3/26/2018	240	
10/4/2018	320	
3/28/2019	280	
9/12/2019	300	
3/19/2020	270	
9/11/2020	290	
4/6/2021		250
8/13/2021		290
2/14/2022		280
11/16/2022		270

Mann-Whitney (Wilcoxon Rank Sum)

Constituent: Vanadium, T Total (mg/L) Analysis Run 5/4/2023 12:27 PM View: Mann-Whitney

Plant Scherer Client: Southern Company Data: Scherer PAC-CCR

	GWA-21	GWA-21
12/22/2010	<0.0025	
2/14/2011	<0.0025	
3/22/2011	0.0028 (J)	
4/26/2011	0.0025 (J)	
10/27/2011	<0.0025	
5/1/2012	<0.0025	
11/8/2012	<0.0025	
5/7/2013	<0.0025	
11/4/2013	<0.0025	
5/24/2014	<0.0025	
11/8/2014	<0.0025	
5/21/2015	<0.0025	
11/13/2015	<0.0025	
4/6/2016	0.00201 (J)	
10/11/2016	<0.0025	
4/10/2017	0.002 (J)	
10/9/2017	<0.0025	
3/26/2018	0.0014 (J)	
10/3/2018	0.0023 (J)	
3/27/2019	0.0072 (O)	
9/12/2019	0.0031	
3/19/2020	0.003	
9/10/2020	0.0027	
4/2/2021		0.0029
8/12/2021		0.004
2/14/2022		0.0033
8/26/2022		0.0028

Mann-Whitney (Wilcoxon Rank Sum)

Constituent: Vanadium, T Total (mg/L) Analysis Run 5/4/2023 12:27 PM View: Mann-Whitney

Plant Scherer Client: Southern Company Data: Scherer PAC-CCR

	GWA-22	GWA-22
12/22/2010	<0.0025	
2/14/2011	<0.0025	
3/22/2011	0.0032 (J)	
4/26/2011	<0.0025	
10/27/2011	<0.0025	
5/1/2012	0.0037 (J)	
11/8/2012	<0.0025	
5/7/2013	0.0041 (J)	
11/4/2013	<0.0025	
5/24/2014	<0.0025	
11/8/2014	<0.0025	
5/21/2015	0.0052 (J)	
11/13/2015	<0.0025	
4/8/2016	<0.0025 (D)	
10/11/2016	<0.0025	
4/7/2017	0.0033	
10/9/2017	<0.0025	
3/26/2018	0.0029	
10/3/2018	0.0022 (J)	
3/27/2019	0.0071 (O)	
9/12/2019	0.0025	
3/19/2020	0.0052	
9/10/2020	0.0025	
4/2/2021		0.0045
8/12/2021		0.0028
2/15/2022		0.0083
8/26/2022		0.002

Mann-Whitney (Wilcoxon Rank Sum)

Constituent: Vanadium, T Total (mg/L) Analysis Run 5/4/2023 12:27 PM View: Mann-Whitney

Plant Scherer Client: Southern Company Data: Scherer PAC-CCR

	GWA-45	GWA-45
12/20/2010	<0.0014	
2/14/2011	<0.0014	
3/21/2011	<0.0014	
4/26/2011	0.0022 (J)	
10/26/2011	<0.0014	
5/1/2012	0.0036 (J)	
11/8/2012	0.0062 (O)	
5/8/2013	<0.0014	
11/4/2013	<0.0014	
5/24/2014	<0.0014	
11/7/2014	<0.0014	
5/20/2015	<0.0014	
11/13/2015	<0.0014	
4/7/2016	<0.0014	
10/10/2016	<0.0014	
4/7/2017	<0.0014	
10/10/2017	0.0014 (J)	
3/22/2018	<0.0014 (D)	
10/3/2018	<0.0014	
3/27/2019	0.0023 (J)	
9/12/2019	0.0017	
3/19/2020	0.0031	
9/11/2020	0.0015	
4/2/2021		0.0014
8/12/2021		0.0017
2/14/2022		0.0028
8/31/2022		0.0011

Mann-Whitney (Wilcoxon Rank Sum)

Constituent: Vanadium, T Total (mg/L) Analysis Run 5/4/2023 12:27 PM View: Mann-Whitney

Plant Scherer Client: Southern Company Data: Scherer PAC-CCR

	GWA-46	GWA-46
12/20/2010	0.0024 (J)	
2/1/2011	0.0021 (J)	
3/21/2011	0.0025 (J)	
4/26/2011	0.0033 (J)	
10/27/2011	<0.0034	
5/2/2012	0.0051 (J)	
11/8/2012	0.02 (O)	
5/7/2013	0.0036 (J)	
11/4/2013	0.0043 (J)	
5/24/2014	0.0033 (J)	
11/7/2014	<0.0034	
5/20/2015	0.0062 (J)	
11/13/2015	0.0046 (J)	
4/7/2016	0.00293 (J)	
10/10/2016	0.0031	
4/7/2017	0.0041	
10/10/2017	<0.0034	
3/23/2018	0.0032	
10/4/2018	<0.0034 (X)	
3/27/2019	0.0072	
9/12/2019	0.0033	
3/19/2020	0.0033	
9/11/2020	0.0026	
4/5/2021		0.003
8/12/2021		0.0031
2/14/2022		0.0032
8/31/2022		0.0027

Mann-Whitney (Wilcoxon Rank Sum)

Constituent: Vanadium, T Total (mg/L) Analysis Run 5/4/2023 12:27 PM View: Mann-Whitney

Plant Scherer Client: Southern Company Data: Scherer PAC-CCR

	GWA-47	GWA-47
12/20/2010	0.0051 (J)	
2/1/2011	0.012	
3/23/2011	0.015	
4/27/2011	0.022	
10/26/2011	0.0043 (J)	
5/1/2012	0.0069 (J)	
11/8/2012	0.013	
5/7/2013	0.017	
11/5/2013	0.013	
5/23/2014	0.041 (o)	
11/7/2014	0.0069 (J)	
5/21/2015	0.016	
11/12/2015	0.013	
4/8/2016	<0.0053 (D)	
10/11/2016	0.011	
4/7/2017	0.0073	
10/10/2017	0.0032	
3/22/2018	0.0068	
10/5/2018	<0.0053 (X)	
3/27/2019	0.012	
9/12/2019	0.0075	
3/20/2020	0.0086	
9/11/2020	0.007	
4/5/2021		0.0085
8/13/2021		0.0078
2/14/2022		0.0076
8/31/2022		0.0073

Mann-Whitney (Wilcoxon Rank Sum)

Constituent: Vanadium, T Total (mg/L) Analysis Run 5/4/2023 12:27 PM View: Mann-Whitney

Plant Scherer Client: Southern Company Data: Scherer PAC-CCR

	GWA-48	GWA-48
12/21/2010	0.0091 (J)	
2/14/2011	0.013	
3/23/2011	<0.01	
4/27/2011	0.0078 (J)	
10/25/2011	0.012 (O)	
5/1/2012	0.019	
11/8/2012	0.015	
5/7/2013	0.017	
11/5/2013	0.015	
5/23/2014	0.017	
11/7/2014	0.013	
5/21/2015	0.016	
11/12/2015	0.018	
4/7/2016	0.016	
10/14/2016	0.018	
4/7/2017	0.017	
10/10/2017	0.015	
3/23/2018	0.016	
10/3/2018	0.017	
3/27/2019	0.022	
9/12/2019	0.019	
3/19/2020	0.019	
9/11/2020	0.017	
4/5/2021		0.019
8/12/2021		0.019
2/14/2022		0.019
8/31/2022		0.018

Mann-Whitney (Wilcoxon Rank Sum)

Constituent: Vanadium, T Total (mg/L) Analysis Run 5/4/2023 12:27 PM View: Mann-Whitney

Plant Scherer Client: Southern Company Data: Scherer PAC-CCR

	GWA-49	GWA-49
12/21/2010	0.016	
2/14/2011	0.016	
3/21/2011	0.018	
4/26/2011	0.018	
10/26/2011	0.018	
5/2/2012	0.021	
11/8/2012	0.019	
5/8/2013	0.02	
11/5/2013	0.018	
5/23/2014	0.018	
11/7/2014	0.018	
5/21/2015	0.02	
11/12/2015	0.016	
4/7/2016	0.0182	
10/11/2016	0.023	
4/7/2017	0.02	
10/10/2017	0.016	
3/22/2018	0.018	
10/3/2018	0.018	
3/27/2019	0.021	
9/12/2019	0.02	
3/19/2020	0.02	
9/10/2020	0.018	
4/6/2021		0.021
8/12/2021		0.02
2/14/2022		0.02
8/30/2022		0.019

Mann-Whitney (Wilcoxon Rank Sum)

Constituent: Vanadium, T Total (mg/L) Analysis Run 5/4/2023 12:27 PM View: Mann-Whitney

Plant Scherer Client: Southern Company Data: Scherer PAC-CCR

	GWC-29	GWC-29
12/22/2010	0.0037 (J)	
2/15/2011	0.0043 (J)	
3/22/2011	0.0039 (J)	
4/27/2011	0.0035 (J)	
10/26/2011	0.0047 (J)	
5/2/2012	0.0064 (J)	
11/8/2012	0.0051 (J)	
5/8/2013	0.0046 (J)	
11/4/2013	0.0039 (J)	
5/24/2014	0.0053 (J)	
11/7/2014	0.0034 (J)	
5/22/2015	0.0068 (J)	
11/13/2015	0.0044 (J)	
4/11/2016	0.00381 (J)	
10/11/2016	<0.0053	
4/10/2017	0.0038	
10/10/2017	0.0053	
3/26/2018	0.0037	
10/4/2018	<0.0053 (X)	
3/28/2019	0.0079	
9/12/2019	0.0054	
3/19/2020	0.0044	
9/10/2020	0.0049	
4/6/2021		0.0045
8/13/2021		0.0061
2/14/2022		0.0047
8/31/2022		0.0055

Mann-Whitney (Wilcoxon Rank Sum)

Constituent: Vanadium, T Total (mg/L) Analysis Run 5/4/2023 12:27 PM View: Mann-Whitney

Plant Scherer Client: Southern Company Data: Scherer PAC-CCR

	GWC-50	GWC-50
12/22/2010	<0.0037	
2/15/2011	<0.0037	
3/22/2011	0.0034 (J)	
4/27/2011	0.0032 (J)	
10/26/2011	<0.0037	
5/2/2012	0.0039 (J)	
11/8/2012	0.0034 (J)	
5/8/2013	<0.0037	
11/4/2013	0.0035 (J)	
5/24/2014	0.0036 (J)	
11/8/2014	<0.0037	
5/22/2015	0.0044 (J)	
11/13/2015	<0.0037	
4/11/2016	0.00254 (J)	
10/11/2016	<0.0037	
4/7/2017	0.0024 (J)	
10/10/2017	<0.0037	
3/23/2018	0.0023 (J)	
10/4/2018	<0.0037 (X)	
3/28/2019	0.0053	
9/12/2019	0.0028	
3/19/2020	0.0027	
9/10/2020	0.0026	
4/6/2021		0.0026
8/13/2021		0.0093
2/14/2022		0.0042
8/31/2022		0.0031

Mann-Whitney (Wilcoxon Rank Sum)

Constituent: Vanadium, T Total (mg/L) Analysis Run 5/4/2023 12:27 PM View: Mann-Whitney

Plant Scherer Client: Southern Company Data: Scherer PAC-CCR

	GWC-51	GWC-51
12/22/2010	0.0027 (J)	
2/15/2011	0.0036 (J)	
3/22/2011	<0.0066	
4/27/2011	0.0046 (J)	
10/26/2011	<0.0066	
5/2/2012	0.0055 (J)	
11/8/2012	0.0042 (J)	
5/8/2013	0.0046 (J)	
11/4/2013	0.0042 (J)	
5/24/2014	0.0061 (J)	
11/7/2014	0.0032 (J)	
5/22/2015	0.0056 (J)	
11/13/2015	<0.0066	
4/11/2016	0.00415 (J)	
10/13/2016	<0.0066	
4/10/2017	0.0043	
10/11/2017	0.0052	
3/26/2018	0.004	
10/4/2018	<0.0066 (X)	
3/27/2019	0.0087	
9/12/2019	0.0047	
3/19/2020	0.0046	
9/11/2020	0.0042	
4/5/2021		0.0059
8/13/2021		0.0072
2/15/2022		0.0049
8/31/2022		0.0038

Mann-Whitney (Wilcoxon Rank Sum)

Constituent: Vanadium, T Total (mg/L) Analysis Run 5/4/2023 12:27 PM View: Mann-Whitney

Plant Scherer Client: Southern Company Data: Scherer PAC-CCR

	GWC-52	GWC-52
12/21/2010	<0.01	
2/15/2011	0.0098 (J)	
3/21/2011	0.012	
4/28/2011	0.011	
10/26/2011	0.012	
5/1/2012	0.011	
11/9/2012	0.011	
5/8/2013	<0.01	
11/4/2013	0.011	
5/24/2014	0.012	
11/7/2014	0.01	
5/22/2015	0.013	
11/13/2015	0.014	
4/11/2016	0.0107	
10/13/2016	0.011	
4/11/2017	0.011	
10/11/2017	0.012	
3/26/2018	0.0096	
10/4/2018	0.013	
3/28/2019	0.01	
9/12/2019	0.011	
3/19/2020	0.01	
9/11/2020	0.0099	
4/5/2021		0.011
8/17/2021		0.011
2/14/2022		0.011
8/31/2022		0.01

Mann-Whitney (Wilcoxon Rank Sum)

Constituent: Vanadium, T Total (mg/L) Analysis Run 5/4/2023 12:27 PM View: Mann-Whitney

Plant Scherer Client: Southern Company Data: Scherer PAC-CCR

	GWC-53	GWC-53
12/20/2010	<0.001	
2/14/2011	<0.001	
3/21/2011	<0.001	
4/27/2011	<0.001	
10/26/2011	<0.001	
5/1/2012	0.0032 (J)	
11/9/2012	<0.001	
5/8/2013	<0.001	
11/4/2013	<0.001	
5/24/2014	<0.001	
11/7/2014	<0.001	
5/20/2015	0.0065	
11/13/2015	<0.001	
4/8/2016	0.0136 (O)	
10/13/2016	<0.001	
4/11/2017	<0.001	
10/11/2017	0.0019 (J)	
3/26/2018	<0.001	
10/4/2018	<0.001 (X)	
3/28/2019	0.0041	
9/12/2019	<0.001	
3/19/2020	<0.001	
9/11/2020	<0.001	
4/6/2021		<0.001
8/13/2021		0.0016
2/14/2022		0.0014
8/31/2022		0.00095 (J)

Mann-Whitney (Wilcoxon Rank Sum)

Constituent: Zinc, Total (mg/L) Analysis Run 5/4/2023 12:27 PM View: Mann-Whitney
Plant Scherer Client: Southern Company Data: Scherer PAC-CCR

	GWA-21	GWA-21
12/22/2010	<0.005	
2/14/2011	<0.005	
3/22/2011	<0.005	
4/26/2011	<0.005	
10/27/2011	<0.005	
5/1/2012	<0.005	
11/8/2012	<0.005	
5/7/2013	<0.005	
11/4/2013	<0.005	
5/24/2014	<0.005	
11/8/2014	<0.005	
5/21/2015	<0.005	
11/13/2015	<0.005	
4/6/2016	<0.005	
10/11/2016	<0.005	
4/10/2017	<0.005	
10/9/2017	<0.005	
3/26/2018	<0.005	
10/3/2018	<0.005	
3/27/2019	<0.005	
9/12/2019	0.0046 (J)	
3/19/2020	<0.005	
9/10/2020	0.0048 (J)	
4/2/2021		<0.005
8/12/2021		<0.005
2/14/2022		<0.005
8/26/2022		<0.005

Mann-Whitney (Wilcoxon Rank Sum)

Constituent: Zinc, Total (mg/L) Analysis Run 5/4/2023 12:27 PM View: Mann-Whitney
Plant Scherer Client: Southern Company Data: Scherer PAC-CCR

	GWA-22	GWA-22
12/22/2010	<0.005	
2/14/2011	<0.005	
3/22/2011	<0.005	
4/26/2011	<0.005	
10/27/2011	<0.005	
5/1/2012	<0.005	
11/8/2012	<0.005	
5/7/2013	<0.005	
11/4/2013	<0.005	
5/24/2014	<0.005	
11/8/2014	<0.005	
5/21/2015	<0.005	
11/13/2015	0.039 (O)	
10/11/2016	<0.005	
4/7/2017	<0.005	
10/9/2017	<0.005	
3/26/2018	<0.005 (D)	
10/3/2018	<0.005	
3/27/2019	<0.005	
9/12/2019	0.0085	
3/19/2020	<0.005	
9/10/2020	<0.005	
4/2/2021		<0.005
8/12/2021		<0.005
2/15/2022		0.003 (J)
8/26/2022		<0.005

Mann-Whitney (Wilcoxon Rank Sum)

Constituent: Zinc, Total (mg/L) Analysis Run 5/4/2023 12:27 PM View: Mann-Whitney
Plant Scherer Client: Southern Company Data: Scherer PAC-CCR

	GWA-45	GWA-45
12/20/2010	<0.0065	
2/14/2011	<0.0065	
3/21/2011	<0.0065	
4/26/2011	<0.0065	
10/26/2011	<0.0065	
5/1/2012	<0.0065	
11/8/2012	<0.0065	
5/8/2013	<0.0065	
11/4/2013	<0.0065	
5/24/2014	<0.0065	
11/7/2014	<0.0065	
5/20/2015	<0.0065	
11/13/2015	<0.0065	
4/7/2016	0.00345 (J)	
10/10/2016	<0.0065	
4/7/2017	<0.0065	
10/10/2017	<0.0065	
3/22/2018	<0.0065 (D)	
10/3/2018	<0.0065	
3/27/2019	<0.0065	
9/12/2019	0.0095	
3/19/2020	0.0037 (J)	
9/11/2020	0.0098	
4/2/2021		0.0058
8/12/2021		0.006
2/14/2022		0.003 (J)
8/31/2022		0.0051

Mann-Whitney (Wilcoxon Rank Sum)

Constituent: Zinc, Total (mg/L) Analysis Run 5/4/2023 12:27 PM View: Mann-Whitney

Plant Scherer Client: Southern Company Data: Scherer PAC-CCR

	GWA-46	GWA-46
12/20/2010	<0.005	
2/1/2011	<0.005	
3/21/2011	<0.005	
4/26/2011	<0.005	
10/27/2011	<0.005	
5/2/2012	<0.005	
11/8/2012	0.013 (O)	
5/7/2013	<0.005	
11/4/2013	<0.005	
5/24/2014	<0.005	
11/7/2014	<0.005	
5/20/2015	<0.005	
11/13/2015	<0.005	
4/7/2016	0.00265 (J)	
10/10/2016	<0.005	
4/7/2017	<0.005	
10/10/2017	0.0096 (J)	
3/23/2018	<0.005	
10/4/2018	<0.005	
3/27/2019	<0.005	
9/12/2019	0.0091	
3/19/2020	0.0035 (J)	
9/11/2020	0.0038 (J)	
4/5/2021		0.0049 (J)
8/12/2021		<0.005
2/14/2022		<0.005
8/31/2022		0.0032 (J)

Mann-Whitney (Wilcoxon Rank Sum)

Constituent: Zinc, Total (mg/L) Analysis Run 5/4/2023 12:27 PM View: Mann-Whitney
Plant Scherer Client: Southern Company Data: Scherer PAC-CCR

	GWA-47	GWA-47
12/20/2010	<0.005	
2/1/2011	<0.005	
3/23/2011	<0.005	
4/27/2011	<0.005	
10/26/2011	<0.005	
5/1/2012	<0.005	
11/8/2012	<0.005	
5/7/2013	0.0087	
11/5/2013	<0.005	
5/23/2014	0.014 (O)	
11/7/2014	<0.005	
5/21/2015	<0.005	
11/12/2015	<0.005	
10/11/2016	<0.005	
4/7/2017	<0.005	
10/10/2017	<0.005	
3/22/2018	<0.005	
10/5/2018	<0.005	
3/27/2019	<0.005	
9/12/2019	0.0049 (J)	
3/20/2020	<0.005	
9/11/2020	<0.005	
4/5/2021		<0.005
8/13/2021		<0.005
2/14/2022		<0.005
8/31/2022		<0.005

Mann-Whitney (Wilcoxon Rank Sum)

Constituent: Zinc, Total (mg/L) Analysis Run 5/4/2023 12:27 PM View: Mann-Whitney

Plant Scherer Client: Southern Company Data: Scherer PAC-CCR

	GWA-48	GWA-48
12/21/2010	<0.005	
2/14/2011	<0.005	
3/23/2011	<0.005	
4/27/2011	<0.005	
10/25/2011	<0.005	
5/1/2012	<0.005	
11/8/2012	<0.005	
5/7/2013	<0.005	
11/5/2013	<0.005	
5/23/2014	<0.005	
11/7/2014	<0.005	
5/21/2015	<0.005	
11/12/2015	<0.005	
4/7/2016	0.00287 (J)	
10/14/2016	<0.005	
4/7/2017	<0.005	
10/10/2017	<0.005	
3/23/2018	<0.005	
10/3/2018	<0.005	
3/27/2019	<0.005	
9/12/2019	0.0048 (J)	
3/19/2020	<0.005	
9/11/2020	<0.005	
4/5/2021		<0.005
8/12/2021		<0.005
2/14/2022		<0.005
8/31/2022		0.0039 (J)

Mann-Whitney (Wilcoxon Rank Sum)

Constituent: Zinc, Total (mg/L) Analysis Run 5/4/2023 12:27 PM View: Mann-Whitney

Plant Scherer Client: Southern Company Data: Scherer PAC-CCR

	GWA-49	GWA-49
12/21/2010	<0.005	
2/14/2011	<0.005	
3/21/2011	<0.005	
4/26/2011	<0.005	
10/26/2011	<0.005	
5/2/2012	<0.005	
11/8/2012	<0.005	
5/8/2013	<0.005	
11/5/2013	<0.005	
5/23/2014	<0.005	
11/7/2014	<0.005	
5/21/2015	<0.005	
11/12/2015	<0.005	
4/7/2016	0.00208 (J)	
10/11/2016	<0.005	
4/7/2017	<0.005	
10/10/2017	<0.005	
3/22/2018	<0.005	
10/3/2018	<0.005	
3/27/2019	<0.005	
9/12/2019	0.0041 (J)	
3/19/2020	<0.005	
9/10/2020	<0.005	
4/6/2021		<0.005
8/12/2021		<0.005
2/14/2022		<0.005
8/30/2022		<0.005

Mann-Whitney (Wilcoxon Rank Sum)

Constituent: Zinc, Total (mg/L) Analysis Run 5/4/2023 12:27 PM View: Mann-Whitney
Plant Scherer Client: Southern Company Data: Scherer PAC-CCR

	GWC-29	GWC-29
12/22/2010	<0.005	
2/15/2011	<0.005	
3/22/2011	<0.005	
4/27/2011	<0.005	
10/26/2011	<0.005	
5/2/2012	<0.005	
11/8/2012	<0.005	
5/8/2013	<0.005	
11/4/2013	<0.005	
5/24/2014	<0.005	
11/7/2014	<0.005	
5/22/2015	<0.005	
11/13/2015	<0.005	
4/11/2016	<0.005	
10/11/2016	<0.005	
4/10/2017	<0.005	
10/10/2017	<0.005	
3/26/2018	<0.005	
10/4/2018	<0.005	
3/28/2019	<0.005	
9/12/2019	0.0058	
3/19/2020	<0.005	
9/10/2020	<0.005	
4/6/2021		<0.005
8/13/2021		<0.005
2/14/2022		<0.005
8/31/2022		<0.005

Mann-Whitney (Wilcoxon Rank Sum)

Constituent: Zinc, Total (mg/L) Analysis Run 5/4/2023 12:27 PM View: Mann-Whitney
Plant Scherer Client: Southern Company Data: Scherer PAC-CCR

	GWC-50	GWC-50
12/22/2010	<0.005	
2/15/2011	<0.005	
3/22/2011	<0.005	
4/27/2011	<0.005	
10/26/2011	<0.005	
5/2/2012	<0.005	
11/8/2012	<0.005	
5/8/2013	<0.005	
11/4/2013	<0.005	
5/24/2014	<0.005	
11/8/2014	<0.005	
5/22/2015	<0.005	
11/13/2015	<0.005	
4/11/2016	<0.005	
10/11/2016	<0.005	
4/7/2017	<0.005	
10/10/2017	<0.005	
3/23/2018	<0.005	
10/4/2018	0.0076	
3/28/2019	<0.005	
9/12/2019	0.0057	
3/19/2020	0.0037 (J)	
9/10/2020	<0.005	
4/6/2021		<0.005
8/13/2021		0.0053
2/14/2022		<0.005
8/31/2022		<0.005

Mann-Whitney (Wilcoxon Rank Sum)

Constituent: Zinc, Total (mg/L) Analysis Run 5/4/2023 12:27 PM View: Mann-Whitney
Plant Scherer Client: Southern Company Data: Scherer PAC-CCR

	GWC-51	GWC-51
12/22/2010	<0.005	
2/15/2011	<0.005	
3/22/2011	<0.005	
4/27/2011	<0.005	
10/26/2011	<0.005	
5/2/2012	<0.005	
11/8/2012	<0.005	
5/8/2013	<0.005	
11/4/2013	<0.005	
5/24/2014	<0.005	
11/7/2014	<0.005	
5/22/2015	<0.005	
11/13/2015	<0.005	
4/11/2016	0.00333 (J)	
10/13/2016	<0.005	
4/10/2017	<0.005	
10/11/2017	<0.005	
3/26/2018	<0.005	
10/4/2018	<0.005	
3/27/2019	<0.005	
9/12/2019	0.0042 (J)	
3/19/2020	<0.005	
9/11/2020	<0.005	
4/5/2021		<0.005
8/13/2021		<0.005
2/15/2022		<0.005
8/31/2022		<0.005

Mann-Whitney (Wilcoxon Rank Sum)

Constituent: Zinc, Total (mg/L) Analysis Run 5/4/2023 12:27 PM View: Mann-Whitney
Plant Scherer Client: Southern Company Data: Scherer PAC-CCR

	GWC-52	GWC-52
12/21/2010	<0.005	
2/15/2011	<0.005	
3/21/2011	<0.005	
4/28/2011	<0.005	
10/26/2011	<0.005	
5/1/2012	<0.005	
11/9/2012	<0.005	
5/8/2013	<0.005	
11/4/2013	<0.005	
5/24/2014	<0.005	
11/7/2014	<0.005	
5/22/2015	<0.005	
11/13/2015	<0.005	
4/11/2016	<0.005	
10/13/2016	<0.005	
4/11/2017	0.0065 (J)	
10/11/2017	<0.005	
3/26/2018	<0.005	
10/4/2018	<0.005	
3/28/2019	<0.005	
9/12/2019	0.0073	
3/19/2020	<0.005	
9/11/2020	<0.005	
4/5/2021		<0.005
8/17/2021		<0.005
2/14/2022		<0.005
8/31/2022		<0.005

Mann-Whitney (Wilcoxon Rank Sum)

Constituent: Zinc, Total (mg/L) Analysis Run 5/4/2023 12:27 PM View: Mann-Whitney
Plant Scherer Client: Southern Company Data: Scherer PAC-CCR

	GWC-53	GWC-53
12/20/2010	0.0095 (J)	
2/14/2011	0.0092 (J)	
3/21/2011	0.011 (J)	
4/27/2011	0.0096 (J)	
10/26/2011	0.011 (J)	
5/1/2012	0.012 (J)	
11/9/2012	0.014 (J)	
5/8/2013	0.016 (J)	
11/4/2013	0.014 (J)	
5/24/2014	0.013 (J)	
11/7/2014	0.014 (J)	
5/20/2015	0.015 (J)	
11/13/2015	0.015 (J)	
10/13/2016	0.015 (J)	
4/11/2017	0.015 (J)	
10/11/2017	0.019 (J)	
3/26/2018	0.016 (J)	
10/4/2018	0.017 (J)	
3/28/2019	0.013 (J)	
9/12/2019	0.02	
3/19/2020	0.014	
9/11/2020	0.014	
4/6/2021		0.014
8/13/2021		0.017
2/14/2022		0.014
8/31/2022		0.015

FIGURE E.

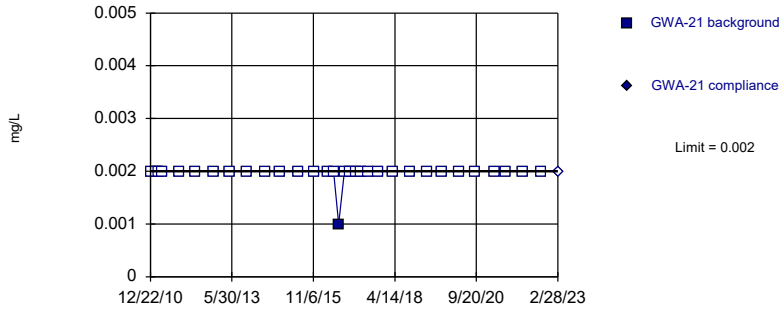
Appendix I Intrawell Prediction Limits - Significant Results

Plant Scherer Client: Southern Company Data: Scherer PAC-CCR Printed 5/26/2023, 1:48 PM

Constituent	Well	Upper Lim.	Lower Lim.	Date	Obsrv.	Sig.	Bg N	Bg Mean	Std. Dev.	%NDs	ND Adj.	Transform	Alpha	Method
Barium, Total (mg/L)	GWC-50	0.029	n/a	3/1/2023	0.038	Yes	32	n/a	n/a	0	n/a	n/a	0.001803	NP Intra (normality) 1 of 2
Barium, Total (mg/L)	GWC-52	0.02119	n/a	3/1/2023	0.023	Yes	32	0.01286	0.003883	0	None	No	0.0007022	Param Intra 1 of 2
Chromium, Total (mg/L)	GWC-52	0.01539	n/a	3/1/2023	0.038	Yes	24	0.00975	0.002526	4.167	None	No	0.0007022	Param Intra 1 of 2
Cobalt, Total (mg/L)	GWC-50	0.0025	n/a	3/1/2023	0.01	Yes	32	n/a	n/a	96.88	n/a	n/a	0.001803	NP Intra (NDs) 1 of 2
Nickel, Total (mg/L)	GWA-21	0.0012	n/a	2/28/2023	0.0015	Yes	26	n/a	n/a	76.92	n/a	n/a	0.002667	NP Intra (NDs) 1 of 2
Nickel, Total (mg/L)	GWC-50	0.0036	n/a	3/1/2023	0.0073	Yes	27	n/a	n/a	74.07	n/a	n/a	0.002502	NP Intra (NDs) 1 of 2
Zinc, Total (mg/L)	GWC-50	0.0076	n/a	3/1/2023	0.016	Yes	27	n/a	n/a	85.19	n/a	n/a	0.002502	NP Intra (NDs) 1 of 2

Within Limit

Prediction Limit Intrawell Non-parametric

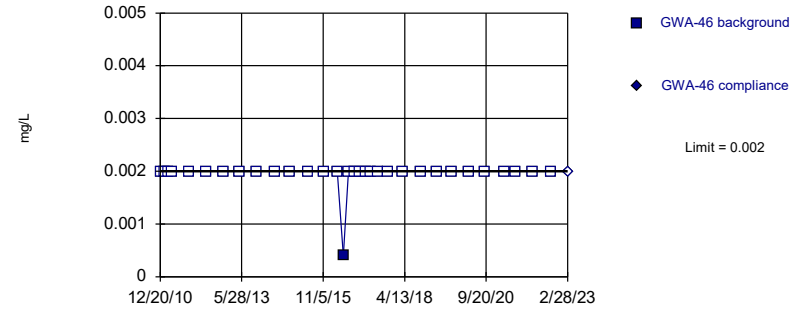


Non-parametric test used in lieu of parametric prediction limit because censored data exceeded 50%. Limit is highest of 32 background values. 96.88% NDs. Well-constituent pair annual alpha = 0.003603. Individual comparison alpha = 0.001803 (1 of 2).

Constituent: Antimony, Total Analysis Run 5/26/2023 1:45 PM View: Appendix I - Intrawell
Plant Scherer Client: Southern Company Data: Scherer PAC-CCR

Within Limit

Prediction Limit Intrawell Non-parametric

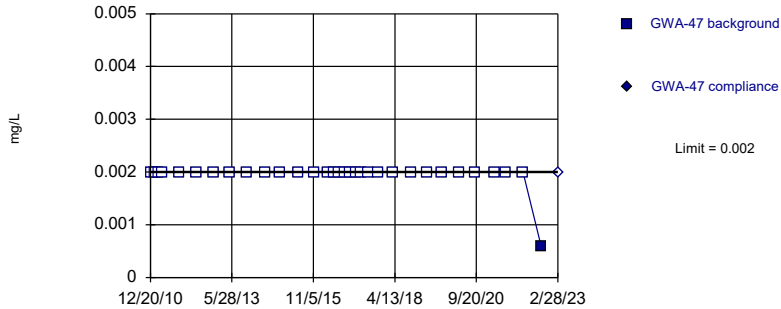


Non-parametric test used in lieu of parametric prediction limit because censored data exceeded 50%. Limit is highest of 32 background values. 96.88% NDs. Well-constituent pair annual alpha = 0.003603. Individual comparison alpha = 0.001803 (1 of 2).

Constituent: Antimony, Total Analysis Run 5/26/2023 1:45 PM View: Appendix I - Intrawell
Plant Scherer Client: Southern Company Data: Scherer PAC-CCR

Within Limit

Prediction Limit Intrawell Non-parametric

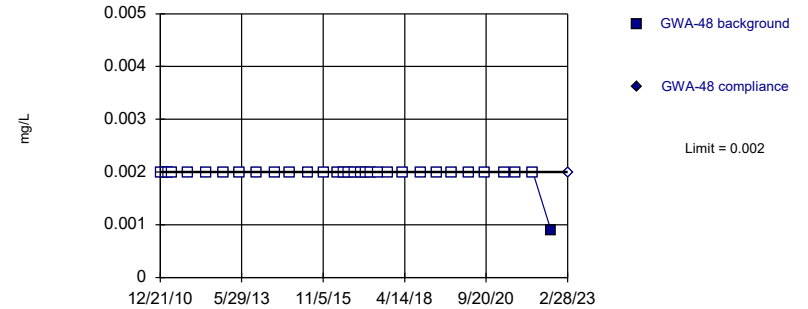


Non-parametric test used in lieu of parametric prediction limit because censored data exceeded 50%. Limit is highest of 32 background values. 96.88% NDs. Well-constituent pair annual alpha = 0.003603. Individual comparison alpha = 0.001803 (1 of 2).

Constituent: Antimony, Total Analysis Run 5/26/2023 1:45 PM View: Appendix I - Intrawell
Plant Scherer Client: Southern Company Data: Scherer PAC-CCR

Within Limit

Prediction Limit Intrawell Non-parametric

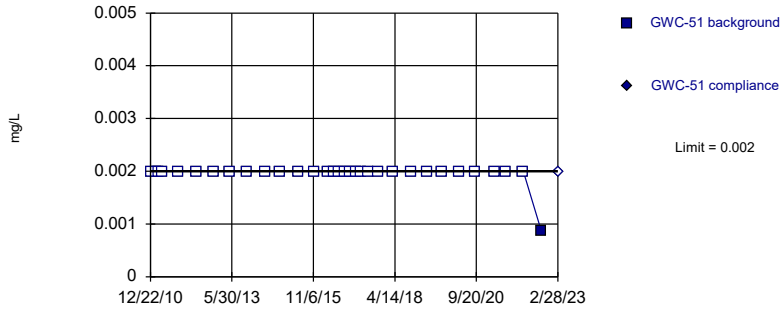


Non-parametric test used in lieu of parametric prediction limit because censored data exceeded 50%. Limit is highest of 32 background values. 96.88% NDs. Well-constituent pair annual alpha = 0.003603. Individual comparison alpha = 0.001803 (1 of 2).

Constituent: Antimony, Total Analysis Run 5/26/2023 1:45 PM View: Appendix I - Intrawell
Plant Scherer Client: Southern Company Data: Scherer PAC-CCR

Within Limit

Prediction Limit
Intrawell Non-parametric

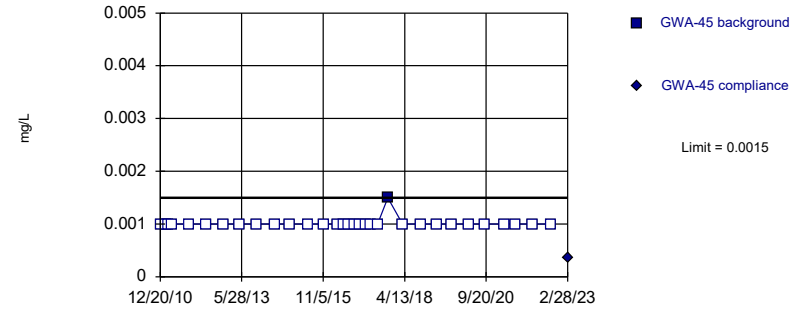


Non-parametric test used in lieu of parametric prediction limit because censored data exceeded 50%. Limit is highest of 32 background values. 96.88% NDs. Well-constituent pair annual alpha = 0.003603. Individual comparison alpha = 0.001803 (1 of 2).

Constituent: Antimony, Total Analysis Run 5/26/2023 1:45 PM View: Appendix I - Intrawell
Plant Scherer Client: Southern Company Data: Scherer PAC-CCR

Within Limit

Prediction Limit
Intrawell Non-parametric

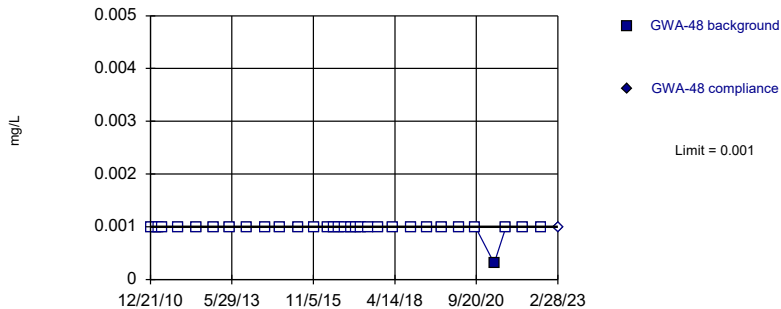


Non-parametric test used in lieu of parametric prediction limit because censored data exceeded 50%. Limit is highest of 32 background values. 96.88% NDs. Well-constituent pair annual alpha = 0.003603. Individual comparison alpha = 0.001803 (1 of 2).

Constituent: Arsenic, Total Analysis Run 5/26/2023 1:45 PM View: Appendix I - Intrawell
Plant Scherer Client: Southern Company Data: Scherer PAC-CCR

Within Limit

Prediction Limit
Intrawell Non-parametric

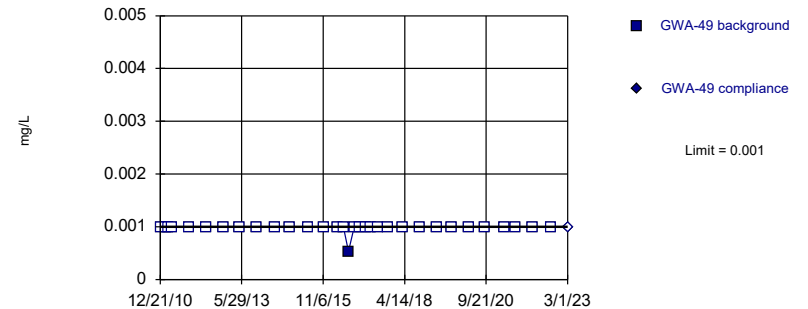


Non-parametric test used in lieu of parametric prediction limit because censored data exceeded 50%. Limit is highest of 32 background values. 96.88% NDs. Well-constituent pair annual alpha = 0.003603. Individual comparison alpha = 0.001803 (1 of 2).

Constituent: Arsenic, Total Analysis Run 5/26/2023 1:45 PM View: Appendix I - Intrawell
Plant Scherer Client: Southern Company Data: Scherer PAC-CCR

Within Limit

Prediction Limit
Intrawell Non-parametric

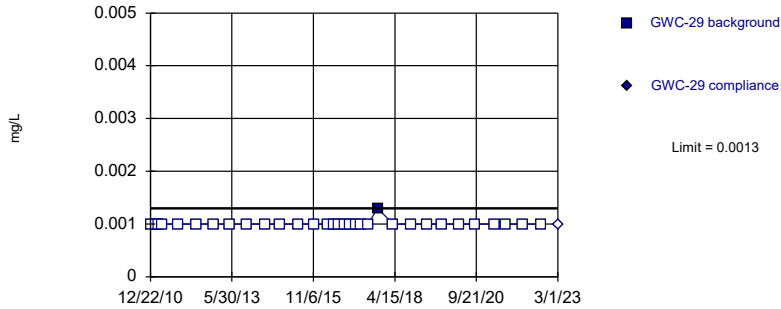


Non-parametric test used in lieu of parametric prediction limit because censored data exceeded 50%. Limit is highest of 32 background values. 96.88% NDs. Well-constituent pair annual alpha = 0.003603. Individual comparison alpha = 0.001803 (1 of 2).

Constituent: Arsenic, Total Analysis Run 5/26/2023 1:45 PM View: Appendix I - Intrawell
Plant Scherer Client: Southern Company Data: Scherer PAC-CCR

Within Limit

Prediction Limit
Intrawell Non-parametric

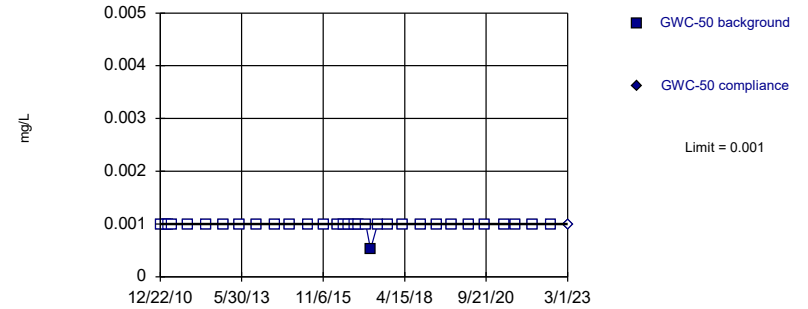


Non-parametric test used in lieu of parametric prediction limit because censored data exceeded 50%. Limit is highest of 32 background values. 96.88% NDs. Well-constituent pair annual alpha = 0.003603. Individual comparison alpha = 0.001803 (1 of 2).

Constituent: Arsenic, Total Analysis Run 5/26/2023 1:45 PM View: Appendix I - Intrawell
Plant Scherer Client: Southern Company Data: Scherer PAC-CCR

Within Limit

Prediction Limit
Intrawell Non-parametric

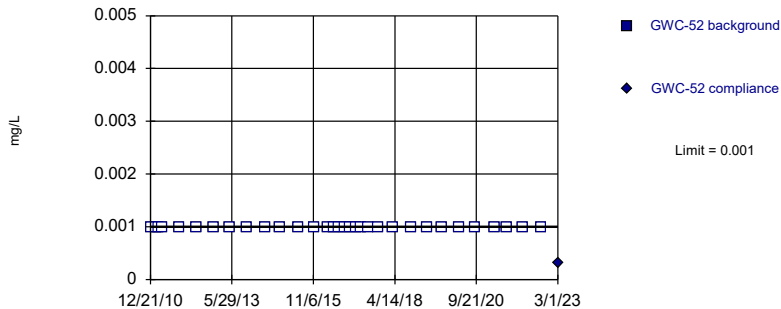


Non-parametric test used in lieu of parametric prediction limit because censored data exceeded 50%. Limit is highest of 32 background values. 96.88% NDs. Well-constituent pair annual alpha = 0.003603. Individual comparison alpha = 0.001803 (1 of 2).

Constituent: Arsenic, Total Analysis Run 5/26/2023 1:45 PM View: Appendix I - Intrawell
Plant Scherer Client: Southern Company Data: Scherer PAC-CCR

Within Limit

Prediction Limit
Intrawell Non-parametric

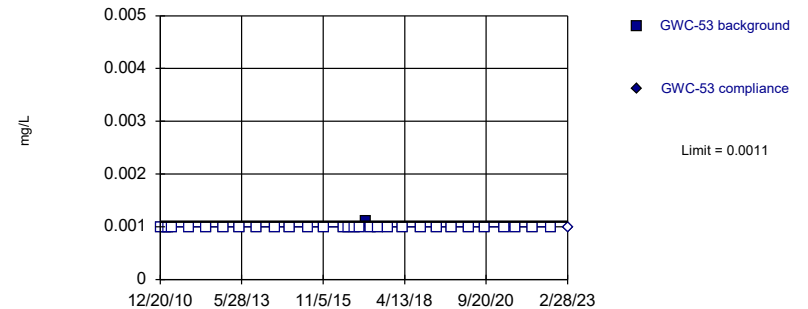


Non-parametric test used in lieu of parametric prediction limit because censored data exceeded 50%. All background values (n = 32) were censored; limit is most recent reporting limit. Well-constituent pair annual alpha = 0.003603. Individual comparison alpha = 0.001803 (1 of 2).

Constituent: Arsenic, Total Analysis Run 5/26/2023 1:45 PM View: Appendix I - Intrawell
Plant Scherer Client: Southern Company Data: Scherer PAC-CCR

Within Limit

Prediction Limit
Intrawell Non-parametric

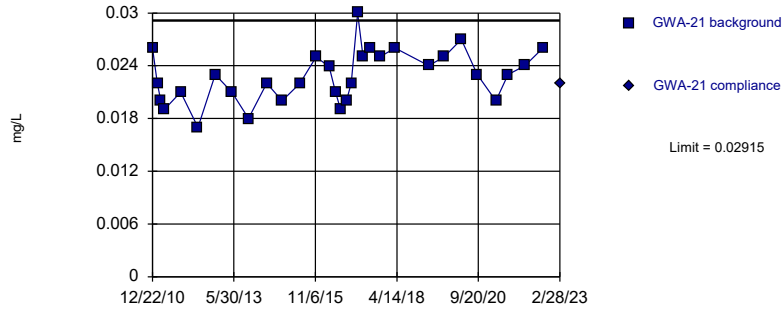


Non-parametric test used in lieu of parametric prediction limit because censored data exceeded 50%. Limit is highest of 31 background values. 96.77% NDs. Well-constituent pair annual alpha = 0.003807. Individual comparison alpha = 0.001905 (1 of 2).

Constituent: Arsenic, Total Analysis Run 5/26/2023 1:45 PM View: Appendix I - Intrawell
Plant Scherer Client: Southern Company Data: Scherer PAC-CCR

Within Limit

Prediction Limit
Intrawell Parametric

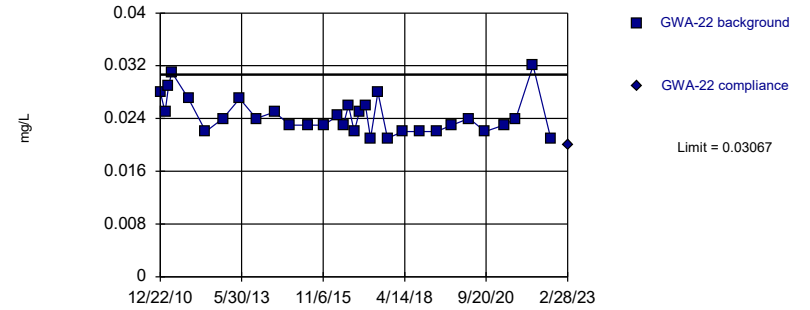


Background Data Summary: Mean=0.02277, Std. Dev.=0.002962, n=31. Normality test: Shapiro Wilk @alpha = 0.01, calculated = 0.9784, critical = 0.902. Kappa = 2.153 (c=15, w=5, 1 of 2, event alpha = 0.05132). Report alpha = 0.0007022.

Constituent: Barium, Total Analysis Run 5/26/2023 1:45 PM View: Appendix I - Intrawell
Plant Scherer Client: Southern Company Data: Scherer PAC-CCR

Within Limit

Prediction Limit
Intrawell Parametric

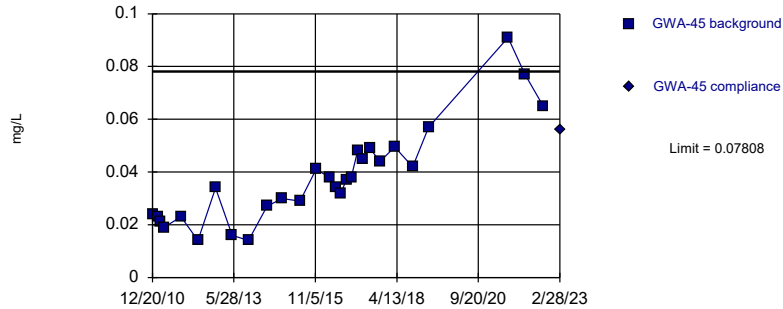


Background Data Summary (based on square root transformation): Mean=0.1561, Std. Dev.=0.008861, n=32. Normality test: Shapiro Wilk @alpha = 0.01, calculated = 0.9098, critical = 0.904. Kappa = 2.146 (c=15, w=5, 1 of 2, event alpha = 0.05132). Report alpha = 0.0007022.

Constituent: Barium, Total Analysis Run 5/26/2023 1:45 PM View: Appendix I - Intrawell
Plant Scherer Client: Southern Company Data: Scherer PAC-CCR

Within Limit

Prediction Limit
Intrawell Parametric

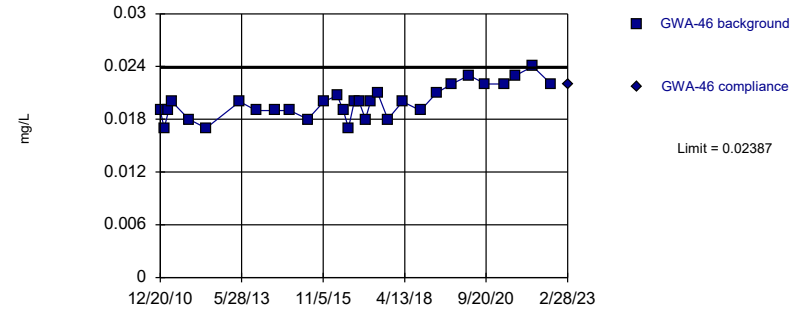


Background Data Summary: Mean=0.03791, Std. Dev.=0.01841, n=28. Normality test: Shapiro Wilk @alpha = 0.01, calculated = 0.9184, critical = 0.896. Kappa = 2.182 (c=15, w=5, 1 of 2, event alpha = 0.05132). Report alpha = 0.0007022.

Constituent: Barium, Total Analysis Run 5/26/2023 1:45 PM View: Appendix I - Intrawell
Plant Scherer Client: Southern Company Data: Scherer PAC-CCR

Within Limit

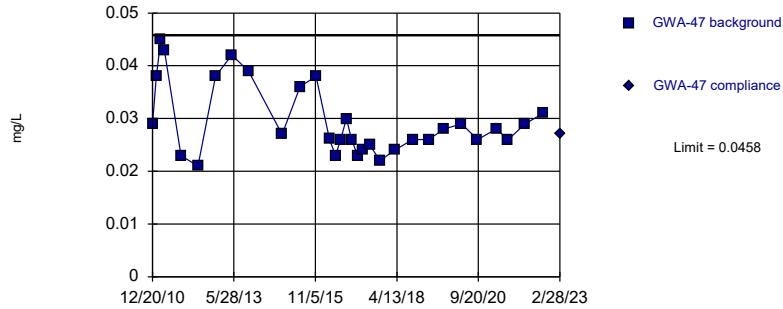
Prediction Limit
Intrawell Parametric



Background Data Summary: Mean=0.01989, Std. Dev.=0.001845, n=31. Normality test: Shapiro Wilk @alpha = 0.01, calculated = 0.9496, critical = 0.902. Kappa = 2.153 (c=15, w=5, 1 of 2, event alpha = 0.05132). Report alpha = 0.0007022.

Constituent: Barium, Total Analysis Run 5/26/2023 1:45 PM View: Appendix I - Intrawell
Plant Scherer Client: Southern Company Data: Scherer PAC-CCR

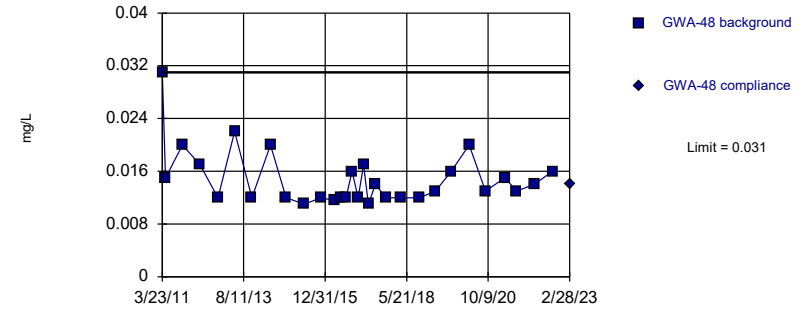
Within Limit Prediction Limit
Intrawell Parametric



Background Data Summary (based on natural log transformation): Mean=-3.544, Std. Dev.=0.2137, n=31. Normality test: Shapiro Wilk @alpha = 0.01, calculated = 0.9064, critical = 0.902. Kappa = 2.153 (c=15, w=5, 1 of 2, event alpha = 0.05132). Report alpha = 0.0007022.

Constituent: Barium, Total Analysis Run 5/26/2023 1:45 PM View: Appendix I - Intrawell
Plant Scherer Client: Southern Company Data: Scherer PAC-CCR

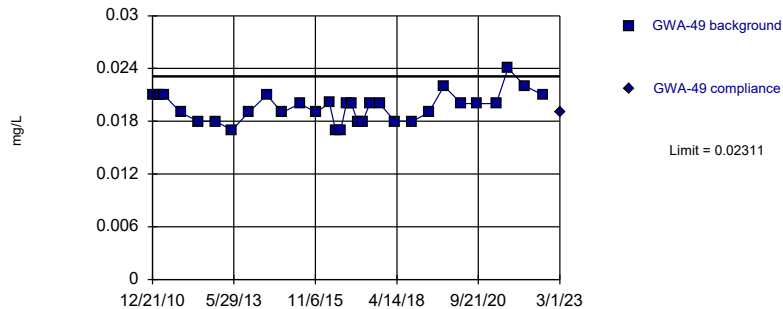
Within Limit Prediction Limit
Intrawell Non-parametric



Non-parametric test used in lieu of parametric prediction limit because the Shapiro Wilk normality test showed the data to be non-normal at the 0.01 alpha level. Limit is highest of 30 background values. Well-constituent pair annual alpha = 0.004011. Individual comparison alpha = 0.002008 (1 of 2).

Constituent: Barium, Total Analysis Run 5/26/2023 1:45 PM View: Appendix I - Intrawell
Plant Scherer Client: Southern Company Data: Scherer PAC-CCR

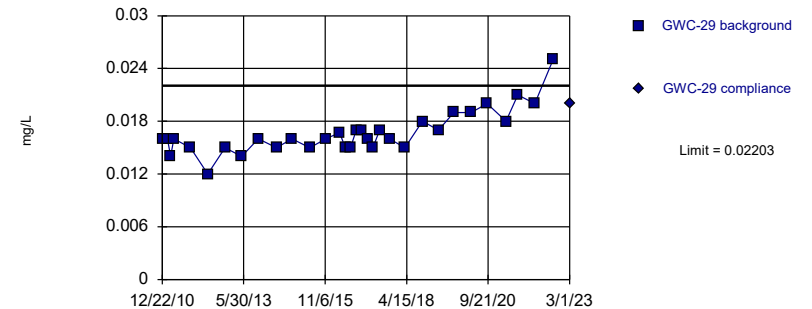
Within Limit Prediction Limit
Intrawell Parametric



Background Data Summary: Mean=0.01963, Std. Dev.=0.001622, n=32. Normality test: Shapiro Wilk @alpha = 0.01, calculated = 0.945, critical = 0.904. Kappa = 2.146 (c=15, w=5, 1 of 2, event alpha = 0.05132). Report alpha = 0.0007022.

Constituent: Barium, Total Analysis Run 5/26/2023 1:45 PM View: Appendix I - Intrawell
Plant Scherer Client: Southern Company Data: Scherer PAC-CCR

Within Limit Prediction Limit
Intrawell Parametric

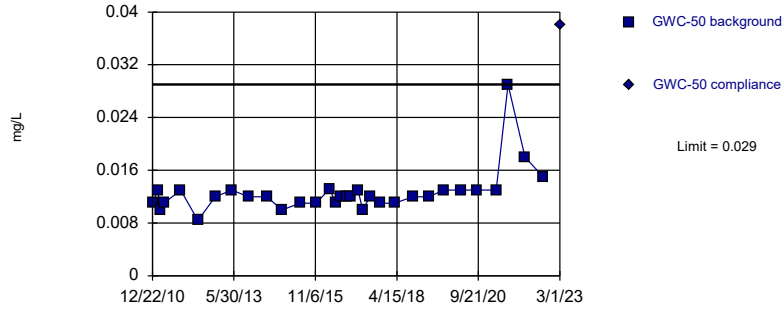


Background Data Summary (based on square root transformation): Mean=0.1287, Std. Dev.=0.009196, n=32. Normality test: Shapiro Wilk @alpha = 0.01, calculated = 0.9151, critical = 0.904. Kappa = 2.146 (c=15, w=5, 1 of 2, event alpha = 0.05132). Report alpha = 0.0007022.

Constituent: Barium, Total Analysis Run 5/26/2023 1:45 PM View: Appendix I - Intrawell
Plant Scherer Client: Southern Company Data: Scherer PAC-CCR

Exceeds Limit

Prediction Limit
Intrawell Non-parametric

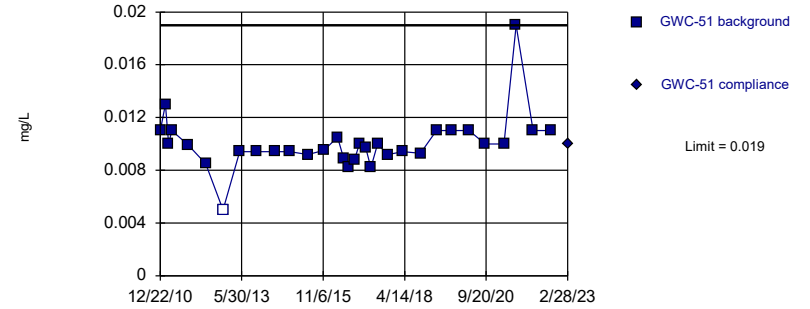


Non-parametric test used in lieu of parametric prediction limit because the Shapiro Wilk normality test showed the data to be non-normal at the 0.01 alpha level. Limit is highest of 32 background values. Well-constituent pair annual alpha = 0.003603. Individual comparison alpha = 0.001803 (1 of 2).

Constituent: Barium, Total Analysis Run 5/26/2023 1:45 PM View: Appendix I - Intrawell
Plant Scherer Client: Southern Company Data: Scherer PAC-CCR

Within Limit

Prediction Limit
Intrawell Non-parametric



Non-parametric test used in lieu of parametric prediction limit because the Shapiro Wilk normality test showed the data to be non-normal at the 0.01 alpha level. Limit is highest of 32 background values. 3.125% NDs. Well-constituent pair annual alpha = 0.003603. Individual comparison alpha = 0.001803 (1 of 2).

Constituent: Barium, Total Analysis Run 5/26/2023 1:45 PM View: Appendix I - Intrawell
Plant Scherer Client: Southern Company Data: Scherer PAC-CCR

Exceeds Limit

Prediction Limit
Intrawell Parametric

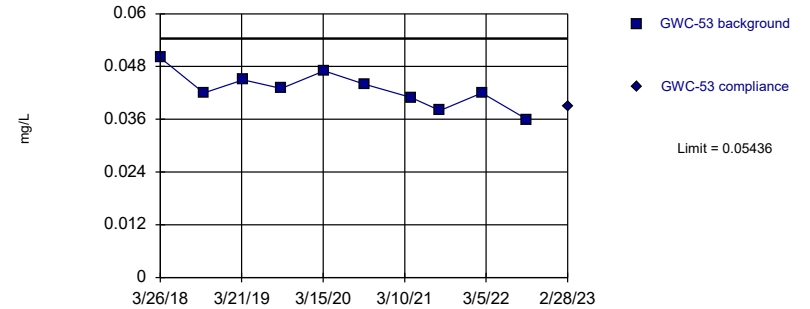


Background Data Summary: Mean=0.01286, Std. Dev.=0.003883, n=32. Normality test: Shapiro Wilk @alpha = 0.01, calculated = 0.9044, critical = 0.904. Kappa = 2.146 (c=15, w=5, 1 of 2, event alpha = 0.05132). Report alpha = 0.0007022.

Constituent: Barium, Total Analysis Run 5/26/2023 1:45 PM View: Appendix I - Intrawell
Plant Scherer Client: Southern Company Data: Scherer PAC-CCR

Within Limit

Prediction Limit
Intrawell Parametric

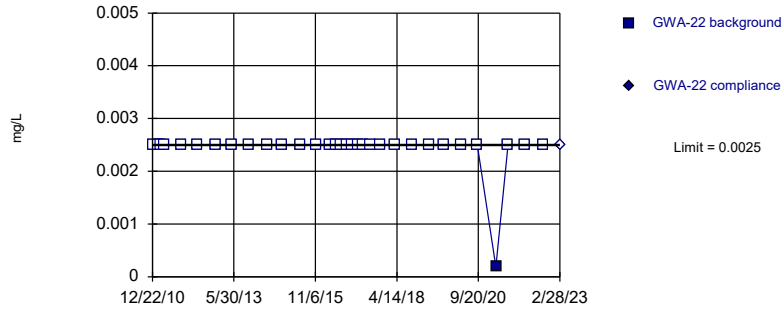


Background Data Summary: Mean=0.0428, Std. Dev.=0.004077, n=10. Normality test: Shapiro Wilk @alpha = 0.05, calculated = 0.9848, critical = 0.842. Kappa = 2.835 (c=15, w=5, 1 of 2, event alpha = 0.05132). Report alpha = 0.0007022.

Constituent: Barium, Total Analysis Run 5/26/2023 1:45 PM View: Appendix I - Intrawell
Plant Scherer Client: Southern Company Data: Scherer PAC-CCR

Within Limit

Prediction Limit Intrawell Non-parametric

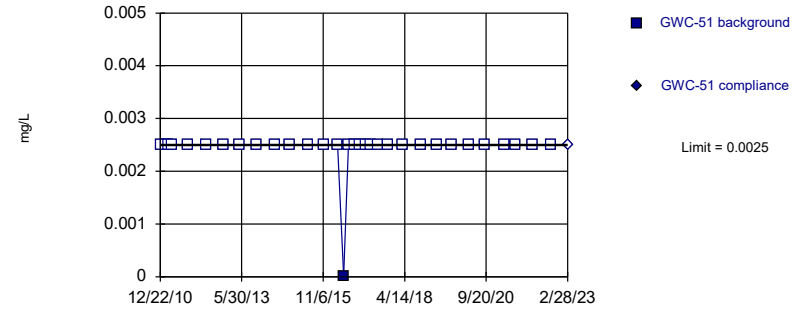


Non-parametric test used in lieu of parametric prediction limit because censored data exceeded 50%. Limit is highest of 32 background values. 96.88% NDs. Well-constituent pair annual alpha = 0.003603. Individual comparison alpha = 0.001803 (1 of 2).

Constituent: Beryllium, Total Analysis Run 5/26/2023 1:45 PM View: Appendix I - Intrawell
Plant Scherer Client: Southern Company Data: Scherer PAC-CCR

Within Limit

Prediction Limit Intrawell Non-parametric

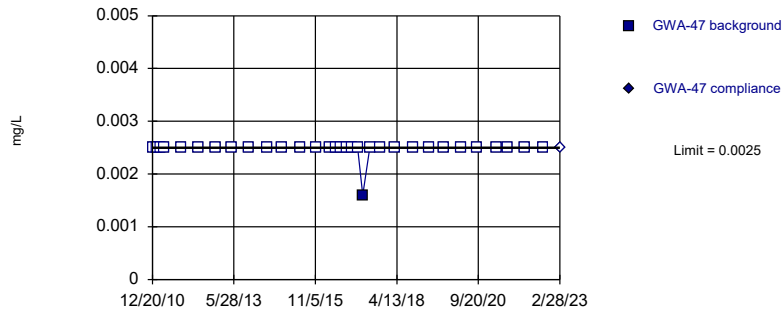


Non-parametric test used in lieu of parametric prediction limit because censored data exceeded 50%. Limit is highest of 32 background values. 96.88% NDs. Well-constituent pair annual alpha = 0.003603. Individual comparison alpha = 0.001803 (1 of 2).

Constituent: Beryllium, Total Analysis Run 5/26/2023 1:45 PM View: Appendix I - Intrawell
Plant Scherer Client: Southern Company Data: Scherer PAC-CCR

Within Limit

Prediction Limit Intrawell Non-parametric

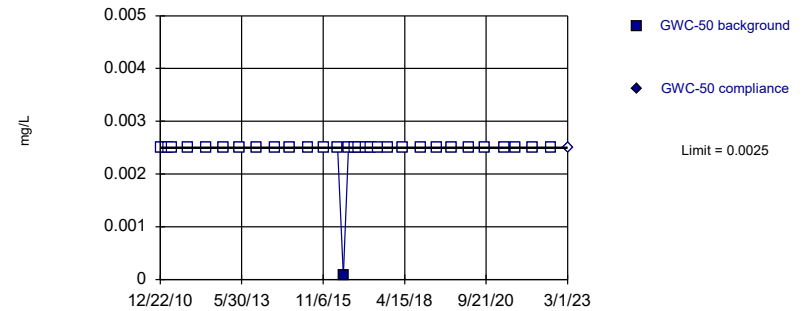


Non-parametric test used in lieu of parametric prediction limit because censored data exceeded 50%. Limit is highest of 32 background values. 96.88% NDs. Well-constituent pair annual alpha = 0.003603. Individual comparison alpha = 0.001803 (1 of 2).

Constituent: Cadmium, Total Analysis Run 5/26/2023 1:45 PM View: Appendix I - Intrawell
Plant Scherer Client: Southern Company Data: Scherer PAC-CCR

Within Limit

Prediction Limit Intrawell Non-parametric

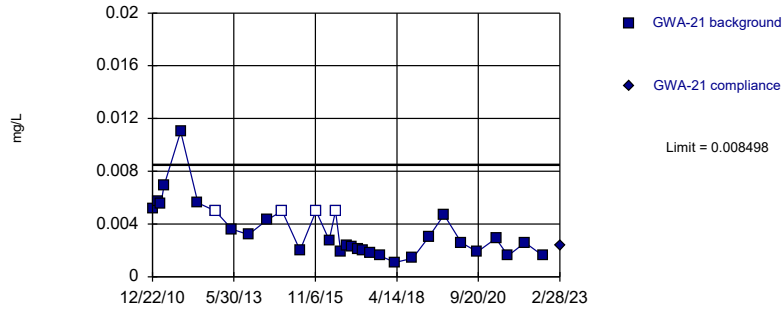


Non-parametric test used in lieu of parametric prediction limit because censored data exceeded 50%. Limit is highest of 32 background values. 96.88% NDs. Well-constituent pair annual alpha = 0.003603. Individual comparison alpha = 0.001803 (1 of 2).

Constituent: Cadmium, Total Analysis Run 5/26/2023 1:45 PM View: Appendix I - Intrawell
Plant Scherer Client: Southern Company Data: Scherer PAC-CCR

Within Limit

Prediction Limit
Intrawell Parametric

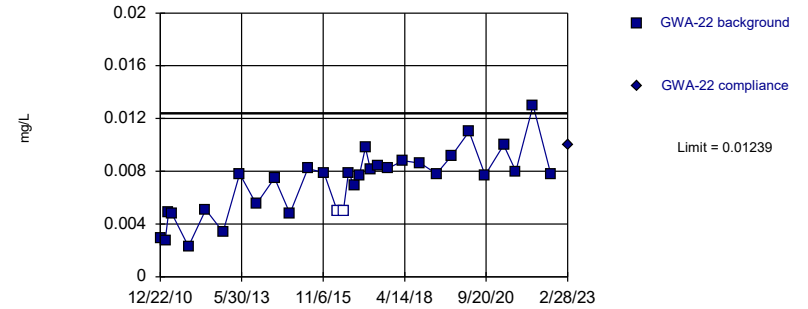


Background Data Summary (based on square root transformation): Mean=0.05731, Std. Dev.=0.01625, n=32, 12.5% NDs. Normality test: Shapiro Wilk @alpha = 0.01, calculated = 0.9261, critical = 0.904. Kappa = 2.146 (c=15, w=5, 1 of 2, event alpha = 0.05132). Report alpha = 0.0007022.

Constituent: Chromium, Total Analysis Run 5/26/2023 1:45 PM View: Appendix I - Intrawell
Plant Scherer Client: Southern Company Data: Scherer PAC-CCR

Within Limit

Prediction Limit
Intrawell Parametric

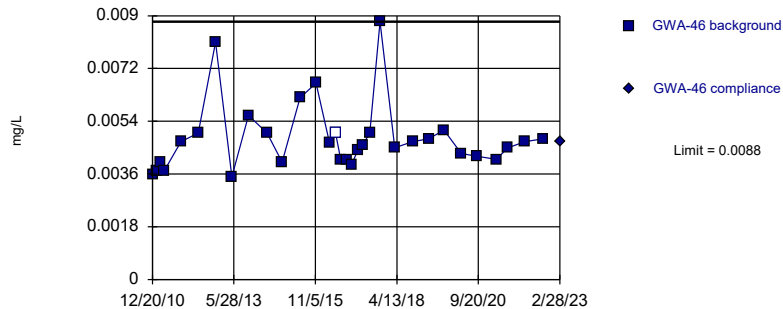


Background Data Summary: Mean=0.007084, Std. Dev.=0.002472, n=32, 6.25% NDs. Normality test: Shapiro Wilk @alpha = 0.01, calculated = 0.9475, critical = 0.904. Kappa = 2.146 (c=15, w=5, 1 of 2, event alpha = 0.05132). Report alpha = 0.0007022.

Constituent: Chromium, Total Analysis Run 5/26/2023 1:45 PM View: Appendix I - Intrawell
Plant Scherer Client: Southern Company Data: Scherer PAC-CCR

Within Limit

Prediction Limit
Intrawell Non-parametric

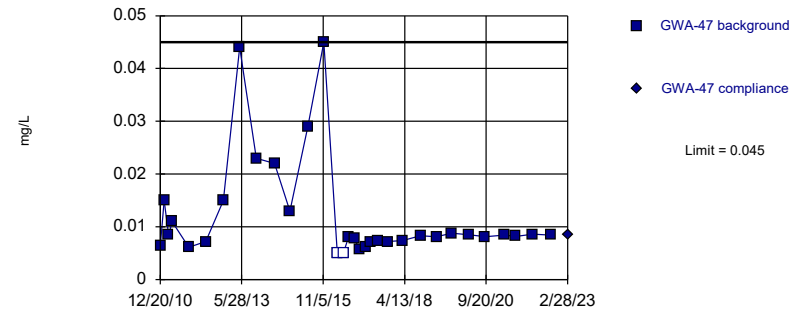


Non-parametric test used in lieu of parametric prediction limit because the Shapiro Wilk normality test showed the data to be non-normal at the 0.01 alpha level. Limit is highest of 32 background values. 3.125% NDs. Well-constituent pair annual alpha = 0.003603. Individual comparison alpha = 0.001803 (1 of 2).

Constituent: Chromium, Total Analysis Run 5/26/2023 1:45 PM View: Appendix I - Intrawell
Plant Scherer Client: Southern Company Data: Scherer PAC-CCR

Within Limit

Prediction Limit
Intrawell Non-parametric

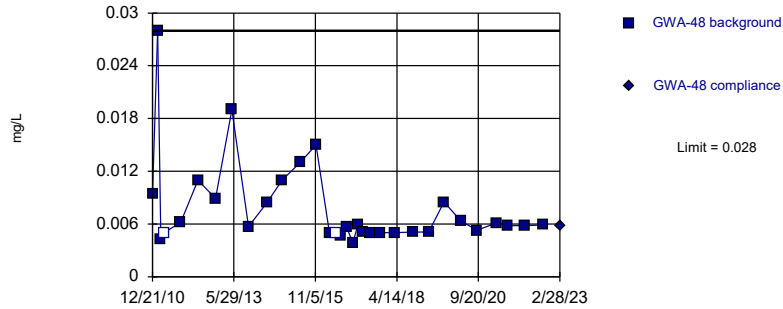


Non-parametric test used in lieu of parametric prediction limit because the Shapiro Wilk normality test showed the data to be non-normal at the 0.01 alpha level. Limit is highest of 32 background values. 6.25% NDs. Well-constituent pair annual alpha = 0.003603. Individual comparison alpha = 0.001803 (1 of 2).

Constituent: Chromium, Total Analysis Run 5/26/2023 1:45 PM View: Appendix I - Intrawell
Plant Scherer Client: Southern Company Data: Scherer PAC-CCR

Within Limit

Prediction Limit
Intrawell Non-parametric

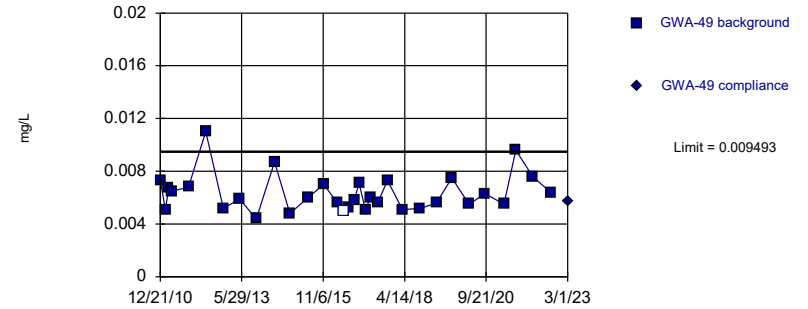


Non-parametric test used in lieu of parametric prediction limit because the Shapiro Wilk normality test showed the data to be non-normal at the 0.01 alpha level. Limit is highest of 32 background values. 6.25% NDs. Well-constituent pair annual alpha = 0.003603. Individual comparison alpha = 0.001803 (1 of 2).

Constituent: Chromium, Total Analysis Run 5/26/2023 1:45 PM View: Appendix I - Intrawell
Plant Scherer Client: Southern Company Data: Scherer PAC-CCR

Within Limit

Prediction Limit
Intrawell Parametric

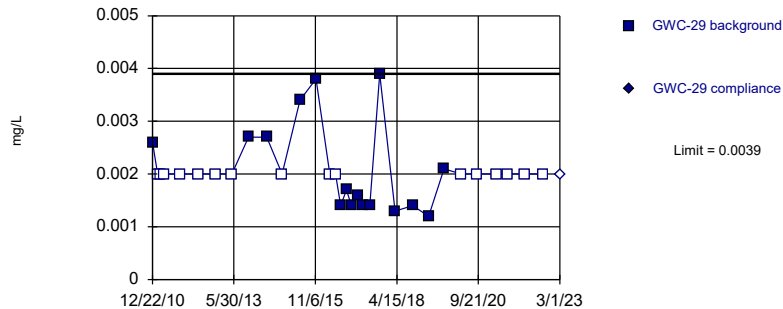


Background Data Summary (based on square root transformation): Mean=0.0791, Std. Dev.=0.008539, n=32, 3.125% NDs. Normality test: Shapiro Wilk @alpha = 0.01, calculated = 0.9113, critical = 0.904. Kappa = 2.146 (c=15, w=5, 1 of 2, event alpha = 0.05132). Report alpha = 0.0007022.

Constituent: Chromium, Total Analysis Run 5/26/2023 1:45 PM View: Appendix I - Intrawell
Plant Scherer Client: Southern Company Data: Scherer PAC-CCR

Within Limit

Prediction Limit
Intrawell Non-parametric

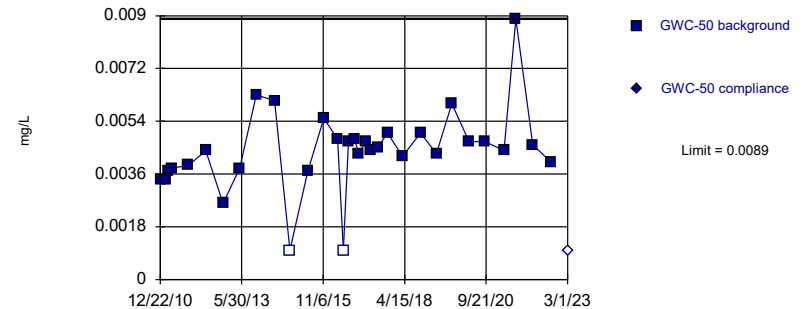


Non-parametric test used in lieu of parametric prediction limit because the Shapiro Wilk normality test showed the data to be non-normal at the 0.01 alpha level. Limit is highest of 32 background values. 50% NDs. Well-constituent pair annual alpha = 0.003603. Individual comparison alpha = 0.001803 (1 of 2).

Constituent: Chromium, Total Analysis Run 5/26/2023 1:45 PM View: Appendix I - Intrawell
Plant Scherer Client: Southern Company Data: Scherer PAC-CCR

Within Limit

Prediction Limit
Intrawell Non-parametric

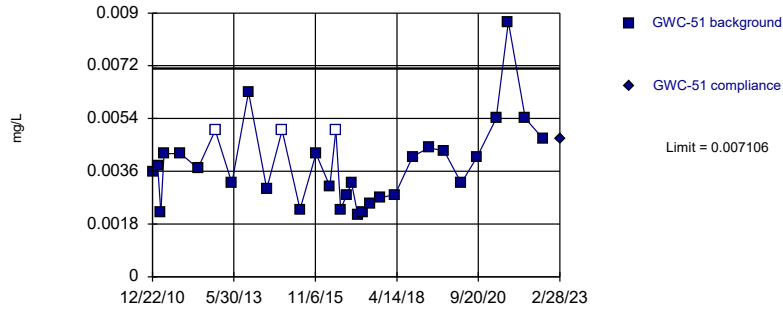


Non-parametric test used in lieu of parametric prediction limit because the Shapiro Wilk normality test showed the data to be non-normal at the 0.01 alpha level. Limit is highest of 32 background values. 6.25% NDs. Well-constituent pair annual alpha = 0.003603. Individual comparison alpha = 0.001803 (1 of 2).

Constituent: Chromium, Total Analysis Run 5/26/2023 1:45 PM View: Appendix I - Intrawell
Plant Scherer Client: Southern Company Data: Scherer PAC-CCR

Within Limit

Prediction Limit
Intrawell Parametric

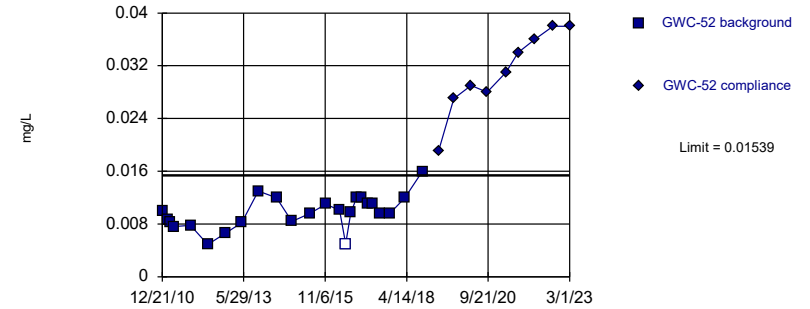


Background Data Summary (based on square root transformation): Mean=0.06127, Std. Dev.=0.01073, n=32, 9.375% NDs. Normality test: Shapiro Wilk @alpha = 0.01, calculated = 0.9466, critical = 0.904. Kappa = 2.146 (c=15, w=5, 1 of 2, event alpha = 0.05132). Report alpha = 0.0007022.

Constituent: Chromium, Total Analysis Run 5/26/2023 1:45 PM View: Appendix I - Intrawell
Plant Scherer Client: Southern Company Data: Scherer PAC-CCR

Exceeds Limit

Prediction Limit
Intrawell Parametric

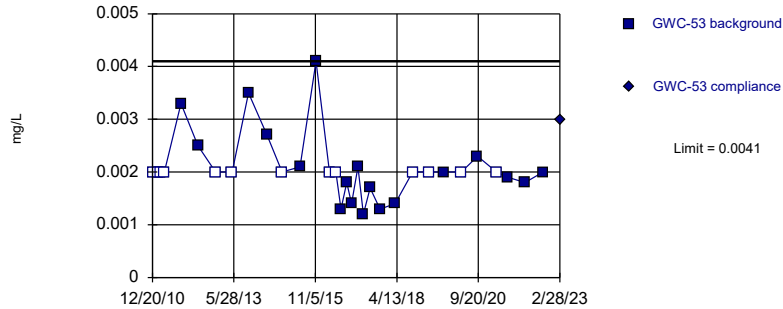


Background Data Summary: Mean=0.00975, Std. Dev.=0.002526, n=24, 4.167% NDs. Normality test: Shapiro Wilk @alpha = 0.01, calculated = 0.9716, critical = 0.884. Kappa = 2.232 (c=15, w=5, 1 of 2, event alpha = 0.05132). Report alpha = 0.0007022.

Constituent: Chromium, Total Analysis Run 5/26/2023 1:45 PM View: Appendix I - Intrawell
Plant Scherer Client: Southern Company Data: Scherer PAC-CCR

Within Limit

Prediction Limit
Intrawell Non-parametric

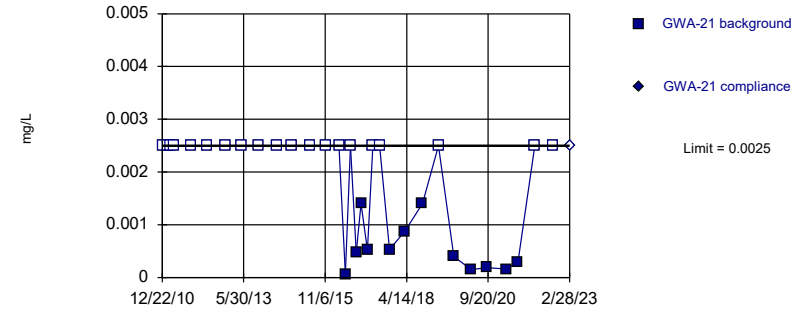


Non-parametric test used in lieu of parametric prediction limit because the Shapiro Wilk normality test showed the data to be non-normal at the 0.01 alpha level. Limit is highest of 32 background values. 40.63% NDs. Well-constituent pair annual alpha = 0.003603. Individual comparison alpha = 0.001803 (1 of 2).

Constituent: Chromium, Total Analysis Run 5/26/2023 1:45 PM View: Appendix I - Intrawell
Plant Scherer Client: Southern Company Data: Scherer PAC-CCR

Within Limit

Prediction Limit
Intrawell Non-parametric

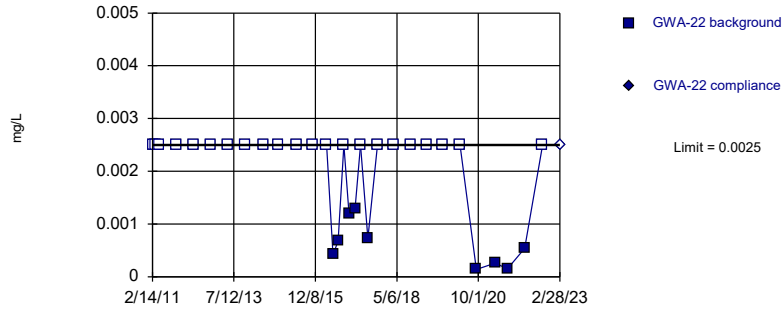


Non-parametric test used in lieu of parametric prediction limit because censored data exceeded 50%. Limit is highest of 32 background values. 62.5% NDs. Well-constituent pair annual alpha = 0.003603. Individual comparison alpha = 0.001803 (1 of 2).

Constituent: Cobalt, Total Analysis Run 5/26/2023 1:45 PM View: Appendix I - Intrawell
Plant Scherer Client: Southern Company Data: Scherer PAC-CCR

Within Limit

Prediction Limit
Intrawell Non-parametric

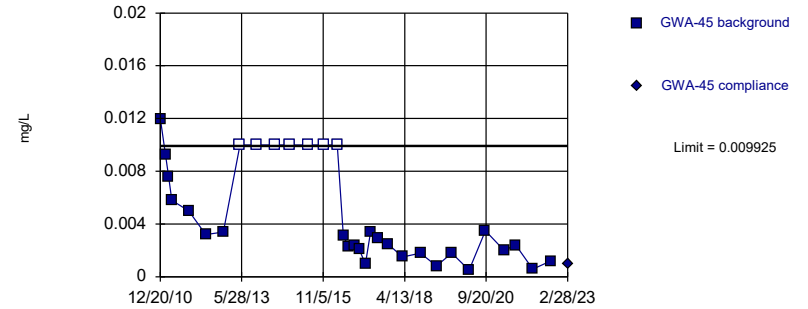


Non-parametric test used in lieu of parametric prediction limit because censored data exceeded 50%. Limit is highest of 31 background values. 70.97% NDs. Well-constituent pair annual alpha = 0.003807. Individual comparison alpha = 0.001905 (1 of 2).

Constituent: Cobalt, Total Analysis Run 5/26/2023 1:45 PM View: Appendix I - Intrawell
Plant Scherer Client: Southern Company Data: Scherer PAC-CCR

Within Limit

Prediction Limit
Intrawell Parametric

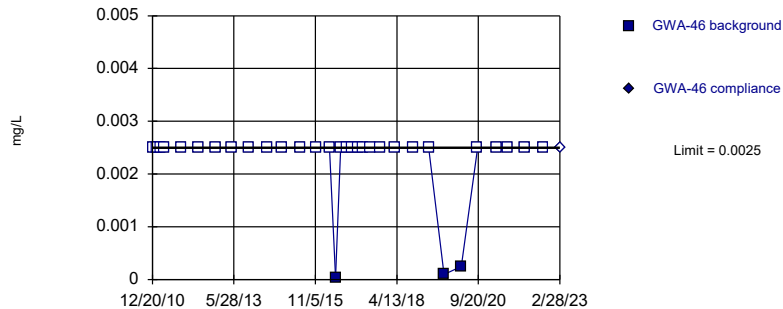


Background Data Summary (based on cube root transformation) (after Kaplan-Meier Adjustment): Mean=0.1351, Std. Dev.=0.03718, n=32, 21.88% NDs. Normality test: Shapiro Wilk @alpha = 0.01, calculated = 0.9071, critical = 0.904. Kappa = 2.146 (c=15, w=5, 1 of 2, event alpha = 0.05132). Report alpha = 0.0007022.

Constituent: Cobalt, Total Analysis Run 5/26/2023 1:45 PM View: Appendix I - Intrawell
Plant Scherer Client: Southern Company Data: Scherer PAC-CCR

Within Limit

Prediction Limit
Intrawell Non-parametric

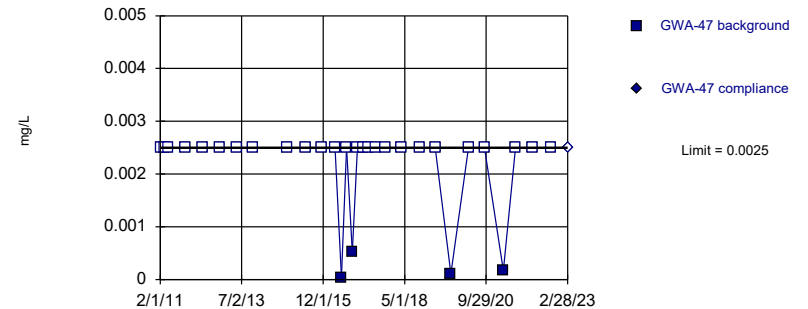


Non-parametric test used in lieu of parametric prediction limit because censored data exceeded 50%. Limit is highest of 32 background values. 90.63% NDs. Well-constituent pair annual alpha = 0.003603. Individual comparison alpha = 0.001803 (1 of 2).

Constituent: Cobalt, Total Analysis Run 5/26/2023 1:45 PM View: Appendix I - Intrawell
Plant Scherer Client: Southern Company Data: Scherer PAC-CCR

Within Limit

Prediction Limit
Intrawell Non-parametric

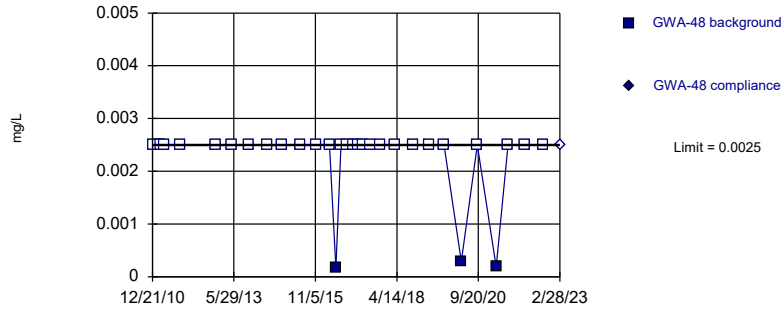


Non-parametric test used in lieu of parametric prediction limit because censored data exceeded 50%. Limit is highest of 30 background values. 86.67% NDs. Well-constituent pair annual alpha = 0.004011. Individual comparison alpha = 0.002008 (1 of 2).

Constituent: Cobalt, Total Analysis Run 5/26/2023 1:45 PM View: Appendix I - Intrawell
Plant Scherer Client: Southern Company Data: Scherer PAC-CCR

Within Limit

Prediction Limit
Intrawell Non-parametric

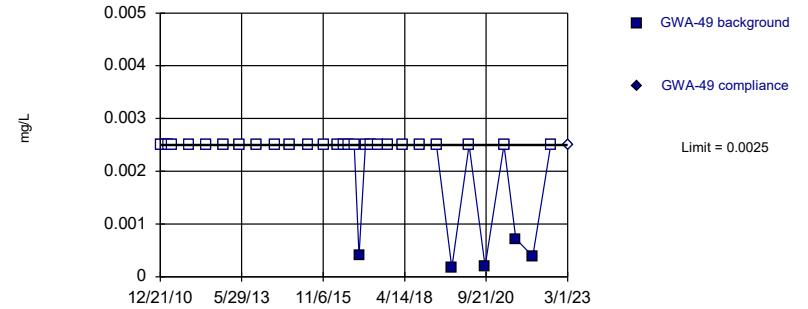


Non-parametric test used in lieu of parametric prediction limit because censored data exceeded 50%. Limit is highest of 31 background values. 90.32% NDs. Well-constituent pair annual alpha = 0.003807. Individual comparison alpha = 0.001905 (1 of 2).

Constituent: Cobalt, Total Analysis Run 5/26/2023 1:45 PM View: Appendix I - Intrawell
Plant Scherer Client: Southern Company Data: Scherer PAC-CCR

Within Limit

Prediction Limit
Intrawell Non-parametric

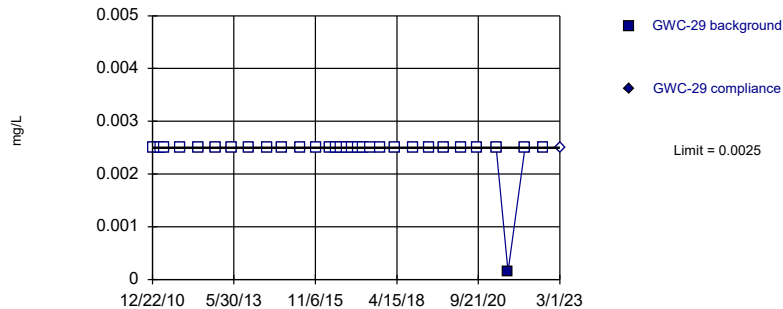


Non-parametric test used in lieu of parametric prediction limit because censored data exceeded 50%. Limit is highest of 32 background values. 84.38% NDs. Well-constituent pair annual alpha = 0.003603. Individual comparison alpha = 0.001803 (1 of 2).

Constituent: Cobalt, Total Analysis Run 5/26/2023 1:45 PM View: Appendix I - Intrawell
Plant Scherer Client: Southern Company Data: Scherer PAC-CCR

Within Limit

Prediction Limit
Intrawell Non-parametric

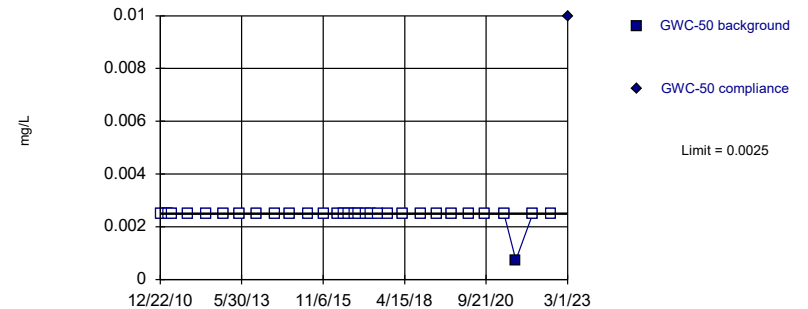


Non-parametric test used in lieu of parametric prediction limit because censored data exceeded 50%. Limit is highest of 32 background values. 96.88% NDs. Well-constituent pair annual alpha = 0.003603. Individual comparison alpha = 0.001803 (1 of 2).

Constituent: Cobalt, Total Analysis Run 5/26/2023 1:45 PM View: Appendix I - Intrawell
Plant Scherer Client: Southern Company Data: Scherer PAC-CCR

Exceeds Limit

Prediction Limit
Intrawell Non-parametric

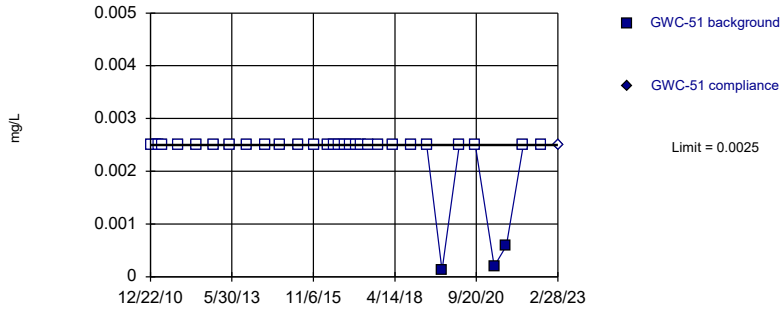


Non-parametric test used in lieu of parametric prediction limit because censored data exceeded 50%. Limit is highest of 32 background values. 96.88% NDs. Well-constituent pair annual alpha = 0.003603. Individual comparison alpha = 0.001803 (1 of 2).

Constituent: Cobalt, Total Analysis Run 5/26/2023 1:45 PM View: Appendix I - Intrawell
Plant Scherer Client: Southern Company Data: Scherer PAC-CCR

Within Limit

Prediction Limit
Intrawell Non-parametric

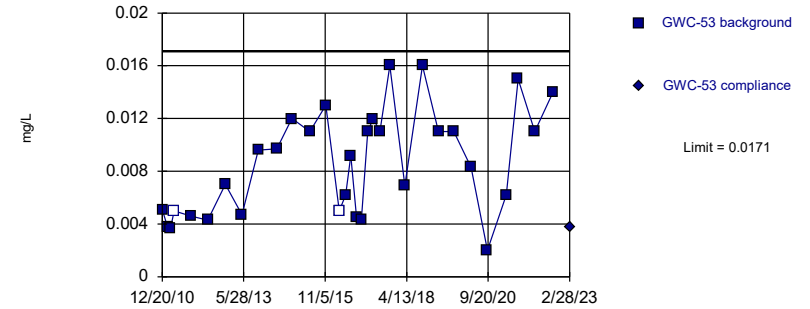


Non-parametric test used in lieu of parametric prediction limit because censored data exceeded 50%. Limit is highest of 32 background values. 90.63% NDs. Well-constituent pair annual alpha = 0.003603. Individual comparison alpha = 0.001803 (1 of 2).

Constituent: Cobalt, Total Analysis Run 5/26/2023 1:45 PM View: Appendix I - Intrawell
Plant Scherer Client: Southern Company Data: Scherer PAC-CCR

Within Limit

Prediction Limit
Intrawell Parametric

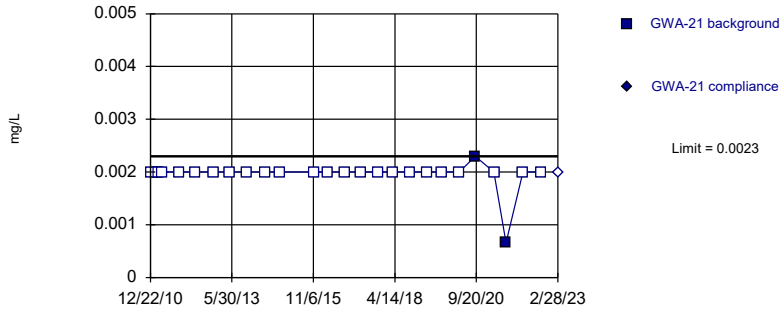


Background Data Summary: Mean=0.008566, Std. Dev.=0.003976, n=32, 6.25% NDs. Normality test: Shapiro Wilk @alpha = 0.01, calculated = 0.9316, critical = 0.904. Kappa = 2.146 (c=15, w=5, 1 of 2, event alpha = 0.05132). Report alpha = 0.0007022.

Constituent: Cobalt, Total Analysis Run 5/26/2023 1:45 PM View: Appendix I - Intrawell
Plant Scherer Client: Southern Company Data: Scherer PAC-CCR

Within Limit

Prediction Limit
Intrawell Non-parametric

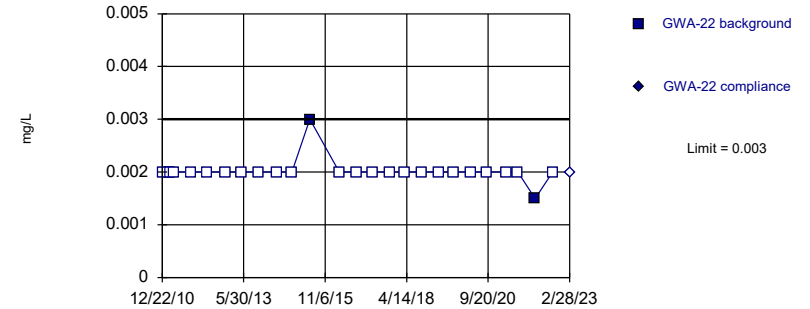


Non-parametric test used in lieu of parametric prediction limit because censored data exceeded 50%. Limit is highest of 26 background values. 92.31% NDs. Well-constituent pair annual alpha = 0.005327. Individual comparison alpha = 0.002667 (1 of 2).

Constituent: Copper, Total Analysis Run 5/26/2023 1:45 PM View: Appendix I - Intrawell
Plant Scherer Client: Southern Company Data: Scherer PAC-CCR

Within Limit

Prediction Limit
Intrawell Non-parametric

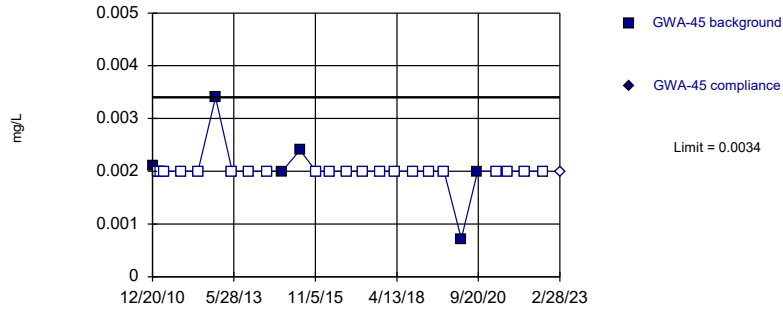


Non-parametric test used in lieu of parametric prediction limit because censored data exceeded 50%. Limit is highest of 26 background values. 92.31% NDs. Well-constituent pair annual alpha = 0.005327. Individual comparison alpha = 0.002667 (1 of 2).

Constituent: Copper, Total Analysis Run 5/26/2023 1:45 PM View: Appendix I - Intrawell
Plant Scherer Client: Southern Company Data: Scherer PAC-CCR

Within Limit

Prediction Limit
Intrawell Non-parametric

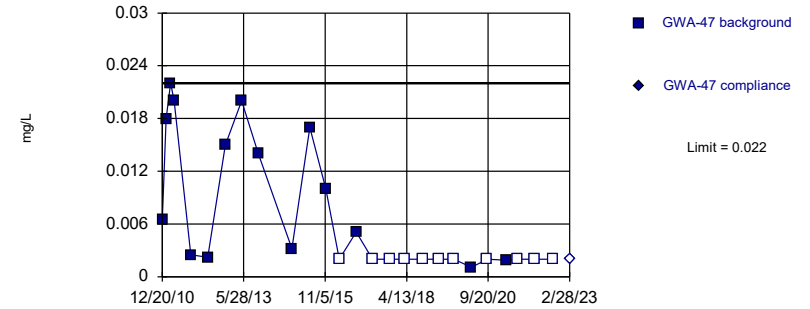


Non-parametric test used in lieu of parametric prediction limit because censored data exceeded 50%. Limit is highest of 27 background values. 77.78% NDs. Well-constituent pair annual alpha = 0.004998. Individual comparison alpha = 0.002502 (1 of 2).

Constituent: Copper, Total Analysis Run 5/26/2023 1:45 PM View: Appendix I - Intrawell
Plant Scherer Client: Southern Company Data: Scherer PAC-CCR

Within Limit

Prediction Limit
Intrawell Non-parametric

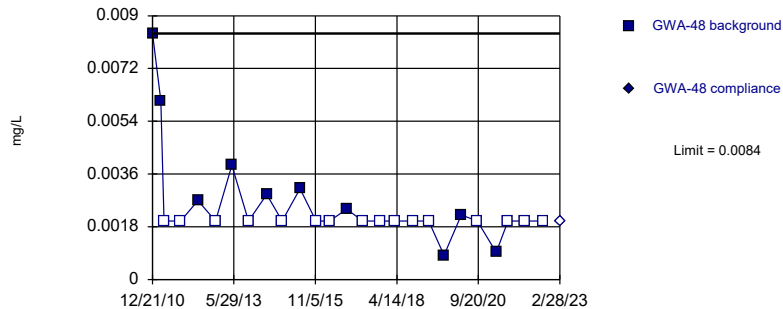


Non-parametric test used in lieu of parametric prediction limit because the Shapiro Wilk normality test showed the data to be non-normal at the 0.01 alpha level. Limit is highest of 26 background values. 42.31% NDs. Well-constituent pair annual alpha = 0.005327. Individual comparison alpha = 0.002667 (1 of 2).

Constituent: Copper, Total Analysis Run 5/26/2023 1:45 PM View: Appendix I - Intrawell
Plant Scherer Client: Southern Company Data: Scherer PAC-CCR

Within Limit

Prediction Limit
Intrawell Non-parametric

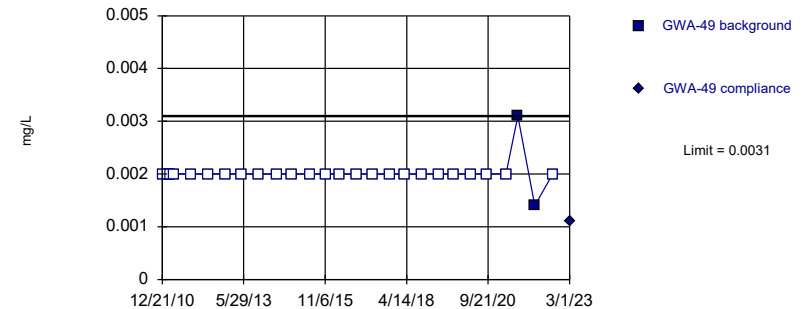


Non-parametric test used in lieu of parametric prediction limit because censored data exceeded 50%. Limit is highest of 26 background values. 61.54% NDs. Well-constituent pair annual alpha = 0.005327. Individual comparison alpha = 0.002667 (1 of 2).

Constituent: Copper, Total Analysis Run 5/26/2023 1:45 PM View: Appendix I - Intrawell
Plant Scherer Client: Southern Company Data: Scherer PAC-CCR

Within Limit

Prediction Limit
Intrawell Non-parametric

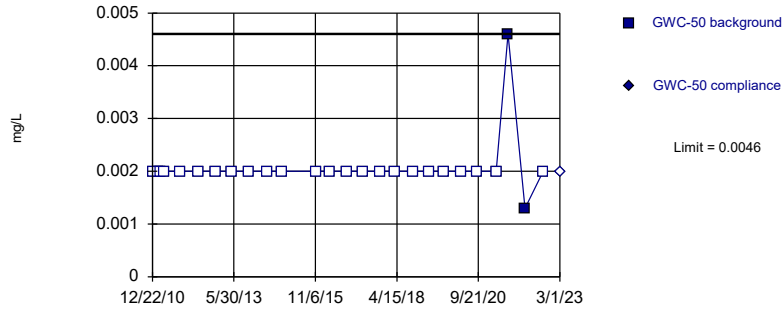


Non-parametric test used in lieu of parametric prediction limit because censored data exceeded 50%. Limit is highest of 27 background values. 92.59% NDs. Well-constituent pair annual alpha = 0.004998. Individual comparison alpha = 0.002502 (1 of 2).

Constituent: Copper, Total Analysis Run 5/26/2023 1:46 PM View: Appendix I - Intrawell
Plant Scherer Client: Southern Company Data: Scherer PAC-CCR

Within Limit

Prediction Limit
Intrawell Non-parametric

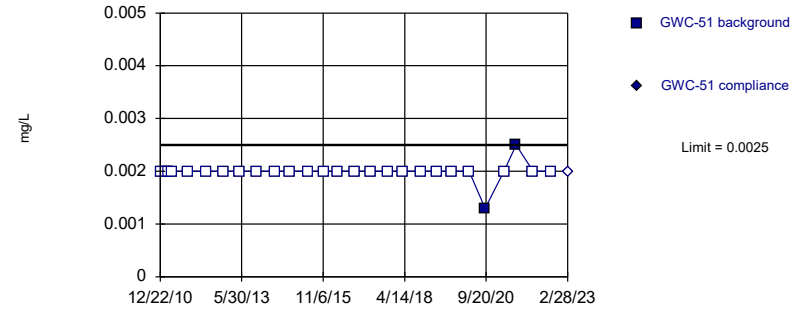


Non-parametric test used in lieu of parametric prediction limit because censored data exceeded 50%. Limit is highest of 26 background values. 92.31% NDs. Well-constituent pair annual alpha = 0.005327. Individual comparison alpha = 0.002667 (1 of 2).

Constituent: Copper, Total Analysis Run 5/26/2023 1:46 PM View: Appendix I - Intrawell
Plant Scherer Client: Southern Company Data: Scherer PAC-CCR

Within Limit

Prediction Limit
Intrawell Non-parametric

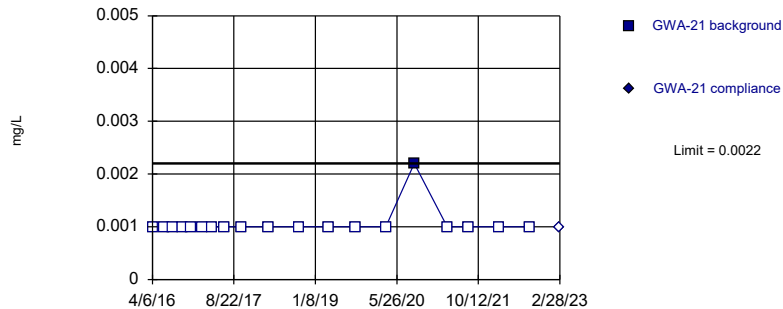


Non-parametric test used in lieu of parametric prediction limit because censored data exceeded 50%. Limit is highest of 27 background values. 92.59% NDs. Well-constituent pair annual alpha = 0.004998. Individual comparison alpha = 0.002502 (1 of 2).

Constituent: Copper, Total Analysis Run 5/26/2023 1:46 PM View: Appendix I - Intrawell
Plant Scherer Client: Southern Company Data: Scherer PAC-CCR

Within Limit

Prediction Limit
Intrawell Non-parametric

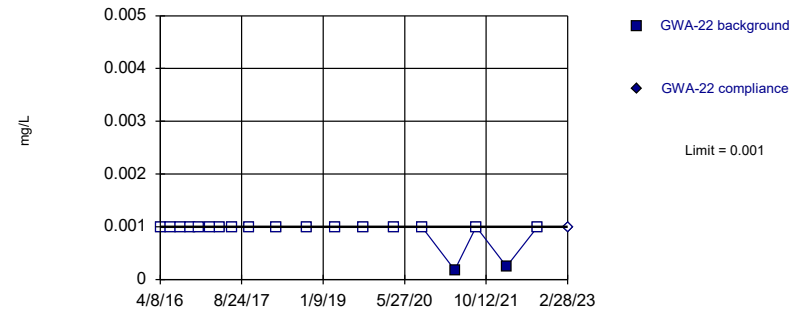


Non-parametric test used in lieu of parametric prediction limit because censored data exceeded 50%. Limit is highest of 19 background values. 94.74% NDs. Well-constituent pair annual alpha = 0.009641. Individual comparison alpha = 0.004832 (1 of 2).

Constituent: Lead, Total Analysis Run 5/26/2023 1:46 PM View: Appendix I - Intrawell
Plant Scherer Client: Southern Company Data: Scherer PAC-CCR

Within Limit

Prediction Limit
Intrawell Non-parametric

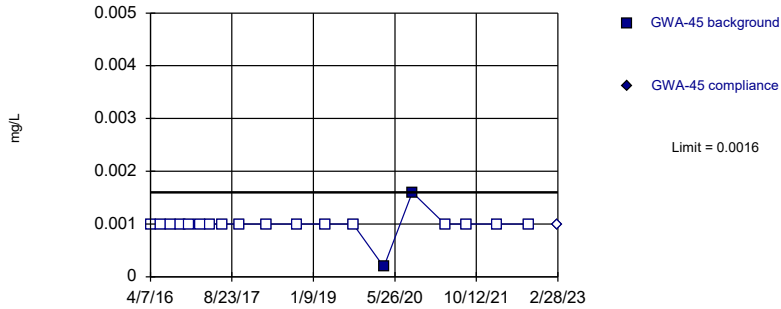


Non-parametric test used in lieu of parametric prediction limit because censored data exceeded 50%. Limit is highest of 19 background values. 89.47% NDs. Well-constituent pair annual alpha = 0.009641. Individual comparison alpha = 0.004832 (1 of 2).

Constituent: Lead, Total Analysis Run 5/26/2023 1:46 PM View: Appendix I - Intrawell
Plant Scherer Client: Southern Company Data: Scherer PAC-CCR

Within Limit

Prediction Limit
Intrawell Non-parametric

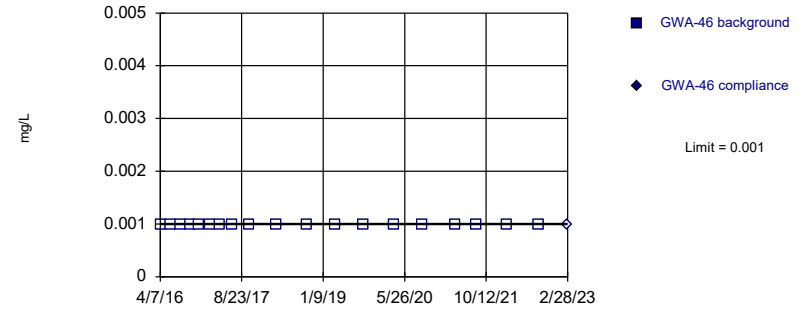


Non-parametric test used in lieu of parametric prediction limit because censored data exceeded 50%. Limit is highest of 19 background values. 89.47% NDs. Well-constituent pair annual alpha = 0.009641. Individual comparison alpha = 0.004832 (1 of 2).

Constituent: Lead, Total Analysis Run 5/26/2023 1:46 PM View: Appendix I - Intrawell
Plant Scherer Client: Southern Company Data: Scherer PAC-CCR

Within Limit

Prediction Limit
Intrawell Non-parametric

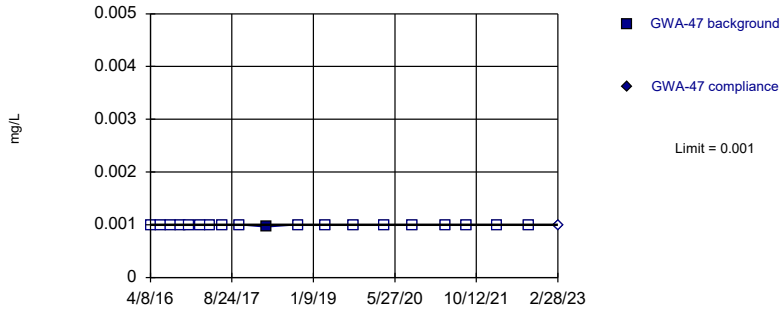


Non-parametric test used in lieu of parametric prediction limit because censored data exceeded 50%. All background values (n = 19) were censored; limit is most recent reporting limit. Well-constituent pair annual alpha = 0.009641. Individual comparison alpha = 0.004832 (1 of 2).

Constituent: Lead, Total Analysis Run 5/26/2023 1:46 PM View: Appendix I - Intrawell
Plant Scherer Client: Southern Company Data: Scherer PAC-CCR

Within Limit

Prediction Limit
Intrawell Non-parametric

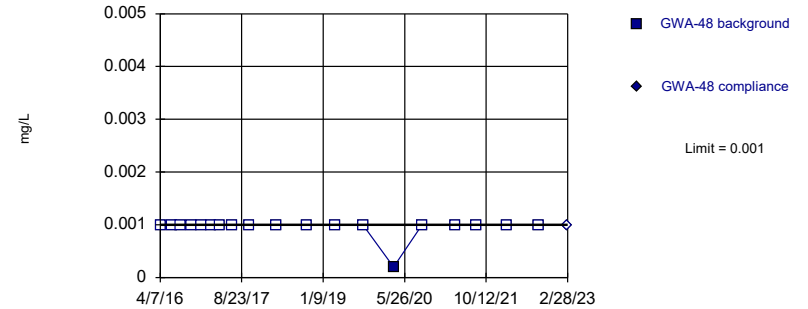


Non-parametric test used in lieu of parametric prediction limit because censored data exceeded 50%. Limit is highest of 19 background values. 94.74% NDs. Well-constituent pair annual alpha = 0.009641. Individual comparison alpha = 0.004832 (1 of 2).

Constituent: Lead, Total Analysis Run 5/26/2023 1:46 PM View: Appendix I - Intrawell
Plant Scherer Client: Southern Company Data: Scherer PAC-CCR

Within Limit

Prediction Limit
Intrawell Non-parametric

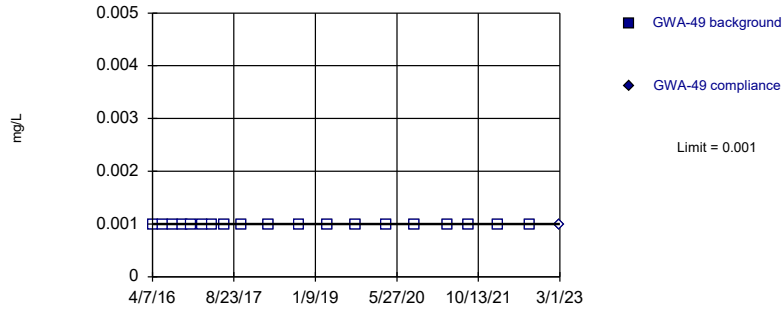


Non-parametric test used in lieu of parametric prediction limit because censored data exceeded 50%. Limit is highest of 19 background values. 94.74% NDs. Well-constituent pair annual alpha = 0.009641. Individual comparison alpha = 0.004832 (1 of 2).

Constituent: Lead, Total Analysis Run 5/26/2023 1:46 PM View: Appendix I - Intrawell
Plant Scherer Client: Southern Company Data: Scherer PAC-CCR

Within Limit

Prediction Limit
Intrawell Non-parametric

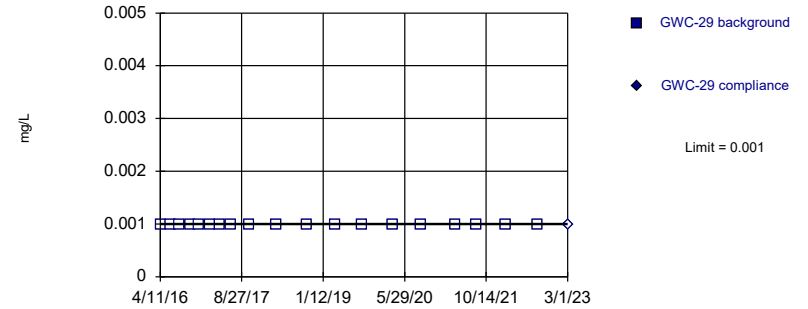


Non-parametric test used in lieu of parametric prediction limit because censored data exceeded 50%. All background values (n = 19) were censored; limit is most recent reporting limit. Well-constituent pair annual alpha = 0.009641. Individual comparison alpha = 0.004832 (1 of 2).

Constituent: Lead, Total Analysis Run 5/26/2023 1:46 PM View: Appendix I - Intrawell
Plant Scherer Client: Southern Company Data: Scherer PAC-CCR

Within Limit

Prediction Limit
Intrawell Non-parametric

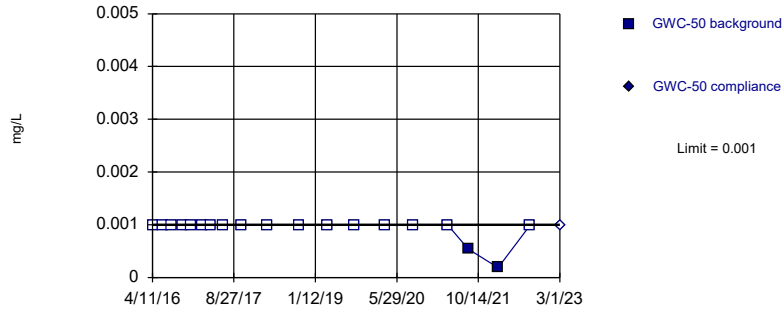


Non-parametric test used in lieu of parametric prediction limit because censored data exceeded 50%. All background values (n = 19) were censored; limit is most recent reporting limit. Well-constituent pair annual alpha = 0.009641. Individual comparison alpha = 0.004832 (1 of 2).

Constituent: Lead, Total Analysis Run 5/26/2023 1:46 PM View: Appendix I - Intrawell
Plant Scherer Client: Southern Company Data: Scherer PAC-CCR

Within Limit

Prediction Limit
Intrawell Non-parametric

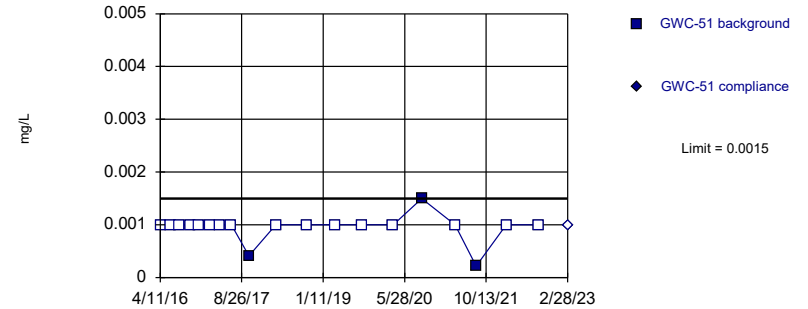


Non-parametric test used in lieu of parametric prediction limit because censored data exceeded 50%. Limit is highest of 19 background values. 89.47% NDs. Well-constituent pair annual alpha = 0.009641. Individual comparison alpha = 0.004832 (1 of 2).

Constituent: Lead, Total Analysis Run 5/26/2023 1:46 PM View: Appendix I - Intrawell
Plant Scherer Client: Southern Company Data: Scherer PAC-CCR

Within Limit

Prediction Limit
Intrawell Non-parametric

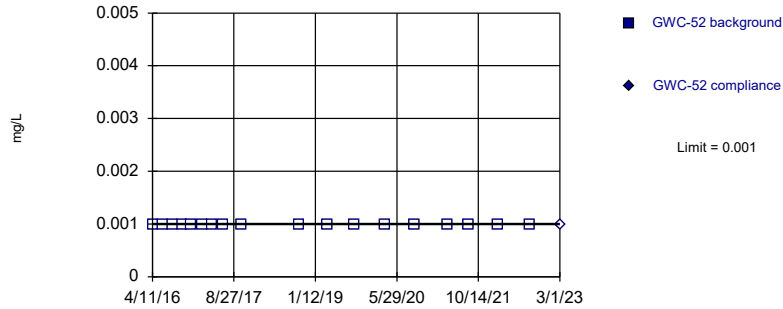


Non-parametric test used in lieu of parametric prediction limit because censored data exceeded 50%. Limit is highest of 19 background values. 84.21% NDs. Well-constituent pair annual alpha = 0.009641. Individual comparison alpha = 0.004832 (1 of 2).

Constituent: Lead, Total Analysis Run 5/26/2023 1:46 PM View: Appendix I - Intrawell
Plant Scherer Client: Southern Company Data: Scherer PAC-CCR

Within Limit

Prediction Limit
Intrawell Non-parametric

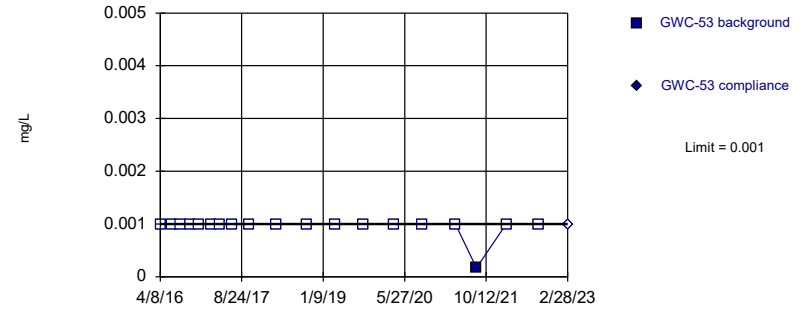


Non-parametric test used in lieu of parametric prediction limit because censored data exceeded 50%. All background values (n = 18) were censored; limit is most recent reporting limit. Well-constituent pair annual alpha = 0.01072. Individual comparison alpha = 0.005373 (1 of 2).

Constituent: Lead, Total Analysis Run 5/26/2023 1:46 PM View: Appendix I - Intrawell
Plant Scherer Client: Southern Company Data: Scherer PAC-CCR

Within Limit

Prediction Limit
Intrawell Non-parametric

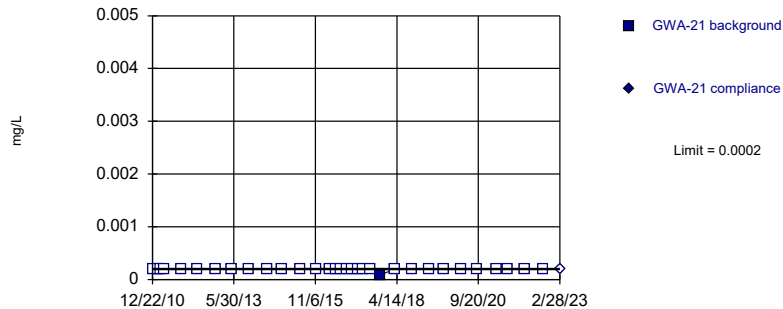


Non-parametric test used in lieu of parametric prediction limit because censored data exceeded 50%. Limit is highest of 19 background values. 94.74% NDs. Well-constituent pair annual alpha = 0.009641. Individual comparison alpha = 0.004832 (1 of 2).

Constituent: Lead, Total Analysis Run 5/26/2023 1:46 PM View: Appendix I - Intrawell
Plant Scherer Client: Southern Company Data: Scherer PAC-CCR

Within Limit

Prediction Limit
Intrawell Non-parametric

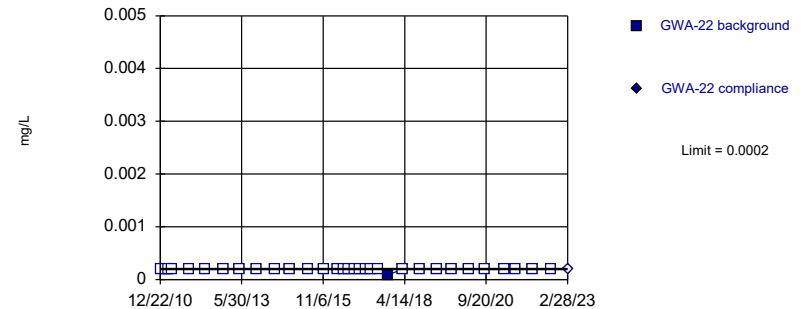


Non-parametric test used in lieu of parametric prediction limit because censored data exceeded 50%. Limit is highest of 32 background values. 96.88% NDs. Well-constituent pair annual alpha = 0.003603. Individual comparison alpha = 0.001803 (1 of 2).

Constituent: Mercury, Total Analysis Run 5/26/2023 1:46 PM View: Appendix I - Intrawell
Plant Scherer Client: Southern Company Data: Scherer PAC-CCR

Within Limit

Prediction Limit
Intrawell Non-parametric

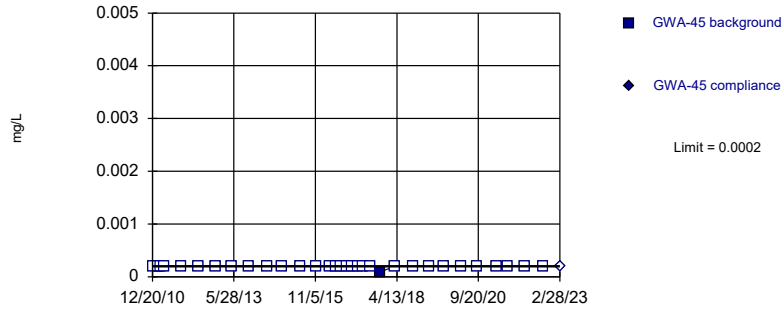


Non-parametric test used in lieu of parametric prediction limit because censored data exceeded 50%. Limit is highest of 32 background values. 96.88% NDs. Well-constituent pair annual alpha = 0.003603. Individual comparison alpha = 0.001803 (1 of 2).

Constituent: Mercury, Total Analysis Run 5/26/2023 1:46 PM View: Appendix I - Intrawell
Plant Scherer Client: Southern Company Data: Scherer PAC-CCR

Within Limit

Prediction Limit Intrawell Non-parametric

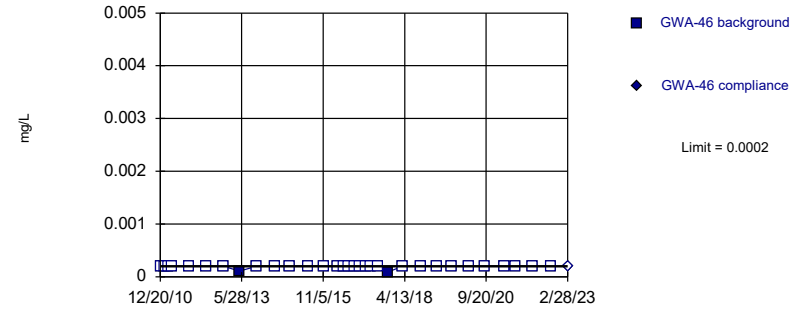


Non-parametric test used in lieu of parametric prediction limit because censored data exceeded 50%. Limit is highest of 32 background values. 96.88% NDs. Well-constituent pair annual alpha = 0.003603. Individual comparison alpha = 0.001803 (1 of 2).

Constituent: Mercury, Total Analysis Run 5/26/2023 1:46 PM View: Appendix I - Intrawell
Plant Scherer Client: Southern Company Data: Scherer PAC-CCR

Within Limit

Prediction Limit Intrawell Non-parametric

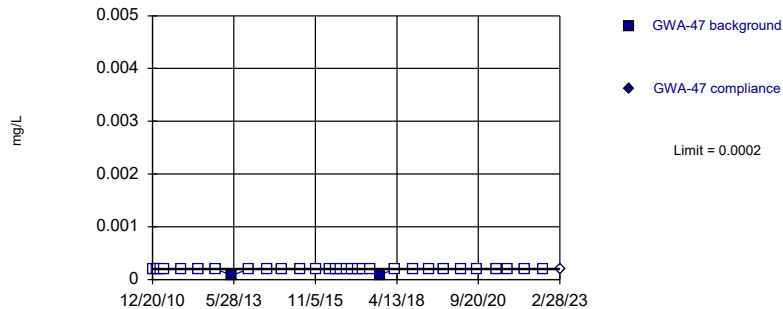


Non-parametric test used in lieu of parametric prediction limit because censored data exceeded 50%. Limit is highest of 32 background values. 93.75% NDs. Well-constituent pair annual alpha = 0.003603. Individual comparison alpha = 0.001803 (1 of 2).

Constituent: Mercury, Total Analysis Run 5/26/2023 1:46 PM View: Appendix I - Intrawell
Plant Scherer Client: Southern Company Data: Scherer PAC-CCR

Within Limit

Prediction Limit Intrawell Non-parametric

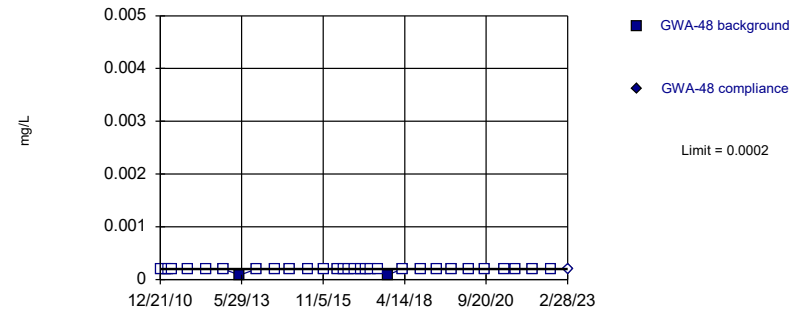


Non-parametric test used in lieu of parametric prediction limit because censored data exceeded 50%. Limit is highest of 32 background values. 93.75% NDs. Well-constituent pair annual alpha = 0.003603. Individual comparison alpha = 0.001803 (1 of 2).

Constituent: Mercury, Total Analysis Run 5/26/2023 1:46 PM View: Appendix I - Intrawell
Plant Scherer Client: Southern Company Data: Scherer PAC-CCR

Within Limit

Prediction Limit Intrawell Non-parametric

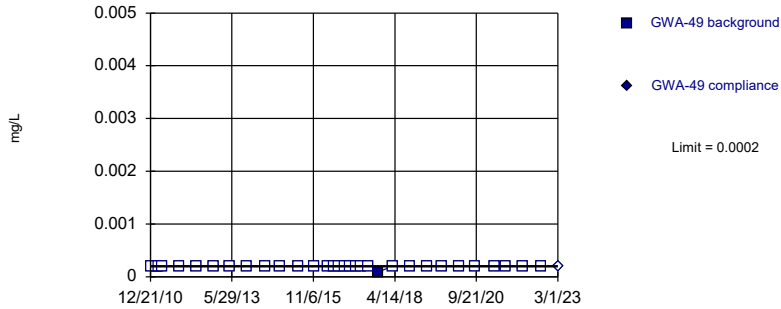


Non-parametric test used in lieu of parametric prediction limit because censored data exceeded 50%. Limit is highest of 32 background values. 93.75% NDs. Well-constituent pair annual alpha = 0.003603. Individual comparison alpha = 0.001803 (1 of 2).

Constituent: Mercury, Total Analysis Run 5/26/2023 1:46 PM View: Appendix I - Intrawell
Plant Scherer Client: Southern Company Data: Scherer PAC-CCR

Within Limit

Prediction Limit Intrawell Non-parametric

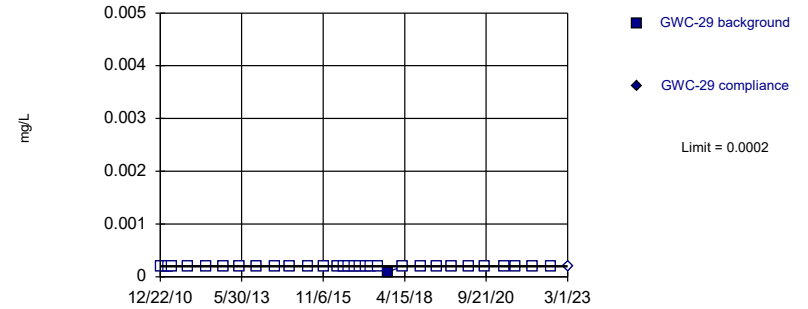


Non-parametric test used in lieu of parametric prediction limit because censored data exceeded 50%. Limit is highest of 32 background values. 96.88% NDs. Well-constituent pair annual alpha = 0.003603. Individual comparison alpha = 0.001803 (1 of 2).

Constituent: Mercury, Total Analysis Run 5/26/2023 1:46 PM View: Appendix I - Intrawell
Plant Scherer Client: Southern Company Data: Scherer PAC-CCR

Within Limit

Prediction Limit Intrawell Non-parametric

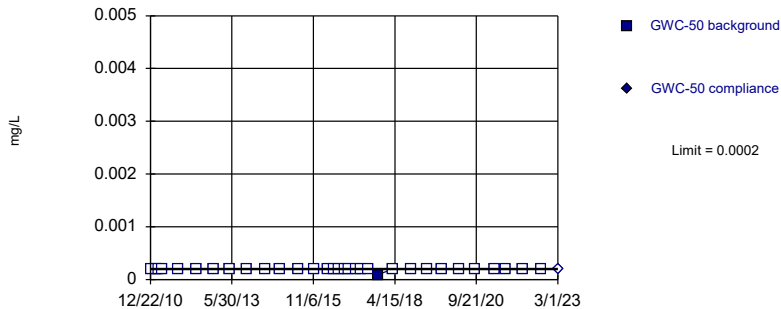


Non-parametric test used in lieu of parametric prediction limit because censored data exceeded 50%. Limit is highest of 32 background values. 96.88% NDs. Well-constituent pair annual alpha = 0.003603. Individual comparison alpha = 0.001803 (1 of 2).

Constituent: Mercury, Total Analysis Run 5/26/2023 1:46 PM View: Appendix I - Intrawell
Plant Scherer Client: Southern Company Data: Scherer PAC-CCR

Within Limit

Prediction Limit Intrawell Non-parametric

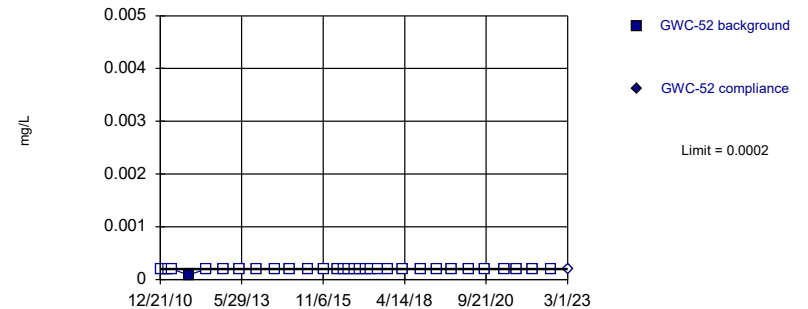


Non-parametric test used in lieu of parametric prediction limit because censored data exceeded 50%. Limit is highest of 32 background values. 96.88% NDs. Well-constituent pair annual alpha = 0.003603. Individual comparison alpha = 0.001803 (1 of 2).

Constituent: Mercury, Total Analysis Run 5/26/2023 1:46 PM View: Appendix I - Intrawell
Plant Scherer Client: Southern Company Data: Scherer PAC-CCR

Within Limit

Prediction Limit Intrawell Non-parametric

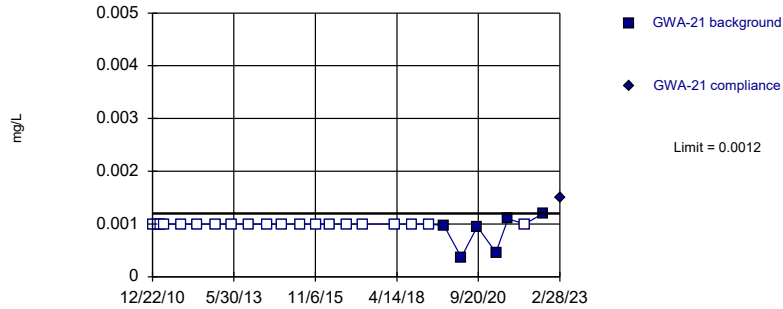


Non-parametric test used in lieu of parametric prediction limit because censored data exceeded 50%. Limit is highest of 32 background values. 96.88% NDs. Well-constituent pair annual alpha = 0.003603. Individual comparison alpha = 0.001803 (1 of 2).

Constituent: Mercury, Total Analysis Run 5/26/2023 1:46 PM View: Appendix I - Intrawell
Plant Scherer Client: Southern Company Data: Scherer PAC-CCR

Exceeds Limit

Prediction Limit
Intrawell Non-parametric

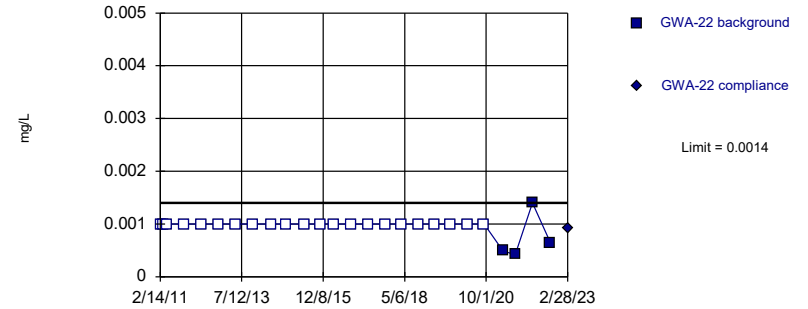


Non-parametric test used in lieu of parametric prediction limit because censored data exceeded 50%. Limit is highest of 26 background values. 76.92% NDs. Well-constituent pair annual alpha = 0.005327. Individual comparison alpha = 0.002667 (1 of 2).

Constituent: Nickel, Total Analysis Run 5/26/2023 1:46 PM View: Appendix I - Intrawell
Plant Scherer Client: Southern Company Data: Scherer PAC-CCR

Within Limit

Prediction Limit
Intrawell Non-parametric

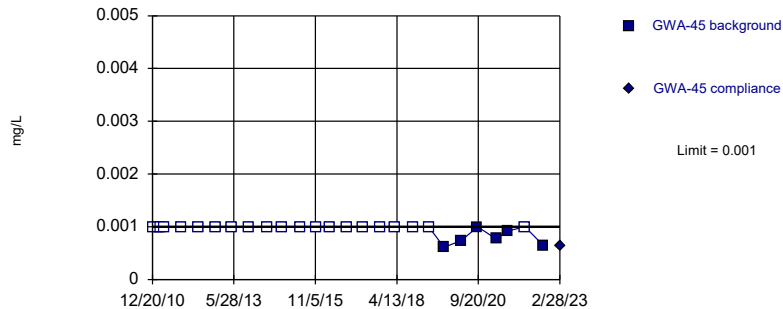


Non-parametric test used in lieu of parametric prediction limit because censored data exceeded 50%. Limit is highest of 26 background values. 84.62% NDs. Well-constituent pair annual alpha = 0.005327. Individual comparison alpha = 0.002667 (1 of 2).

Constituent: Nickel, Total Analysis Run 5/26/2023 1:46 PM View: Appendix I - Intrawell
Plant Scherer Client: Southern Company Data: Scherer PAC-CCR

Within Limit

Prediction Limit
Intrawell Non-parametric

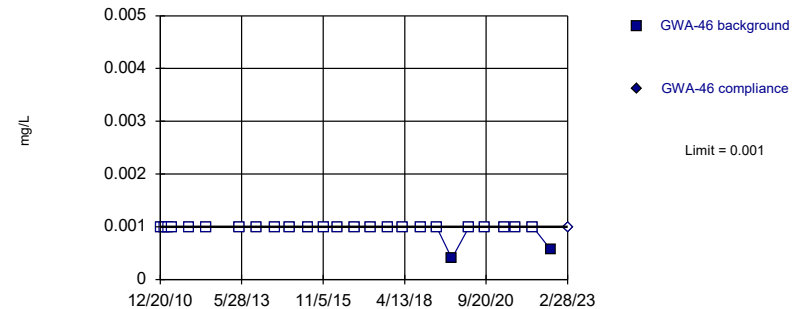


Non-parametric test used in lieu of parametric prediction limit because censored data exceeded 50%. Limit is highest of 27 background values. 77.78% NDs. Well-constituent pair annual alpha = 0.004998. Individual comparison alpha = 0.002502 (1 of 2).

Constituent: Nickel, Total Analysis Run 5/26/2023 1:46 PM View: Appendix I - Intrawell
Plant Scherer Client: Southern Company Data: Scherer PAC-CCR

Within Limit

Prediction Limit
Intrawell Non-parametric

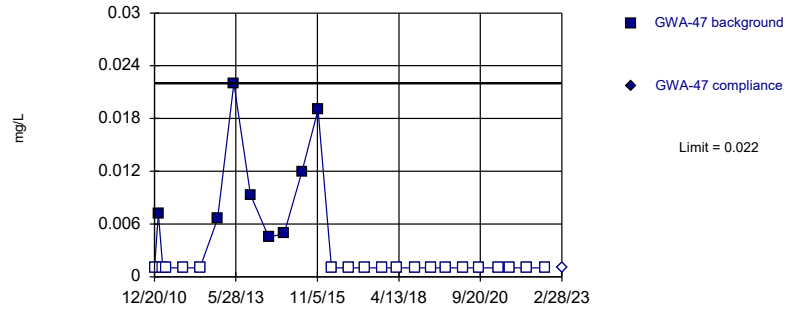


Non-parametric test used in lieu of parametric prediction limit because censored data exceeded 50%. Limit is highest of 26 background values. 92.31% NDs. Well-constituent pair annual alpha = 0.005327. Individual comparison alpha = 0.002667 (1 of 2).

Constituent: Nickel, Total Analysis Run 5/26/2023 1:46 PM View: Appendix I - Intrawell
Plant Scherer Client: Southern Company Data: Scherer PAC-CCR

Within Limit

Prediction Limit
Intrawell Non-parametric

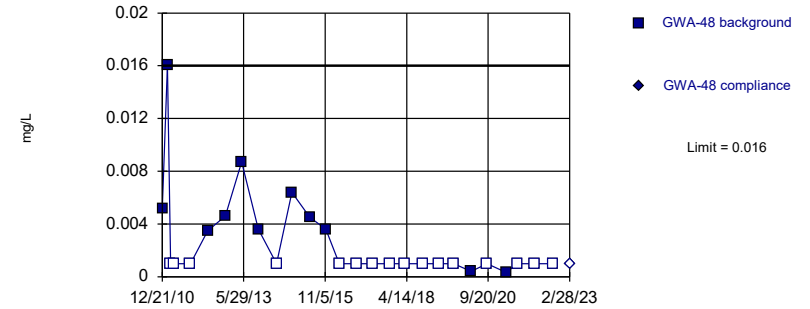


Non-parametric test used in lieu of parametric prediction limit because censored data exceeded 50%. Limit is highest of 27 background values. 70.37% NDs. Well-constituent pair annual alpha = 0.004998. Individual comparison alpha = 0.002502 (1 of 2).

Constituent: Nickel, Total Analysis Run 5/26/2023 1:46 PM View: Appendix I - Intrawell
Plant Scherer Client: Southern Company Data: Scherer PAC-CCR

Within Limit

Prediction Limit
Intrawell Non-parametric

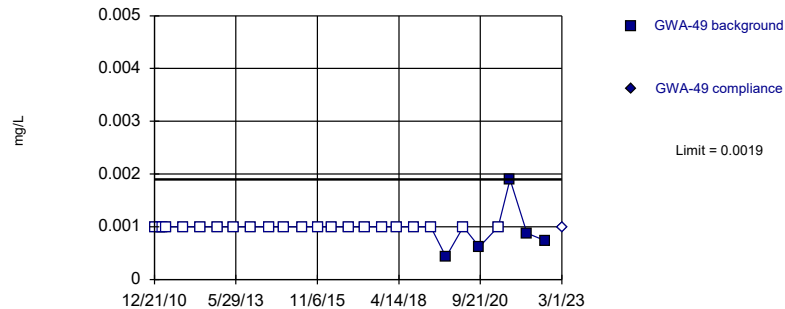


Non-parametric test used in lieu of parametric prediction limit because censored data exceeded 50%. Limit is highest of 27 background values. 59.26% NDs. Well-constituent pair annual alpha = 0.004998. Individual comparison alpha = 0.002502 (1 of 2).

Constituent: Nickel, Total Analysis Run 5/26/2023 1:46 PM View: Appendix I - Intrawell
Plant Scherer Client: Southern Company Data: Scherer PAC-CCR

Within Limit

Prediction Limit
Intrawell Non-parametric

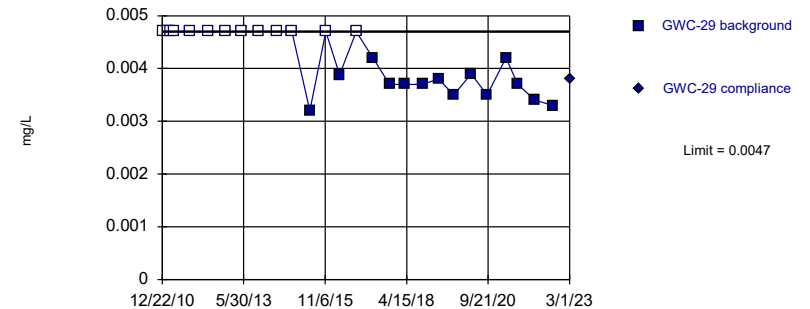


Non-parametric test used in lieu of parametric prediction limit because censored data exceeded 50%. Limit is highest of 27 background values. 81.48% NDs. Well-constituent pair annual alpha = 0.004998. Individual comparison alpha = 0.002502 (1 of 2).

Constituent: Nickel, Total Analysis Run 5/26/2023 1:46 PM View: Appendix I - Intrawell
Plant Scherer Client: Southern Company Data: Scherer PAC-CCR

Within Limit

Prediction Limit
Intrawell Non-parametric

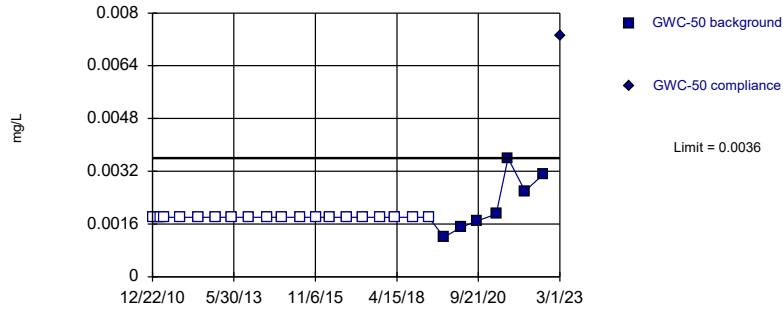


Non-parametric test used in lieu of parametric prediction limit because the Shapiro Wilk normality test showed the data to be non-normal at the 0.01 alpha level. Limit is highest of 27 background values. 48.15% NDs. Well-constituent pair annual alpha = 0.004998. Individual comparison alpha = 0.002502 (1 of 2).

Constituent: Nickel, Total Analysis Run 5/26/2023 1:46 PM View: Appendix I - Intrawell
Plant Scherer Client: Southern Company Data: Scherer PAC-CCR

Exceeds Limit

Prediction Limit
Intrawell Non-parametric

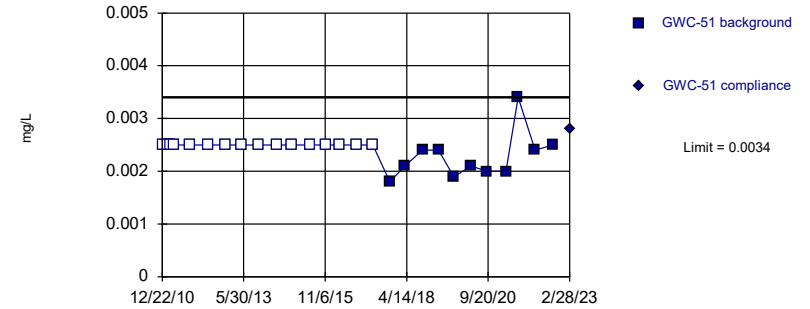


Non-parametric test used in lieu of parametric prediction limit because censored data exceeded 50%. Limit is highest of 27 background values. 74.07% NDs. Well-constituent pair annual alpha = 0.004998. Individual comparison alpha = 0.002502 (1 of 2).

Constituent: Nickel, Total Analysis Run 5/26/2023 1:46 PM View: Appendix I - Intrawell
Plant Scherer Client: Southern Company Data: Scherer PAC-CCR

Within Limit

Prediction Limit
Intrawell Non-parametric

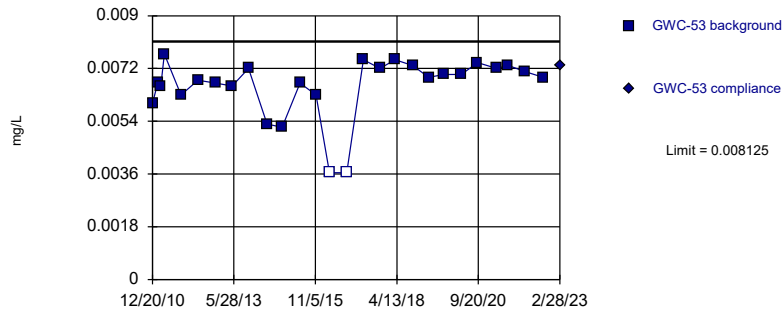


Non-parametric test used in lieu of parametric prediction limit because censored data exceeded 50%. Limit is highest of 27 background values. 59.26% NDs. Well-constituent pair annual alpha = 0.004998. Individual comparison alpha = 0.002502 (1 of 2).

Constituent: Nickel, Total Analysis Run 5/26/2023 1:46 PM View: Appendix I - Intrawell
Plant Scherer Client: Southern Company Data: Scherer PAC-CCR

Within Limit

Prediction Limit
Intrawell Parametric

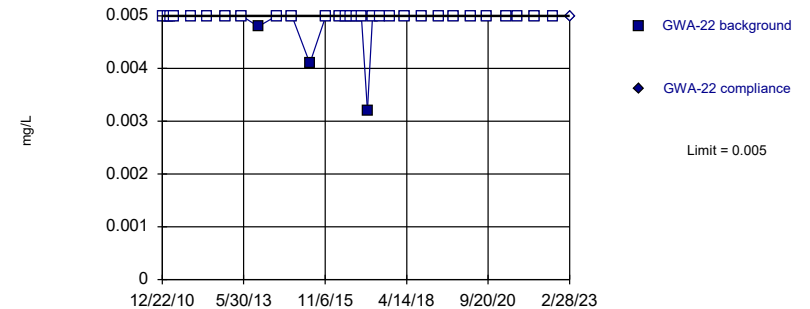


Background Data Summary (based on cube transformation): Mean=3.0e-7, Std. Dev.=1.1e-7, n=27, 7.407% NDs. Normality test: Shapiro Wilk @alpha = 0.01, calculated = 0.8997, critical = 0.894. Kappa = 2.193 (c=15, w=5, 1 of 2, event alpha = 0.05132). Report alpha = 0.0007022.

Constituent: Nickel, Total Analysis Run 5/26/2023 1:46 PM View: Appendix I - Intrawell
Plant Scherer Client: Southern Company Data: Scherer PAC-CCR

Within Limit

Prediction Limit
Intrawell Non-parametric

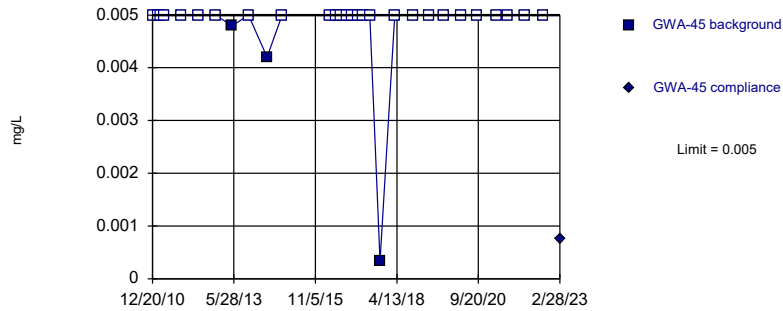


Non-parametric test used in lieu of parametric prediction limit because censored data exceeded 50%. Limit is highest of 32 background values. 90.63% NDs. Well-constituent pair annual alpha = 0.003603. Individual comparison alpha = 0.001803 (1 of 2).

Constituent: Selenium, Total Analysis Run 5/26/2023 1:46 PM View: Appendix I - Intrawell
Plant Scherer Client: Southern Company Data: Scherer PAC-CCR

Within Limit

Prediction Limit
Intrawell Non-parametric

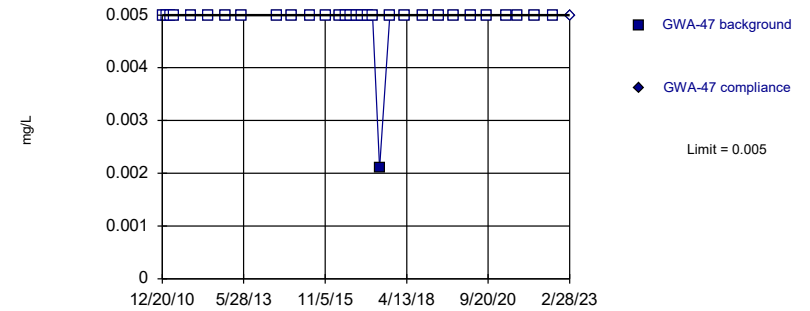


Non-parametric test used in lieu of parametric prediction limit because censored data exceeded 50%. Limit is highest of 30 background values. 90% NDs. Well-constituent pair annual alpha = 0.004011. Individual comparison alpha = 0.002008 (1 of 2).

Constituent: Selenium, Total Analysis Run 5/26/2023 1:46 PM View: Appendix I - Intrawell
Plant Scherer Client: Southern Company Data: Scherer PAC-CCR

Within Limit

Prediction Limit
Intrawell Non-parametric

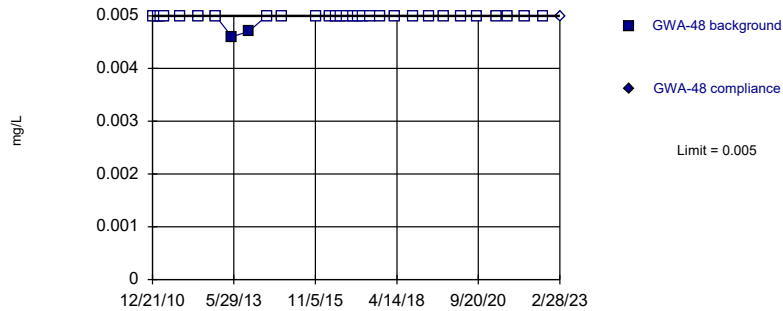


Non-parametric test used in lieu of parametric prediction limit because censored data exceeded 50%. Limit is highest of 31 background values. 96.77% NDs. Well-constituent pair annual alpha = 0.003807. Individual comparison alpha = 0.001905 (1 of 2).

Constituent: Selenium, Total Analysis Run 5/26/2023 1:46 PM View: Appendix I - Intrawell
Plant Scherer Client: Southern Company Data: Scherer PAC-CCR

Within Limit

Prediction Limit
Intrawell Non-parametric

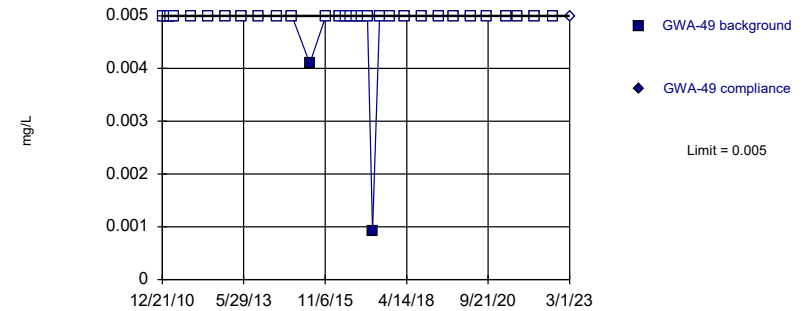


Non-parametric test used in lieu of parametric prediction limit because censored data exceeded 50%. Limit is highest of 31 background values. 93.55% NDs. Well-constituent pair annual alpha = 0.003807. Individual comparison alpha = 0.001905 (1 of 2).

Constituent: Selenium, Total Analysis Run 5/26/2023 1:46 PM View: Appendix I - Intrawell
Plant Scherer Client: Southern Company Data: Scherer PAC-CCR

Within Limit

Prediction Limit
Intrawell Non-parametric

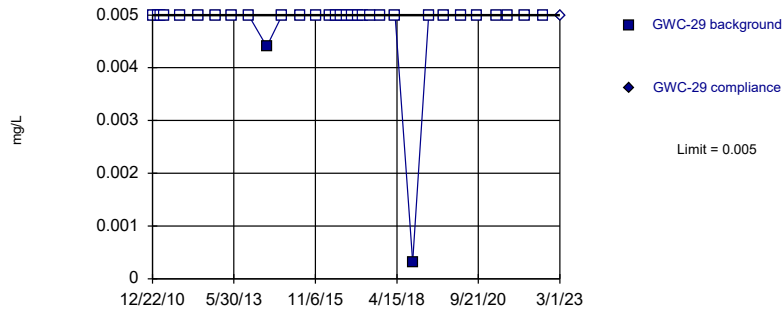


Non-parametric test used in lieu of parametric prediction limit because censored data exceeded 50%. Limit is highest of 32 background values. 93.75% NDs. Well-constituent pair annual alpha = 0.003603. Individual comparison alpha = 0.001803 (1 of 2).

Constituent: Selenium, Total Analysis Run 5/26/2023 1:46 PM View: Appendix I - Intrawell
Plant Scherer Client: Southern Company Data: Scherer PAC-CCR

Within Limit

Prediction Limit Intrawell Non-parametric

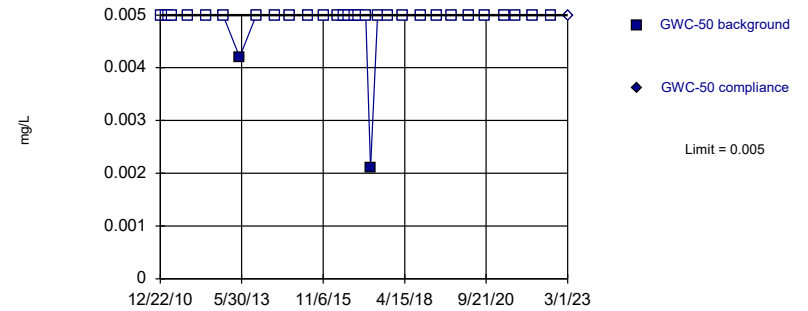


Non-parametric test used in lieu of parametric prediction limit because censored data exceeded 50%. Limit is highest of 32 background values. 93.75% NDs. Well-constituent pair annual alpha = 0.003603. Individual comparison alpha = 0.001803 (1 of 2).

Constituent: Selenium, Total Analysis Run 5/26/2023 1:46 PM View: Appendix I - Intrawell
Plant Scherer Client: Southern Company Data: Scherer PAC-CCR

Within Limit

Prediction Limit Intrawell Non-parametric

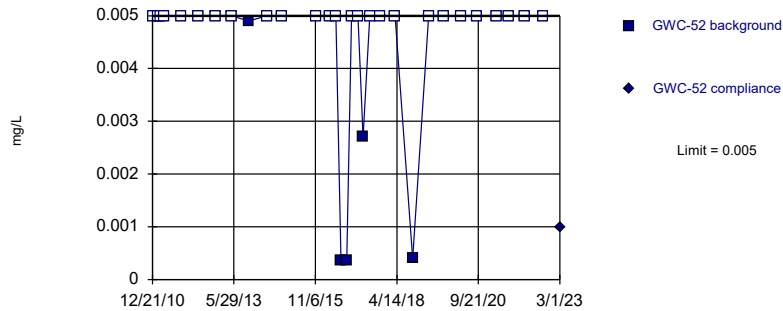


Non-parametric test used in lieu of parametric prediction limit because censored data exceeded 50%. Limit is highest of 32 background values. 93.75% NDs. Well-constituent pair annual alpha = 0.003603. Individual comparison alpha = 0.001803 (1 of 2).

Constituent: Selenium, Total Analysis Run 5/26/2023 1:46 PM View: Appendix I - Intrawell
Plant Scherer Client: Southern Company Data: Scherer PAC-CCR

Within Limit

Prediction Limit Intrawell Non-parametric

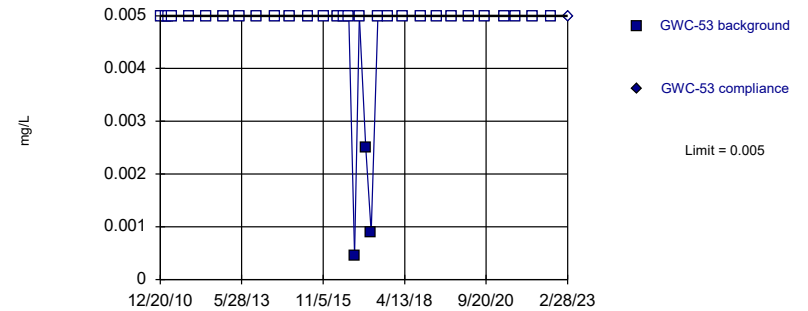


Non-parametric test used in lieu of parametric prediction limit because censored data exceeded 50%. Limit is highest of 31 background values. 83.87% NDs. Well-constituent pair annual alpha = 0.003807. Individual comparison alpha = 0.001905 (1 of 2).

Constituent: Selenium, Total Analysis Run 5/26/2023 1:46 PM View: Appendix I - Intrawell
Plant Scherer Client: Southern Company Data: Scherer PAC-CCR

Within Limit

Prediction Limit Intrawell Non-parametric

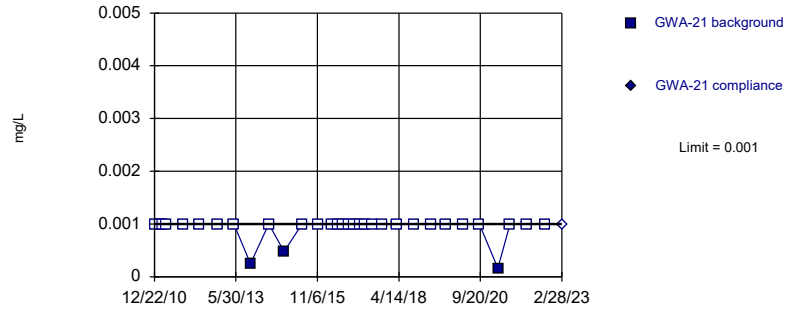


Non-parametric test used in lieu of parametric prediction limit because censored data exceeded 50%. Limit is highest of 32 background values. 90.63% NDs. Well-constituent pair annual alpha = 0.003603. Individual comparison alpha = 0.001803 (1 of 2).

Constituent: Selenium, Total Analysis Run 5/26/2023 1:46 PM View: Appendix I - Intrawell
Plant Scherer Client: Southern Company Data: Scherer PAC-CCR

Within Limit

Prediction Limit Intrawell Non-parametric

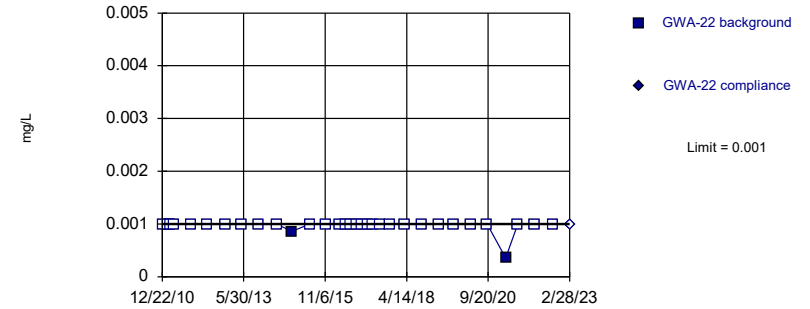


Non-parametric test used in lieu of parametric prediction limit because censored data exceeded 50%. Limit is highest of 32 background values. 90.63% NDs. Well-constituent pair annual alpha = 0.003603. Individual comparison alpha = 0.001803 (1 of 2).

Constituent: Thallium, Total Analysis Run 5/26/2023 1:46 PM View: Appendix I - Intrawell
Plant Scherer Client: Southern Company Data: Scherer PAC-CCR

Within Limit

Prediction Limit Intrawell Non-parametric

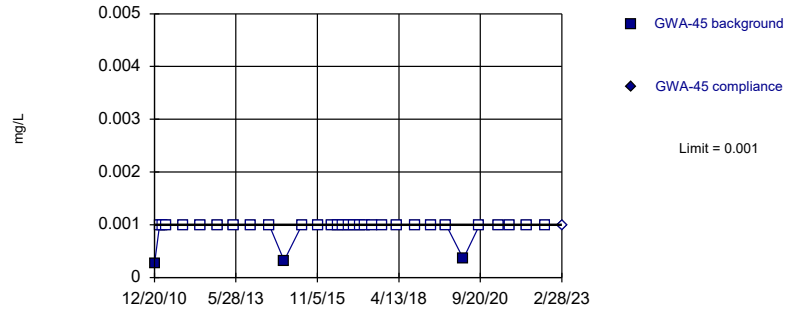


Non-parametric test used in lieu of parametric prediction limit because censored data exceeded 50%. Limit is highest of 32 background values. 93.75% NDs. Well-constituent pair annual alpha = 0.003603. Individual comparison alpha = 0.001803 (1 of 2).

Constituent: Thallium, Total Analysis Run 5/26/2023 1:46 PM View: Appendix I - Intrawell
Plant Scherer Client: Southern Company Data: Scherer PAC-CCR

Within Limit

Prediction Limit Intrawell Non-parametric

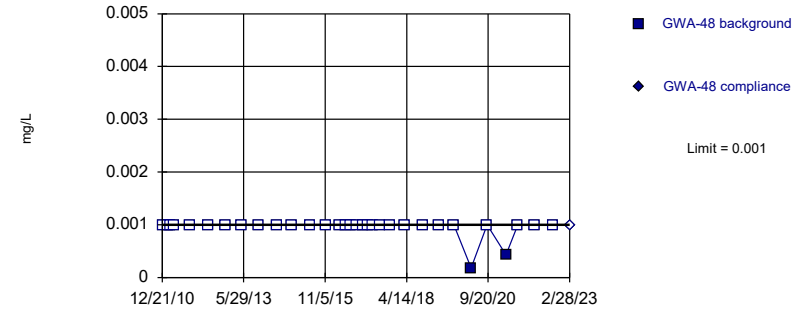


Non-parametric test used in lieu of parametric prediction limit because censored data exceeded 50%. Limit is highest of 32 background values. 90.63% NDs. Well-constituent pair annual alpha = 0.003603. Individual comparison alpha = 0.001803 (1 of 2).

Constituent: Thallium, Total Analysis Run 5/26/2023 1:46 PM View: Appendix I - Intrawell
Plant Scherer Client: Southern Company Data: Scherer PAC-CCR

Within Limit

Prediction Limit Intrawell Non-parametric

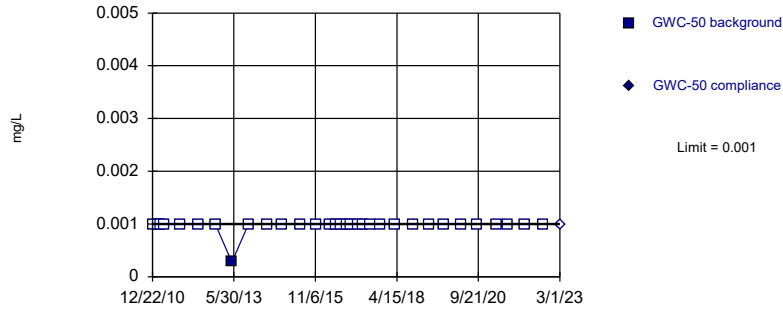


Non-parametric test used in lieu of parametric prediction limit because censored data exceeded 50%. Limit is highest of 32 background values. 93.75% NDs. Well-constituent pair annual alpha = 0.003603. Individual comparison alpha = 0.001803 (1 of 2).

Constituent: Thallium, Total Analysis Run 5/26/2023 1:46 PM View: Appendix I - Intrawell
Plant Scherer Client: Southern Company Data: Scherer PAC-CCR

Within Limit

Prediction Limit
Intrawell Non-parametric

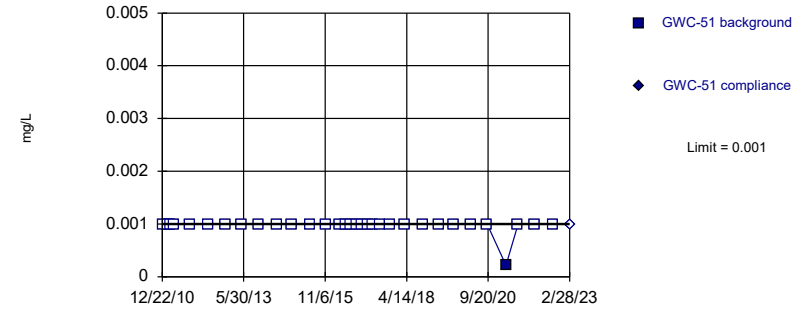


Non-parametric test used in lieu of parametric prediction limit because censored data exceeded 50%. Limit is highest of 32 background values. 96.88% NDs. Well-constituent pair annual alpha = 0.003603. Individual comparison alpha = 0.001803 (1 of 2).

Constituent: Thallium, Total Analysis Run 5/26/2023 1:46 PM View: Appendix I - Intrawell
Plant Scherer Client: Southern Company Data: Scherer PAC-CCR

Within Limit

Prediction Limit
Intrawell Non-parametric

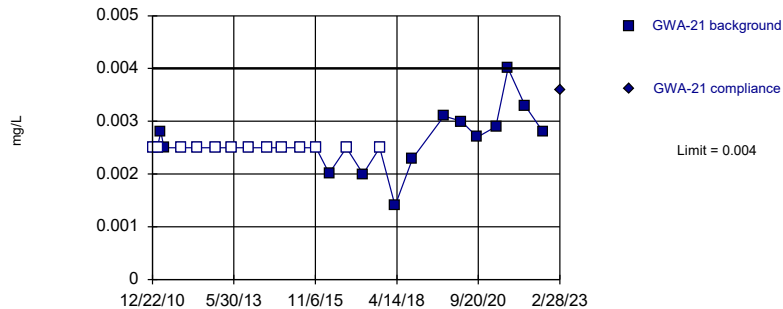


Non-parametric test used in lieu of parametric prediction limit because censored data exceeded 50%. Limit is highest of 32 background values. 96.88% NDs. Well-constituent pair annual alpha = 0.003603. Individual comparison alpha = 0.001803 (1 of 2).

Constituent: Thallium, Total Analysis Run 5/26/2023 1:46 PM View: Appendix I - Intrawell
Plant Scherer Client: Southern Company Data: Scherer PAC-CCR

Within Limit

Prediction Limit
Intrawell Non-parametric

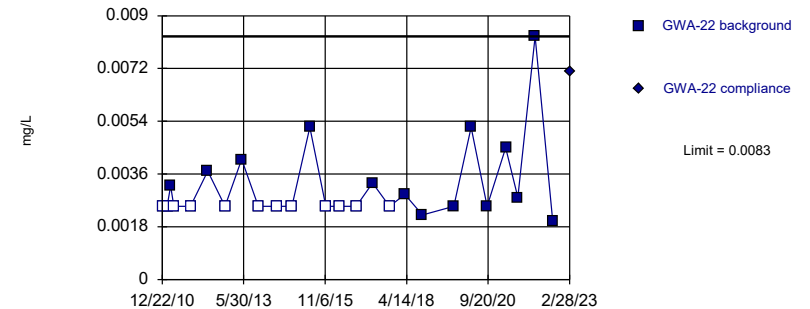


Non-parametric test used in lieu of parametric prediction limit because the Shapiro Wilk normality test showed the data to be non-normal at the 0.01 alpha level. Limit is highest of 26 background values. 50% NDs. Well-constituent pair annual alpha = 0.005327. Individual comparison alpha = 0.002667 (1 of 2).

Constituent: Vanadium, Total Analysis Run 5/26/2023 1:46 PM View: Appendix I - Intrawell
Plant Scherer Client: Southern Company Data: Scherer PAC-CCR

Within Limit

Prediction Limit
Intrawell Non-parametric

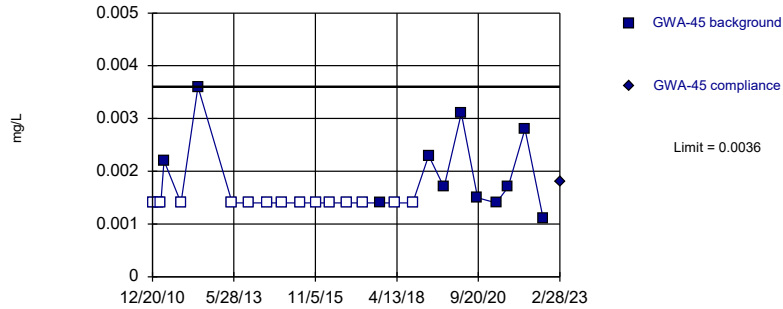


Non-parametric test used in lieu of parametric prediction limit because the Shapiro Wilk normality test showed the data to be non-normal at the 0.01 alpha level. Limit is highest of 26 background values. 46.15% NDs. Well-constituent pair annual alpha = 0.005327. Individual comparison alpha = 0.002667 (1 of 2).

Constituent: Vanadium, Total Analysis Run 5/26/2023 1:46 PM View: Appendix I - Intrawell
Plant Scherer Client: Southern Company Data: Scherer PAC-CCR

Within Limit

Prediction Limit
Intrawell Non-parametric

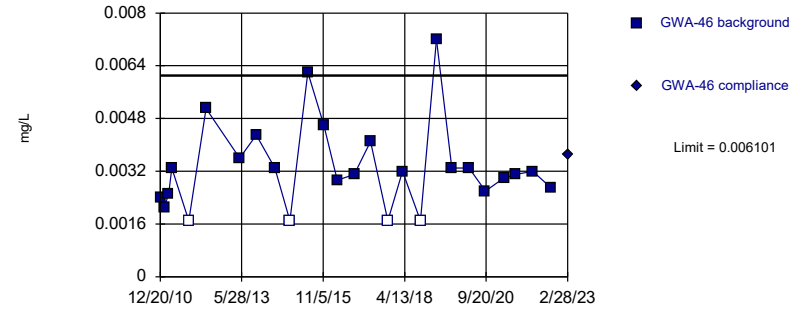


Non-parametric test used in lieu of parametric prediction limit because censored data exceeded 50%. Limit is highest of 26 background values. 57.69% NDs. Well-constituent pair annual alpha = 0.005327. Individual comparison alpha = 0.002667 (1 of 2).

Constituent: Vanadium, Total Analysis Run 5/26/2023 1:46 PM View: Appendix I - Intrawell
Plant Scherer Client: Southern Company Data: Scherer PAC-CCR

Within Limit

Prediction Limit
Intrawell Parametric

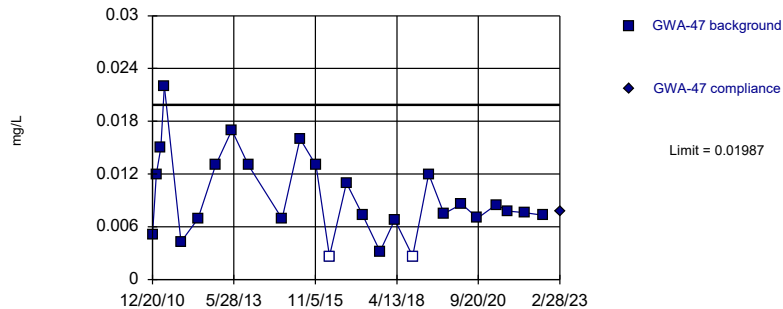


Background Data Summary (based on square root transformation) (after Kaplan-Meier Adjustment): Mean=0.05716, Std. Dev.=0.009504, n=26, 15.38% NDs. Normality test: Shapiro Wilk @alpha = 0.01, calculated = 0.9284, critical = 0.891. Kappa = 2.204 (c=15, w=5, 1 of 2, event alpha = 0.05132). Report alpha = 0.0007022.

Constituent: Vanadium, Total Analysis Run 5/26/2023 1:46 PM View: Appendix I - Intrawell
Plant Scherer Client: Southern Company Data: Scherer PAC-CCR

Within Limit

Prediction Limit
Intrawell Parametric

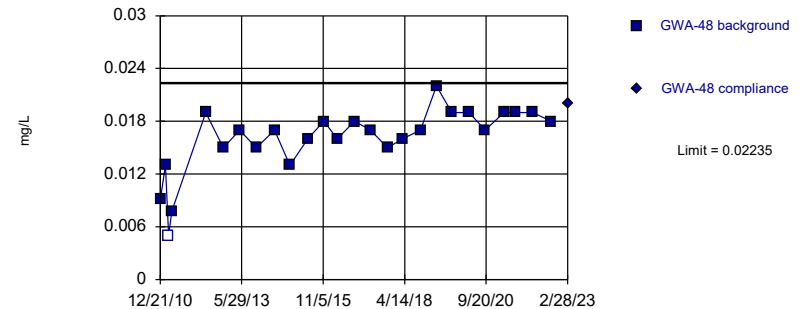


Background Data Summary: Mean=0.009388, Std. Dev.=0.004755, n=26, 7.692% NDs. Normality test: Shapiro Wilk @alpha = 0.01, calculated = 0.9356, critical = 0.891. Kappa = 2.204 (c=15, w=5, 1 of 2, event alpha = 0.05132). Report alpha = 0.0007022.

Constituent: Vanadium, Total Analysis Run 5/26/2023 1:46 PM View: Appendix I - Intrawell
Plant Scherer Client: Southern Company Data: Scherer PAC-CCR

Within Limit

Prediction Limit
Intrawell Parametric

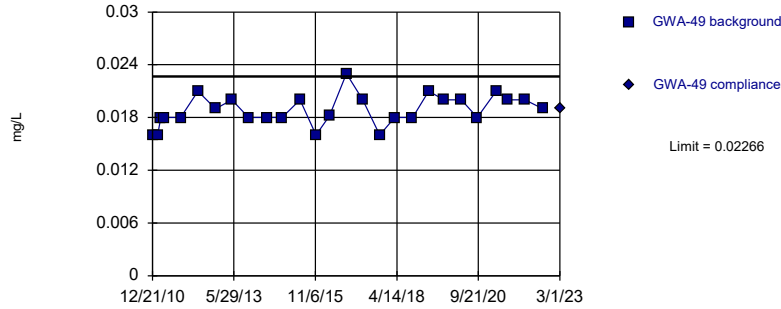


Background Data Summary (based on square root transformation): Mean=0.0002699, Std. Dev.=0.0001043, n=26, 3.846% NDs. Normality test: Shapiro Wilk @alpha = 0.01, calculated = 0.9293, critical = 0.891. Kappa = 2.204 (c=15, w=5, 1 of 2, event alpha = 0.05132). Report alpha = 0.0007022.

Constituent: Vanadium, Total Analysis Run 5/26/2023 1:46 PM View: Appendix I - Intrawell
Plant Scherer Client: Southern Company Data: Scherer PAC-CCR

Within Limit

Prediction Limit
Intrawell Parametric

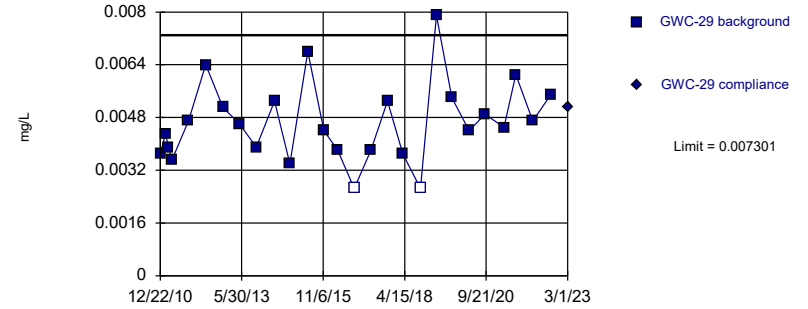


Background Data Summary: Mean=0.01882, Std. Dev.=0.001752, n=27. Normality test: Shapiro Wilk @alpha = 0.01, calculated = 0.9216, critical = 0.894. Kappa = 2.193 (c=15, w=5, 1 of 2, event alpha = 0.05132). Report alpha = 0.0007022.

Constituent: Vanadium, Total Analysis Run 5/26/2023 1:46 PM View: Appendix I - Intrawell Plant Scherer Client: Southern Company Data: Scherer PAC-CCR

Within Limit

Prediction Limit
Intrawell Parametric

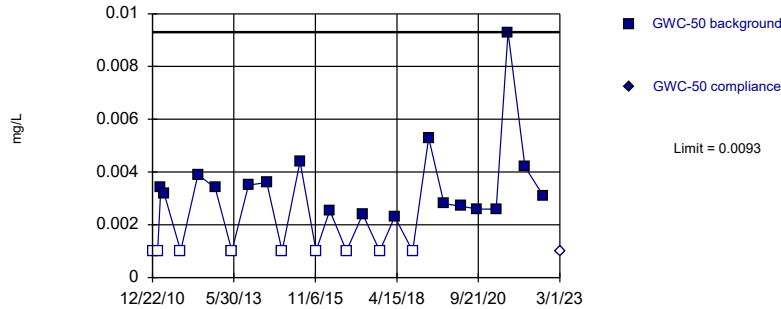


Background Data Summary: Mean=0.004641, Std. Dev.=0.001213, n=27, 7.407% NDs. Normality test: Shapiro Wilk @alpha = 0.01, calculated = 0.9573, critical = 0.894. Kappa = 2.193 (c=15, w=5, 1 of 2, event alpha = 0.05132). Report alpha = 0.0007022.

Constituent: Vanadium, Total Analysis Run 5/26/2023 1:46 PM View: Appendix I - Intrawell Plant Scherer Client: Southern Company Data: Scherer PAC-CCR

Within Limit

Prediction Limit
Intrawell Non-parametric

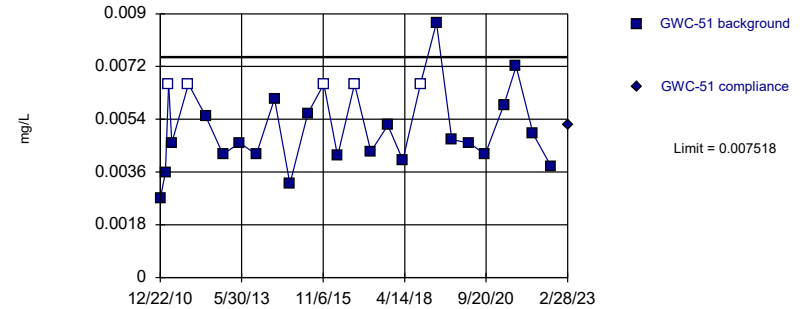


Non-parametric test used in lieu of parametric prediction limit because the Shapiro Wilk normality test showed the data to be non-normal at the 0.01 alpha level. Limit is highest of 27 background values. 33.33% NDs. Well-constituent pair annual alpha = 0.004998. Individual comparison alpha = 0.002502 (1 of 2).

Constituent: Vanadium, Total Analysis Run 5/26/2023 1:46 PM View: Appendix I - Intrawell Plant Scherer Client: Southern Company Data: Scherer PAC-CCR

Within Limit

Prediction Limit
Intrawell Parametric

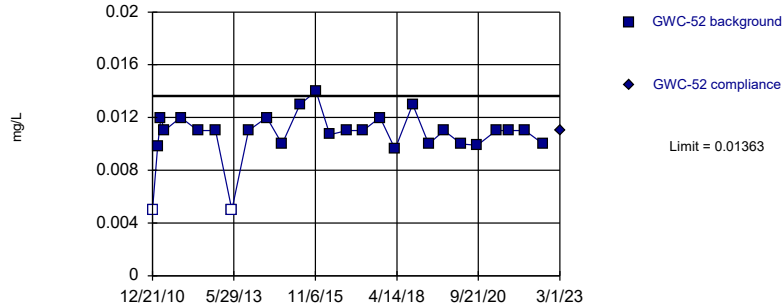


Background Data Summary (after Kaplan-Meier Adjustment): Mean=0.004618, Std. Dev.=0.001323, n=27, 18.52% NDs. Normality test: Shapiro Wilk @alpha = 0.01, calculated = 0.9562, critical = 0.894. Kappa = 2.193 (c=15, w=5, 1 of 2, event alpha = 0.05132). Report alpha = 0.0007022.

Constituent: Vanadium, Total Analysis Run 5/26/2023 1:47 PM View: Appendix I - Intrawell Plant Scherer Client: Southern Company Data: Scherer PAC-CCR

Within Limit

Prediction Limit
Intrawell Parametric

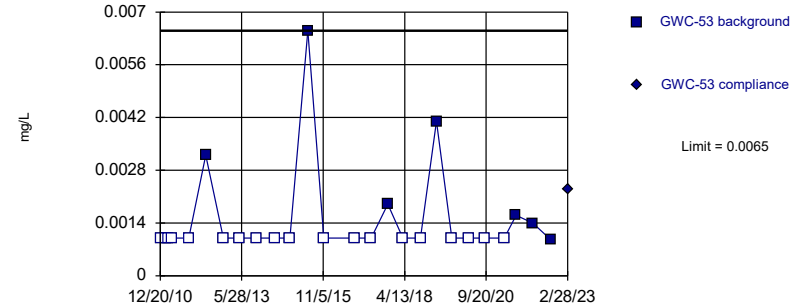


Background Data Summary (based on cube transformation): Mean=0.00000132, Std. Dev.=5.5e-7, n=27, 7.407% NDs. Normality test: Shapiro Wilk @alpha = 0.01, calculated = 0.9141, critical = 0.894. Kappa = 2.193 (c=15, w=5, 1 of 2, event alpha = 0.05132). Report alpha = 0.0007022.

Constituent: Vanadium, Total Analysis Run 5/26/2023 1:47 PM View: Appendix I - Intrawell
Plant Scherer Client: Southern Company Data: Scherer PAC-CCR

Within Limit

Prediction Limit
Intrawell Non-parametric

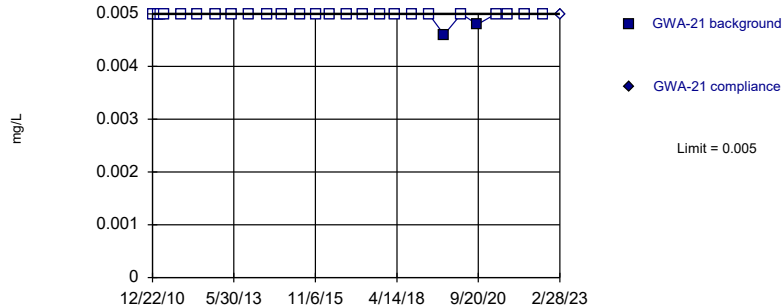


Non-parametric test used in lieu of parametric prediction limit because censored data exceeded 50%. Limit is highest of 26 background values. 73.08% NDs. Well-constituent pair annual alpha = 0.005327. Individual comparison alpha = 0.002667 (1 of 2).

Constituent: Vanadium, Total Analysis Run 5/26/2023 1:47 PM View: Appendix I - Intrawell
Plant Scherer Client: Southern Company Data: Scherer PAC-CCR

Within Limit

Prediction Limit
Intrawell Non-parametric

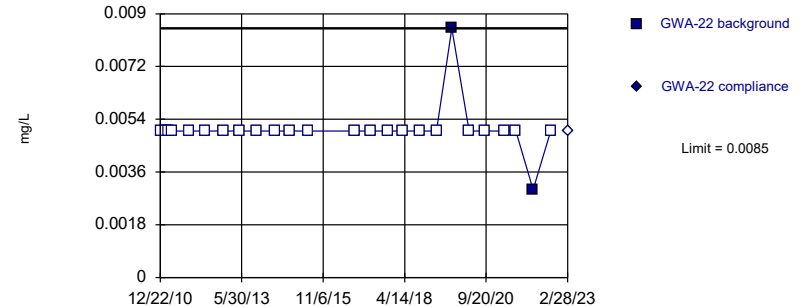


Non-parametric test used in lieu of parametric prediction limit because censored data exceeded 50%. Limit is highest of 27 background values. 92.59% NDs. Well-constituent pair annual alpha = 0.004998. Individual comparison alpha = 0.002502 (1 of 2).

Constituent: Zinc, Total Analysis Run 5/26/2023 1:47 PM View: Appendix I - Intrawell
Plant Scherer Client: Southern Company Data: Scherer PAC-CCR

Within Limit

Prediction Limit
Intrawell Non-parametric

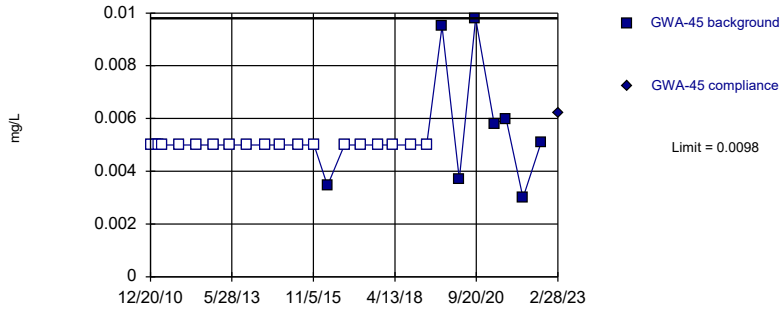


Non-parametric test used in lieu of parametric prediction limit because censored data exceeded 50%. Limit is highest of 25 background values. 92% NDs. Well-constituent pair annual alpha = 0.005656. Individual comparison alpha = 0.002832 (1 of 2).

Constituent: Zinc, Total Analysis Run 5/26/2023 1:47 PM View: Appendix I - Intrawell
Plant Scherer Client: Southern Company Data: Scherer PAC-CCR

Within Limit

Prediction Limit
Intrawell Non-parametric

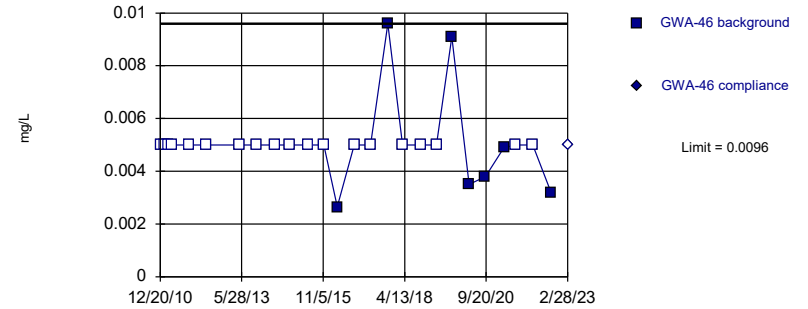


Non-parametric test used in lieu of parametric prediction limit because censored data exceeded 50%. Limit is highest of 27 background values. 70.37% NDs. Well-constituent pair annual alpha = 0.004998. Individual comparison alpha = 0.002502 (1 of 2).

Constituent: Zinc, Total Analysis Run 5/26/2023 1:47 PM View: Appendix I - Intrawell
Plant Scherer Client: Southern Company Data: Scherer PAC-CCR

Within Limit

Prediction Limit
Intrawell Non-parametric

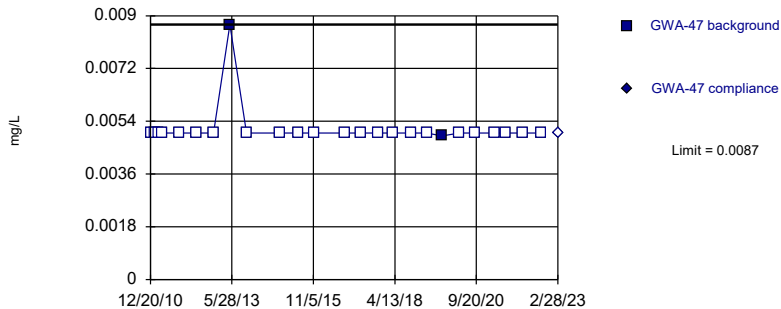


Non-parametric test used in lieu of parametric prediction limit because censored data exceeded 50%. Limit is highest of 26 background values. 73.08% NDs. Well-constituent pair annual alpha = 0.005327. Individual comparison alpha = 0.002667 (1 of 2).

Constituent: Zinc, Total Analysis Run 5/26/2023 1:47 PM View: Appendix I - Intrawell
Plant Scherer Client: Southern Company Data: Scherer PAC-CCR

Within Limit

Prediction Limit
Intrawell Non-parametric

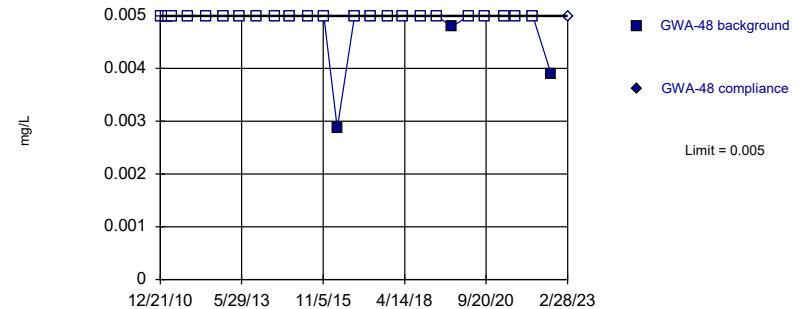


Non-parametric test used in lieu of parametric prediction limit because censored data exceeded 50%. Limit is highest of 25 background values. 92% NDs. Well-constituent pair annual alpha = 0.005656. Individual comparison alpha = 0.002832 (1 of 2).

Constituent: Zinc, Total Analysis Run 5/26/2023 1:47 PM View: Appendix I - Intrawell
Plant Scherer Client: Southern Company Data: Scherer PAC-CCR

Within Limit

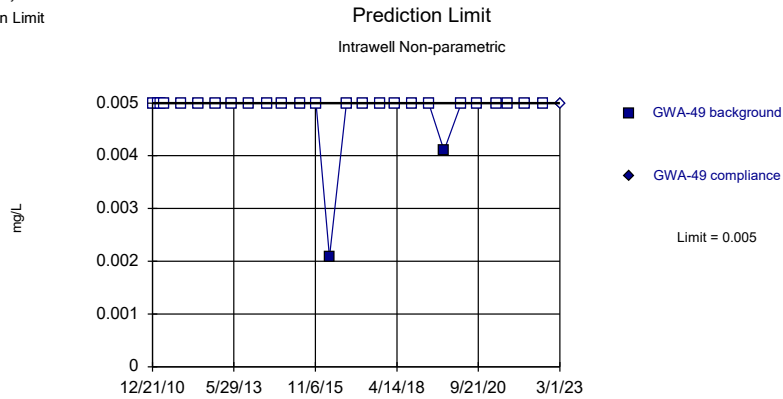
Prediction Limit
Intrawell Non-parametric



Non-parametric test used in lieu of parametric prediction limit because censored data exceeded 50%. Limit is highest of 27 background values. 88.89% NDs. Well-constituent pair annual alpha = 0.004998. Individual comparison alpha = 0.002502 (1 of 2).

Constituent: Zinc, Total Analysis Run 5/26/2023 1:47 PM View: Appendix I - Intrawell
Plant Scherer Client: Southern Company Data: Scherer PAC-CCR

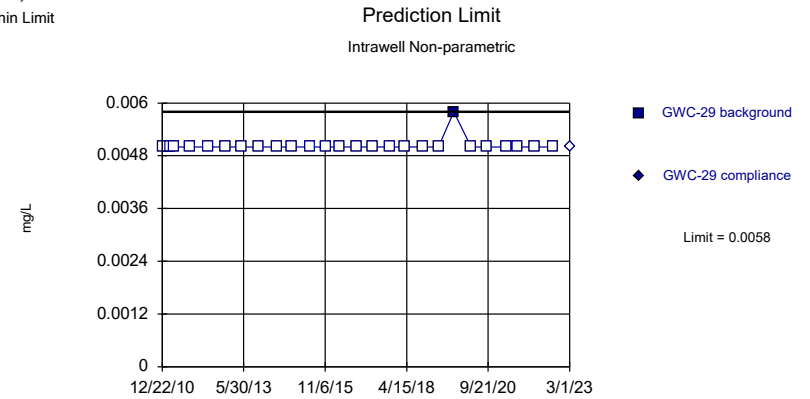
Within Limit



Non-parametric test used in lieu of parametric prediction limit because censored data exceeded 50%. Limit is highest of 27 background values. 92.59% NDs. Well-constituent pair annual alpha = 0.004998. Individual comparison alpha = 0.002502 (1 of 2).

Constituent: Zinc, Total Analysis Run 5/26/2023 1:47 PM View: Appendix I - Intrawell
Plant Scherer Client: Southern Company Data: Scherer PAC-CCR

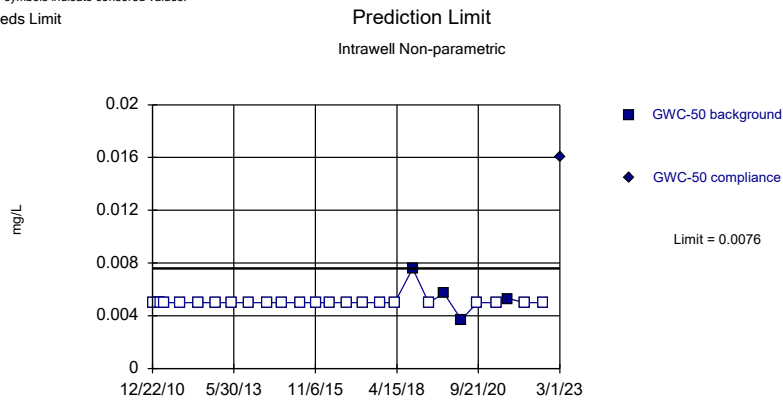
Within Limit



Non-parametric test used in lieu of parametric prediction limit because censored data exceeded 50%. Limit is highest of 27 background values. 96.3% NDs. Well-constituent pair annual alpha = 0.004998. Individual comparison alpha = 0.002502 (1 of 2).

Constituent: Zinc, Total Analysis Run 5/26/2023 1:47 PM View: Appendix I - Intrawell
Plant Scherer Client: Southern Company Data: Scherer PAC-CCR

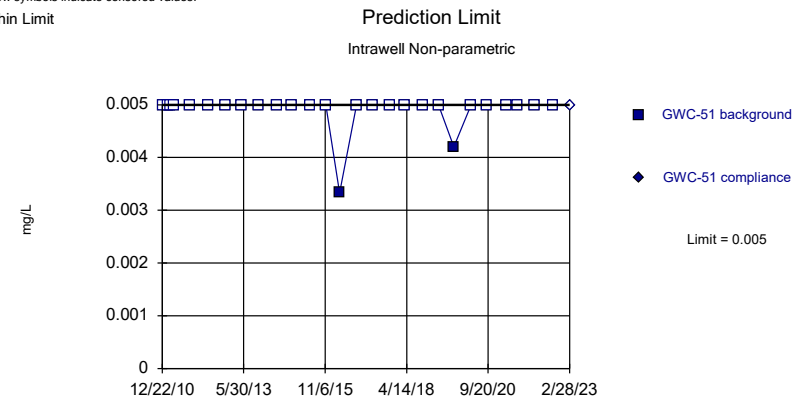
Exceeds Limit



Non-parametric test used in lieu of parametric prediction limit because censored data exceeded 50%. Limit is highest of 27 background values. 85.19% NDs. Well-constituent pair annual alpha = 0.004998. Individual comparison alpha = 0.002502 (1 of 2).

Constituent: Zinc, Total Analysis Run 5/26/2023 1:47 PM View: Appendix I - Intrawell
Plant Scherer Client: Southern Company Data: Scherer PAC-CCR

Within Limit

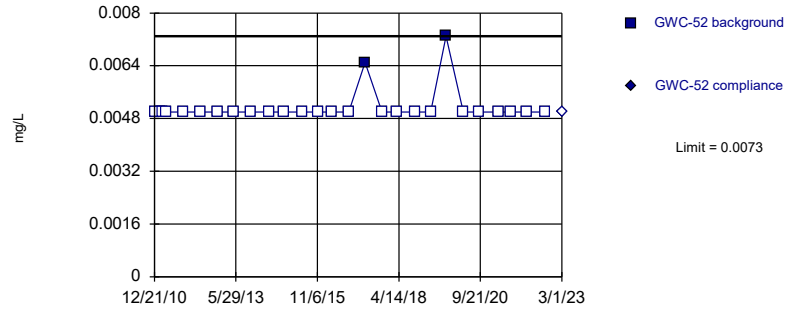


Non-parametric test used in lieu of parametric prediction limit because censored data exceeded 50%. Limit is highest of 27 background values. 92.59% NDs. Well-constituent pair annual alpha = 0.004998. Individual comparison alpha = 0.002502 (1 of 2).

Constituent: Zinc, Total Analysis Run 5/26/2023 1:47 PM View: Appendix I - Intrawell
Plant Scherer Client: Southern Company Data: Scherer PAC-CCR

Within Limit

Prediction Limit
 Intrawell Non-parametric

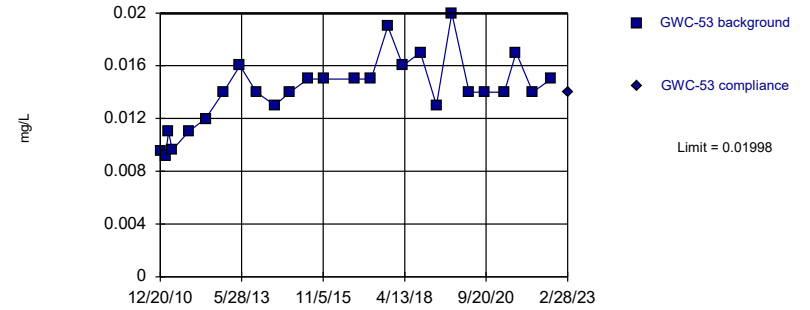


Non-parametric test used in lieu of parametric prediction limit because censored data exceeded 50%. Limit is highest of 27 background values. 92.59% NDs. Well-constituent pair annual alpha = 0.004998. Individual comparison alpha = 0.002502 (1 of 2).

Constituent: Zinc, Total Analysis Run 5/26/2023 1:47 PM View: Appendix I - Intrawell
 Plant Scherer Client: Southern Company Data: Scherer PAC-CCR

Within Limit

Prediction Limit
 Intrawell Parametric



Background Data Summary: Mean=0.01409, Std. Dev.=0.002672, n=26. Normality test: Shapiro Wilk @alpha = 0.01, calculated = 0.9532, critical = 0.891. Kappa = 2.204 (c=15, w=5, 1 of 2, event alpha = 0.05132). Report alpha = 0.0007022.

Constituent: Zinc, Total Analysis Run 5/26/2023 1:47 PM View: Appendix I - Intrawell
 Plant Scherer Client: Southern Company Data: Scherer PAC-CCR

Prediction Limit

Constituent: Antimony, Total (mg/L) Analysis Run 5/26/2023 1:48 PM View: Appendix I - Intrawell

Plant Scherer Client: Southern Company Data: Scherer PAC-CCR

	GWA-21	GWA-21
12/22/2010	<0.002	
2/14/2011	<0.002	
3/22/2011	<0.002	
4/26/2011	<0.002	
10/27/2011	<0.002	
5/1/2012	<0.002	
11/8/2012	<0.002	
5/7/2013	<0.002	
11/4/2013	<0.002	
5/24/2014	<0.002	
11/8/2014	<0.002	
5/21/2015	<0.002	
11/13/2015	<0.002	
4/6/2016	<0.002	
6/14/2016	<0.002	
8/10/2016	0.001 (J)	
10/11/2016	<0.002	
12/2/2016	<0.002	
2/10/2017	<0.002	
4/10/2017	<0.002	
6/23/2017	<0.002	
10/9/2017	<0.002	
3/26/2018	<0.002	
10/3/2018	<0.002	
3/27/2019	<0.002	
9/12/2019	<0.002	
3/19/2020	<0.002	
9/10/2020	<0.002	
4/2/2021	<0.002	
8/12/2021	<0.002	
2/14/2022	<0.002	
8/26/2022	<0.002	
2/28/2023		<0.002

Prediction Limit

Constituent: Antimony, Total (mg/L) Analysis Run 5/26/2023 1:48 PM View: Appendix I - Intrawell
Plant Scherer Client: Southern Company Data: Scherer PAC-CCR

	GWA-46	GWA-46
12/20/2010	<0.002	
2/1/2011	<0.002	
3/21/2011	<0.002	
4/26/2011	<0.002	
10/27/2011	<0.002	
5/2/2012	<0.002	
11/8/2012	<0.002	
5/7/2013	<0.002	
11/4/2013	<0.002	
5/24/2014	<0.002	
11/7/2014	<0.002	
5/20/2015	<0.002	
11/13/2015	<0.002	
4/7/2016	<0.002	
6/14/2016	0.0004 (J)	
8/9/2016	<0.002	
10/10/2016	<0.002	
12/2/2016	<0.002	
2/10/2017	<0.002	
4/7/2017	<0.002	
6/23/2017	<0.002	
10/10/2017	<0.002	
3/23/2018	<0.002	
10/4/2018	<0.002	
3/27/2019	<0.002	
9/12/2019	<0.002	
3/19/2020	<0.002	
9/11/2020	<0.002	
4/5/2021	<0.002	
8/12/2021	<0.002	
2/14/2022	<0.002	
8/31/2022	<0.002	
2/28/2023		<0.002

Prediction Limit

Constituent: Antimony, Total (mg/L) Analysis Run 5/26/2023 1:48 PM View: Appendix I - Intrawell
Plant Scherer Client: Southern Company Data: Scherer PAC-CCR

	GWA-47	GWA-47
12/20/2010	<0.002	
2/1/2011	<0.002	
3/23/2011	<0.002	
4/27/2011	<0.002	
10/26/2011	<0.002	
5/1/2012	<0.002	
11/8/2012	<0.002	
5/7/2013	<0.002	
11/5/2013	<0.002	
5/23/2014	<0.002	
11/7/2014	<0.002	
5/21/2015	<0.002	
11/12/2015	<0.002	
4/8/2016	<0.002 (D)	
6/14/2016	<0.002	
8/9/2016	<0.002	
10/11/2016	<0.002	
12/5/2016	<0.002	
2/10/2017	<0.002	
4/7/2017	<0.002	
6/22/2017	<0.002	
10/10/2017	<0.002	
3/22/2018	<0.002	
10/5/2018	<0.002	
3/27/2019	<0.002	
9/12/2019	<0.002	
3/20/2020	<0.002	
9/11/2020	<0.002	
4/5/2021	<0.002	
8/13/2021	<0.002	
2/14/2022	<0.002	
8/31/2022	0.00059 (J)	
2/28/2023		<0.002

Prediction Limit

Constituent: Antimony, Total (mg/L) Analysis Run 5/26/2023 1:48 PM View: Appendix I - Intrawell
Plant Scherer Client: Southern Company Data: Scherer PAC-CCR

	GWA-48	GWA-48
12/21/2010	<0.002	
2/14/2011	<0.002	
3/23/2011	<0.002	
4/27/2011	<0.002	
10/25/2011	<0.002	
5/1/2012	<0.002	
11/8/2012	<0.002	
5/7/2013	<0.002	
11/5/2013	<0.002	
5/23/2014	<0.002	
11/7/2014	<0.002	
5/21/2015	<0.002	
11/12/2015	<0.002	
4/7/2016	<0.002	
6/17/2016	<0.002	
8/10/2016	<0.002	
10/14/2016	<0.002	
12/19/2016	<0.002	
2/13/2017	<0.002	
4/7/2017	<0.002	
6/22/2017	<0.002	
10/10/2017	<0.002	
3/23/2018	<0.002	
10/3/2018	<0.002	
3/27/2019	<0.002	
9/12/2019	<0.002	
3/19/2020	<0.002	
9/11/2020	<0.002	
4/5/2021	<0.002	
8/12/2021	<0.002	
2/14/2022	<0.002	
8/31/2022	0.00089 (J)	
2/28/2023		<0.002

Prediction Limit

Constituent: Antimony, Total (mg/L) Analysis Run 5/26/2023 1:48 PM View: Appendix I - Intrawell
Plant Scherer Client: Southern Company Data: Scherer PAC-CCR

	GWC-51	GWC-51
12/22/2010	<0.002	
2/15/2011	<0.002	
3/22/2011	<0.002	
4/27/2011	<0.002	
10/26/2011	<0.002	
5/2/2012	<0.002	
11/8/2012	<0.002	
5/8/2013	<0.002	
11/4/2013	<0.002	
5/24/2014	<0.002	
11/7/2014	<0.002	
5/22/2015	<0.002	
11/13/2015	<0.002	
4/11/2016	<0.002	
6/16/2016	<0.002	
8/10/2016	<0.002	
10/13/2016	<0.002	
12/5/2016	<0.002	
2/13/2017	<0.002	
4/10/2017	<0.002	
6/23/2017	<0.002	
10/11/2017	<0.002	
3/26/2018	<0.002	
10/4/2018	<0.002	
3/27/2019	<0.002	
9/12/2019	<0.002	
3/19/2020	<0.002	
9/11/2020	<0.002	
4/5/2021	<0.002	
8/13/2021	<0.002	
2/15/2022	<0.002	
8/31/2022	0.00087 (J)	
2/28/2023		<0.002

Prediction Limit

Constituent: Arsenic, Total (mg/L) Analysis Run 5/26/2023 1:48 PM View: Appendix I - IntraWell

Plant Scherer Client: Southern Company Data: Scherer PAC-CCR

	GWA-45	GWA-45
12/20/2010	<0.001	
2/14/2011	<0.001	
3/21/2011	<0.001	
4/26/2011	<0.001	
10/26/2011	<0.001	
5/1/2012	<0.001	
11/8/2012	<0.001	
5/8/2013	<0.001	
11/4/2013	<0.001	
5/24/2014	<0.001	
11/7/2014	<0.001	
5/20/2015	<0.001	
11/13/2015	<0.001	
4/7/2016	<0.001	
6/14/2016	<0.001	
8/9/2016	<0.001	
10/10/2016	<0.001	
12/2/2016	<0.001	
2/9/2017	<0.001	
4/7/2017	<0.001	
6/22/2017	<0.001	
10/10/2017	0.0015	
3/22/2018	<0.001 (D)	
10/3/2018	<0.001	
3/27/2019	<0.001	
9/12/2019	<0.001	
3/19/2020	<0.001	
9/11/2020	<0.001	
4/2/2021	<0.001	
8/12/2021	<0.001	
2/14/2022	<0.001	
8/31/2022	<0.001	
2/28/2023		0.00035 (J)

Prediction Limit

Constituent: Arsenic, Total (mg/L) Analysis Run 5/26/2023 1:48 PM View: Appendix I - Intrawell

Plant Scherer Client: Southern Company Data: Scherer PAC-CCR

	GWA-48	GWA-48
12/21/2010	<0.001	
2/14/2011	<0.001	
3/23/2011	<0.001	
4/27/2011	<0.001	
10/25/2011	<0.001	
5/1/2012	<0.001	
11/8/2012	<0.001	
5/7/2013	<0.001	
11/5/2013	<0.001	
5/23/2014	<0.001	
11/7/2014	<0.001	
5/21/2015	<0.001	
11/12/2015	<0.001	
4/7/2016	<0.001	
6/17/2016	<0.001	
8/10/2016	<0.001	
10/14/2016	<0.001	
12/19/2016	<0.001	
2/13/2017	<0.001	
4/7/2017	<0.001	
6/22/2017	<0.001	
10/10/2017	<0.001	
3/23/2018	<0.001	
10/3/2018	<0.001	
3/27/2019	<0.001	
9/12/2019	<0.001	
3/19/2020	<0.001	
9/11/2020	<0.001	
4/5/2021	0.00031 (J)	
8/12/2021	<0.001	
2/14/2022	<0.001	
8/31/2022	<0.001	
2/28/2023		<0.001

Prediction Limit

Constituent: Arsenic, Total (mg/L) Analysis Run 5/26/2023 1:48 PM View: Appendix I - IntraWell

Plant Scherer Client: Southern Company Data: Scherer PAC-CCR

	GWA-49	GWA-49
12/21/2010	<0.001	
2/14/2011	<0.001	
3/21/2011	<0.001	
4/26/2011	<0.001	
10/26/2011	<0.001	
5/2/2012	<0.001	
11/8/2012	<0.001	
5/8/2013	<0.001	
11/5/2013	<0.001	
5/23/2014	<0.001	
11/7/2014	<0.001	
5/21/2015	<0.001	
11/12/2015	<0.001	
4/7/2016	<0.001	
6/14/2016	<0.001	
8/9/2016	0.00053	
10/11/2016	<0.001	
12/2/2016	<0.001	
2/9/2017	<0.001	
4/7/2017	<0.001	
6/22/2017	<0.001	
10/10/2017	<0.001	
3/22/2018	<0.001	
10/3/2018	<0.001	
3/27/2019	<0.001	
9/12/2019	<0.001	
3/19/2020	<0.001	
9/10/2020	<0.001	
4/6/2021	<0.001	
8/12/2021	<0.001	
2/14/2022	<0.001	
8/30/2022	<0.001	
3/1/2023		<0.001

Prediction Limit

Constituent: Arsenic, Total (mg/L) Analysis Run 5/26/2023 1:48 PM View: Appendix I - IntraWell
Plant Scherer Client: Southern Company Data: Scherer PAC-CCR

	GWC-29	GWC-29
12/22/2010	<0.001	
2/15/2011	<0.001	
3/22/2011	<0.001	
4/27/2011	<0.001	
10/26/2011	<0.001	
5/2/2012	<0.001	
11/8/2012	<0.001	
5/8/2013	<0.001	
11/4/2013	<0.001	
5/24/2014	<0.001	
11/7/2014	<0.001	
5/22/2015	<0.001	
11/13/2015	<0.001	
4/11/2016	<0.001	
6/15/2016	<0.001	
8/10/2016	<0.001	
10/11/2016	<0.001	
12/5/2016	<0.001	
2/13/2017	<0.001	
4/10/2017	<0.001	
6/23/2017	<0.001	
10/10/2017	0.0013	
3/26/2018	<0.001	
10/4/2018	<0.001	
3/28/2019	<0.001	
9/12/2019	<0.001	
3/19/2020	<0.001	
9/10/2020	<0.001	
4/6/2021	<0.001	
8/13/2021	<0.001	
2/14/2022	<0.001	
8/31/2022	<0.001	
3/1/2023		<0.001

Prediction Limit

Constituent: Arsenic, Total (mg/L) Analysis Run 5/26/2023 1:48 PM View: Appendix I - IntraWell
Plant Scherer Client: Southern Company Data: Scherer PAC-CCR

	GWC-50	GWC-50
12/22/2010	<0.001	
2/15/2011	<0.001	
3/22/2011	<0.001	
4/27/2011	<0.001	
10/26/2011	<0.001	
5/2/2012	<0.001	
11/8/2012	<0.001	
5/8/2013	<0.001	
11/4/2013	<0.001	
5/24/2014	<0.001	
11/8/2014	<0.001	
5/22/2015	<0.001	
11/13/2015	<0.001	
4/11/2016	<0.001	
6/15/2016	<0.001	
8/10/2016	<0.001	
10/11/2016	<0.001	
12/2/2016	<0.001	
2/13/2017	<0.001	
4/7/2017	0.00052	
6/22/2017	<0.001	
10/10/2017	<0.001	
3/23/2018	<0.001	
10/4/2018	<0.001	
3/28/2019	<0.001	
9/12/2019	<0.001	
3/19/2020	<0.001	
9/10/2020	<0.001	
4/6/2021	<0.001	
8/13/2021	<0.001	
2/14/2022	<0.001	
8/31/2022	<0.001	
3/1/2023		<0.001

Prediction Limit

Constituent: Arsenic, Total (mg/L) Analysis Run 5/26/2023 1:48 PM View: Appendix I - IntraWell
Plant Scherer Client: Southern Company Data: Scherer PAC-CCR

	GWC-52	GWC-52
12/21/2010	<0.001	
2/15/2011	<0.001	
3/21/2011	<0.001	
4/28/2011	<0.001	
10/26/2011	<0.001	
5/1/2012	<0.001	
11/9/2012	<0.001	
5/8/2013	<0.001	
11/4/2013	<0.001	
5/24/2014	<0.001	
11/7/2014	<0.001	
5/22/2015	<0.001	
11/13/2015	<0.001	
4/11/2016	<0.001	
6/16/2016	<0.001	
8/11/2016	<0.001	
10/13/2016	<0.001	
12/5/2016	<0.001	
2/13/2017	<0.001	
4/11/2017	<0.001	
6/24/2017	<0.001	
10/11/2017	<0.001	
3/26/2018	<0.001	
10/4/2018	<0.001	
3/28/2019	<0.001	
9/12/2019	<0.001	
3/19/2020	<0.001	
9/11/2020	<0.001	
4/5/2021	<0.001	
8/17/2021	<0.001	
2/14/2022	<0.001	
8/31/2022	<0.001	
3/1/2023		0.00031 (J)

Prediction Limit

Constituent: Arsenic, Total (mg/L) Analysis Run 5/26/2023 1:48 PM View: Appendix I - Intrawell
Plant Scherer Client: Southern Company Data: Scherer PAC-CCR

	GWC-53	GWC-53
12/20/2010	<0.001	
2/14/2011	<0.001	
3/21/2011	<0.001	
4/27/2011	<0.001	
10/26/2011	<0.001	
5/1/2012	<0.001	
11/9/2012	<0.001	
5/8/2013	<0.001	
11/4/2013	<0.001	
5/24/2014	<0.001	
11/7/2014	<0.001	
5/20/2015	<0.001	
11/13/2015	<0.001	
6/16/2016	<0.001	
8/11/2016	<0.001	
10/13/2016	<0.001	
12/6/2016	<0.001	
2/13/2017	0.0011	
4/11/2017	<0.001	
6/24/2017	<0.001	
10/11/2017	<0.001	
3/26/2018	<0.001	
10/4/2018	<0.001	
3/28/2019	<0.001	
9/12/2019	<0.001	
3/19/2020	<0.001	
9/11/2020	<0.001	
4/6/2021	<0.001	
8/13/2021	<0.001	
2/14/2022	<0.001	
8/31/2022	<0.001	
2/28/2023		<0.001

Prediction Limit

Constituent: Barium, Total (mg/L) Analysis Run 5/26/2023 1:48 PM View: Appendix I - Intrawell

Plant Scherer Client: Southern Company Data: Scherer PAC-CCR

	GWA-21	GWA-21
12/22/2010	0.026 (J)	
2/14/2011	0.022 (J)	
3/22/2011	0.02 (J)	
4/26/2011	0.019 (J)	
10/27/2011	0.021	
5/1/2012	0.017	
11/8/2012	0.023	
5/7/2013	0.021	
11/4/2013	0.018	
5/24/2014	0.022	
11/8/2014	0.02	
5/21/2015	0.022	
11/13/2015	0.025	
4/6/2016	0.0239	
6/14/2016	0.021	
8/10/2016	0.019	
10/11/2016	0.02	
12/2/2016	0.022	
2/10/2017	0.03	
4/10/2017	0.025	
6/23/2017	0.026	
10/9/2017	0.025	
3/26/2018	0.026	
10/3/2018	0.00049 (O)	
3/27/2019	0.024	
9/12/2019	0.025	
3/19/2020	0.027	
9/10/2020	0.023	
4/2/2021	0.02	
8/12/2021	0.023	
2/14/2022	0.024	
8/26/2022	0.026	
2/28/2023		0.022

Prediction Limit

Constituent: Barium, Total (mg/L) Analysis Run 5/26/2023 1:48 PM View: Appendix I - IntraWell

Plant Scherer Client: Southern Company Data: Scherer PAC-CCR

	GWA-22	GWA-22
12/22/2010	0.028 (J)	
2/14/2011	0.025 (J)	
3/22/2011	0.029 (J)	
4/26/2011	0.031 (J)	
10/27/2011	0.027	
5/1/2012	0.022	
11/8/2012	0.024	
5/7/2013	0.027	
11/4/2013	0.024	
5/24/2014	0.025	
11/8/2014	0.023	
5/21/2015	0.023	
11/13/2015	0.023	
4/8/2016	0.0244	
6/14/2016	0.023	
8/9/2016	0.026	
10/11/2016	0.022	
12/5/2016	0.025	
2/10/2017	0.026	
4/7/2017	0.021	
6/26/2017	0.028	
10/9/2017	0.021	
3/26/2018	0.022 (D)	
10/3/2018	0.022	
3/27/2019	0.022	
9/12/2019	0.023	
3/19/2020	0.024	
9/10/2020	0.022	
4/2/2021	0.023	
8/12/2021	0.024	
2/15/2022	0.032	
8/26/2022	0.021	
2/28/2023		0.02

Prediction Limit

Constituent: Barium, Total (mg/L) Analysis Run 5/26/2023 1:48 PM View: Appendix I - IntraWell
Plant Scherer Client: Southern Company Data: Scherer PAC-CCR

	GWA-45	GWA-45
12/20/2010	0.024 (J)	
2/14/2011	0.023 (J)	
3/21/2011	0.021 (J)	
4/26/2011	0.019 (J)	
10/26/2011	0.023	
5/1/2012	0.014	
11/8/2012	0.034	
5/8/2013	0.016	
11/4/2013	0.014	
5/24/2014	0.027	
11/7/2014	0.03	
5/20/2015	0.029	
11/13/2015	0.041	
4/7/2016	0.0381	
6/14/2016	0.034	
8/9/2016	0.032	
10/10/2016	0.037	
12/2/2016	0.038	
2/9/2017	0.048	
4/7/2017	0.045	
6/22/2017	0.049	
10/10/2017	0.044	
3/22/2018	0.0495 (D)	
10/3/2018	0.042	
3/27/2019	0.057	
9/12/2019	0.1 (L)	
12/2/2019	0.11 (RL)	
3/19/2020	0.11 (L)	
9/11/2020	0.15 (L)	
4/2/2021	0.11 (L)	
8/12/2021	0.091	
2/14/2022	0.077	
8/31/2022	0.065	
2/28/2023		0.056

Prediction Limit

Constituent: Barium, Total (mg/L) Analysis Run 5/26/2023 1:48 PM View: Appendix I - Intrawell

Plant Scherer Client: Southern Company Data: Scherer PAC-CCR

	GWA-46	GWA-46
12/20/2010	0.019 (J)	
2/1/2011	0.017 (J)	
3/21/2011	0.019 (J)	
4/26/2011	0.02 (J)	
10/27/2011	0.018	
5/2/2012	0.017	
11/8/2012	0.048 (O)	
5/7/2013	0.02	
11/4/2013	0.019	
5/24/2014	0.019	
11/7/2014	0.019	
5/20/2015	0.018	
11/13/2015	0.02	
4/7/2016	0.0207	
6/14/2016	0.019	
8/9/2016	0.017	
10/10/2016	0.02	
12/2/2016	0.02	
2/10/2017	0.018	
4/7/2017	0.02	
6/23/2017	0.021	
10/10/2017	0.018	
3/23/2018	0.02	
10/4/2018	0.019	
3/27/2019	0.021	
9/12/2019	0.022	
3/19/2020	0.023	
9/11/2020	0.022	
4/5/2021	0.022	
8/12/2021	0.023	
2/14/2022	0.024	
8/31/2022	0.022	
2/28/2023		0.022

Prediction Limit

Constituent: Barium, Total (mg/L) Analysis Run 5/26/2023 1:48 PM View: Appendix I - IntraWell

Plant Scherer Client: Southern Company Data: Scherer PAC-CCR

	GWA-47	GWA-47
12/20/2010	0.029 (J)	
2/1/2011	0.038 (J)	
3/23/2011	0.045 (J)	
4/27/2011	0.043 (J)	
10/26/2011	0.023	
5/1/2012	0.021	
11/8/2012	0.038	
5/7/2013	0.042	
11/5/2013	0.039	
5/23/2014	0.088 (O)	
11/7/2014	0.027	
5/21/2015	0.036	
11/12/2015	0.038	
4/8/2016	0.0261	
6/14/2016	0.023	
8/9/2016	0.026	
10/11/2016	0.03	
12/5/2016	0.026	
2/10/2017	0.023	
4/7/2017	0.024	
6/22/2017	0.025	
10/10/2017	0.022	
3/22/2018	0.024	
10/5/2018	0.026	
3/27/2019	0.026	
9/12/2019	0.028	
3/20/2020	0.029	
9/11/2020	0.026	
4/5/2021	0.028	
8/13/2021	0.026	
2/14/2022	0.029	
8/31/2022	0.031	
2/28/2023		0.027

Prediction Limit

Constituent: Barium, Total (mg/L) Analysis Run 5/26/2023 1:48 PM View: Appendix I - IntraWell

Plant Scherer Client: Southern Company Data: Scherer PAC-CCR

	GWA-48	GWA-48
12/21/2010	0.055 (O)	
2/14/2011	0.05 (O)	
3/23/2011	0.031 (J)	
4/27/2011	0.015 (J)	
10/25/2011	0.02	
5/1/2012	0.017	
11/8/2012	0.012	
5/7/2013	0.022	
11/5/2013	0.012	
5/23/2014	0.02	
11/7/2014	0.012	
5/21/2015	0.011	
11/12/2015	0.012	
4/7/2016	0.0116	
6/17/2016	0.012	
8/10/2016	0.012	
10/14/2016	0.016	
12/19/2016	0.012	
2/13/2017	0.017	
4/7/2017	0.011	
6/22/2017	0.014	
10/10/2017	0.012	
3/23/2018	0.012	
10/3/2018	0.012	
3/27/2019	0.013	
9/12/2019	0.016	
3/19/2020	0.02	
9/11/2020	0.013	
4/5/2021	0.015	
8/12/2021	0.013	
2/14/2022	0.014	
8/31/2022	0.016	
2/28/2023		0.014

Prediction Limit

Constituent: Barium, Total (mg/L) Analysis Run 5/26/2023 1:48 PM View: Appendix I - IntraWell
Plant Scherer Client: Southern Company Data: Scherer PAC-CCR

	GWA-49	GWA-49
12/21/2010	0.021 (J)	
2/14/2011	0.021 (J)	
3/21/2011	0.021 (J)	
4/26/2011	0.021 (J)	
10/26/2011	0.019	
5/2/2012	0.018	
11/8/2012	0.018	
5/8/2013	0.017	
11/5/2013	0.019	
5/23/2014	0.021	
11/7/2014	0.019	
5/21/2015	0.02	
11/12/2015	0.019	
4/7/2016	0.0201	
6/14/2016	0.017	
8/9/2016	0.017	
10/11/2016	0.02	
12/2/2016	0.02	
2/9/2017	0.018	
4/7/2017	0.018	
6/22/2017	0.02	
10/10/2017	0.02	
3/22/2018	0.018	
10/3/2018	0.018	
3/27/2019	0.019	
9/12/2019	0.022	
3/19/2020	0.02	
9/10/2020	0.02	
4/6/2021	0.02	
8/12/2021	0.024	
2/14/2022	0.022	
8/30/2022	0.021	
3/1/2023		0.019

Prediction Limit

Constituent: Barium, Total (mg/L) Analysis Run 5/26/2023 1:48 PM View: Appendix I - IntraWell
Plant Scherer Client: Southern Company Data: Scherer PAC-CCR

	GWC-29	GWC-29
12/22/2010	0.016 (J)	
2/15/2011	0.016 (J)	
3/22/2011	0.014 (J)	
4/27/2011	0.016 (J)	
10/26/2011	0.015	
5/2/2012	0.012	
11/8/2012	0.015	
5/8/2013	0.014	
11/4/2013	0.016	
5/24/2014	0.015	
11/7/2014	0.016	
5/22/2015	0.015	
11/13/2015	0.016	
4/11/2016	0.0167	
6/15/2016	0.015	
8/10/2016	0.015	
10/11/2016	0.017	
12/5/2016	0.017	
2/13/2017	0.016	
4/10/2017	0.015	
6/23/2017	0.017	
10/10/2017	0.016	
3/26/2018	0.015	
10/4/2018	0.018	
3/28/2019	0.017	
9/12/2019	0.019	
3/19/2020	0.019	
9/10/2020	0.02	
4/6/2021	0.018	
8/13/2021	0.021	
2/14/2022	0.02	
8/31/2022	0.025	
3/1/2023		0.02

Prediction Limit

Constituent: Barium, Total (mg/L) Analysis Run 5/26/2023 1:48 PM View: Appendix I - IntraWell

Plant Scherer Client: Southern Company Data: Scherer PAC-CCR

	GWC-50	GWC-50
12/22/2010	0.011 (J)	
2/15/2011	0.013 (J)	
3/22/2011	0.01 (J)	
4/27/2011	0.011 (J)	
10/26/2011	0.013	
5/2/2012	0.0084 (J)	
11/8/2012	0.012	
5/8/2013	0.013	
11/4/2013	0.012	
5/24/2014	0.012	
11/8/2014	0.01	
5/22/2015	0.011	
11/13/2015	0.011	
4/11/2016	0.0132	
6/15/2016	0.011	
8/10/2016	0.012	
10/11/2016	0.012	
12/2/2016	0.012	
2/13/2017	0.013	
4/7/2017	0.01	
6/22/2017	0.012	
10/10/2017	0.011	
3/23/2018	0.011	
10/4/2018	0.012	
3/28/2019	0.012	
9/12/2019	0.013	
3/19/2020	0.013	
9/10/2020	0.013	
4/6/2021	0.013	
8/13/2021	0.029	
2/14/2022	0.018	
8/31/2022	0.015	
3/1/2023		0.038

Prediction Limit

Constituent: Barium, Total (mg/L) Analysis Run 5/26/2023 1:48 PM View: Appendix I - IntraWell
Plant Scherer Client: Southern Company Data: Scherer PAC-CCR

	GWC-51	GWC-51
12/22/2010	0.011 (J)	
2/15/2011	0.013 (J)	
3/22/2011	0.01 (J)	
4/27/2011	0.011 (J)	
10/26/2011	0.0099 (J)	
5/2/2012	0.0085 (J)	
11/8/2012	<0.01	
5/8/2013	0.0094 (J)	
11/4/2013	0.0094 (J)	
5/24/2014	0.0094 (J)	
11/7/2014	0.0094 (J)	
5/22/2015	0.0092 (J)	
11/13/2015	0.0095 (J)	
4/11/2016	0.0105	
6/16/2016	0.0089 (J)	
8/10/2016	0.0082	
10/13/2016	0.0088	
12/5/2016	0.01	
2/13/2017	0.0097	
4/10/2017	0.0082	
6/23/2017	0.01	
10/11/2017	0.0092	
3/26/2018	0.0094	
10/4/2018	0.0093	
3/27/2019	0.011	
9/12/2019	0.011	
3/19/2020	0.011	
9/11/2020	0.01	
4/5/2021	0.01	
8/13/2021	0.019	
2/15/2022	0.011	
8/31/2022	0.011	
2/28/2023		0.01

Prediction Limit

Constituent: Barium, Total (mg/L) Analysis Run 5/26/2023 1:48 PM View: Appendix I - IntraWell
Plant Scherer Client: Southern Company Data: Scherer PAC-CCR

	GWC-52	GWC-52
12/21/2010	0.01 (J)	
2/15/2011	0.0086 (J)	
3/21/2011	0.009 (J)	
4/28/2011	0.012 (J)	
10/26/2011	0.0093 (J)	
5/1/2012	0.0048 (J)	
11/9/2012	0.0091 (J)	
5/8/2013	0.0096 (J)	
11/4/2013	0.012	
5/24/2014	0.011	
11/7/2014	0.011	
5/22/2015	0.011	
11/13/2015	0.011	
4/11/2016	0.012	
6/16/2016	0.011	
8/11/2016	0.012	
10/13/2016	0.012	
12/5/2016	0.013	
2/13/2017	0.012	
4/11/2017	0.012	
6/24/2017	0.013	
10/11/2017	0.012	
3/26/2018	0.013	
10/4/2018	0.013	
3/28/2019	0.014	
9/12/2019	0.017	
3/19/2020	0.018	
9/11/2020	0.017	
4/5/2021	0.019	
8/17/2021	0.02	
2/14/2022	0.021	
8/31/2022	0.022	
3/1/2023		0.023

Prediction Limit

Constituent: Barium, Total (mg/L) Analysis Run 5/26/2023 1:48 PM View: Appendix I - IntraWell

Plant Scherer Client: Southern Company Data: Scherer PAC-CCR

	GWC-53	GWC-53
12/20/2010	0.11	
2/14/2011	<0.1	
3/21/2011	<0.1	
4/27/2011	0.091 (J)	
10/26/2011	0.1	
5/1/2012	0.095	
11/9/2012	0.093	
5/8/2013	0.077	
11/4/2013	0.083	
5/24/2014	0.07	
11/7/2014	0.065	
5/20/2015	0.058	
11/13/2015	0.058	
4/8/2016	0.0619	
6/16/2016	0.052	
8/11/2016	0.044	
10/13/2016	0.049	
12/6/2016	0.047	
2/13/2017	0.05	
4/11/2017	0.053	
6/24/2017	0.054	
10/11/2017	0.05	
3/26/2018	0.05	
10/4/2018	0.042	
3/28/2019	0.045	
9/12/2019	0.043	
3/19/2020	0.047	
9/11/2020	0.044	
4/6/2021	0.041	
8/13/2021	0.038	
2/14/2022	0.042	
8/31/2022	0.036	
2/28/2023		0.039

Prediction Limit

Constituent: Beryllium, Total (mg/L) Analysis Run 5/26/2023 1:48 PM View: Appendix I - IntraWell

Plant Scherer Client: Southern Company Data: Scherer PAC-CCR

	GWA-22	GWA-22
12/22/2010	<0.0025	
2/14/2011	<0.0025	
3/22/2011	<0.0025	
4/26/2011	<0.0025	
10/27/2011	<0.0025	
5/1/2012	<0.0025	
11/8/2012	<0.0025	
5/7/2013	<0.0025	
11/4/2013	<0.0025	
5/24/2014	<0.0025	
11/8/2014	<0.0025	
5/21/2015	<0.0025	
11/13/2015	<0.0025	
4/8/2016	<0.0025	
6/14/2016	<0.0025	
8/9/2016	<0.0025	
10/11/2016	<0.0025	
12/5/2016	<0.0025	
2/10/2017	<0.0025	
4/7/2017	<0.0025	
6/26/2017	<0.0025	
10/9/2017	<0.0025	
3/26/2018	<0.0025 (D)	
10/3/2018	<0.0025	
3/27/2019	<0.0025	
9/12/2019	<0.0025	
3/19/2020	<0.0025	
9/10/2020	<0.0025	
4/2/2021	0.00019 (J)	
8/12/2021	<0.0025	
2/15/2022	<0.0025	
8/26/2022	<0.0025	
2/28/2023		<0.0025

Prediction Limit

Constituent: Beryllium, Total (mg/L) Analysis Run 5/26/2023 1:48 PM View: Appendix I - Inrawell

Plant Scherer Client: Southern Company Data: Scherer PAC-CCR

	GWC-51	GWC-51
12/22/2010	<0.0025	
2/15/2011	<0.0025	
3/22/2011	<0.0025	
4/27/2011	<0.0025	
10/26/2011	<0.0025	
5/2/2012	<0.0025	
11/8/2012	<0.0025	
5/8/2013	<0.0025	
11/4/2013	<0.0025	
5/24/2014	<0.0025	
11/7/2014	<0.0025	
5/22/2015	<0.0025	
11/13/2015	<0.0025	
4/11/2016	<0.0025	
6/16/2016	2E-05 (J)	
8/10/2016	<0.0025	
10/13/2016	<0.0025	
12/5/2016	<0.0025	
2/13/2017	<0.0025	
4/10/2017	<0.0025	
6/23/2017	<0.0025	
10/11/2017	<0.0025	
3/26/2018	<0.0025	
10/4/2018	<0.0025	
3/27/2019	<0.0025	
9/12/2019	<0.0025	
3/19/2020	<0.0025	
9/11/2020	<0.0025	
4/5/2021	<0.0025	
8/13/2021	<0.0025	
2/15/2022	<0.0025	
8/31/2022	<0.0025	
2/28/2023		<0.0025

Prediction Limit

Constituent: Cadmium, Total (mg/L) Analysis Run 5/26/2023 1:48 PM View: Appendix I - Intrawell
Plant Scherer Client: Southern Company Data: Scherer PAC-CCR

	GWA-47	GWA-47
12/20/2010	<0.0025	
2/1/2011	<0.0025	
3/23/2011	<0.0025	
4/27/2011	<0.0025	
10/26/2011	<0.0025	
5/1/2012	<0.0025	
11/8/2012	<0.0025	
5/7/2013	<0.0025	
11/5/2013	<0.0025	
5/23/2014	<0.0025	
11/7/2014	<0.0025	
5/21/2015	<0.0025	
11/12/2015	<0.0025	
4/8/2016	<0.0025	
6/14/2016	<0.0025	
8/9/2016	<0.0025	
10/11/2016	<0.0025	
12/5/2016	<0.0025	
2/10/2017	<0.0025	
4/7/2017	0.0016	
6/22/2017	<0.0025	
10/10/2017	<0.0025	
3/22/2018	<0.0025	
10/5/2018	<0.0025	
3/27/2019	<0.0025	
9/12/2019	<0.0025	
3/20/2020	<0.0025	
9/11/2020	<0.0025	
4/5/2021	<0.0025	
8/13/2021	<0.0025	
2/14/2022	<0.0025	
8/31/2022	<0.0025	
2/28/2023		<0.0025

Prediction Limit

Constituent: Cadmium, Total (mg/L) Analysis Run 5/26/2023 1:48 PM View: Appendix I - Intrawell
Plant Scherer Client: Southern Company Data: Scherer PAC-CCR

	GWC-50	GWC-50
12/22/2010	<0.0025	
2/15/2011	<0.0025	
3/22/2011	<0.0025	
4/27/2011	<0.0025	
10/26/2011	<0.0025	
5/2/2012	<0.0025	
11/8/2012	<0.0025	
5/8/2013	<0.0025	
11/4/2013	<0.0025	
5/24/2014	<0.0025	
11/8/2014	<0.0025	
5/22/2015	<0.0025	
11/13/2015	<0.0025	
4/11/2016	<0.0025	
6/15/2016	7.4E-05 (J)	
8/10/2016	<0.0025	
10/11/2016	<0.0025	
12/2/2016	<0.0025	
2/13/2017	<0.0025	
4/7/2017	<0.0025	
6/22/2017	<0.0025	
10/10/2017	<0.0025	
3/23/2018	<0.0025	
10/4/2018	<0.0025	
3/28/2019	<0.0025	
9/12/2019	<0.0025	
3/19/2020	<0.0025	
9/10/2020	<0.0025	
4/6/2021	<0.0025	
8/13/2021	<0.0025	
2/14/2022	<0.0025	
8/31/2022	<0.0025	
3/1/2023		<0.0025

Prediction Limit

Constituent: Chromium, Total (mg/L) Analysis Run 5/26/2023 1:48 PM View: Appendix I - IntraWell
Plant Scherer Client: Southern Company Data: Scherer PAC-CCR

	GWA-21	GWA-21
12/22/2010	0.0052	
2/14/2011	0.0057	
3/22/2011	0.0055	
4/26/2011	0.0069	
10/27/2011	0.011	
5/1/2012	0.0056	
11/8/2012	<0.01	
5/7/2013	0.0036 (J)	
11/4/2013	0.0032 (J)	
5/24/2014	0.0043 (J)	
11/8/2014	<0.01	
5/21/2015	0.002 (J)	
11/13/2015	<0.01	
4/6/2016	0.00278 (J)	
6/14/2016	<0.01	
8/10/2016	0.0019 (J)	
10/11/2016	0.0024 (J)	
12/2/2016	0.0023 (J)	
2/10/2017	0.0021 (J)	
4/10/2017	0.002 (J)	
6/23/2017	0.0018 (J)	
10/9/2017	0.0016 (J)	
3/26/2018	0.0011 (J)	
10/3/2018	0.0014 (J)	
3/27/2019	0.003	
9/12/2019	0.0047	
3/19/2020	0.0026	
9/10/2020	0.0019 (J)	
4/2/2021	0.0029	
8/12/2021	0.0016 (J)	
2/14/2022	0.0026	
8/26/2022	0.0016 (J)	
2/28/2023		0.0024

Prediction Limit

Constituent: Chromium, Total (mg/L) Analysis Run 5/26/2023 1:48 PM View: Appendix I - IntraWell
Plant Scherer Client: Southern Company Data: Scherer PAC-CCR

	GWA-22	GWA-22
12/22/2010	0.0029 (J)	
2/14/2011	0.0027 (J)	
3/22/2011	0.0049 (J)	
4/26/2011	0.0048 (J)	
10/27/2011	0.0023 (J)	
5/1/2012	0.0051	
11/8/2012	0.0034 (J)	
5/7/2013	0.0078	
11/4/2013	0.0055 (J)	
5/24/2014	0.0075 (J)	
11/8/2014	0.0048 (J)	
5/21/2015	0.0082 (J)	
11/13/2015	0.0079 (J)	
4/8/2016	<0.01	
6/14/2016	<0.01	
8/9/2016	0.0079	
10/11/2016	0.0069	
12/5/2016	0.0077	
2/10/2017	0.0098	
4/7/2017	0.0081	
6/26/2017	0.0084	
10/9/2017	0.0082	
3/26/2018	0.0088	
10/3/2018	0.0086	
3/27/2019	0.0078	
9/12/2019	0.0092	
3/19/2020	0.011	
9/10/2020	0.0077	
4/2/2021	0.01	
8/12/2021	0.008	
2/15/2022	0.013	
8/26/2022	0.0078	
2/28/2023		0.01

Prediction Limit

Constituent: Chromium, Total (mg/L) Analysis Run 5/26/2023 1:48 PM View: Appendix I - IntraWell
Plant Scherer Client: Southern Company Data: Scherer PAC-CCR

	GWA-46	GWA-46
12/20/2010	0.0036 (J)	
2/1/2011	0.0037 (J)	
3/21/2011	0.004 (J)	
4/26/2011	0.0037 (J)	
10/27/2011	0.0047 (J)	
5/2/2012	0.005 (J)	
11/8/2012	0.0081	
5/7/2013	0.0035 (J)	
11/4/2013	0.0056 (J)	
5/24/2014	0.005 (J)	
11/7/2014	0.004 (J)	
5/20/2015	0.0062 (J)	
11/13/2015	0.0067 (J)	
4/7/2016	0.00467 (J)	
6/14/2016	<0.01	
8/9/2016	0.0041	
10/10/2016	0.0041	
12/2/2016	0.0039	
2/10/2017	0.0044	
4/7/2017	0.0046	
6/23/2017	0.005	
10/10/2017	0.0088	
3/23/2018	0.0045	
10/4/2018	0.0047	
3/27/2019	0.0048	
9/12/2019	0.0051	
3/19/2020	0.0043	
9/11/2020	0.0042	
4/5/2021	0.0041	
8/12/2021	0.0045	
2/14/2022	0.0047	
8/31/2022	0.0048	
2/28/2023		0.0047

Prediction Limit

Constituent: Chromium, Total (mg/L) Analysis Run 5/26/2023 1:48 PM View: Appendix I - IntraWell
Plant Scherer Client: Southern Company Data: Scherer PAC-CCR

	GWA-47	GWA-47
12/20/2010	0.0064	
2/1/2011	0.015	
3/23/2011	0.0084	
4/27/2011	0.011	
10/26/2011	0.0061	
5/1/2012	0.0072	
11/8/2012	0.015	
5/7/2013	0.044	
11/5/2013	0.023	
5/23/2014	0.022	
11/7/2014	0.013	
5/21/2015	0.029	
11/12/2015	0.045	
4/8/2016	<0.01	
6/14/2016	<0.01	
8/9/2016	0.008	
10/11/2016	0.0079	
12/5/2016	0.0057	
2/10/2017	0.0062	
4/7/2017	0.0072	
6/22/2017	0.0074	
10/10/2017	0.0072	
3/22/2018	0.0074	
10/5/2018	0.0083	
3/27/2019	0.0081	
9/12/2019	0.0088	
3/20/2020	0.0085	
9/11/2020	0.0081	
4/5/2021	0.0084	
8/13/2021	0.0082	
2/14/2022	0.0086	
8/31/2022	0.0084	
2/28/2023		0.0084

Prediction Limit

Constituent: Chromium, Total (mg/L) Analysis Run 5/26/2023 1:48 PM View: Appendix I - IntraWell
Plant Scherer Client: Southern Company Data: Scherer PAC-CCR

	GWA-48	GWA-48
12/21/2010	0.0094	
2/14/2011	0.028	
3/23/2011	0.0042 (J)	
4/27/2011	<0.01	
10/25/2011	0.0062	
5/1/2012	0.011	
11/8/2012	0.0089	
5/7/2013	0.019	
11/5/2013	0.0057 (J)	
5/23/2014	0.0084 (J)	
11/7/2014	0.011	
5/21/2015	0.013	
11/12/2015	0.015	
4/7/2016	0.00498 (J)	
6/17/2016	<0.01	
8/10/2016	0.0047	
10/14/2016	0.0056	
12/19/2016	0.0039	
2/13/2017	0.0059	
4/7/2017	0.0051	
6/22/2017	0.005	
10/10/2017	0.005	
3/23/2018	0.005	
10/3/2018	0.0051	
3/27/2019	0.0051	
9/12/2019	0.0085	
3/19/2020	0.0063	
9/11/2020	0.0053	
4/5/2021	0.0061	
8/12/2021	0.0058	
2/14/2022	0.0058	
8/31/2022	0.0059	
2/28/2023		0.0058

Prediction Limit

Constituent: Chromium, Total (mg/L) Analysis Run 5/26/2023 1:48 PM View: Appendix I - IntraWell
Plant Scherer Client: Southern Company Data: Scherer PAC-CCR

	GWA-49	GWA-49
12/21/2010	0.0073	
2/14/2011	0.0051	
3/21/2011	0.0067	
4/26/2011	0.0065	
10/26/2011	0.0068	
5/2/2012	0.011	
11/8/2012	0.0052	
5/8/2013	0.0059	
11/5/2013	0.0044 (J)	
5/23/2014	0.0087 (J)	
11/7/2014	0.0048 (J)	
5/21/2015	0.006 (J)	
11/12/2015	0.007 (J)	
4/7/2016	0.0056 (J)	
6/14/2016	<0.01	
8/9/2016	0.0053	
10/11/2016	0.0058	
12/2/2016	0.0071	
2/9/2017	0.0051	
4/7/2017	0.006	
6/22/2017	0.0056	
10/10/2017	0.0073	
3/22/2018	0.0051	
10/3/2018	0.0052	
3/27/2019	0.0056	
9/12/2019	0.0075	
3/19/2020	0.0055	
9/10/2020	0.0063	
4/6/2021	0.0055	
8/12/2021	0.0096	
2/14/2022	0.0076	
8/30/2022	0.0064	
3/1/2023		0.0057

Prediction Limit

Constituent: Chromium, Total (mg/L) Analysis Run 5/26/2023 1:48 PM View: Appendix I - IntraWell
Plant Scherer Client: Southern Company Data: Scherer PAC-CCR

	GWC-29	GWC-29
12/22/2010	0.0026 (J)	
2/15/2011	<0.002	
3/22/2011	<0.002	
4/27/2011	<0.002	
10/26/2011	<0.002	
5/2/2012	<0.002	
11/8/2012	<0.002	
5/8/2013	<0.002	
11/4/2013	0.0027 (J)	
5/24/2014	0.0027 (J)	
11/7/2014	<0.002	
5/22/2015	0.0034 (J)	
11/13/2015	0.0038 (J)	
4/11/2016	<0.002	
6/15/2016	<0.002	
8/10/2016	0.0014 (J)	
10/11/2016	0.0017 (J)	
12/5/2016	0.0014 (J)	
2/13/2017	0.0016 (J)	
4/10/2017	0.0014 (J)	
6/23/2017	0.0014 (J)	
10/10/2017	0.0039	
3/26/2018	0.0013 (J)	
10/4/2018	0.0014 (J)	
3/28/2019	0.0012 (J)	
9/12/2019	0.0021 (J)	
3/19/2020	<0.002	
9/10/2020	<0.002	
4/6/2021	<0.002	
8/13/2021	<0.002	
2/14/2022	<0.002	
8/31/2022	<0.002	
3/1/2023		<0.002

Prediction Limit

Constituent: Chromium, Total (mg/L) Analysis Run 5/26/2023 1:48 PM View: Appendix I - Intrawell
Plant Scherer Client: Southern Company Data: Scherer PAC-CCR

	GWC-50	GWC-50
12/22/2010	0.0034 (J)	
2/15/2011	0.0034 (J)	
3/22/2011	0.0037 (J)	
4/27/2011	0.0038 (J)	
10/26/2011	0.0039 (J)	
5/2/2012	0.0044 (J)	
11/8/2012	0.0026 (J)	
5/8/2013	0.0038 (J)	
11/4/2013	0.0063 (J)	
5/24/2014	0.0061 (J)	
11/8/2014	<0.002	
5/22/2015	0.0037 (J)	
11/13/2015	0.0055 (J)	
4/11/2016	0.00479 (J)	
6/15/2016	<0.002	
8/10/2016	0.0047	
10/11/2016	0.0048	
12/2/2016	0.0043	
2/13/2017	0.0047	
4/7/2017	0.0044	
6/22/2017	0.0045	
10/10/2017	0.005	
3/23/2018	0.0042	
10/4/2018	0.005	
3/28/2019	0.0043	
9/12/2019	0.006	
3/19/2020	0.0047	
9/10/2020	0.0047	
4/6/2021	0.0044	
8/13/2021	0.0089	
2/14/2022	0.0046	
8/31/2022	0.004	
3/1/2023		<0.002

Prediction Limit

Constituent: Chromium, Total (mg/L) Analysis Run 5/26/2023 1:48 PM View: Appendix I - IntraWell
Plant Scherer Client: Southern Company Data: Scherer PAC-CCR

	GWC-51	GWC-51
12/22/2010	0.0036 (J)	
2/15/2011	0.0038 (J)	
3/22/2011	0.0022 (J)	
4/27/2011	0.0042 (J)	
10/26/2011	0.0042 (J)	
5/2/2012	0.0037 (J)	
11/8/2012	<0.01	
5/8/2013	0.0032 (J)	
11/4/2013	0.0063 (J)	
5/24/2014	0.003 (J)	
11/7/2014	<0.01	
5/22/2015	0.0023 (J)	
11/13/2015	0.0042 (J)	
4/11/2016	0.00309 (J)	
6/16/2016	<0.01	
8/10/2016	0.0023 (J)	
10/13/2016	0.0028	
12/5/2016	0.0032	
2/13/2017	0.0021 (J)	
4/10/2017	0.0022 (J)	
6/23/2017	0.0025	
10/11/2017	0.0027	
3/26/2018	0.0028	
10/4/2018	0.0041	
3/27/2019	0.0044	
9/12/2019	0.0043	
3/19/2020	0.0032	
9/11/2020	0.0041	
4/5/2021	0.0054	
8/13/2021	0.0087	
2/15/2022	0.0054	
8/31/2022	0.0047	
2/28/2023		0.0047

Prediction Limit

Constituent: Chromium, Total (mg/L) Analysis Run 5/26/2023 1:48 PM View: Appendix I - Intrawell
Plant Scherer Client: Southern Company Data: Scherer PAC-CCR

	GWC-52	GWC-52
12/21/2010	0.01	
2/15/2011	0.0087	
3/21/2011	0.0083	
4/28/2011	0.0076	
10/26/2011	0.0078	
5/1/2012	0.0049 (J)	
11/9/2012	0.0066	
5/8/2013	0.0082	
11/4/2013	0.013	
5/24/2014	0.012	
11/7/2014	0.0084 (J)	
5/22/2015	0.0096 (J)	
11/13/2015	0.011	
4/11/2016	0.0101	
6/16/2016	<0.01	
8/11/2016	0.0097	
10/13/2016	0.012	
12/5/2016	0.012	
2/13/2017	0.011	
4/11/2017	0.011	
6/24/2017	0.0095	
10/11/2017	0.0096	
3/26/2018	0.012	
10/4/2018	0.016	
3/28/2019		0.019
9/12/2019		0.027
3/19/2020		0.029
9/11/2020		0.028
4/5/2021		0.031
8/17/2021		0.034
2/14/2022		0.036
8/31/2022		0.038
3/1/2023		0.038

Prediction Limit

Constituent: Chromium, Total (mg/L) Analysis Run 5/26/2023 1:48 PM View: Appendix I - IntraWell
Plant Scherer Client: Southern Company Data: Scherer PAC-CCR

	GWC-53	GWC-53
12/20/2010	<0.002	
2/14/2011	<0.002	
3/21/2011	<0.002	
4/27/2011	<0.002	
10/26/2011	0.0033 (J)	
5/1/2012	0.0025 (J)	
11/9/2012	<0.002	
5/8/2013	<0.002	
11/4/2013	0.0035 (J)	
5/24/2014	0.0027 (J)	
11/7/2014	<0.002	
5/20/2015	0.0021 (J)	
11/13/2015	0.0041 (J)	
4/8/2016	<0.002	
6/16/2016	<0.002	
8/11/2016	0.0013 (J)	
10/13/2016	0.0018 (J)	
12/6/2016	0.0014 (J)	
2/13/2017	0.0021 (J)	
4/11/2017	0.0012 (J)	
6/24/2017	0.0017 (J)	
10/11/2017	0.0013 (J)	
3/26/2018	0.0014 (J)	
10/4/2018	<0.002	
3/28/2019	<0.002	
9/12/2019	0.002 (J)	
3/19/2020	<0.002	
9/11/2020	0.0023	
4/6/2021	<0.002	
8/13/2021	0.0019 (J)	
2/14/2022	0.0018 (J)	
8/31/2022	0.002	
2/28/2023		0.003

Prediction Limit

Constituent: Cobalt, Total (mg/L) Analysis Run 5/26/2023 1:48 PM View: Appendix I - Intrawell
Plant Scherer Client: Southern Company Data: Scherer PAC-CCR

	GWA-21	GWA-21
12/22/2010	<0.0025	
2/14/2011	<0.0025	
3/22/2011	<0.0025	
4/26/2011	<0.0025	
10/27/2011	<0.0025	
5/1/2012	<0.0025	
11/8/2012	<0.0025	
5/7/2013	<0.0025	
11/4/2013	<0.0025	
5/24/2014	<0.0025	
11/8/2014	<0.0025	
5/21/2015	<0.0025	
11/13/2015	<0.0025	
4/6/2016	<0.0025	
6/14/2016	6.6E-05 (J)	
8/10/2016	<0.0025	
10/11/2016	0.00047 (J)	
12/2/2016	0.0014 (J)	
2/10/2017	0.00052 (J)	
4/10/2017	<0.0025	
6/23/2017	<0.0025	
10/9/2017	0.00053 (J)	
3/26/2018	0.00088 (J)	
10/3/2018	0.0014 (J)	
3/27/2019	<0.0025	
9/12/2019	0.0004 (J)	
3/19/2020	0.00015 (J)	
9/10/2020	0.00019 (J)	
4/2/2021	0.00016 (J)	
8/12/2021	0.00028 (J)	
2/14/2022	<0.0025	
8/26/2022	<0.0025	
2/28/2023		<0.0025

Prediction Limit

Constituent: Cobalt, Total (mg/L) Analysis Run 5/26/2023 1:48 PM View: Appendix I - Intrawell
Plant Scherer Client: Southern Company Data: Scherer PAC-CCR

	GWA-22	GWA-22
12/22/2010	0.0038 (O)	
2/14/2011	<0.0025	
3/22/2011	<0.0025	
4/26/2011	<0.0025	
10/27/2011	<0.0025	
5/1/2012	<0.0025	
11/8/2012	<0.0025	
5/7/2013	<0.0025	
11/4/2013	<0.0025	
5/24/2014	<0.0025	
11/8/2014	<0.0025	
5/21/2015	<0.0025	
11/13/2015	<0.0025	
4/8/2016	<0.0025	
6/14/2016	0.00042 (J)	
8/9/2016	0.00068 (J)	
10/11/2016	<0.0025	
12/5/2016	0.0012 (J)	
2/10/2017	0.0013 (J)	
4/7/2017	<0.0025	
6/26/2017	0.00073 (J)	
10/9/2017	<0.0025	
3/26/2018	<0.0025 (D)	
10/3/2018	<0.0025	
3/27/2019	<0.0025	
9/12/2019	<0.0025	
3/19/2020	<0.0025	
9/10/2020	0.00014 (J)	
4/2/2021	0.00026 (J)	
8/12/2021	0.00015 (J)	
2/15/2022	0.00054 (J)	
8/26/2022	<0.0025	
2/28/2023		<0.0025

Prediction Limit

Constituent: Cobalt, Total (mg/L) Analysis Run 5/26/2023 1:48 PM View: Appendix I - Intrawell
Plant Scherer Client: Southern Company Data: Scherer PAC-CCR

	GWA-45	GWA-45
12/20/2010	0.012	
2/14/2011	0.0093 (J)	
3/21/2011	0.0076 (J)	
4/26/2011	0.0058 (J)	
10/26/2011	0.005 (J)	
5/1/2012	0.0032 (J)	
11/8/2012	0.0034 (J)	
5/8/2013	<0.01	
11/4/2013	<0.01	
5/24/2014	<0.01	
11/7/2014	<0.01	
5/20/2015	<0.01	
11/13/2015	<0.01	
4/7/2016	<0.01	
6/14/2016	0.0031 (J)	
8/9/2016	0.0023 (J)	
10/10/2016	0.0024 (J)	
12/2/2016	0.0021 (J)	
2/9/2017	0.00096 (J)	
4/7/2017	0.0034	
6/22/2017	0.0029	
10/10/2017	0.0025	
3/22/2018	0.0015 (JD)	
10/3/2018	0.0018 (J)	
3/27/2019	0.00083 (J)	
9/12/2019	0.0018 (J)	
3/19/2020	0.0005 (J)	
9/11/2020	0.0035	
4/2/2021	0.002 (J)	
8/12/2021	0.0024 (J)	
2/14/2022	0.00059 (J)	
8/31/2022	0.0012 (J)	
2/28/2023		0.00097 (J)

Prediction Limit

Constituent: Cobalt, Total (mg/L) Analysis Run 5/26/2023 1:48 PM View: Appendix I - Intrawell
Plant Scherer Client: Southern Company Data: Scherer PAC-CCR

	GWA-46	GWA-46
12/20/2010	<0.0025	
2/1/2011	<0.0025	
3/21/2011	<0.0025	
4/26/2011	<0.0025	
10/27/2011	<0.0025	
5/2/2012	<0.0025	
11/8/2012	<0.0025	
5/7/2013	<0.0025	
11/4/2013	<0.0025	
5/24/2014	<0.0025	
11/7/2014	<0.0025	
5/20/2015	<0.0025	
11/13/2015	<0.0025	
4/7/2016	<0.0025	
6/14/2016	3.8E-05 (J)	
8/9/2016	<0.0025	
10/10/2016	<0.0025	
12/2/2016	<0.0025	
2/10/2017	<0.0025	
4/7/2017	<0.0025	
6/23/2017	<0.0025	
10/10/2017	<0.0025	
3/23/2018	<0.0025	
10/4/2018	<0.0025	
3/27/2019	<0.0025	
9/12/2019	9.5E-05 (J)	
3/19/2020	0.00025 (J)	
9/11/2020	<0.0025	
4/5/2021	<0.0025	
8/12/2021	<0.0025	
2/14/2022	<0.0025	
8/31/2022	<0.0025	
2/28/2023		<0.0025

Prediction Limit

Constituent: Cobalt, Total (mg/L) Analysis Run 5/26/2023 1:48 PM View: Appendix I - Intrawell
Plant Scherer Client: Southern Company Data: Scherer PAC-CCR

	GWA-47	GWA-47
12/20/2010	0.0033 (O)	
2/1/2011	<0.0025	
3/23/2011	<0.0025	
4/27/2011	<0.0025	
10/26/2011	<0.0025	
5/1/2012	<0.0025	
11/8/2012	<0.0025	
5/7/2013	<0.0025	
11/5/2013	<0.0025	
5/23/2014	0.0048 (O)	
11/7/2014	<0.0025	
5/21/2015	<0.0025	
11/12/2015	<0.0025	
4/8/2016	<0.0025	
6/14/2016	4.2E-05 (J)	
8/9/2016	<0.0025	
10/11/2016	0.00052 (J)	
12/5/2016	<0.0025	
2/10/2017	<0.0025	
4/7/2017	<0.0025	
6/22/2017	<0.0025	
10/10/2017	<0.0025	
3/22/2018	<0.0025	
10/5/2018	<0.0025	
3/27/2019	<0.0025	
9/12/2019	0.00011 (J)	
3/20/2020	<0.0025	
9/11/2020	<0.0025	
4/5/2021	0.00017 (J)	
8/13/2021	<0.0025	
2/14/2022	<0.0025	
8/31/2022	<0.0025	
2/28/2023		<0.0025

Prediction Limit

Constituent: Cobalt, Total (mg/L) Analysis Run 5/26/2023 1:48 PM View: Appendix I - Intrawell
Plant Scherer Client: Southern Company Data: Scherer PAC-CCR

	GWA-48	GWA-48
12/21/2010	<0.0025	
2/14/2011	<0.0025	
3/23/2011	<0.0025	
4/27/2011	<0.0025	
10/25/2011	<0.0025	
5/1/2012	0.0039 (O)	
11/8/2012	<0.0025	
5/7/2013	<0.0025	
11/5/2013	<0.0025	
5/23/2014	<0.0025	
11/7/2014	<0.0025	
5/21/2015	<0.0025	
11/12/2015	<0.0025	
4/7/2016	<0.0025	
6/17/2016	0.00017 (J)	
8/10/2016	<0.0025	
10/14/2016	<0.0025	
12/19/2016	<0.0025	
2/13/2017	<0.0025	
4/7/2017	<0.0025	
6/22/2017	<0.0025	
10/10/2017	<0.0025	
3/23/2018	<0.0025	
10/3/2018	<0.0025	
3/27/2019	<0.0025	
9/12/2019	<0.0025	
3/19/2020	0.00029 (J)	
9/11/2020	<0.0025	
4/5/2021	0.00019 (J)	
8/12/2021	<0.0025	
2/14/2022	<0.0025	
8/31/2022	<0.0025	
2/28/2023		<0.0025

Prediction Limit

Constituent: Cobalt, Total (mg/L) Analysis Run 5/26/2023 1:48 PM View: Appendix I - Intrawell
Plant Scherer Client: Southern Company Data: Scherer PAC-CCR

	GWA-49	GWA-49
12/21/2010	<0.0025	
2/14/2011	<0.0025	
3/21/2011	<0.0025	
4/26/2011	<0.0025	
10/26/2011	<0.0025	
5/2/2012	<0.0025	
11/8/2012	<0.0025	
5/8/2013	<0.0025	
11/5/2013	<0.0025	
5/23/2014	<0.0025	
11/7/2014	<0.0025	
5/21/2015	<0.0025	
11/12/2015	<0.0025	
4/7/2016	<0.0025	
6/14/2016	<0.0025	
8/9/2016	<0.0025	
10/11/2016	<0.0025	
12/2/2016	0.0004 (J)	
2/9/2017	<0.0025	
4/7/2017	<0.0025	
6/22/2017	<0.0025	
10/10/2017	<0.0025	
3/22/2018	<0.0025	
10/3/2018	<0.0025	
3/27/2019	<0.0025	
9/12/2019	0.00017 (J)	
3/19/2020	<0.0025	
9/10/2020	0.0002 (J)	
4/6/2021	<0.0025	
8/12/2021	0.00072 (J)	
2/14/2022	0.00039 (J)	
8/30/2022	<0.0025	
3/1/2023		<0.0025

Prediction Limit

Constituent: Cobalt, Total (mg/L) Analysis Run 5/26/2023 1:48 PM View: Appendix I - Intrawell
Plant Scherer Client: Southern Company Data: Scherer PAC-CCR

	GWC-29	GWC-29
12/22/2010	<0.0025	
2/15/2011	<0.0025	
3/22/2011	<0.0025	
4/27/2011	<0.0025	
10/26/2011	<0.0025	
5/2/2012	<0.0025	
11/8/2012	<0.0025	
5/8/2013	<0.0025	
11/4/2013	<0.0025	
5/24/2014	<0.0025	
11/7/2014	<0.0025	
5/22/2015	<0.0025	
11/13/2015	<0.0025	
4/11/2016	<0.0025	
6/15/2016	<0.0025	
8/10/2016	<0.0025	
10/11/2016	<0.0025	
12/5/2016	<0.0025	
2/13/2017	<0.0025	
4/10/2017	<0.0025	
6/23/2017	<0.0025	
10/10/2017	<0.0025	
3/26/2018	<0.0025	
10/4/2018	<0.0025	
3/28/2019	<0.0025	
9/12/2019	<0.0025	
3/19/2020	<0.0025	
9/10/2020	<0.0025	
4/6/2021	<0.0025	
8/13/2021	0.00015 (J)	
2/14/2022	<0.0025	
8/31/2022	<0.0025	
3/1/2023		<0.0025

Prediction Limit

Constituent: Cobalt, Total (mg/L) Analysis Run 5/26/2023 1:48 PM View: Appendix I - Intrawell
Plant Scherer Client: Southern Company Data: Scherer PAC-CCR

	GWC-50	GWC-50
12/22/2010	<0.0025	
2/15/2011	<0.0025	
3/22/2011	<0.0025	
4/27/2011	<0.0025	
10/26/2011	<0.0025	
5/2/2012	<0.0025	
11/8/2012	<0.0025	
5/8/2013	<0.0025	
11/4/2013	<0.0025	
5/24/2014	<0.0025	
11/8/2014	<0.0025	
5/22/2015	<0.0025	
11/13/2015	<0.0025	
4/11/2016	<0.0025	
6/15/2016	<0.0025	
8/10/2016	<0.0025	
10/11/2016	<0.0025	
12/2/2016	<0.0025	
2/13/2017	<0.0025	
4/7/2017	<0.0025	
6/22/2017	<0.0025	
10/10/2017	<0.0025	
3/23/2018	<0.0025	
10/4/2018	<0.0025	
3/28/2019	<0.0025	
9/12/2019	<0.0025	
3/19/2020	<0.0025	
9/10/2020	<0.0025	
4/6/2021	<0.0025	
8/13/2021	0.00074 (J)	
2/14/2022	<0.0025	
8/31/2022	<0.0025	
3/1/2023		0.01

Prediction Limit

Constituent: Cobalt, Total (mg/L) Analysis Run 5/26/2023 1:48 PM View: Appendix I - Intrawell
Plant Scherer Client: Southern Company Data: Scherer PAC-CCR

	GWC-51	GWC-51
12/22/2010	<0.0025	
2/15/2011	<0.0025	
3/22/2011	<0.0025	
4/27/2011	<0.0025	
10/26/2011	<0.0025	
5/2/2012	<0.0025	
11/8/2012	<0.0025	
5/8/2013	<0.0025	
11/4/2013	<0.0025	
5/24/2014	<0.0025	
11/7/2014	<0.0025	
5/22/2015	<0.0025	
11/13/2015	<0.0025	
4/11/2016	<0.0025	
6/16/2016	<0.0025	
8/10/2016	<0.0025	
10/13/2016	<0.0025	
12/5/2016	<0.0025	
2/13/2017	<0.0025	
4/10/2017	<0.0025	
6/23/2017	<0.0025	
10/11/2017	<0.0025	
3/26/2018	<0.0025	
10/4/2018	<0.0025	
3/27/2019	<0.0025	
9/12/2019	0.00012 (J)	
3/19/2020	<0.0025	
9/11/2020	<0.0025	
4/5/2021	0.0002 (J)	
8/13/2021	0.00059 (J)	
2/15/2022	<0.0025	
8/31/2022	<0.0025	
2/28/2023		<0.0025

Prediction Limit

Constituent: Cobalt, Total (mg/L) Analysis Run 5/26/2023 1:48 PM View: Appendix I - Intrawell
Plant Scherer Client: Southern Company Data: Scherer PAC-CCR

	GWC-53	GWC-53
12/20/2010	0.0051 (J)	
2/14/2011	0.0038 (J)	
3/21/2011	0.0037 (J)	
4/27/2011	<0.01	
10/26/2011	0.0046 (J)	
5/1/2012	0.0043 (J)	
11/9/2012	0.007 (J)	
5/8/2013	0.0047 (J)	
11/4/2013	0.0096 (J)	
5/24/2014	0.0097 (J)	
11/7/2014	0.012	
5/20/2015	0.011	
11/13/2015	0.013	
4/8/2016	<0.01	
6/16/2016	0.0062 (J)	
8/11/2016	0.0092	
10/13/2016	0.0045	
12/6/2016	0.0043	
2/13/2017	0.011	
4/11/2017	0.012	
6/24/2017	0.011	
10/11/2017	0.016	
3/26/2018	0.0069	
10/4/2018	0.016	
3/28/2019	0.011	
9/12/2019	0.011	
3/19/2020	0.0083	
9/11/2020	0.002 (J)	
4/6/2021	0.0062	
8/13/2021	0.015	
2/14/2022	0.011	
8/31/2022	0.014	
2/28/2023		0.0038

Prediction Limit

Constituent: Copper, Total (mg/L) Analysis Run 5/26/2023 1:48 PM View: Appendix I - IntraWell
Plant Scherer Client: Southern Company Data: Scherer PAC-CCR

	GWA-21	GWA-21
12/22/2010	<0.002	
2/14/2011	<0.002	
3/22/2011	<0.002	
4/26/2011	<0.002	
10/27/2011	<0.002	
5/1/2012	<0.002	
11/8/2012	<0.002	
5/7/2013	<0.002	
11/4/2013	<0.002	
5/24/2014	<0.002	
11/8/2014	<0.002	
5/21/2015	0.0028 (O)	
11/13/2015	<0.002	
4/6/2016	<0.002	
10/11/2016	<0.002	
4/10/2017	<0.002	
10/9/2017	<0.002	
3/26/2018	<0.002	
10/3/2018	<0.002	
3/27/2019	<0.002	
9/12/2019	<0.002	
3/19/2020	<0.002	
9/10/2020	0.0023	
4/2/2021	<0.002	
8/12/2021	0.00066 (J)	
2/14/2022	<0.002	
8/26/2022	<0.002	
2/28/2023		<0.002

Prediction Limit

Constituent: Copper, Total (mg/L) Analysis Run 5/26/2023 1:48 PM View: Appendix I - IntraWell
Plant Scherer Client: Southern Company Data: Scherer PAC-CCR

	GWA-22	GWA-22
12/22/2010	<0.002	
2/14/2011	<0.002	
3/22/2011	<0.002	
4/26/2011	<0.002	
10/27/2011	<0.002	
5/1/2012	<0.002	
11/8/2012	<0.002	
5/7/2013	<0.002	
11/4/2013	<0.002	
5/24/2014	<0.002	
11/8/2014	<0.002	
5/21/2015	0.003 (J)	
11/13/2015	0.078 (O)	
4/8/2016	<0.002	
10/11/2016	<0.002	
4/7/2017	<0.002	
10/9/2017	<0.002	
3/26/2018	<0.002 (D)	
10/3/2018	<0.002	
3/27/2019	<0.002	
9/12/2019	<0.002	
3/19/2020	<0.002	
9/10/2020	<0.002	
4/2/2021	<0.002	
8/12/2021	<0.002	
2/15/2022	0.0015 (J)	
8/26/2022	<0.002	
2/28/2023		<0.002

Prediction Limit

Constituent: Copper, Total (mg/L) Analysis Run 5/26/2023 1:48 PM View: Appendix I - Intrawell
Plant Scherer Client: Southern Company Data: Scherer PAC-CCR

	GWA-45	GWA-45
12/20/2010	0.0021 (J)	
2/14/2011	<0.002	
3/21/2011	<0.002	
4/26/2011	<0.002	
10/26/2011	<0.002	
5/1/2012	<0.002	
11/8/2012	0.0034 (J)	
5/8/2013	<0.002	
11/4/2013	<0.002	
5/24/2014	<0.002	
11/7/2014	0.002 (J)	
5/20/2015	0.0024 (J)	
11/13/2015	<0.002	
4/7/2016	<0.002	
10/10/2016	<0.002	
4/7/2017	<0.002	
10/10/2017	<0.002	
3/22/2018	<0.002 (D)	
10/3/2018	<0.002	
3/27/2019	<0.002	
9/12/2019	<0.002	
3/19/2020	0.00072 (J)	
9/11/2020	0.002	
4/2/2021	<0.002	
8/12/2021	<0.002	
2/14/2022	<0.002	
8/31/2022	<0.002	
2/28/2023		<0.002

Prediction Limit

Constituent: Copper, Total (mg/L) Analysis Run 5/26/2023 1:48 PM View: Appendix I - IntraWell
Plant Scherer Client: Southern Company Data: Scherer PAC-CCR

	GWA-47	GWA-47
12/20/2010	0.0065 (J)	
2/1/2011	0.018	
3/23/2011	0.022	
4/27/2011	0.02	
10/26/2011	0.0025 (J)	
5/1/2012	0.0022 (J)	
11/8/2012	0.015	
5/7/2013	0.02	
11/5/2013	0.014	
5/23/2014	0.06 (O)	
11/7/2014	0.0032 (J)	
5/21/2015	0.017 (JV)	
11/12/2015	0.01 (J)	
4/8/2016	<0.002	
10/11/2016	0.0051	
4/7/2017	<0.002	
10/10/2017	<0.002	
3/22/2018	<0.002	
10/5/2018	<0.002	
3/27/2019	<0.002	
9/12/2019	<0.002	
3/20/2020	0.0011 (J)	
9/11/2020	<0.002	
4/5/2021	0.0019 (J)	
8/13/2021	<0.002	
2/14/2022	<0.002	
8/31/2022	<0.002	
2/28/2023		<0.002

Prediction Limit

Constituent: Copper, Total (mg/L) Analysis Run 5/26/2023 1:48 PM View: Appendix I - Intrawell
Plant Scherer Client: Southern Company Data: Scherer PAC-CCR

	GWA-48	GWA-48
12/21/2010	0.0084 (J)	
2/14/2011	0.013 (O)	
3/23/2011	0.0061 (J)	
4/27/2011	<0.002	
10/25/2011	<0.002	
5/1/2012	0.0027 (J)	
11/8/2012	<0.002	
5/7/2013	0.0039 (J)	
11/5/2013	<0.002	
5/23/2014	0.0029 (J)	
11/7/2014	<0.002	
5/21/2015	0.0031 (J)	
11/12/2015	<0.002	
4/7/2016	<0.002	
10/14/2016	0.0024 (J)	
4/7/2017	<0.002	
10/10/2017	<0.002	
3/23/2018	<0.002	
10/3/2018	<0.002	
3/27/2019	<0.002	
9/12/2019	0.00083 (J)	
3/19/2020	0.0022	
9/11/2020	<0.002	
4/5/2021	0.00093 (J)	
8/12/2021	<0.002	
2/14/2022	<0.002	
8/31/2022	<0.002	
2/28/2023		<0.002

Prediction Limit

Constituent: Copper, Total (mg/L) Analysis Run 5/26/2023 1:48 PM View: Appendix I - IntraWell
Plant Scherer Client: Southern Company Data: Scherer PAC-CCR

	GWA-49	GWA-49
12/21/2010	<0.002	
2/14/2011	<0.002	
3/21/2011	<0.002	
4/26/2011	<0.002	
10/26/2011	<0.002	
5/2/2012	<0.002	
11/8/2012	<0.002	
5/8/2013	<0.002	
11/5/2013	<0.002	
5/23/2014	<0.002	
11/7/2014	<0.002	
5/21/2015	<0.002	
11/12/2015	<0.002	
4/7/2016	<0.002	
10/11/2016	<0.002	
4/7/2017	<0.002	
10/10/2017	<0.002	
3/22/2018	<0.002	
10/3/2018	<0.002	
3/27/2019	<0.002	
9/12/2019	<0.002	
3/19/2020	<0.002	
9/10/2020	<0.002	
4/6/2021	<0.002	
8/12/2021	0.0031	
2/14/2022	0.0014 (J)	
8/30/2022	<0.002	
3/1/2023		0.0011 (J)

Prediction Limit

Constituent: Copper, Total (mg/L) Analysis Run 5/26/2023 1:48 PM View: Appendix I - Inrawell
Plant Scherer Client: Southern Company Data: Scherer PAC-CCR

	GWC-50	GWC-50
12/22/2010	<0.002	
2/15/2011	<0.002	
3/22/2011	<0.002	
4/27/2011	<0.002	
10/26/2011	<0.002	
5/2/2012	<0.002	
11/8/2012	<0.002	
5/8/2013	<0.002	
11/4/2013	<0.002	
5/24/2014	<0.002	
11/8/2014	<0.002	
5/22/2015	0.0031 (O)	
11/13/2015	<0.002	
4/11/2016	<0.002	
10/11/2016	<0.002	
4/7/2017	<0.002	
10/10/2017	<0.002	
3/23/2018	<0.002	
10/4/2018	<0.002	
3/28/2019	<0.002	
9/12/2019	<0.002	
3/19/2020	<0.002	
9/10/2020	<0.002	
4/6/2021	<0.002	
8/13/2021	0.0046	
2/14/2022	0.0013 (J)	
8/31/2022	<0.002	
3/1/2023		<0.002

Prediction Limit

Constituent: Copper, Total (mg/L) Analysis Run 5/26/2023 1:48 PM View: Appendix I - Inrawell
Plant Scherer Client: Southern Company Data: Scherer PAC-CCR

	GWC-51	GWC-51
12/22/2010	<0.002	
2/15/2011	<0.002	
3/22/2011	<0.002	
4/27/2011	<0.002	
10/26/2011	<0.002	
5/2/2012	<0.002	
11/8/2012	<0.002	
5/8/2013	<0.002	
11/4/2013	<0.002	
5/24/2014	<0.002	
11/7/2014	<0.002	
5/22/2015	<0.002	
11/13/2015	<0.002	
4/11/2016	<0.002	
10/13/2016	<0.002	
4/10/2017	<0.002	
10/11/2017	<0.002	
3/26/2018	<0.002	
10/4/2018	<0.002	
3/27/2019	<0.002	
9/12/2019	<0.002	
3/19/2020	<0.002	
9/11/2020	0.0013 (J)	
4/5/2021	<0.002	
8/13/2021	0.0025	
2/15/2022	<0.002	
8/31/2022	<0.002	
2/28/2023		<0.002

Prediction Limit

Constituent: Lead, Total (mg/L) Analysis Run 5/26/2023 1:48 PM View: Appendix I - Intrawell
Plant Scherer Client: Southern Company Data: Scherer PAC-CCR

	GWA-21	GWA-21
12/22/2010	<0.001	
2/14/2011	0.0028 (J)	
3/22/2011	0.0021 (J)	
4/26/2011	0.003 (J)	
10/27/2011	0.0028 (J)	
5/1/2012	<0.001	
11/8/2012	<0.001	
5/7/2013	0.0044 (J)	
11/4/2013	<0.001	
5/24/2014	<0.001	
11/8/2014	<0.001	
5/21/2015	0.0032 (J)	
11/13/2015	<0.001	
4/6/2016	<0.001	
6/14/2016	<0.001	
8/10/2016	<0.001	
10/11/2016	<0.001	
12/2/2016	<0.001	
2/10/2017	<0.001	
4/10/2017	<0.001	
6/23/2017	<0.001	
10/9/2017	<0.001	
3/26/2018	<0.001	
10/3/2018	<0.001	
3/27/2019	<0.001	
9/12/2019	<0.001	
3/19/2020	<0.001	
9/10/2020	0.0022	
4/2/2021	<0.001	
8/12/2021	<0.001	
2/14/2022	<0.001	
8/26/2022	<0.001	
2/28/2023		<0.001

Prediction Limit

Constituent: Lead, Total (mg/L) Analysis Run 5/26/2023 1:48 PM View: Appendix I - Intrawell
Plant Scherer Client: Southern Company Data: Scherer PAC-CCR

	GWA-22	GWA-22
12/22/2010	<0.001	
2/14/2011	<0.001	
3/22/2011	<0.001	
4/26/2011	0.0025 (J)	
10/27/2011	0.0033 (J)	
5/1/2012	<0.001	
11/8/2012	<0.001	
5/7/2013	0.0048 (J)	
11/4/2013	<0.001	
5/24/2014	<0.001	
11/8/2014	0.0021 (J)	
5/21/2015	0.002 (J)	
11/13/2015	<0.001	
4/8/2016	<0.001	
6/14/2016	<0.001	
8/9/2016	<0.001	
10/11/2016	<0.001	
12/5/2016	<0.001	
2/10/2017	<0.001	
4/7/2017	<0.001	
6/26/2017	<0.001	
10/9/2017	<0.001	
3/26/2018	<0.001 (D)	
10/3/2018	<0.001	
3/27/2019	<0.001	
9/12/2019	<0.001	
3/19/2020	<0.001	
9/10/2020	<0.001	
4/2/2021	0.00018 (J)	
8/12/2021	<0.001	
2/15/2022	0.00025 (J)	
8/26/2022	<0.001	
2/28/2023		<0.001

Prediction Limit

Constituent: Lead, Total (mg/L) Analysis Run 5/26/2023 1:48 PM View: Appendix I - Intrawell
Plant Scherer Client: Southern Company Data: Scherer PAC-CCR

	GWA-45	GWA-45
12/20/2010	<0.001	
2/14/2011	0.0024 (J)	
3/21/2011	<0.001	
4/26/2011	0.0027 (J)	
10/26/2011	0.0026 (J)	
5/1/2012	<0.001	
11/8/2012	0.0023 (J)	
5/8/2013	0.0026 (J)	
11/4/2013	<0.001	
5/24/2014	<0.001	
11/7/2014	<0.001	
5/20/2015	0.005 (J)	
11/13/2015	0.0031 (J)	
4/7/2016	<0.001	
6/14/2016	<0.001	
8/9/2016	<0.001	
10/10/2016	<0.001	
12/2/2016	<0.001	
2/9/2017	<0.001	
4/7/2017	<0.001	
6/22/2017	<0.001	
10/10/2017	<0.001	
3/22/2018	<0.001 (D)	
10/3/2018	<0.001	
3/27/2019	<0.001	
9/12/2019	<0.001	
3/19/2020	0.00019 (J)	
9/11/2020	0.0016	
4/2/2021	<0.001	
8/12/2021	<0.001	
2/14/2022	<0.001	
8/31/2022	<0.001	
2/28/2023		<0.001

Prediction Limit

Constituent: Lead, Total (mg/L) Analysis Run 5/26/2023 1:48 PM View: Appendix I - Intrawell
Plant Scherer Client: Southern Company Data: Scherer PAC-CCR

	GWA-46	GWA-46
12/20/2010	<0.001	
2/1/2011	<0.001	
3/21/2011	<0.001	
4/26/2011	0.0024 (J)	
10/27/2011	0.0025 (J)	
5/2/2012	<0.001	
11/8/2012	0.003 (J)	
5/7/2013	0.0029 (J)	
11/4/2013	<0.001	
5/24/2014	<0.001	
11/7/2014	<0.001	
5/20/2015	0.0037 (J)	
11/13/2015	<0.001	
4/7/2016	<0.001	
6/14/2016	<0.001	
8/9/2016	<0.001	
10/10/2016	<0.001	
12/2/2016	<0.001	
2/10/2017	<0.001	
4/7/2017	<0.001	
6/23/2017	<0.001	
10/10/2017	<0.001	
3/23/2018	<0.001	
10/4/2018	<0.001	
3/27/2019	<0.001	
9/12/2019	<0.001	
3/19/2020	<0.001	
9/11/2020	<0.001	
4/5/2021	<0.001	
8/12/2021	<0.001	
2/14/2022	<0.001	
8/31/2022	<0.001	
2/28/2023		<0.001

Prediction Limit

Constituent: Lead, Total (mg/L) Analysis Run 5/26/2023 1:48 PM View: Appendix I - Intrawell
Plant Scherer Client: Southern Company Data: Scherer PAC-CCR

	GWA-47	GWA-47
12/20/2010	<0.001	
2/1/2011	0.0027 (J)	
3/23/2011	0.0041 (J)	
4/27/2011	0.0054	
10/26/2011	<0.001	
5/1/2012	<0.001	
11/8/2012	0.0022 (J)	
5/7/2013	0.0062	
11/5/2013	<0.001	
5/23/2014	0.0026 (J)	
11/7/2014	0.0022 (J)	
5/21/2015	0.0049 (J)	
11/12/2015	<0.001	
4/8/2016	<0.001	
6/14/2016	<0.001	
8/9/2016	<0.001	
10/11/2016	<0.001	
12/5/2016	<0.001	
2/10/2017	<0.001	
4/7/2017	<0.001	
6/22/2017	<0.001	
10/10/2017	<0.001	
3/22/2018	0.00096 (J)	
10/5/2018	<0.001	
3/27/2019	<0.001	
9/12/2019	<0.001	
3/20/2020	<0.001	
9/11/2020	<0.001	
4/5/2021	<0.001	
8/13/2021	<0.001	
2/14/2022	<0.001	
8/31/2022	<0.001	
2/28/2023		<0.001

Prediction Limit

Constituent: Lead, Total (mg/L) Analysis Run 5/26/2023 1:48 PM View: Appendix I - Intrawell
Plant Scherer Client: Southern Company Data: Scherer PAC-CCR

	GWA-48	GWA-48
12/21/2010	<0.001	
2/14/2011	0.0029 (J)	
3/23/2011	0.0028 (J)	
4/27/2011	0.0038 (J)	
10/25/2011	0.0043 (J)	
5/1/2012	<0.001	
11/8/2012	<0.001	
5/7/2013	0.0064	
11/5/2013	<0.001	
5/23/2014	<0.001	
11/7/2014	0.0026 (J)	
5/21/2015	0.0038 (J)	
11/12/2015	0.0021 (J)	
4/7/2016	<0.001	
6/17/2016	<0.001	
8/10/2016	<0.001	
10/14/2016	<0.001	
12/19/2016	<0.001	
2/13/2017	<0.001	
4/7/2017	<0.001	
6/22/2017	<0.001	
10/10/2017	<0.001	
3/23/2018	<0.001	
10/3/2018	<0.001	
3/27/2019	<0.001	
9/12/2019	<0.001	
3/19/2020	0.0002 (J)	
9/11/2020	<0.001	
4/5/2021	<0.001	
8/12/2021	<0.001	
2/14/2022	<0.001	
8/31/2022	<0.001	
2/28/2023		<0.001

Prediction Limit

Constituent: Lead, Total (mg/L) Analysis Run 5/26/2023 1:48 PM View: Appendix I - Intrawell
Plant Scherer Client: Southern Company Data: Scherer PAC-CCR

	GWA-49	GWA-49
12/21/2010	<0.001	
2/14/2011	0.0032 (J)	
3/21/2011	0.0038 (J)	
4/26/2011	0.0046 (J)	
10/26/2011	0.0024 (J)	
5/2/2012	<0.001	
11/8/2012	0.0021 (J)	
5/8/2013	0.006	
11/5/2013	0.0023 (J)	
5/23/2014	<0.001	
11/7/2014	<0.001	
5/21/2015	0.0062 (J)	
11/12/2015	0.0035 (J)	
4/7/2016	<0.001	
6/14/2016	<0.001	
8/9/2016	<0.001	
10/11/2016	<0.001	
12/2/2016	<0.001	
2/9/2017	<0.001	
4/7/2017	<0.001	
6/22/2017	<0.001	
10/10/2017	<0.001	
3/22/2018	<0.001	
10/3/2018	<0.001	
3/27/2019	<0.001	
9/12/2019	<0.001	
3/19/2020	<0.001	
9/10/2020	<0.001	
4/6/2021	<0.001	
8/12/2021	<0.001	
2/14/2022	<0.001	
8/30/2022	<0.001	
3/1/2023		<0.001

Prediction Limit

Constituent: Lead, Total (mg/L) Analysis Run 5/26/2023 1:48 PM View: Appendix I - Intrawell
Plant Scherer Client: Southern Company Data: Scherer PAC-CCR

	GWC-29	GWC-29
12/22/2010	<0.001	
2/15/2011	0.0021 (J)	
3/22/2011	0.0027 (J)	
4/27/2011	0.0024 (J)	
10/26/2011	0.0021 (J)	
5/2/2012	<0.001	
11/8/2012	<0.001	
5/8/2013	0.0035 (J)	
11/4/2013	<0.001	
5/24/2014	<0.001	
11/7/2014	<0.001	
5/22/2015	0.0038 (J)	
11/13/2015	<0.001	
4/11/2016	<0.001	
6/15/2016	<0.001	
8/10/2016	<0.001	
10/11/2016	<0.001	
12/5/2016	<0.001	
2/13/2017	<0.001	
4/10/2017	<0.001	
6/23/2017	<0.001	
10/10/2017	<0.001	
3/26/2018	<0.001	
10/4/2018	<0.001	
3/28/2019	<0.001	
9/12/2019	<0.001	
3/19/2020	<0.001	
9/10/2020	<0.001	
4/6/2021	<0.001	
8/13/2021	<0.001	
2/14/2022	<0.001	
8/31/2022	<0.001	
3/1/2023		<0.001

Prediction Limit

Constituent: Lead, Total (mg/L) Analysis Run 5/26/2023 1:48 PM View: Appendix I - Intrawell
Plant Scherer Client: Southern Company Data: Scherer PAC-CCR

	GWC-50	GWC-50
12/22/2010	<0.001	
2/15/2011	0.0028 (J)	
3/22/2011	0.0022 (J)	
4/27/2011	0.0033 (J)	
10/26/2011	0.0028 (J)	
5/2/2012	<0.001	
11/8/2012	<0.001	
5/8/2013	0.0043 (J)	
11/4/2013	<0.001	
5/24/2014	<0.001	
11/8/2014	<0.001	
5/22/2015	0.0042 (J)	
11/13/2015	<0.001	
4/11/2016	<0.001	
6/15/2016	<0.001	
8/10/2016	<0.001	
10/11/2016	<0.001	
12/2/2016	<0.001	
2/13/2017	<0.001	
4/7/2017	<0.001	
6/22/2017	<0.001	
10/10/2017	<0.001	
3/23/2018	<0.001	
10/4/2018	<0.001	
3/28/2019	<0.001	
9/12/2019	<0.001	
3/19/2020	<0.001	
9/10/2020	<0.001	
4/6/2021	<0.001	
8/13/2021	0.00054 (J)	
2/14/2022	0.00019 (J)	
8/31/2022	<0.001	
3/1/2023		<0.001

Prediction Limit

Constituent: Lead, Total (mg/L) Analysis Run 5/26/2023 1:48 PM View: Appendix I - Intrawell
Plant Scherer Client: Southern Company Data: Scherer PAC-CCR

	GWC-51	GWC-51
12/22/2010	<0.001	
2/15/2011	0.0032 (J)	
3/22/2011	0.0024 (J)	
4/27/2011	0.0033 (J)	
10/26/2011	0.0023 (J)	
5/2/2012	<0.001	
11/8/2012	<0.001	
5/8/2013	0.0035 (J)	
11/4/2013	<0.001	
5/24/2014	<0.001	
11/7/2014	<0.001	
5/22/2015	0.0035 (J)	
11/13/2015	<0.001	
4/11/2016	<0.001	
6/16/2016	<0.001	
8/10/2016	<0.001	
10/13/2016	<0.001	
12/5/2016	<0.001	
2/13/2017	<0.001	
4/10/2017	<0.001	
6/23/2017	<0.001	
10/11/2017	0.00041 (J)	
3/26/2018	<0.001	
10/4/2018	<0.001	
3/27/2019	<0.001	
9/12/2019	<0.001	
3/19/2020	<0.001	
9/11/2020	0.0015	
4/5/2021	<0.001	
8/13/2021	0.00022 (J)	
2/15/2022	<0.001	
8/31/2022	<0.001	
2/28/2023		<0.001

Prediction Limit

Constituent: Lead, Total (mg/L) Analysis Run 5/26/2023 1:48 PM View: Appendix I - Intrawell
Plant Scherer Client: Southern Company Data: Scherer PAC-CCR

	GWC-52	GWC-52
12/21/2010	<0.001	
2/15/2011	0.0034 (J)	
3/21/2011	0.004 (J)	
4/28/2011	0.0036 (J)	
10/26/2011	0.0038 (J)	
5/1/2012	<0.001	
11/9/2012	<0.001	
5/8/2013	0.0059	
11/4/2013	0.0027 (J)	
5/24/2014	<0.001	
11/7/2014	<0.001	
5/22/2015	0.006 (J)	
11/13/2015	0.0024 (J)	
4/11/2016	<0.001	
6/16/2016	<0.001	
8/11/2016	<0.001	
10/13/2016	<0.001	
12/5/2016	<0.001	
2/13/2017	<0.001	
4/11/2017	<0.001	
6/24/2017	<0.001	
10/11/2017	<0.001	
3/26/2018	0.0034 (o)	
10/4/2018	<0.001	
3/28/2019	<0.001	
9/12/2019	<0.001	
3/19/2020	<0.001	
9/11/2020	<0.001	
4/5/2021	<0.001	
8/17/2021	<0.001	
2/14/2022	<0.001	
8/31/2022	<0.001	
3/1/2023		<0.001

Prediction Limit

Constituent: Lead, Total (mg/L) Analysis Run 5/26/2023 1:48 PM View: Appendix I - Intrawell
Plant Scherer Client: Southern Company Data: Scherer PAC-CCR

	GWC-53	GWC-53
12/20/2010	<0.001	
2/14/2011	<0.001	
3/21/2011	<0.001	
4/27/2011	<0.001	
10/26/2011	<0.001	
5/1/2012	<0.001	
11/9/2012	<0.001	
5/8/2013	<0.001	
11/4/2013	<0.001	
5/24/2014	<0.001	
11/7/2014	<0.001	
5/20/2015	0.0026 (O)	
11/13/2015	<0.001	
4/8/2016	<0.001	
6/16/2016	<0.001	
8/11/2016	<0.001	
10/13/2016	<0.001	
12/6/2016	<0.001	
2/13/2017	<0.001	
4/11/2017	<0.001	
6/24/2017	<0.001	
10/11/2017	<0.001	
3/26/2018	<0.001	
10/4/2018	<0.001	
3/28/2019	<0.001	
9/12/2019	<0.001	
3/19/2020	<0.001	
9/11/2020	<0.001	
4/6/2021	<0.001	
8/13/2021	0.00017 (J)	
2/14/2022	<0.001	
8/31/2022	<0.001	
2/28/2023		<0.001

Prediction Limit

Constituent: Mercury, Total (mg/L) Analysis Run 5/26/2023 1:48 PM View: Appendix I - Intrawell

Plant Scherer Client: Southern Company Data: Scherer PAC-CCR

	GWA-21	GWA-21
12/22/2010	<0.0002	
2/14/2011	<0.0002	
3/22/2011	<0.0002	
4/26/2011	<0.0002	
10/27/2011	<0.0002	
5/1/2012	<0.0002	
11/8/2012	<0.0002	
5/7/2013	<0.0002	
11/4/2013	<0.0002	
5/24/2014	<0.0002	
11/8/2014	<0.0002	
5/21/2015	<0.0002	
11/13/2015	<0.0002	
4/6/2016	<0.0002	
6/14/2016	<0.0002	
8/10/2016	<0.0002	
10/11/2016	<0.0002	
12/2/2016	<0.0002	
2/10/2017	<0.0002	
4/10/2017	<0.0002	
6/23/2017	<0.0002	
10/9/2017	8.7E-05 (J)	
3/26/2018	<0.0002 (X)	
10/3/2018	<0.0002 (X)	
3/27/2019	<0.0002	
9/12/2019	<0.0002	
3/19/2020	<0.0002	
9/10/2020	<0.0002	
4/2/2021	<0.0002	
8/12/2021	<0.0002	
2/14/2022	<0.0002	
8/26/2022	<0.0002	
2/28/2023		<0.0002

Prediction Limit

Constituent: Mercury, Total (mg/L) Analysis Run 5/26/2023 1:48 PM View: Appendix I - IntraWell

Plant Scherer Client: Southern Company Data: Scherer PAC-CCR

	GWA-22	GWA-22
12/22/2010	<0.0002	
2/14/2011	<0.0002	
3/22/2011	<0.0002	
4/26/2011	<0.0002	
10/27/2011	<0.0002	
5/1/2012	<0.0002	
11/8/2012	<0.0002	
5/7/2013	<0.0002	
11/4/2013	<0.0002	
5/24/2014	<0.0002	
11/8/2014	<0.0002	
5/21/2015	<0.0002	
11/13/2015	<0.0002	
4/8/2016	<0.0002	
6/14/2016	<0.0002	
8/9/2016	<0.0002	
10/11/2016	<0.0002	
12/5/2016	<0.0002	
2/10/2017	<0.0002	
4/7/2017	<0.0002	
6/26/2017	<0.0002	
10/9/2017	8.7E-05 (J)	
3/26/2018	<0.0002 (XD)	
10/3/2018	<0.0002 (X)	
3/27/2019	<0.0002	
9/12/2019	<0.0002	
3/19/2020	<0.0002	
9/10/2020	<0.0002	
4/2/2021	<0.0002	
8/12/2021	<0.0002	
2/15/2022	<0.0002	
8/26/2022	<0.0002	
2/28/2023		<0.0002

Prediction Limit

Constituent: Mercury, Total (mg/L) Analysis Run 5/26/2023 1:48 PM View: Appendix I - IntraWell
Plant Scherer Client: Southern Company Data: Scherer PAC-CCR

	GWA-45	GWA-45
12/20/2010	<0.0002	
2/14/2011	<0.0002	
3/21/2011	<0.0002	
4/26/2011	<0.0002	
10/26/2011	<0.0002	
5/1/2012	<0.0002	
11/8/2012	<0.0002	
5/8/2013	<0.0002	
11/4/2013	<0.0002	
5/24/2014	<0.0002	
11/7/2014	<0.0002	
5/20/2015	<0.0002	
11/13/2015	<0.0002	
4/7/2016	<0.0002	
6/14/2016	<0.0002	
8/9/2016	<0.0002	
10/10/2016	<0.0002	
12/2/2016	<0.0002	
2/9/2017	<0.0002	
4/7/2017	<0.0002	
6/22/2017	<0.0002	
10/10/2017	8.9E-05 (J)	
3/22/2018	<0.0002 (D)	
10/3/2018	<0.0002 (X)	
3/27/2019	<0.0002	
9/12/2019	<0.0002	
3/19/2020	<0.0002	
9/11/2020	<0.0002	
4/2/2021	<0.0002	
8/12/2021	<0.0002	
2/14/2022	<0.0002	
8/31/2022	<0.0002	
2/28/2023		<0.0002

Prediction Limit

Constituent: Mercury, Total (mg/L) Analysis Run 5/26/2023 1:48 PM View: Appendix I - IntraWell

Plant Scherer Client: Southern Company Data: Scherer PAC-CCR

	GWA-46	GWA-46
12/20/2010	<0.0002	
2/1/2011	<0.0002	
3/21/2011	<0.0002	
4/26/2011	<0.0002	
10/27/2011	<0.0002	
5/2/2012	<0.0002	
11/8/2012	<0.0002	
5/7/2013	0.00011 (J)	
11/4/2013	<0.0002	
5/24/2014	<0.0002	
11/7/2014	<0.0002	
5/20/2015	<0.0002	
11/13/2015	<0.0002	
4/7/2016	<0.0002	
6/14/2016	<0.0002	
8/9/2016	<0.0002	
10/10/2016	<0.0002	
12/2/2016	<0.0002	
2/10/2017	<0.0002	
4/7/2017	<0.0002	
6/23/2017	<0.0002	
10/10/2017	8.8E-05 (J)	
3/23/2018	<0.0002	
10/4/2018	<0.0002	
3/27/2019	<0.0002	
9/12/2019	<0.0002	
3/19/2020	<0.0002	
9/11/2020	<0.0002	
4/5/2021	<0.0002	
8/12/2021	<0.0002	
2/14/2022	<0.0002	
8/31/2022	<0.0002	
2/28/2023		<0.0002

Prediction Limit

Constituent: Mercury, Total (mg/L) Analysis Run 5/26/2023 1:48 PM View: Appendix I - IntraWell
Plant Scherer Client: Southern Company Data: Scherer PAC-CCR

	GWA-47	GWA-47
12/20/2010	<0.0002	
2/1/2011	<0.0002	
3/23/2011	<0.0002	
4/27/2011	<0.0002	
10/26/2011	<0.0002	
5/1/2012	<0.0002	
11/8/2012	<0.0002	
5/7/2013	8.1E-05 (J)	
11/5/2013	<0.0002	
5/23/2014	<0.0002	
11/7/2014	<0.0002	
5/21/2015	<0.0002	
11/12/2015	<0.0002	
4/8/2016	<0.0002	
6/14/2016	<0.0002	
8/9/2016	<0.0002	
10/11/2016	<0.0002	
12/5/2016	<0.0002	
2/10/2017	<0.0002	
4/7/2017	<0.0002	
6/22/2017	<0.0002	
10/10/2017	9.2E-05 (J)	
3/22/2018	<0.0002	
10/5/2018	<0.0002	
3/27/2019	<0.0002	
9/12/2019	<0.0002	
3/20/2020	<0.0002	
9/11/2020	<0.0002	
4/5/2021	<0.0002	
8/13/2021	<0.0002	
2/14/2022	<0.0002	
8/31/2022	<0.0002	
2/28/2023		<0.0002

Prediction Limit

Constituent: Mercury, Total (mg/L) Analysis Run 5/26/2023 1:48 PM View: Appendix I - Inrawell

Plant Scherer Client: Southern Company Data: Scherer PAC-CCR

	GWA-48	GWA-48
12/21/2010	<0.0002	
2/14/2011	<0.0002	
3/23/2011	<0.0002	
4/27/2011	<0.0002	
10/25/2011	<0.0002	
5/1/2012	<0.0002	
11/8/2012	<0.0002	
5/7/2013	8.4E-05 (J)	
11/5/2013	<0.0002	
5/23/2014	<0.0002	
11/7/2014	<0.0002	
5/21/2015	<0.0002	
11/12/2015	<0.0002	
4/7/2016	<0.0002	
6/17/2016	<0.0002	
8/10/2016	<0.0002	
10/14/2016	<0.0002	
12/19/2016	<0.0002	
2/13/2017	<0.0002	
4/7/2017	<0.0002	
6/22/2017	<0.0002	
10/10/2017	9.2E-05 (J)	
3/23/2018	<0.0002	
10/3/2018	<0.0002 (X)	
3/27/2019	<0.0002	
9/12/2019	<0.0002	
3/19/2020	<0.0002	
9/11/2020	<0.0002	
4/5/2021	<0.0002	
8/12/2021	<0.0002	
2/14/2022	<0.0002	
8/31/2022	<0.0002	
2/28/2023		<0.0002

Prediction Limit

Constituent: Mercury, Total (mg/L) Analysis Run 5/26/2023 1:48 PM View: Appendix I - IntraWell
Plant Scherer Client: Southern Company Data: Scherer PAC-CCR

	GWA-49	GWA-49
12/21/2010	<0.0002	
2/14/2011	<0.0002	
3/21/2011	<0.0002	
4/26/2011	<0.0002	
10/26/2011	<0.0002	
5/2/2012	<0.0002	
11/8/2012	<0.0002	
5/8/2013	<0.0002	
11/5/2013	<0.0002	
5/23/2014	<0.0002	
11/7/2014	<0.0002	
5/21/2015	<0.0002	
11/12/2015	<0.0002	
4/7/2016	<0.0002	
6/14/2016	<0.0002	
8/9/2016	<0.0002	
10/11/2016	<0.0002	
12/2/2016	<0.0002	
2/9/2017	<0.0002	
4/7/2017	<0.0002	
6/22/2017	<0.0002	
10/10/2017	8.8E-05 (J)	
3/22/2018	<0.0002	
10/3/2018	<0.0002 (X)	
3/27/2019	<0.0002	
9/12/2019	<0.0002	
3/19/2020	<0.0002	
9/10/2020	<0.0002	
4/6/2021	<0.0002	
8/12/2021	<0.0002	
2/14/2022	<0.0002	
8/30/2022	<0.0002	
3/1/2023		<0.0002

Prediction Limit

Constituent: Mercury, Total (mg/L) Analysis Run 5/26/2023 1:48 PM View: Appendix I - IntraWell
Plant Scherer Client: Southern Company Data: Scherer PAC-CCR

	GWC-29	GWC-29
12/22/2010	<0.0002	
2/15/2011	<0.0002	
3/22/2011	<0.0002	
4/27/2011	<0.0002	
10/26/2011	<0.0002	
5/2/2012	<0.0002	
11/8/2012	<0.0002	
5/8/2013	<0.0002	
11/4/2013	<0.0002	
5/24/2014	<0.0002	
11/7/2014	<0.0002	
5/22/2015	<0.0002	
11/13/2015	<0.0002	
4/11/2016	<0.0002	
6/15/2016	<0.0002	
8/10/2016	<0.0002	
10/11/2016	<0.0002	
12/5/2016	<0.0002	
2/13/2017	<0.0002	
4/10/2017	<0.0002	
6/23/2017	<0.0002	
10/10/2017	9.1E-05 (J)	
3/26/2018	<0.0002	
10/4/2018	<0.0002	
3/28/2019	<0.0002	
9/12/2019	<0.0002	
3/19/2020	<0.0002	
9/10/2020	<0.0002	
4/6/2021	<0.0002	
8/13/2021	<0.0002	
2/14/2022	<0.0002	
8/31/2022	<0.0002	
3/1/2023		<0.0002

Prediction Limit

Constituent: Mercury, Total (mg/L) Analysis Run 5/26/2023 1:48 PM View: Appendix I - IntraWell

Plant Scherer Client: Southern Company Data: Scherer PAC-CCR

	GWC-50	GWC-50
12/22/2010	<0.0002	
2/15/2011	<0.0002	
3/22/2011	<0.0002	
4/27/2011	<0.0002	
10/26/2011	<0.0002	
5/2/2012	<0.0002	
11/8/2012	<0.0002	
5/8/2013	<0.0002	
11/4/2013	<0.0002	
5/24/2014	<0.0002	
11/8/2014	<0.0002	
5/22/2015	<0.0002	
11/13/2015	<0.0002	
4/11/2016	<0.0002	
6/15/2016	<0.0002	
8/10/2016	<0.0002	
10/11/2016	<0.0002	
12/2/2016	<0.0002	
2/13/2017	<0.0002	
4/7/2017	<0.0002	
6/22/2017	<0.0002	
10/10/2017	8.9E-05 (J)	
3/23/2018	<0.0002 (X)	
10/4/2018	<0.0002	
3/28/2019	<0.0002	
9/12/2019	<0.0002	
3/19/2020	<0.0002	
9/10/2020	<0.0002	
4/6/2021	<0.0002	
8/13/2021	<0.0002	
2/14/2022	<0.0002	
8/31/2022	<0.0002	
3/1/2023		<0.0002

Prediction Limit

Constituent: Mercury, Total (mg/L) Analysis Run 5/26/2023 1:48 PM View: Appendix I - IntraWell
Plant Scherer Client: Southern Company Data: Scherer PAC-CCR

	GWC-52	GWC-52
12/21/2010	<0.0002	
2/15/2011	<0.0002	
3/21/2011	<0.0002	
4/28/2011	<0.0002	
10/26/2011	8.2E-05	
5/1/2012	<0.0002	
11/9/2012	<0.0002	
5/8/2013	<0.0002	
11/4/2013	<0.0002	
5/24/2014	<0.0002	
11/7/2014	<0.0002	
5/22/2015	<0.0002	
11/13/2015	<0.0002	
4/11/2016	<0.0002	
6/16/2016	<0.0002	
8/11/2016	<0.0002	
10/13/2016	<0.0002	
12/5/2016	<0.0002	
2/13/2017	<0.0002	
4/11/2017	<0.0002	
6/24/2017	<0.0002	
10/11/2017	<0.0002	
3/26/2018	<0.0002	
10/4/2018	<0.0002	
3/28/2019	<0.0002	
9/12/2019	<0.0002	
3/19/2020	<0.0002	
9/11/2020	<0.0002	
4/5/2021	<0.0002	
8/17/2021	<0.0002	
2/14/2022	<0.0002	
8/31/2022	<0.0002	
3/1/2023		<0.0002

Prediction Limit

Constituent: Nickel, Total (mg/L) Analysis Run 5/26/2023 1:48 PM View: Appendix I - IntraWell
Plant Scherer Client: Southern Company Data: Scherer PAC-CCR

	GWA-21	GWA-21
12/22/2010	<0.001	
2/14/2011	<0.001	
3/22/2011	<0.001	
4/26/2011	<0.001	
10/27/2011	<0.001	
5/1/2012	<0.001	
11/8/2012	<0.001	
5/7/2013	<0.001	
11/4/2013	<0.001	
5/24/2014	<0.001	
11/8/2014	<0.001	
5/21/2015	<0.001	
11/13/2015	<0.001	
4/6/2016	<0.001	
10/11/2016	<0.001	
4/10/2017	<0.001	
10/9/2017	0.0024 (O)	
3/26/2018	<0.001	
10/3/2018	<0.001	
3/27/2019	<0.001	
9/12/2019	0.00097 (J)	
3/19/2020	0.00037 (J)	
9/10/2020	0.00095 (J)	
4/2/2021	0.00046 (J)	
8/12/2021	0.0011	
2/14/2022	<0.001	
8/26/2022	0.0012	
2/28/2023		0.0015

Prediction Limit

Constituent: Nickel, Total (mg/L) Analysis Run 5/26/2023 1:48 PM View: Appendix I - IntraWell
Plant Scherer Client: Southern Company Data: Scherer PAC-CCR

	GWA-22	GWA-22
12/22/2010	0.003 (O)	
2/14/2011	<0.001	
3/22/2011	<0.001	
4/26/2011	<0.001	
10/27/2011	<0.001	
5/1/2012	<0.001	
11/8/2012	<0.001	
5/7/2013	<0.001	
11/4/2013	<0.001	
5/24/2014	<0.001	
11/8/2014	<0.001	
5/21/2015	<0.001	
11/13/2015	<0.001	
4/8/2016	<0.001	
10/11/2016	<0.001	
4/7/2017	<0.001	
10/9/2017	<0.001	
3/26/2018	<0.001 (D)	
10/3/2018	<0.001	
3/27/2019	<0.001	
9/12/2019	<0.001	
3/19/2020	<0.001	
9/10/2020	<0.001	
4/2/2021	0.00049 (J)	
8/12/2021	0.00042 (J)	
2/15/2022	0.0014	
8/26/2022	0.00065 (J)	
2/28/2023		0.00091 (J)

Prediction Limit

Constituent: Nickel, Total (mg/L) Analysis Run 5/26/2023 1:48 PM View: Appendix I - IntraWell
Plant Scherer Client: Southern Company Data: Scherer PAC-CCR

	GWA-45	GWA-45
12/20/2010	<0.001	
2/14/2011	<0.001	
3/21/2011	<0.001	
4/26/2011	<0.001	
10/26/2011	<0.001	
5/1/2012	<0.001	
11/8/2012	<0.001	
5/8/2013	<0.001	
11/4/2013	<0.001	
5/24/2014	<0.001	
11/7/2014	<0.001	
5/20/2015	<0.001	
11/13/2015	<0.001	
4/7/2016	<0.001	
10/10/2016	<0.001	
4/7/2017	<0.001	
10/10/2017	<0.001	
3/22/2018	<0.001 (D)	
10/3/2018	<0.001	
3/27/2019	<0.001	
9/12/2019	0.00061 (J)	
3/19/2020	0.00074 (J)	
9/11/2020	0.001	
4/2/2021	0.00077 (J)	
8/12/2021	0.00092 (J)	
2/14/2022	<0.001	
8/31/2022	0.00065 (J)	
2/28/2023		0.00064 (J)

Prediction Limit

Constituent: Nickel, Total (mg/L) Analysis Run 5/26/2023 1:48 PM View: Appendix I - IntraWell
Plant Scherer Client: Southern Company Data: Scherer PAC-CCR

	GWA-46	GWA-46
12/20/2010	<0.001	
2/1/2011	<0.001	
3/21/2011	<0.001	
4/26/2011	<0.001	
10/27/2011	<0.001	
5/2/2012	<0.001	
11/8/2012	0.0035 (O)	
5/7/2013	<0.001	
11/4/2013	<0.001	
5/24/2014	<0.001	
11/7/2014	<0.001	
5/20/2015	<0.001	
11/13/2015	<0.001	
4/7/2016	<0.001	
10/10/2016	<0.001	
4/7/2017	<0.001	
10/10/2017	<0.001	
3/23/2018	<0.001	
10/4/2018	<0.001	
3/27/2019	<0.001	
9/12/2019	0.0004 (J)	
3/19/2020	<0.001	
9/11/2020	<0.001	
4/5/2021	<0.001	
8/12/2021	<0.001	
2/14/2022	<0.001	
8/31/2022	0.00056 (J)	
2/28/2023		<0.001

Prediction Limit

Constituent: Nickel, Total (mg/L) Analysis Run 5/26/2023 1:48 PM View: Appendix I - IntraWell
Plant Scherer Client: Southern Company Data: Scherer PAC-CCR

	GWA-47	GWA-47
12/20/2010	<0.001	
2/1/2011	0.0072	
3/23/2011	<0.001	
4/27/2011	<0.001	
10/26/2011	<0.001	
5/1/2012	<0.001	
11/8/2012	0.0066	
5/7/2013	0.022	
11/5/2013	0.0093	
5/23/2014	0.0045 (J)	
11/7/2014	0.0049 (J)	
5/21/2015	0.012	
11/12/2015	0.019	
4/8/2016	<0.001	
10/11/2016	<0.001	
4/7/2017	<0.001	
10/10/2017	<0.001	
3/22/2018	<0.001	
10/5/2018	<0.001	
3/27/2019	<0.001	
9/12/2019	<0.001	
3/20/2020	<0.001	
9/11/2020	<0.001	
4/5/2021	<0.001	
8/13/2021	<0.001	
2/14/2022	<0.001	
8/31/2022	<0.001	
2/28/2023		<0.001

Prediction Limit

Constituent: Nickel, Total (mg/L) Analysis Run 5/26/2023 1:48 PM View: Appendix I - IntraWell
Plant Scherer Client: Southern Company Data: Scherer PAC-CCR

	GWA-48	GWA-48
12/21/2010	0.0052	
2/14/2011	0.016	
3/23/2011	<0.001	
4/27/2011	<0.001	
10/25/2011	<0.001	
5/1/2012	0.0035 (J)	
11/8/2012	0.0046 (J)	
5/7/2013	0.0087	
11/5/2013	0.0036 (J)	
5/23/2014	<0.001	
11/7/2014	0.0064	
5/21/2015	0.0045 (J)	
11/12/2015	0.0036 (J)	
4/7/2016	<0.001	
10/14/2016	<0.001	
4/7/2017	<0.001	
10/10/2017	<0.001	
3/23/2018	<0.001	
10/3/2018	<0.001	
3/27/2019	<0.001	
9/12/2019	<0.001	
3/19/2020	0.0004 (J)	
9/11/2020	<0.001	
4/5/2021	0.00034 (J)	
8/12/2021	<0.001	
2/14/2022	<0.001	
8/31/2022	<0.001	
2/28/2023		<0.001

Prediction Limit

Constituent: Nickel, Total (mg/L) Analysis Run 5/26/2023 1:48 PM View: Appendix I - IntraWell
Plant Scherer Client: Southern Company Data: Scherer PAC-CCR

	GWA-49	GWA-49
12/21/2010	<0.001	
2/14/2011	<0.001	
3/21/2011	<0.001	
4/26/2011	<0.001	
10/26/2011	<0.001	
5/2/2012	<0.001	
11/8/2012	<0.001	
5/8/2013	<0.001	
11/5/2013	<0.001	
5/23/2014	<0.001	
11/7/2014	<0.001	
5/21/2015	<0.001	
11/12/2015	<0.001	
4/7/2016	<0.001	
10/11/2016	<0.001	
4/7/2017	<0.001	
10/10/2017	<0.001	
3/22/2018	<0.001	
10/3/2018	<0.001	
3/27/2019	<0.001	
9/12/2019	0.00043 (J)	
3/19/2020	<0.001	
9/10/2020	0.00062 (J)	
4/6/2021	<0.001	
8/12/2021	0.0019	
2/14/2022	0.00088 (J)	
8/30/2022	0.00074 (J)	
3/1/2023		<0.001

Prediction Limit

Constituent: Nickel, Total (mg/L) Analysis Run 5/26/2023 1:48 PM View: Appendix I - IntraWell
Plant Scherer Client: Southern Company Data: Scherer PAC-CCR

	GWC-29	GWC-29
12/22/2010	<0.0047	
2/15/2011	<0.0047	
3/22/2011	<0.0047	
4/27/2011	<0.0047	
10/26/2011	<0.0047	
5/2/2012	<0.0047	
11/8/2012	<0.0047	
5/8/2013	<0.0047	
11/4/2013	<0.0047	
5/24/2014	<0.0047	
11/7/2014	<0.0047	
5/22/2015	0.0032 (J)	
11/13/2015	<0.0047	
4/11/2016	0.00388 (J)	
10/11/2016	<0.0047	
4/10/2017	0.0042	
10/10/2017	0.0037	
3/26/2018	0.0037	
10/4/2018	0.0037	
3/28/2019	0.0038	
9/12/2019	0.0035	
3/19/2020	0.0039	
9/10/2020	0.0035	
4/6/2021	0.0042	
8/13/2021	0.0037	
2/14/2022	0.0034	
8/31/2022	0.0033	
3/1/2023		0.0038

Prediction Limit

Constituent: Nickel, Total (mg/L) Analysis Run 5/26/2023 1:48 PM View: Appendix I - IntraWell
Plant Scherer Client: Southern Company Data: Scherer PAC-CCR

	GWC-50	GWC-50
12/22/2010	<0.0018	
2/15/2011	<0.0018	
3/22/2011	<0.0018	
4/27/2011	<0.0018	
10/26/2011	<0.0018	
5/2/2012	<0.0018	
11/8/2012	<0.0018	
5/8/2013	<0.0018	
11/4/2013	<0.0018	
5/24/2014	<0.0018	
11/8/2014	<0.0018	
5/22/2015	<0.0018	
11/13/2015	<0.0018	
4/11/2016	<0.0018	
10/11/2016	<0.0018	
4/7/2017	<0.0018	
10/10/2017	<0.0018	
3/23/2018	<0.0018	
10/4/2018	<0.0018	
3/28/2019	<0.0018	
9/12/2019	0.0012	
3/19/2020	0.0015	
9/10/2020	0.0017	
4/6/2021	0.0019	
8/13/2021	0.0036	
2/14/2022	0.0026	
8/31/2022	0.0031	
3/1/2023		0.0073

Prediction Limit

Constituent: Nickel, Total (mg/L) Analysis Run 5/26/2023 1:48 PM View: Appendix I - IntraWell
Plant Scherer Client: Southern Company Data: Scherer PAC-CCR

	GWC-51	GWC-51
12/22/2010	<0.0025	
2/15/2011	<0.0025	
3/22/2011	<0.0025	
4/27/2011	<0.0025	
10/26/2011	<0.0025	
5/2/2012	<0.0025	
11/8/2012	<0.0025	
5/8/2013	<0.0025	
11/4/2013	<0.0025	
5/24/2014	<0.0025	
11/7/2014	<0.0025	
5/22/2015	<0.0025	
11/13/2015	<0.0025	
4/11/2016	<0.0025	
10/13/2016	<0.0025	
4/10/2017	<0.0025	
10/11/2017	0.0018 (J)	
3/26/2018	0.0021 (J)	
10/4/2018	0.0024 (J)	
3/27/2019	0.0024 (J)	
9/12/2019	0.0019	
3/19/2020	0.0021	
9/11/2020	0.002	
4/5/2021	0.002	
8/13/2021	0.0034	
2/15/2022	0.0024	
8/31/2022	0.0025	
2/28/2023		0.0028

Prediction Limit

Constituent: Nickel, Total (mg/L) Analysis Run 5/26/2023 1:48 PM View: Appendix I - IntraWell
Plant Scherer Client: Southern Company Data: Scherer PAC-CCR

	GWC-53	GWC-53
12/20/2010	0.006	
2/14/2011	0.0067	
3/21/2011	0.0066	
4/27/2011	0.0077	
10/26/2011	0.0063	
5/1/2012	0.0068	
11/9/2012	0.0067	
5/8/2013	0.0066	
11/4/2013	0.0072	
5/24/2014	0.0053	
11/7/2014	0.0052	
5/20/2015	0.0067	
11/13/2015	0.0063	
4/8/2016	<0.0073	
10/13/2016	<0.0073	
4/11/2017	0.0075	
10/11/2017	0.0072	
3/26/2018	0.0075	
10/4/2018	0.0073	
3/28/2019	0.0069	
9/12/2019	0.007	
3/19/2020	0.007	
9/11/2020	0.0074	
4/6/2021	0.0072	
8/13/2021	0.0073	
2/14/2022	0.0071	
8/31/2022	0.0069	
2/28/2023		0.0073

Prediction Limit

Constituent: Selenium, Total (mg/L) Analysis Run 5/26/2023 1:48 PM View: Appendix I - Intrawell
Plant Scherer Client: Southern Company Data: Scherer PAC-CCR

	GWA-22	GWA-22
12/22/2010	<0.005	
2/14/2011	<0.005	
3/22/2011	<0.005	
4/26/2011	<0.005	
10/27/2011	<0.005	
5/1/2012	<0.005	
11/8/2012	<0.005	
5/7/2013	<0.005	
11/4/2013	0.0048	
5/24/2014	<0.005	
11/8/2014	<0.005	
5/21/2015	0.0041	
11/13/2015	<0.005	
4/8/2016	<0.005	
6/14/2016	<0.005	
8/9/2016	<0.005	
10/11/2016	<0.005	
12/5/2016	<0.005	
2/10/2017	0.0032	
4/7/2017	<0.005	
6/26/2017	<0.005	
10/9/2017	<0.005	
3/26/2018	<0.005 (D)	
10/3/2018	<0.005	
3/27/2019	<0.005	
9/12/2019	<0.005	
3/19/2020	<0.005	
9/10/2020	<0.005	
4/2/2021	<0.005	
8/12/2021	<0.005	
2/15/2022	<0.005	
8/26/2022	<0.005	
2/28/2023		<0.005

Prediction Limit

Constituent: Selenium, Total (mg/L) Analysis Run 5/26/2023 1:48 PM View: Appendix I - Intrawell
Plant Scherer Client: Southern Company Data: Scherer PAC-CCR

	GWA-45	GWA-45
12/20/2010	<0.005	
2/14/2011	<0.005	
3/21/2011	<0.005	
4/26/2011	<0.005	
10/26/2011	<0.005	
5/1/2012	<0.005	
11/8/2012	<0.005	
5/8/2013	0.0048	
11/4/2013	<0.005	
5/24/2014	0.0042	
11/7/2014	<0.005	
5/20/2015	0.0093 (O)	
11/13/2015	0.0061 (O)	
4/7/2016	<0.005	
6/14/2016	<0.005	
8/9/2016	<0.005	
10/10/2016	<0.005	
12/2/2016	<0.005	
2/9/2017	<0.005	
4/7/2017	<0.005	
6/22/2017	<0.005	
10/10/2017	0.00033 (J)	
3/22/2018	<0.005 (D)	
10/3/2018	<0.005	
3/27/2019	<0.005	
9/12/2019	<0.005	
3/19/2020	<0.005	
9/11/2020	<0.005	
4/2/2021	<0.005	
8/12/2021	<0.005	
2/14/2022	<0.005	
8/31/2022	<0.005	
2/28/2023		0.00076 (J)

Prediction Limit

Constituent: Selenium, Total (mg/L) Analysis Run 5/26/2023 1:48 PM View: Appendix I - Intrawell
Plant Scherer Client: Southern Company Data: Scherer PAC-CCR

	GWA-47	GWA-47
12/20/2010	<0.005	
2/1/2011	<0.005	
3/23/2011	<0.005	
4/27/2011	<0.005	
10/26/2011	<0.005	
5/1/2012	<0.005	
11/8/2012	<0.005	
5/7/2013	<0.005	
11/5/2013	0.0064 (O)	
5/23/2014	<0.005	
11/7/2014	<0.005	
5/21/2015	<0.005	
11/12/2015	<0.005	
4/8/2016	<0.005	
6/14/2016	<0.005	
8/9/2016	<0.005	
10/11/2016	<0.005	
12/5/2016	<0.005	
2/10/2017	<0.005	
4/7/2017	<0.005	
6/22/2017	0.0021	
10/10/2017	<0.005	
3/22/2018	<0.005	
10/5/2018	<0.005	
3/27/2019	<0.005	
9/12/2019	<0.005	
3/20/2020	<0.005	
9/11/2020	<0.005	
4/5/2021	<0.005	
8/13/2021	<0.005	
2/14/2022	<0.005	
8/31/2022	<0.005	
2/28/2023		<0.005

Prediction Limit

Constituent: Selenium, Total (mg/L) Analysis Run 5/26/2023 1:48 PM View: Appendix I - Intrawell

Plant Scherer Client: Southern Company Data: Scherer PAC-CCR

	GWA-48	GWA-48
12/21/2010	<0.005	
2/14/2011	<0.005	
3/23/2011	<0.005	
4/27/2011	<0.005	
10/25/2011	<0.005	
5/1/2012	<0.005	
11/8/2012	<0.005	
5/7/2013	0.0046	
11/5/2013	0.0047	
5/23/2014	<0.005	
11/7/2014	<0.005	
5/21/2015	0.0077 (O)	
11/12/2015	<0.005	
4/7/2016	<0.005	
6/17/2016	<0.005	
8/10/2016	<0.005	
10/14/2016	<0.005	
12/19/2016	<0.005	
2/13/2017	<0.005	
4/7/2017	<0.005	
6/22/2017	<0.005	
10/10/2017	<0.005	
3/23/2018	<0.005	
10/3/2018	<0.005	
3/27/2019	<0.005	
9/12/2019	<0.005	
3/19/2020	<0.005	
9/11/2020	<0.005	
4/5/2021	<0.005	
8/12/2021	<0.005	
2/14/2022	<0.005	
8/31/2022	<0.005	
2/28/2023		<0.005

Prediction Limit

Constituent: Selenium, Total (mg/L) Analysis Run 5/26/2023 1:48 PM View: Appendix I - Intrawell

Plant Scherer Client: Southern Company Data: Scherer PAC-CCR

	GWA-49	GWA-49
12/21/2010	<0.005	
2/14/2011	<0.005	
3/21/2011	<0.005	
4/26/2011	<0.005	
10/26/2011	<0.005	
5/2/2012	<0.005	
11/8/2012	<0.005	
5/8/2013	<0.005	
11/5/2013	<0.005	
5/23/2014	<0.005	
11/7/2014	<0.005	
5/21/2015	0.0041	
11/12/2015	<0.005	
4/7/2016	<0.005	
6/14/2016	<0.005	
8/9/2016	<0.005	
10/11/2016	<0.005	
12/2/2016	<0.005	
2/9/2017	<0.005	
4/7/2017	0.00092 (J)	
6/22/2017	<0.005	
10/10/2017	<0.005	
3/22/2018	<0.005	
10/3/2018	<0.005	
3/27/2019	<0.005	
9/12/2019	<0.005	
3/19/2020	<0.005	
9/10/2020	<0.005	
4/6/2021	<0.005	
8/12/2021	<0.005	
2/14/2022	<0.005	
8/30/2022	<0.005	
3/1/2023		<0.005

Prediction Limit

Constituent: Selenium, Total (mg/L) Analysis Run 5/26/2023 1:48 PM View: Appendix I - Intrawell
Plant Scherer Client: Southern Company Data: Scherer PAC-CCR

	GWC-29	GWC-29
12/22/2010	<0.005	
2/15/2011	<0.005	
3/22/2011	<0.005	
4/27/2011	<0.005	
10/26/2011	<0.005	
5/2/2012	<0.005	
11/8/2012	<0.005	
5/8/2013	<0.005	
11/4/2013	<0.005	
5/24/2014	0.0044	
11/7/2014	<0.005	
5/22/2015	<0.005	
11/13/2015	<0.005	
4/11/2016	<0.005	
6/15/2016	<0.005	
8/10/2016	<0.005	
10/11/2016	<0.005	
12/5/2016	<0.005	
2/13/2017	<0.005	
4/10/2017	<0.005	
6/23/2017	<0.005	
10/10/2017	<0.005	
3/26/2018	<0.005	
10/4/2018	0.00032 (J)	
3/28/2019	<0.005	
9/12/2019	<0.005	
3/19/2020	<0.005	
9/10/2020	<0.005	
4/6/2021	<0.005	
8/13/2021	<0.005	
2/14/2022	<0.005	
8/31/2022	<0.005	
3/1/2023		<0.005

Prediction Limit

Constituent: Selenium, Total (mg/L) Analysis Run 5/26/2023 1:48 PM View: Appendix I - Intrawell
Plant Scherer Client: Southern Company Data: Scherer PAC-CCR

	GWC-50	GWC-50
12/22/2010	<0.005	
2/15/2011	<0.005	
3/22/2011	<0.005	
4/27/2011	<0.005	
10/26/2011	<0.005	
5/2/2012	<0.005	
11/8/2012	<0.005	
5/8/2013	0.0042	
11/4/2013	<0.005	
5/24/2014	<0.005	
11/8/2014	<0.005	
5/22/2015	<0.005	
11/13/2015	<0.005	
4/11/2016	<0.005	
6/15/2016	<0.005	
8/10/2016	<0.005	
10/11/2016	<0.005	
12/2/2016	<0.005	
2/13/2017	<0.005	
4/7/2017	0.0021	
6/22/2017	<0.005	
10/10/2017	<0.005	
3/23/2018	<0.005	
10/4/2018	<0.005	
3/28/2019	<0.005	
9/12/2019	<0.005	
3/19/2020	<0.005	
9/10/2020	<0.005	
4/6/2021	<0.005	
8/13/2021	<0.005	
2/14/2022	<0.005	
8/31/2022	<0.005	
3/1/2023		<0.005

Prediction Limit

Constituent: Selenium, Total (mg/L) Analysis Run 5/26/2023 1:48 PM View: Appendix I - Intrawell

Plant Scherer Client: Southern Company Data: Scherer PAC-CCR

	GWC-52	GWC-52
12/21/2010	<0.005	
2/15/2011	<0.005	
3/21/2011	<0.005	
4/28/2011	<0.005	
10/26/2011	<0.005	
5/1/2012	<0.005	
11/9/2012	<0.005	
5/8/2013	<0.005	
11/4/2013	0.0049	
5/24/2014	<0.005	
11/7/2014	<0.005	
5/22/2015	0.0067 (O)	
11/13/2015	<0.005	
4/11/2016	<0.005	
6/16/2016	<0.005	
8/11/2016	0.00036 (J)	
10/13/2016	0.00035 (J)	
12/5/2016	<0.005	
2/13/2017	<0.005	
4/11/2017	0.0027	
6/24/2017	<0.005	
10/11/2017	<0.005	
3/26/2018	<0.005	
10/4/2018	0.0004 (J)	
3/28/2019	<0.005	
9/12/2019	<0.005	
3/19/2020	<0.005	
9/11/2020	<0.005	
4/5/2021	<0.005	
8/17/2021	<0.005	
2/14/2022	<0.005	
8/31/2022	<0.005	
3/1/2023		0.00099 (J)

Prediction Limit

Constituent: Selenium, Total (mg/L) Analysis Run 5/26/2023 1:48 PM View: Appendix I - Intrawell
Plant Scherer Client: Southern Company Data: Scherer PAC-CCR

	GWC-53	GWC-53
12/20/2010	<0.005	
2/14/2011	<0.005	
3/21/2011	<0.005	
4/27/2011	<0.005	
10/26/2011	<0.005	
5/1/2012	<0.005	
11/9/2012	<0.005	
5/8/2013	<0.005	
11/4/2013	<0.005	
5/24/2014	<0.005	
11/7/2014	<0.005	
5/20/2015	<0.005	
11/13/2015	<0.005	
4/8/2016	<0.005	
6/16/2016	<0.005	
8/11/2016	<0.005	
10/13/2016	0.00046 (J)	
12/6/2016	<0.005	
2/13/2017	0.0025	
4/11/2017	0.00089 (J)	
6/24/2017	<0.005	
10/11/2017	<0.005	
3/26/2018	<0.005	
10/4/2018	<0.005	
3/28/2019	<0.005	
9/12/2019	<0.005	
3/19/2020	<0.005	
9/11/2020	<0.005	
4/6/2021	<0.005	
8/13/2021	<0.005	
2/14/2022	<0.005	
8/31/2022	<0.005	
2/28/2023		<0.005

Prediction Limit

Constituent: Thallium, Total (mg/L) Analysis Run 5/26/2023 1:48 PM View: Appendix I - Intravel
Plant Scherer Client: Southern Company Data: Scherer PAC-CCR

	GWA-21	GWA-21
12/22/2010	<0.001	
2/14/2011	<0.001	
3/22/2011	<0.001	
4/26/2011	<0.001	
10/27/2011	<0.001	
5/1/2012	<0.001	
11/8/2012	<0.001	
5/7/2013	<0.001	
11/4/2013	0.00025 (J)	
5/24/2014	<0.001	
11/8/2014	0.00048	
5/21/2015	<0.001	
11/13/2015	<0.001	
4/6/2016	<0.001	
6/14/2016	<0.001	
8/10/2016	<0.001	
10/11/2016	<0.001	
12/2/2016	<0.001	
2/10/2017	<0.001	
4/10/2017	<0.001	
6/23/2017	<0.001	
10/9/2017	<0.001	
3/26/2018	<0.001	
10/3/2018	<0.001	
3/27/2019	<0.001	
9/12/2019	<0.001	
3/19/2020	<0.001	
9/10/2020	<0.001	
4/2/2021	0.00016 (J)	
8/12/2021	<0.001	
2/14/2022	<0.001	
8/26/2022	<0.001	
2/28/2023		<0.001

Prediction Limit

Constituent: Thallium, Total (mg/L) Analysis Run 5/26/2023 1:48 PM View: Appendix I - Intravel
Plant Scherer Client: Southern Company Data: Scherer PAC-CCR

	GWA-22	GWA-22
12/22/2010	<0.001	
2/14/2011	<0.001	
3/22/2011	<0.001	
4/26/2011	<0.001	
10/27/2011	<0.001	
5/1/2012	<0.001	
11/8/2012	<0.001	
5/7/2013	<0.001	
11/4/2013	<0.001	
5/24/2014	<0.001	
11/8/2014	0.00086	
5/21/2015	<0.001	
11/13/2015	<0.001	
4/8/2016	<0.001	
6/14/2016	<0.001	
8/9/2016	<0.001	
10/11/2016	<0.001	
12/5/2016	<0.001	
2/10/2017	<0.001	
4/7/2017	<0.001	
6/26/2017	<0.001	
10/9/2017	<0.001	
3/26/2018	<0.001 (D)	
10/3/2018	<0.001	
3/27/2019	<0.001	
9/12/2019	<0.001	
3/19/2020	<0.001	
9/10/2020	<0.001	
4/2/2021	0.00036 (J)	
8/12/2021	<0.001	
2/15/2022	<0.001	
8/26/2022	<0.001	
2/28/2023		<0.001

Prediction Limit

Constituent: Thallium, Total (mg/L) Analysis Run 5/26/2023 1:48 PM View: Appendix I - Intravel
Plant Scherer Client: Southern Company Data: Scherer PAC-CCR

	GWA-45	GWA-45
12/20/2010	0.00026 (J)	
2/14/2011	<0.001	
3/21/2011	<0.001	
4/26/2011	<0.001	
10/26/2011	<0.001	
5/1/2012	<0.001	
11/8/2012	<0.001	
5/8/2013	<0.001	
11/4/2013	<0.001	
5/24/2014	<0.001	
11/7/2014	0.00032	
5/20/2015	<0.001	
11/13/2015	<0.001	
4/7/2016	<0.001	
6/14/2016	<0.001	
8/9/2016	<0.001	
10/10/2016	<0.001	
12/2/2016	<0.001	
2/9/2017	<0.001	
4/7/2017	<0.001	
6/22/2017	<0.001	
10/10/2017	<0.001	
3/22/2018	<0.001 (D)	
10/3/2018	<0.001	
3/27/2019	<0.001	
9/12/2019	<0.001	
3/19/2020	0.00036 (J)	
9/11/2020	<0.001	
4/2/2021	<0.001	
8/12/2021	<0.001	
2/14/2022	<0.001	
8/31/2022	<0.001	
2/28/2023		<0.001

Prediction Limit

Constituent: Thallium, Total (mg/L) Analysis Run 5/26/2023 1:48 PM View: Appendix I - Intravel
Plant Scherer Client: Southern Company Data: Scherer PAC-CCR

	GWA-48	GWA-48
12/21/2010	<0.001	
2/14/2011	<0.001	
3/23/2011	<0.001	
4/27/2011	<0.001	
10/25/2011	<0.001	
5/1/2012	<0.001	
11/8/2012	<0.001	
5/7/2013	<0.001	
11/5/2013	<0.001	
5/23/2014	<0.001	
11/7/2014	<0.001	
5/21/2015	<0.001	
11/12/2015	<0.001	
4/7/2016	<0.001	
6/17/2016	<0.001	
8/10/2016	<0.001	
10/14/2016	<0.001	
12/19/2016	<0.001	
2/13/2017	<0.001	
4/7/2017	<0.001	
6/22/2017	<0.001	
10/10/2017	<0.001	
3/23/2018	<0.001	
10/3/2018	<0.001	
3/27/2019	<0.001	
9/12/2019	<0.001	
3/19/2020	0.00018 (J)	
9/11/2020	<0.001	
4/5/2021	0.00043 (J)	
8/12/2021	<0.001	
2/14/2022	<0.001	
8/31/2022	<0.001	
2/28/2023		<0.001

Prediction Limit

Constituent: Thallium, Total (mg/L) Analysis Run 5/26/2023 1:48 PM View: Appendix I - Intravel
Plant Scherer Client: Southern Company Data: Scherer PAC-CCR

	GWC-50	GWC-50
12/22/2010	<0.001	
2/15/2011	<0.001	
3/22/2011	<0.001	
4/27/2011	<0.001	
10/26/2011	<0.001	
5/2/2012	<0.001	
11/8/2012	<0.001	
5/8/2013	0.00028	
11/4/2013	<0.001	
5/24/2014	<0.001	
11/8/2014	<0.001	
5/22/2015	<0.001	
11/13/2015	<0.001	
4/11/2016	<0.001	
6/15/2016	<0.001	
8/10/2016	<0.001	
10/11/2016	<0.001	
12/2/2016	<0.001	
2/13/2017	<0.001	
4/7/2017	<0.001	
6/22/2017	<0.001	
10/10/2017	<0.001	
3/23/2018	<0.001	
10/4/2018	<0.001	
3/28/2019	<0.001	
9/12/2019	<0.001	
3/19/2020	<0.001	
9/10/2020	<0.001	
4/6/2021	<0.001	
8/13/2021	<0.001	
2/14/2022	<0.001	
8/31/2022	<0.001	
3/1/2023		<0.001

Prediction Limit

Constituent: Thallium, Total (mg/L) Analysis Run 5/26/2023 1:48 PM View: Appendix I - Intravel
Plant Scherer Client: Southern Company Data: Scherer PAC-CCR

	GWC-51	GWC-51
12/22/2010	<0.001	
2/15/2011	<0.001	
3/22/2011	<0.001	
4/27/2011	<0.001	
10/26/2011	<0.001	
5/2/2012	<0.001	
11/8/2012	<0.001	
5/8/2013	<0.001	
11/4/2013	<0.001	
5/24/2014	<0.001	
11/7/2014	<0.001	
5/22/2015	<0.001	
11/13/2015	<0.001	
4/11/2016	<0.001	
6/16/2016	<0.001	
8/10/2016	<0.001	
10/13/2016	<0.001	
12/5/2016	<0.001	
2/13/2017	<0.001	
4/10/2017	<0.001	
6/23/2017	<0.001	
10/11/2017	<0.001	
3/26/2018	<0.001	
10/4/2018	<0.001	
3/27/2019	<0.001	
9/12/2019	<0.001	
3/19/2020	<0.001	
9/11/2020	<0.001	
4/5/2021	0.00022 (J)	
8/13/2021	<0.001	
2/15/2022	<0.001	
8/31/2022	<0.001	
2/28/2023		<0.001

Prediction Limit

Constituent: Vanadium, Total (mg/L) Analysis Run 5/26/2023 1:48 PM View: Appendix I - Intrawell
Plant Scherer Client: Southern Company Data: Scherer PAC-CCR

	GWA-21	GWA-21
12/22/2010	<0.0025	
2/14/2011	<0.0025	
3/22/2011	0.0028 (J)	
4/26/2011	0.0025 (J)	
10/27/2011	<0.0025	
5/1/2012	<0.0025	
11/8/2012	<0.0025	
5/7/2013	<0.0025	
11/4/2013	<0.0025	
5/24/2014	<0.0025	
11/8/2014	<0.0025	
5/21/2015	<0.0025	
11/13/2015	<0.0025	
4/6/2016	0.00201 (J)	
10/11/2016	<0.0025	
4/10/2017	0.002 (J)	
10/9/2017	<0.0025	
3/26/2018	0.0014 (J)	
10/3/2018	0.0023 (J)	
3/27/2019	0.0072 (O)	
9/12/2019	0.0031	
3/19/2020	0.003	
9/10/2020	0.0027	
4/2/2021	0.0029	
8/12/2021	0.004	
2/14/2022	0.0033	
8/26/2022	0.0028	
2/28/2023		0.0036

Prediction Limit

Constituent: Vanadium, Total (mg/L) Analysis Run 5/26/2023 1:48 PM View: Appendix I - Intrawell
Plant Scherer Client: Southern Company Data: Scherer PAC-CCR

	GWA-22	GWA-22
12/22/2010	<0.0025	
2/14/2011	<0.0025	
3/22/2011	0.0032 (J)	
4/26/2011	<0.0025	
10/27/2011	<0.0025	
5/1/2012	0.0037 (J)	
11/8/2012	<0.0025	
5/7/2013	0.0041 (J)	
11/4/2013	<0.0025	
5/24/2014	<0.0025	
11/8/2014	<0.0025	
5/21/2015	0.0052 (J)	
11/13/2015	<0.0025	
4/8/2016	<0.0025 (D)	
10/11/2016	<0.0025	
4/7/2017	0.0033	
10/9/2017	<0.0025	
3/26/2018	0.0029	
10/3/2018	0.0022 (J)	
3/27/2019	0.0071 (O)	
9/12/2019	0.0025	
3/19/2020	0.0052	
9/10/2020	0.0025	
4/2/2021	0.0045	
8/12/2021	0.0028	
2/15/2022	0.0083	
8/26/2022	0.002	
2/28/2023		0.0071

Prediction Limit

Constituent: Vanadium, Total (mg/L) Analysis Run 5/26/2023 1:48 PM View: Appendix I - Intrawell
Plant Scherer Client: Southern Company Data: Scherer PAC-CCR

	GWA-45	GWA-45
12/20/2010	<0.0014	
2/14/2011	<0.0014	
3/21/2011	<0.0014	
4/26/2011	0.0022 (J)	
10/26/2011	<0.0014	
5/1/2012	0.0036 (J)	
11/8/2012	0.0062 (O)	
5/8/2013	<0.0014	
11/4/2013	<0.0014	
5/24/2014	<0.0014	
11/7/2014	<0.0014	
5/20/2015	<0.0014	
11/13/2015	<0.0014	
4/7/2016	<0.0014	
10/10/2016	<0.0014	
4/7/2017	<0.0014	
10/10/2017	0.0014 (J)	
3/22/2018	<0.0014 (D)	
10/3/2018	<0.0014	
3/27/2019	0.0023 (J)	
9/12/2019	0.0017	
3/19/2020	0.0031	
9/11/2020	0.0015	
4/2/2021	0.0014	
8/12/2021	0.0017	
2/14/2022	0.0028	
8/31/2022	0.0011	
2/28/2023		0.0018

Prediction Limit

Constituent: Vanadium, Total (mg/L) Analysis Run 5/26/2023 1:48 PM View: Appendix I - Intrawell
Plant Scherer Client: Southern Company Data: Scherer PAC-CCR

	GWA-46	GWA-46
12/20/2010	0.0024 (J)	
2/1/2011	0.0021 (J)	
3/21/2011	0.0025 (J)	
4/26/2011	0.0033 (J)	
10/27/2011	<0.0034	
5/2/2012	0.0051 (J)	
11/8/2012	0.02 (O)	
5/7/2013	0.0036 (J)	
11/4/2013	0.0043 (J)	
5/24/2014	0.0033 (J)	
11/7/2014	<0.0034	
5/20/2015	0.0062 (J)	
11/13/2015	0.0046 (J)	
4/7/2016	0.00293 (J)	
10/10/2016	0.0031	
4/7/2017	0.0041	
10/10/2017	<0.0034	
3/23/2018	0.0032	
10/4/2018	<0.0034 (X)	
3/27/2019	0.0072	
9/12/2019	0.0033	
3/19/2020	0.0033	
9/11/2020	0.0026	
4/5/2021	0.003	
8/12/2021	0.0031	
2/14/2022	0.0032	
8/31/2022	0.0027	
2/28/2023		0.0037

Prediction Limit

Constituent: Vanadium, Total (mg/L) Analysis Run 5/26/2023 1:48 PM View: Appendix I - Intrawell
Plant Scherer Client: Southern Company Data: Scherer PAC-CCR

	GWA-47	GWA-47
12/20/2010	0.0051 (J)	
2/1/2011	0.012	
3/23/2011	0.015	
4/27/2011	0.022	
10/26/2011	0.0043 (J)	
5/1/2012	0.0069 (J)	
11/8/2012	0.013	
5/7/2013	0.017	
11/5/2013	0.013	
5/23/2014	0.041 (o)	
11/7/2014	0.0069 (J)	
5/21/2015	0.016	
11/12/2015	0.013	
4/8/2016	<0.0053 (D)	
10/11/2016	0.011	
4/7/2017	0.0073	
10/10/2017	0.0032	
3/22/2018	0.0068	
10/5/2018	<0.0053 (X)	
3/27/2019	0.012	
9/12/2019	0.0075	
3/20/2020	0.0086	
9/11/2020	0.007	
4/5/2021	0.0085	
8/13/2021	0.0078	
2/14/2022	0.0076	
8/31/2022	0.0073	
2/28/2023		0.0078

Prediction Limit

Constituent: Vanadium, Total (mg/L) Analysis Run 5/26/2023 1:48 PM View: Appendix I - Intrawell
Plant Scherer Client: Southern Company Data: Scherer PAC-CCR

	GWA-48	GWA-48
12/21/2010	0.0091 (J)	
2/14/2011	0.013	
3/23/2011	<0.01	
4/27/2011	0.0078 (J)	
10/25/2011	0.012 (O)	
5/1/2012	0.019	
11/8/2012	0.015	
5/7/2013	0.017	
11/5/2013	0.015	
5/23/2014	0.017	
11/7/2014	0.013	
5/21/2015	0.016	
11/12/2015	0.018	
4/7/2016	0.016	
10/14/2016	0.018	
4/7/2017	0.017	
10/10/2017	0.015	
3/23/2018	0.016	
10/3/2018	0.017	
3/27/2019	0.022	
9/12/2019	0.019	
3/19/2020	0.019	
9/11/2020	0.017	
4/5/2021	0.019	
8/12/2021	0.019	
2/14/2022	0.019	
8/31/2022	0.018	
2/28/2023		0.02

Prediction Limit

Constituent: Vanadium, Total (mg/L) Analysis Run 5/26/2023 1:48 PM View: Appendix I - Intrawell
Plant Scherer Client: Southern Company Data: Scherer PAC-CCR

	GWA-49	GWA-49
12/21/2010	0.016	
2/14/2011	0.016	
3/21/2011	0.018	
4/26/2011	0.018	
10/26/2011	0.018	
5/2/2012	0.021	
11/8/2012	0.019	
5/8/2013	0.02	
11/5/2013	0.018	
5/23/2014	0.018	
11/7/2014	0.018	
5/21/2015	0.02	
11/12/2015	0.016	
4/7/2016	0.0182	
10/11/2016	0.023	
4/7/2017	0.02	
10/10/2017	0.016	
3/22/2018	0.018	
10/3/2018	0.018	
3/27/2019	0.021	
9/12/2019	0.02	
3/19/2020	0.02	
9/10/2020	0.018	
4/6/2021	0.021	
8/12/2021	0.02	
2/14/2022	0.02	
8/30/2022	0.019	
3/1/2023		0.019

Prediction Limit

Constituent: Vanadium, Total (mg/L) Analysis Run 5/26/2023 1:48 PM View: Appendix I - Intrawell
Plant Scherer Client: Southern Company Data: Scherer PAC-CCR

	GWC-29	GWC-29
12/22/2010	0.0037 (J)	
2/15/2011	0.0043 (J)	
3/22/2011	0.0039 (J)	
4/27/2011	0.0035 (J)	
10/26/2011	0.0047 (J)	
5/2/2012	0.0064 (J)	
11/8/2012	0.0051 (J)	
5/8/2013	0.0046 (J)	
11/4/2013	0.0039 (J)	
5/24/2014	0.0053 (J)	
11/7/2014	0.0034 (J)	
5/22/2015	0.0068 (J)	
11/13/2015	0.0044 (J)	
4/11/2016	0.00381 (J)	
10/11/2016	<0.0053	
4/10/2017	0.0038	
10/10/2017	0.0053	
3/26/2018	0.0037	
10/4/2018	<0.0053 (X)	
3/28/2019	0.0079	
9/12/2019	0.0054	
3/19/2020	0.0044	
9/10/2020	0.0049	
4/6/2021	0.0045	
8/13/2021	0.0061	
2/14/2022	0.0047	
8/31/2022	0.0055	
3/1/2023		0.0051

Prediction Limit

Constituent: Vanadium, Total (mg/L) Analysis Run 5/26/2023 1:48 PM View: Appendix I - Intrawell
Plant Scherer Client: Southern Company Data: Scherer PAC-CCR

	GWC-50	GWC-50
12/22/2010	<0.001	
2/15/2011	<0.001	
3/22/2011	0.0034 (J)	
4/27/2011	0.0032 (J)	
10/26/2011	<0.001	
5/2/2012	0.0039 (J)	
11/8/2012	0.0034 (J)	
5/8/2013	<0.001	
11/4/2013	0.0035 (J)	
5/24/2014	0.0036 (J)	
11/8/2014	<0.001	
5/22/2015	0.0044 (J)	
11/13/2015	<0.001	
4/11/2016	0.00254 (J)	
10/11/2016	<0.001	
4/7/2017	0.0024 (J)	
10/10/2017	<0.001	
3/23/2018	0.0023 (J)	
10/4/2018	<0.001 (X)	
3/28/2019	0.0053	
9/12/2019	0.0028	
3/19/2020	0.0027	
9/10/2020	0.0026	
4/6/2021	0.0026	
8/13/2021	0.0093	
2/14/2022	0.0042	
8/31/2022	0.0031	
3/1/2023		<0.001

Prediction Limit

Constituent: Vanadium, Total (mg/L) Analysis Run 5/26/2023 1:48 PM View: Appendix I - Intrawell
Plant Scherer Client: Southern Company Data: Scherer PAC-CCR

	GWC-51	GWC-51
12/22/2010	0.0027 (J)	
2/15/2011	0.0036 (J)	
3/22/2011	<0.0066	
4/27/2011	0.0046 (J)	
10/26/2011	<0.0066	
5/2/2012	0.0055 (J)	
11/8/2012	0.0042 (J)	
5/8/2013	0.0046 (J)	
11/4/2013	0.0042 (J)	
5/24/2014	0.0061 (J)	
11/7/2014	0.0032 (J)	
5/22/2015	0.0056 (J)	
11/13/2015	<0.0066	
4/11/2016	0.00415 (J)	
10/13/2016	<0.0066	
4/10/2017	0.0043	
10/11/2017	0.0052	
3/26/2018	0.004	
10/4/2018	<0.0066 (X)	
3/27/2019	0.0087	
9/12/2019	0.0047	
3/19/2020	0.0046	
9/11/2020	0.0042	
4/5/2021	0.0059	
8/13/2021	0.0072	
2/15/2022	0.0049	
8/31/2022	0.0038	
2/28/2023		0.0052

Prediction Limit

Constituent: Vanadium, Total (mg/L) Analysis Run 5/26/2023 1:48 PM View: Appendix I - Intrawell
Plant Scherer Client: Southern Company Data: Scherer PAC-CCR

	GWC-52	GWC-52
12/21/2010	<0.01	
2/15/2011	0.0098 (J)	
3/21/2011	0.012	
4/28/2011	0.011	
10/26/2011	0.012	
5/1/2012	0.011	
11/9/2012	0.011	
5/8/2013	<0.01	
11/4/2013	0.011	
5/24/2014	0.012	
11/7/2014	0.01	
5/22/2015	0.013	
11/13/2015	0.014	
4/11/2016	0.0107	
10/13/2016	0.011	
4/11/2017	0.011	
10/11/2017	0.012	
3/26/2018	0.0096	
10/4/2018	0.013	
3/28/2019	0.01	
9/12/2019	0.011	
3/19/2020	0.01	
9/11/2020	0.0099	
4/5/2021	0.011	
8/17/2021	0.011	
2/14/2022	0.011	
8/31/2022	0.01	
3/1/2023		0.011

Prediction Limit

Constituent: Vanadium, Total (mg/L) Analysis Run 5/26/2023 1:48 PM View: Appendix I - Intrawell
Plant Scherer Client: Southern Company Data: Scherer PAC-CCR

	GWC-53	GWC-53
12/20/2010	<0.001	
2/14/2011	<0.001	
3/21/2011	<0.001	
4/27/2011	<0.001	
10/26/2011	<0.001	
5/1/2012	0.0032 (J)	
11/9/2012	<0.001	
5/8/2013	<0.001	
11/4/2013	<0.001	
5/24/2014	<0.001	
11/7/2014	<0.001	
5/20/2015	0.0065	
11/13/2015	<0.001	
4/8/2016	0.0136 (O)	
10/13/2016	<0.001	
4/11/2017	<0.001	
10/11/2017	0.0019 (J)	
3/26/2018	<0.001	
10/4/2018	<0.001 (X)	
3/28/2019	0.0041	
9/12/2019	<0.001	
3/19/2020	<0.001	
9/11/2020	<0.001	
4/6/2021	<0.001	
8/13/2021	0.0016	
2/14/2022	0.0014	
8/31/2022	0.00095 (J)	
2/28/2023		0.0023

Prediction Limit

Constituent: Zinc, Total (mg/L) Analysis Run 5/26/2023 1:48 PM View: Appendix I - Intravel
Plant Scherer Client: Southern Company Data: Scherer PAC-CCR

	GWA-21	GWA-21
12/22/2010	<0.005	
2/14/2011	<0.005	
3/22/2011	<0.005	
4/26/2011	<0.005	
10/27/2011	<0.005	
5/1/2012	<0.005	
11/8/2012	<0.005	
5/7/2013	<0.005	
11/4/2013	<0.005	
5/24/2014	<0.005	
11/8/2014	<0.005	
5/21/2015	<0.005	
11/13/2015	<0.005	
4/6/2016	<0.005	
10/11/2016	<0.005	
4/10/2017	<0.005	
10/9/2017	<0.005	
3/26/2018	<0.005	
10/3/2018	<0.005	
3/27/2019	<0.005	
9/12/2019	0.0046 (J)	
3/19/2020	<0.005	
9/10/2020	0.0048 (J)	
4/2/2021	<0.005	
8/12/2021	<0.005	
2/14/2022	<0.005	
8/26/2022	<0.005	
2/28/2023		<0.005

Prediction Limit

Constituent: Zinc, Total (mg/L) Analysis Run 5/26/2023 1:48 PM View: Appendix I - Intravel
Plant Scherer Client: Southern Company Data: Scherer PAC-CCR

	GWA-22	GWA-22
12/22/2010	<0.005	
2/14/2011	<0.005	
3/22/2011	<0.005	
4/26/2011	<0.005	
10/27/2011	<0.005	
5/1/2012	<0.005	
11/8/2012	<0.005	
5/7/2013	<0.005	
11/4/2013	<0.005	
5/24/2014	<0.005	
11/8/2014	<0.005	
5/21/2015	<0.005	
11/13/2015	0.039 (O)	
10/11/2016	<0.005	
4/7/2017	<0.005	
10/9/2017	<0.005	
3/26/2018	<0.005 (D)	
10/3/2018	<0.005	
3/27/2019	<0.005	
9/12/2019	0.0085	
3/19/2020	<0.005	
9/10/2020	<0.005	
4/2/2021	<0.005	
8/12/2021	<0.005	
2/15/2022	0.003 (J)	
8/26/2022	<0.005	
2/28/2023		<0.005

Prediction Limit

Constituent: Zinc, Total (mg/L) Analysis Run 5/26/2023 1:48 PM View: Appendix I - IntraWell
Plant Scherer Client: Southern Company Data: Scherer PAC-CCR

	GWA-45	GWA-45
12/20/2010	<0.005	
2/14/2011	<0.005	
3/21/2011	<0.005	
4/26/2011	<0.005	
10/26/2011	<0.005	
5/1/2012	<0.005	
11/8/2012	<0.005	
5/8/2013	<0.005	
11/4/2013	<0.005	
5/24/2014	<0.005	
11/7/2014	<0.005	
5/20/2015	<0.005	
11/13/2015	<0.005	
4/7/2016	0.00345 (J)	
10/10/2016	<0.005	
4/7/2017	<0.005	
10/10/2017	<0.005	
3/22/2018	<0.005 (D)	
10/3/2018	<0.005	
3/27/2019	<0.005	
9/12/2019	0.0095	
3/19/2020	0.0037 (J)	
9/11/2020	0.0098	
4/2/2021	0.0058	
8/12/2021	0.006	
2/14/2022	0.003 (J)	
8/31/2022	0.0051	
2/28/2023		0.0062 (J)

Prediction Limit

Constituent: Zinc, Total (mg/L) Analysis Run 5/26/2023 1:48 PM View: Appendix I - Intravel
Plant Scherer Client: Southern Company Data: Scherer PAC-CCR

	GWA-46	GWA-46
12/20/2010	<0.005	
2/1/2011	<0.005	
3/21/2011	<0.005	
4/26/2011	<0.005	
10/27/2011	<0.005	
5/2/2012	<0.005	
11/8/2012	0.013 (O)	
5/7/2013	<0.005	
11/4/2013	<0.005	
5/24/2014	<0.005	
11/7/2014	<0.005	
5/20/2015	<0.005	
11/13/2015	<0.005	
4/7/2016	0.00265 (J)	
10/10/2016	<0.005	
4/7/2017	<0.005	
10/10/2017	0.0096 (J)	
3/23/2018	<0.005	
10/4/2018	<0.005	
3/27/2019	<0.005	
9/12/2019	0.0091	
3/19/2020	0.0035 (J)	
9/11/2020	0.0038 (J)	
4/5/2021	0.0049 (J)	
8/12/2021	<0.005	
2/14/2022	<0.005	
8/31/2022	0.0032 (J)	
2/28/2023		<0.005

Prediction Limit

Constituent: Zinc, Total (mg/L) Analysis Run 5/26/2023 1:48 PM View: Appendix I - Intravel
Plant Scherer Client: Southern Company Data: Scherer PAC-CCR

	GWA-47	GWA-47
12/20/2010	<0.005	
2/1/2011	<0.005	
3/23/2011	<0.005	
4/27/2011	<0.005	
10/26/2011	<0.005	
5/1/2012	<0.005	
11/8/2012	<0.005	
5/7/2013	0.0087	
11/5/2013	<0.005	
5/23/2014	0.014 (O)	
11/7/2014	<0.005	
5/21/2015	<0.005	
11/12/2015	<0.005	
10/11/2016	<0.005	
4/7/2017	<0.005	
10/10/2017	<0.005	
3/22/2018	<0.005	
10/5/2018	<0.005	
3/27/2019	<0.005	
9/12/2019	0.0049 (J)	
3/20/2020	<0.005	
9/11/2020	<0.005	
4/5/2021	<0.005	
8/13/2021	<0.005	
2/14/2022	<0.005	
8/31/2022	<0.005	
2/28/2023		<0.005

Prediction Limit

Constituent: Zinc, Total (mg/L) Analysis Run 5/26/2023 1:48 PM View: Appendix I - Intravel
Plant Scherer Client: Southern Company Data: Scherer PAC-CCR

	GWA-48	GWA-48
12/21/2010	<0.005	
2/14/2011	<0.005	
3/23/2011	<0.005	
4/27/2011	<0.005	
10/25/2011	<0.005	
5/1/2012	<0.005	
11/8/2012	<0.005	
5/7/2013	<0.005	
11/5/2013	<0.005	
5/23/2014	<0.005	
11/7/2014	<0.005	
5/21/2015	<0.005	
11/12/2015	<0.005	
4/7/2016	0.00287 (J)	
10/14/2016	<0.005	
4/7/2017	<0.005	
10/10/2017	<0.005	
3/23/2018	<0.005	
10/3/2018	<0.005	
3/27/2019	<0.005	
9/12/2019	0.0048 (J)	
3/19/2020	<0.005	
9/11/2020	<0.005	
4/5/2021	<0.005	
8/12/2021	<0.005	
2/14/2022	<0.005	
8/31/2022	0.0039 (J)	
2/28/2023		<0.005

Prediction Limit

Constituent: Zinc, Total (mg/L) Analysis Run 5/26/2023 1:48 PM View: Appendix I - Intravel
Plant Scherer Client: Southern Company Data: Scherer PAC-CCR

	GWA-49	GWA-49
12/21/2010	<0.005	
2/14/2011	<0.005	
3/21/2011	<0.005	
4/26/2011	<0.005	
10/26/2011	<0.005	
5/2/2012	<0.005	
11/8/2012	<0.005	
5/8/2013	<0.005	
11/5/2013	<0.005	
5/23/2014	<0.005	
11/7/2014	<0.005	
5/21/2015	<0.005	
11/12/2015	<0.005	
4/7/2016	0.00208 (J)	
10/11/2016	<0.005	
4/7/2017	<0.005	
10/10/2017	<0.005	
3/22/2018	<0.005	
10/3/2018	<0.005	
3/27/2019	<0.005	
9/12/2019	0.0041 (J)	
3/19/2020	<0.005	
9/10/2020	<0.005	
4/6/2021	<0.005	
8/12/2021	<0.005	
2/14/2022	<0.005	
8/30/2022	<0.005	
3/1/2023		<0.005

Prediction Limit

Constituent: Zinc, Total (mg/L) Analysis Run 5/26/2023 1:48 PM View: Appendix I - Intravel
Plant Scherer Client: Southern Company Data: Scherer PAC-CCR

	GWC-29	GWC-29
12/22/2010	<0.005	
2/15/2011	<0.005	
3/22/2011	<0.005	
4/27/2011	<0.005	
10/26/2011	<0.005	
5/2/2012	<0.005	
11/8/2012	<0.005	
5/8/2013	<0.005	
11/4/2013	<0.005	
5/24/2014	<0.005	
11/7/2014	<0.005	
5/22/2015	<0.005	
11/13/2015	<0.005	
4/11/2016	<0.005	
10/11/2016	<0.005	
4/10/2017	<0.005	
10/10/2017	<0.005	
3/26/2018	<0.005	
10/4/2018	<0.005	
3/28/2019	<0.005	
9/12/2019	0.0058	
3/19/2020	<0.005	
9/10/2020	<0.005	
4/6/2021	<0.005	
8/13/2021	<0.005	
2/14/2022	<0.005	
8/31/2022	<0.005	
3/1/2023		<0.005

Prediction Limit

Constituent: Zinc, Total (mg/L) Analysis Run 5/26/2023 1:48 PM View: Appendix I - Intravel
Plant Scherer Client: Southern Company Data: Scherer PAC-CCR

	GWC-50	GWC-50
12/22/2010	<0.005	
2/15/2011	<0.005	
3/22/2011	<0.005	
4/27/2011	<0.005	
10/26/2011	<0.005	
5/2/2012	<0.005	
11/8/2012	<0.005	
5/8/2013	<0.005	
11/4/2013	<0.005	
5/24/2014	<0.005	
11/8/2014	<0.005	
5/22/2015	<0.005	
11/13/2015	<0.005	
4/11/2016	<0.005	
10/11/2016	<0.005	
4/7/2017	<0.005	
10/10/2017	<0.005	
3/23/2018	<0.005	
10/4/2018	0.0076	
3/28/2019	<0.005	
9/12/2019	0.0057	
3/19/2020	0.0037 (J)	
9/10/2020	<0.005	
4/6/2021	<0.005	
8/13/2021	0.0053	
2/14/2022	<0.005	
8/31/2022	<0.005	
3/1/2023		0.016

Prediction Limit

Constituent: Zinc, Total (mg/L) Analysis Run 5/26/2023 1:48 PM View: Appendix I - Intravel
Plant Scherer Client: Southern Company Data: Scherer PAC-CCR

	GWC-51	GWC-51
12/22/2010	<0.005	
2/15/2011	<0.005	
3/22/2011	<0.005	
4/27/2011	<0.005	
10/26/2011	<0.005	
5/2/2012	<0.005	
11/8/2012	<0.005	
5/8/2013	<0.005	
11/4/2013	<0.005	
5/24/2014	<0.005	
11/7/2014	<0.005	
5/22/2015	<0.005	
11/13/2015	<0.005	
4/11/2016	0.00333 (J)	
10/13/2016	<0.005	
4/10/2017	<0.005	
10/11/2017	<0.005	
3/26/2018	<0.005	
10/4/2018	<0.005	
3/27/2019	<0.005	
9/12/2019	0.0042 (J)	
3/19/2020	<0.005	
9/11/2020	<0.005	
4/5/2021	<0.005	
8/13/2021	<0.005	
2/15/2022	<0.005	
8/31/2022	<0.005	
2/28/2023		<0.005

Prediction Limit

Constituent: Zinc, Total (mg/L) Analysis Run 5/26/2023 1:48 PM View: Appendix I - Intravel
Plant Scherer Client: Southern Company Data: Scherer PAC-CCR

	GWC-52	GWC-52
12/21/2010	<0.005	
2/15/2011	<0.005	
3/21/2011	<0.005	
4/28/2011	<0.005	
10/26/2011	<0.005	
5/1/2012	<0.005	
11/9/2012	<0.005	
5/8/2013	<0.005	
11/4/2013	<0.005	
5/24/2014	<0.005	
11/7/2014	<0.005	
5/22/2015	<0.005	
11/13/2015	<0.005	
4/11/2016	<0.005	
10/13/2016	<0.005	
4/11/2017	0.0065 (J)	
10/11/2017	<0.005	
3/26/2018	<0.005	
10/4/2018	<0.005	
3/28/2019	<0.005	
9/12/2019	0.0073	
3/19/2020	<0.005	
9/11/2020	<0.005	
4/5/2021	<0.005	
8/17/2021	<0.005	
2/14/2022	<0.005	
8/31/2022	<0.005	
3/1/2023		<0.005

Prediction Limit

Constituent: Zinc, Total (mg/L) Analysis Run 5/26/2023 1:48 PM View: Appendix I - Intravel
Plant Scherer Client: Southern Company Data: Scherer PAC-CCR

	GWC-53	GWC-53
12/20/2010	0.0095 (J)	
2/14/2011	0.0092 (J)	
3/21/2011	0.011 (J)	
4/27/2011	0.0096 (J)	
10/26/2011	0.011 (J)	
5/1/2012	0.012 (J)	
11/9/2012	0.014 (J)	
5/8/2013	0.016 (J)	
11/4/2013	0.014 (J)	
5/24/2014	0.013 (J)	
11/7/2014	0.014 (J)	
5/20/2015	0.015 (J)	
11/13/2015	0.015 (J)	
10/13/2016	0.015 (J)	
4/11/2017	0.015 (J)	
10/11/2017	0.019 (J)	
3/26/2018	0.016 (J)	
10/4/2018	0.017 (J)	
3/28/2019	0.013 (J)	
9/12/2019	0.02	
3/19/2020	0.014	
9/11/2020	0.014	
4/6/2021	0.014	
8/13/2021	0.017	
2/14/2022	0.014	
8/31/2022	0.015	
2/28/2023		0.014 (J)

FIGURE F.

Appendix I Interwell Prediction Limits - Two-Step - Significant Results

Plant Scherer Client: Southern Company Data: Scherer PAC-CCR Printed 5/26/2023, 1:50 PM

Constituent	Well	Upper Lim.	Lower Lim.	Date	Observ.	Sig.	Bg N	Bg Mean	Std. Dev.	%NDs	ND Adj.	Transform	Alpha	Method
Zinc, Total (mg/L)	GWC-50	0.0098	n/a	3/1/2023	0.016	Yes	191	n/a	n/a	85.86	n/a	n/a	0.00005435	NP Inter (NDs) 1 of 2

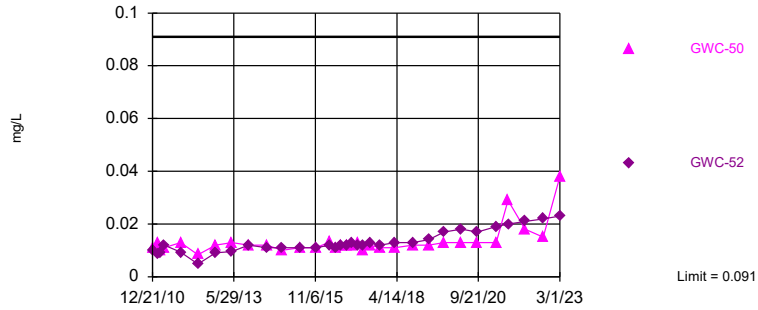
Appendix I Interwell Prediction Limits - Two-Step - All Results

Plant Scherer Client: Southern Company Data: Scherer PAC-CCR Printed 5/26/2023, 1:50 PM

Constituent	Well	Upper Lim.	Lower Lim.	Date	Observ.	Sig.	Bg N	Bg Mean	Std. Dev.	%NDs	ND Adj.	Transform	Alpha	Method
Barium, Total (mg/L)	GWC-50	0.091	n/a	3/1/2023	0.038	No	222	n/a	n/a	0	n/a	n/a	0.0000492	NP Inter (normality) 1 of 2
Barium, Total (mg/L)	GWC-52	0.091	n/a	3/1/2023	0.023	No	222	n/a	n/a	0	n/a	n/a	0.0000492	NP Inter (normality) 1 of 2
Chromium, Total (mg/L)	GWC-52	0.045	n/a	3/1/2023	0.038	No	229	n/a	n/a	18.78	n/a	n/a	0.0000492	NP Inter (normality) 1 of 2
Cobalt, Total (mg/L)	GWC-50	0.012	n/a	3/1/2023	0.01	No	227	n/a	n/a	72.69	n/a	n/a	0.0000492	NP Inter (NDs) 1 of 2
Nickel, Total (mg/L)	GWC-50	0.022	n/a	3/1/2023	0.0073	No	193	n/a	n/a	76.68	n/a	n/a	0.0000532	NP Inter (NDs) 1 of 2
Zinc, Total (mg/L)	GWC-50	0.0098	n/a	3/1/2023	0.016	Yes	191	n/a	n/a	85.86	n/a	n/a	0.00005435	NP Inter (NDs) 1 of 2

Within Limit

Prediction Limit Interwell Non-parametric

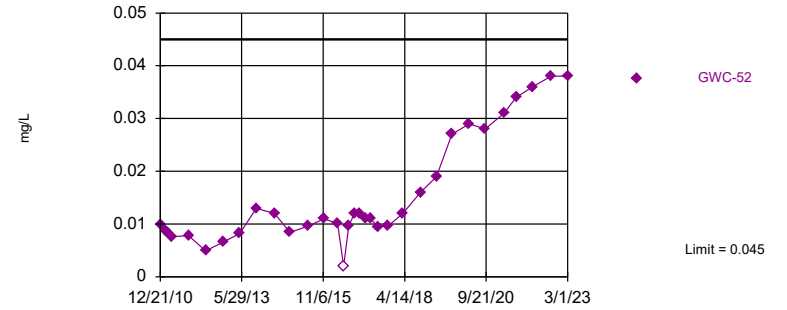


Non-parametric test used in lieu of parametric prediction limit because the Chi Squared normality test showed the data to be non-normal at the 0.01 alpha level. Limit is highest of 222 background values. Annual per-constituent alpha = 0.0004919. Individual comparison alpha = 0.0000492 (1 of 2). Comparing 2 points to limit. Assumes 3 future values.

Constituent: Barium, Total Analysis Run 5/26/2023 1:49 PM View: Appendix I - Two-Step
Plant Scherer Client: Southern Company Data: Scherer PAC-CCR

Within Limit

Prediction Limit Interwell Non-parametric

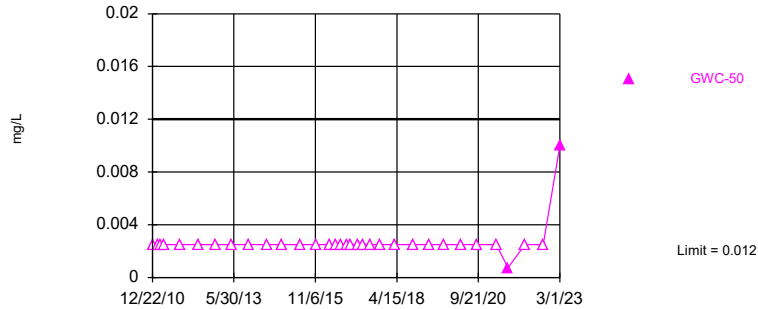


Non-parametric test used in lieu of parametric prediction limit because the Chi Squared normality test showed the data to be non-normal at the 0.01 alpha level. Limit is highest of 229 background values. 18.78% NDs. Annual per-constituent alpha = 0.0004919. Individual comparison alpha = 0.0000492 (1 of 2). Assumes 4 future values.

Constituent: Chromium, Total Analysis Run 5/26/2023 1:49 PM View: Appendix I - Two-Step
Plant Scherer Client: Southern Company Data: Scherer PAC-CCR

Within Limit

Prediction Limit Interwell Non-parametric

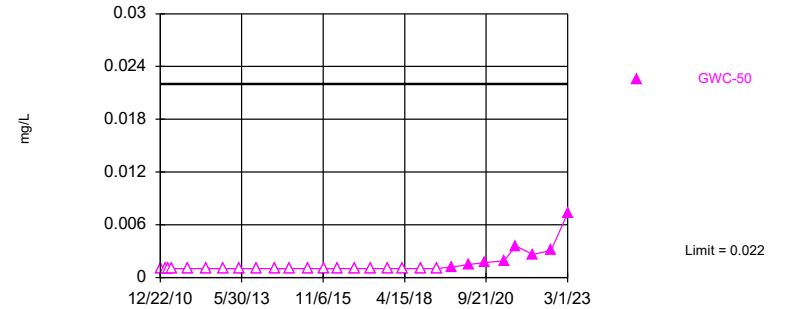


Non-parametric test used in lieu of parametric prediction limit because censored data exceeded 50%. Limit is highest of 227 background values. 72.69% NDs. Annual per-constituent alpha = 0.0004919. Individual comparison alpha = 0.0000492 (1 of 2). Assumes 4 future values.

Constituent: Cobalt, Total Analysis Run 5/26/2023 1:49 PM View: Appendix I - Two-Step
Plant Scherer Client: Southern Company Data: Scherer PAC-CCR

Within Limit

Prediction Limit Interwell Non-parametric

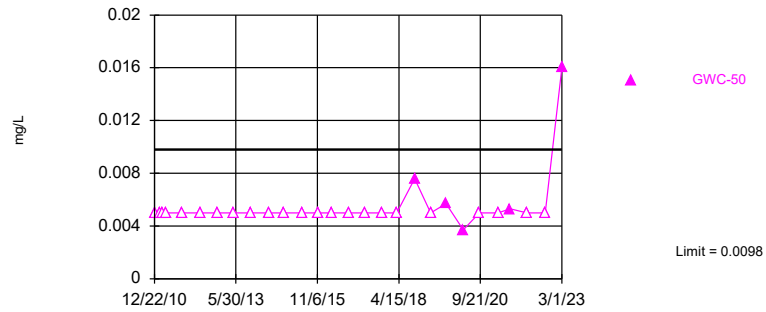


Non-parametric test used in lieu of parametric prediction limit because censored data exceeded 50%. Limit is highest of 193 background values. 76.68% NDs. Annual per-constituent alpha = 0.0005319. Individual comparison alpha = 0.0000532 (1 of 2). Assumes 4 future values.

Constituent: Nickel, Total Analysis Run 5/26/2023 1:49 PM View: Appendix I - Two-Step
Plant Scherer Client: Southern Company Data: Scherer PAC-CCR

Exceeds Limit: GWC-50

Prediction Limit Interwell Non-parametric



Non-parametric test used in lieu of parametric prediction limit because censored data exceeded 50%. Limit is highest of 191 background values. 85.86% NDs. Annual per-constituent alpha = 0.0005433. Individual comparison alpha = 0.00005435 (1 of 2). Assumes 4 future values.

Constituent: Zinc, Total Analysis Run 5/26/2023 1:49 PM View: Appendix I - Two-Step
Plant Scherer Client: Southern Company Data: Scherer PAC-CCR

Prediction Limit

Constituent: Barium, Total (mg/L) Analysis Run 5/26/2023 1:50 PM View: Appendix I - Two-Step

Plant Scherer Client: Southern Company Data: Scherer PAC-CCR

	GWA-46 (bg)	GWA-45 (bg)	GWA-47 (bg)	GWC-52	GWA-49 (bg)	GWC-50	GWA-21 (bg)	GWA-22 (bg)	GWA-48 (bg)
12/20/2010	0.019 (J)	0.024 (J)	0.029 (J)						
12/21/2010				0.01 (J)	0.021 (J)				0.055 (O)
12/22/2010						0.011 (J)	0.026 (J)	0.028 (J)	
2/1/2011	0.017 (J)		0.038 (J)						
2/14/2011		0.023 (J)			0.021 (J)		0.022 (J)	0.025 (J)	0.05 (O)
2/15/2011				0.0086 (J)		0.013 (J)			
3/21/2011	0.019 (J)	0.021 (J)		0.009 (J)	0.021 (J)				
3/22/2011						0.01 (J)	0.02 (J)	0.029 (J)	
3/23/2011			0.045 (J)						0.031 (J)
4/26/2011	0.02 (J)	0.019 (J)			0.021 (J)		0.019 (J)	0.031 (J)	
4/27/2011			0.043 (J)			0.011 (J)			0.015 (J)
4/28/2011				0.012 (J)					
10/25/2011									0.02
10/26/2011		0.023	0.023	0.0093 (J)	0.019	0.013			
10/27/2011	0.018						0.021	0.027	
5/1/2012		0.014	0.021	0.0048 (J)			0.017	0.022	0.017
5/2/2012	0.017				0.018	0.0084 (J)			
11/8/2012	0.048 (O)	0.034	0.038		0.018	0.012	0.023	0.024	0.012
11/9/2012				0.0091 (J)					
5/7/2013	0.02		0.042				0.021	0.027	0.022
5/8/2013		0.016		0.0096 (J)	0.017	0.013			
11/4/2013	0.019	0.014		0.012		0.012	0.018	0.024	
11/5/2013			0.039		0.019				0.012
5/23/2014			0.088 (O)		0.021				0.02
5/24/2014	0.019	0.027		0.011		0.012	0.022	0.025	
11/7/2014	0.019	0.03	0.027	0.011	0.019				0.012
11/8/2014						0.01	0.02	0.023	
5/20/2015	0.018	0.029							
5/21/2015			0.036		0.02		0.022	0.023	0.011
5/22/2015				0.011		0.011			
11/12/2015			0.038		0.019				0.012
11/13/2015	0.02	0.041		0.011		0.011	0.025	0.023	
4/6/2016							0.0239		
4/7/2016	0.0207	0.0381			0.0201				0.0116
4/8/2016			0.0261					0.0244	
4/11/2016				0.012		0.0132			
6/14/2016	0.019	0.034	0.023		0.017		0.021	0.023	
6/15/2016						0.011			
6/16/2016				0.011					
6/17/2016									0.012
8/9/2016	0.017	0.032	0.026		0.017			0.026	
8/10/2016						0.012	0.019		0.012
8/11/2016				0.012					
10/10/2016	0.02	0.037							
10/11/2016			0.03		0.02	0.012	0.02	0.022	
10/13/2016				0.012					
10/14/2016									0.016
12/2/2016	0.02	0.038			0.02	0.012	0.022		
12/5/2016			0.026	0.013				0.025	
12/19/2016									0.012
2/9/2017		0.048			0.018				
2/10/2017	0.018		0.023				0.03	0.026	

Prediction Limit

Constituent: Barium, Total (mg/L) Analysis Run 5/26/2023 1:50 PM View: Appendix I - Two-Step

Plant Scherer Client: Southern Company Data: Scherer PAC-CCR

	GWA-46 (bg)	GWA-45 (bg)	GWA-47 (bg)	GWC-52	GWA-49 (bg)	GWC-50	GWA-21 (bg)	GWA-22 (bg)	GWA-48 (bg)
2/13/2017				0.012		0.013			0.017
4/7/2017	0.02	0.045	0.024		0.018	0.01		0.021	0.011
4/10/2017							0.025		
4/11/2017				0.012					
6/22/2017		0.049	0.025		0.02	0.012			0.014
6/23/2017	0.021						0.026		
6/24/2017				0.013					
6/26/2017								0.028	
10/9/2017							0.025	0.021	
10/10/2017	0.018	0.044	0.022		0.02	0.011			0.012
10/11/2017				0.012					
3/22/2018		0.0495 (D)	0.024		0.018				
3/23/2018	0.02					0.011			0.012
3/26/2018				0.013			0.026	0.022 (D)	
10/3/2018		0.042			0.018		0.00049 (O)	0.022	0.012
10/4/2018	0.019			0.013		0.012			
10/5/2018			0.026						
3/27/2019	0.021	0.057	0.026		0.019		0.024	0.022	0.013
3/28/2019				0.014		0.012			
9/12/2019	0.022	0.1 (L)	0.028	0.017	0.022	0.013	0.025	0.023	0.016
12/2/2019		0.11 (RL)							
3/19/2020	0.023	0.11 (L)		0.018	0.02	0.013	0.027	0.024	0.02
3/20/2020			0.029						
9/10/2020					0.02	0.013	0.023	0.022	
9/11/2020	0.022	0.15 (L)	0.026	0.017					0.013
4/2/2021		0.11 (L)					0.02	0.023	
4/5/2021	0.022		0.028	0.019					0.015
4/6/2021					0.02	0.013			
8/12/2021	0.023	0.091			0.024		0.023	0.024	0.013
8/13/2021			0.026			0.029			
8/17/2021				0.02					
2/14/2022	0.024	0.077	0.029	0.021	0.022	0.018	0.024		0.014
2/15/2022								0.032	
8/26/2022							0.026	0.021	
8/30/2022					0.021				
8/31/2022	0.022	0.065	0.031	0.022		0.015			0.016
2/28/2023	0.022	0.056	0.027				0.022	0.02	0.014
3/1/2023				0.023	0.019	0.038			

Prediction Limit

Constituent: Chromium, Total (mg/L) Analysis Run 5/26/2023 1:50 PM View: Appendix I - Two-Step

Plant Scherer Client: Southern Company Data: Scherer PAC-CCR

	GWA-47 (bg)	GWA-46 (bg)	GWA-45 (bg)	GWC-52	GWA-49 (bg)	GWA-48 (bg)	GWA-22 (bg)	GWA-21 (bg)
12/20/2010	0.0064	0.0036 (J)	<0.002					
12/21/2010				0.01	0.0073	0.0094		
12/22/2010							0.0029 (J)	0.0052
2/1/2011	0.015	0.0037 (J)						
2/14/2011			<0.002		0.0051	0.028	0.0027 (J)	0.0057
2/15/2011				0.0087				
3/21/2011		0.004 (J)	<0.002	0.0083	0.0067			
3/22/2011							0.0049 (J)	0.0055
3/23/2011	0.0084					0.0042 (J)		
4/26/2011		0.0037 (J)	<0.002		0.0065		0.0048 (J)	0.0069
4/27/2011	0.011					<0.002		
4/28/2011				0.0076				
10/25/2011						0.0062		
10/26/2011	0.0061		<0.002	0.0078	0.0068			
10/27/2011		0.0047 (J)					0.0023 (J)	0.011
5/1/2012	0.0072		<0.002	0.0049 (J)		0.011	0.0051	0.0056
5/2/2012		0.005 (J)			0.011			
11/8/2012	0.015	0.0081	<0.002		0.0052	0.0089	0.0034 (J)	<0.002
11/9/2012				0.0066				
5/7/2013	0.044	0.0035 (J)				0.019	0.0078	0.0036 (J)
5/8/2013			<0.002	0.0082	0.0059			
11/4/2013		0.0056 (J)	<0.002	0.013			0.0055 (J)	0.0032 (J)
11/5/2013	0.023				0.0044 (J)	0.0057 (J)		
5/23/2014	0.022				0.0087 (J)	0.0084 (J)		
5/24/2014		0.005 (J)	<0.002	0.012			0.0075 (J)	0.0043 (J)
11/7/2014	0.013	0.004 (J)	<0.002	0.0084 (J)	0.0048 (J)	0.011		
11/8/2014							0.0048 (J)	<0.002
5/20/2015		0.0062 (J)	0.0025 (O)					
5/21/2015	0.029				0.006 (J)	0.013	0.0082 (J)	0.002 (J)
5/22/2015				0.0096 (J)				
11/12/2015	0.045				0.007 (J)	0.015		
11/13/2015		0.0067 (J)	0.0042 (O)	0.011			0.0079 (J)	<0.002
4/6/2016								0.00278 (J)
4/7/2016		0.00467 (J)	<0.002		0.0056 (J)	0.00498 (J)		
4/8/2016	<0.002						<0.002	
4/11/2016				0.0101				
6/14/2016	<0.002	<0.002	<0.002		<0.002		<0.002	<0.002
6/16/2016				<0.002				
6/17/2016						<0.002		
8/9/2016	0.008	0.0041	<0.002		0.0053		0.0079	
8/10/2016						0.0047		0.0019 (J)
8/11/2016				0.0097				
10/10/2016		0.0041	<0.002					
10/11/2016	0.0079				0.0058		0.0069	0.0024 (J)
10/13/2016				0.012				
10/14/2016						0.0056		
12/2/2016		0.0039	<0.002		0.0071			0.0023 (J)
12/5/2016	0.0057			0.012			0.0077	
12/19/2016						0.0039		
2/9/2017			<0.002		0.0051			
2/10/2017	0.0062	0.0044					0.0098	0.0021 (J)
2/13/2017				0.011		0.0059		

Prediction Limit

Constituent: Chromium, Total (mg/L) Analysis Run 5/26/2023 1:50 PM View: Appendix I - Two-Step

Plant Scherer Client: Southern Company Data: Scherer PAC-CCR

	GWA-47 (bg)	GWA-46 (bg)	GWA-45 (bg)	GWC-52	GWA-49 (bg)	GWA-48 (bg)	GWA-22 (bg)	GWA-21 (bg)
4/7/2017	0.0072	0.0046	<0.002		0.006	0.0051	0.0081	
4/10/2017								0.002 (J)
4/11/2017				0.011				
6/22/2017	0.0074		<0.002		0.0056	0.005		
6/23/2017		0.005						0.0018 (J)
6/24/2017				0.0095				
6/26/2017							0.0084	
10/9/2017							0.0082	0.0016 (J)
10/10/2017	0.0072	0.0088	<0.002		0.0073	0.005		
10/11/2017				0.0096				
3/22/2018	0.0074		<0.002 (D)		0.0051			
3/23/2018		0.0045				0.005		
3/26/2018				0.012			0.0088	0.0011 (J)
10/3/2018			<0.002		0.0052	0.0051	0.0086	0.0014 (J)
10/4/2018		0.0047		0.016				
10/5/2018	0.0083							
3/27/2019	0.0081	0.0048	<0.002		0.0056	0.0051	0.0078	0.003
3/28/2019				0.019				
9/12/2019	0.0088	0.0051	<0.002	0.027	0.0075	0.0085	0.0092	0.0047
3/19/2020		0.0043	<0.002	0.029	0.0055	0.0063	0.011	0.0026
3/20/2020	0.0085							
9/10/2020					0.0063		0.0077	0.0019 (J)
9/11/2020	0.0081	0.0042	<0.002	0.028		0.0053		
4/2/2021			<0.002				0.01	0.0029
4/5/2021	0.0084	0.0041		0.031		0.0061		
4/6/2021					0.0055			
8/12/2021		0.0045	<0.002		0.0096	0.0058	0.008	0.0016 (J)
8/13/2021	0.0082							
8/17/2021				0.034				
2/14/2022	0.0086	0.0047	<0.002	0.036	0.0076	0.0058		0.0026
2/15/2022							0.013	
8/26/2022							0.0078	0.0016 (J)
8/30/2022					0.0064			
8/31/2022	0.0084	0.0048	<0.002	0.038		0.0059		
2/28/2023	0.0084	0.0047	<0.002			0.0058	0.01	0.0024
3/1/2023				0.038	0.0057			

Prediction Limit

Constituent: Cobalt, Total (mg/L) Analysis Run 5/26/2023 1:50 PM View: Appendix I - Two-Step

Plant Scherer Client: Southern Company Data: Scherer PAC-CCR

	GWA-46 (bg)	GWA-45 (bg)	GWA-48 (bg)	GWA-49 (bg)	GWC-50	GWA-21 (bg)	GWA-47 (bg)	GWA-22 (bg)
12/20/2010	<0.0025	0.012					0.0033 (O)	
12/21/2010			<0.0025	<0.0025				
12/22/2010					<0.0025	<0.0025		0.0038 (O)
2/1/2011	<0.0025						<0.0025	
2/14/2011		0.0093 (J)	<0.0025	<0.0025		<0.0025		<0.0025
2/15/2011					<0.0025			
3/21/2011	<0.0025	0.0076 (J)		<0.0025				
3/22/2011					<0.0025	<0.0025		<0.0025
3/23/2011			<0.0025				<0.0025	
4/26/2011	<0.0025	0.0058 (J)		<0.0025		<0.0025		<0.0025
4/27/2011			<0.0025		<0.0025		<0.0025	
10/25/2011			<0.0025					
10/26/2011		0.005 (J)		<0.0025	<0.0025		<0.0025	
10/27/2011	<0.0025					<0.0025		<0.0025
5/1/2012		0.0032 (J)	0.0039 (O)			<0.0025	<0.0025	<0.0025
5/2/2012	<0.0025			<0.0025	<0.0025			
11/8/2012	<0.0025	0.0034 (J)	<0.0025	<0.0025	<0.0025	<0.0025	<0.0025	<0.0025
5/7/2013	<0.0025		<0.0025			<0.0025	<0.0025	<0.0025
5/8/2013		<0.0025		<0.0025	<0.0025			
11/4/2013	<0.0025	<0.0025			<0.0025	<0.0025		<0.0025
11/5/2013			<0.0025	<0.0025			<0.0025	
5/23/2014			<0.0025	<0.0025			0.0048 (O)	
5/24/2014	<0.0025	<0.0025			<0.0025	<0.0025		<0.0025
11/7/2014	<0.0025	<0.0025	<0.0025	<0.0025		<0.0025	<0.0025	
11/8/2014					<0.0025	<0.0025		<0.0025
5/20/2015	<0.0025	<0.0025						
5/21/2015			<0.0025	<0.0025		<0.0025	<0.0025	<0.0025
5/22/2015					<0.0025			
11/12/2015			<0.0025	<0.0025			<0.0025	
11/13/2015	<0.0025	<0.0025			<0.0025	<0.0025		<0.0025
4/6/2016						<0.0025		
4/7/2016	<0.0025	<0.0025	<0.0025	<0.0025				
4/8/2016							<0.0025	<0.0025
4/11/2016					<0.0025			
6/14/2016	3.8E-05 (J)	0.0031 (J)		<0.0025		6.6E-05 (J)	4.2E-05 (J)	0.00042 (J)
6/15/2016					<0.0025			
6/17/2016			0.00017 (J)					
8/9/2016	<0.0025	0.0023 (J)		<0.0025			<0.0025	0.00068 (J)
8/10/2016			<0.0025		<0.0025	<0.0025		
10/10/2016	<0.0025	0.0024 (J)						
10/11/2016				<0.0025	<0.0025	0.00047 (J)	0.00052 (J)	<0.0025
10/14/2016			<0.0025					
12/2/2016	<0.0025	0.0021 (J)		0.0004 (J)	<0.0025	0.0014 (J)		
12/5/2016							<0.0025	0.0012 (J)
12/19/2016			<0.0025					
2/9/2017		0.00096 (J)		<0.0025				
2/10/2017	<0.0025					0.00052 (J)	<0.0025	0.0013 (J)
2/13/2017			<0.0025		<0.0025			
4/7/2017	<0.0025	0.0034	<0.0025	<0.0025	<0.0025		<0.0025	<0.0025
4/10/2017						<0.0025		
6/22/2017		0.0029	<0.0025	<0.0025	<0.0025		<0.0025	
6/23/2017	<0.0025					<0.0025		

Prediction Limit

Constituent: Cobalt, Total (mg/L) Analysis Run 5/26/2023 1:50 PM View: Appendix I - Two-Step
 Plant Scherer Client: Southern Company Data: Scherer PAC-CCR

	GWA-46 (bg)	GWA-45 (bg)	GWA-48 (bg)	GWA-49 (bg)	GWC-50	GWA-21 (bg)	GWA-47 (bg)	GWA-22 (bg)
6/26/2017								0.00073 (J)
10/9/2017						0.00053 (J)		<0.0025
10/10/2017	<0.0025	0.0025	<0.0025	<0.0025	<0.0025		<0.0025	
3/22/2018		0.0015 (JD)		<0.0025			<0.0025	
3/23/2018	<0.0025		<0.0025		<0.0025			
3/26/2018						0.00088 (J)		<0.0025 (D)
10/3/2018		0.0018 (J)	<0.0025	<0.0025		0.0014 (J)		<0.0025
10/4/2018	<0.0025				<0.0025			
10/5/2018							<0.0025	
3/27/2019	<0.0025	0.00083 (J)	<0.0025	<0.0025		<0.0025	<0.0025	<0.0025
3/28/2019					<0.0025			
9/12/2019	9.5E-05 (J)	0.0018 (J)	<0.0025	0.00017 (J)	<0.0025	0.0004 (J)	0.00011 (J)	<0.0025
3/19/2020	0.00025 (J)	0.0005 (J)	0.00029 (J)	<0.0025	<0.0025	0.00015 (J)		<0.0025
3/20/2020							<0.0025	
9/10/2020				0.0002 (J)	<0.0025	0.00019 (J)		0.00014 (J)
9/11/2020	<0.0025	0.0035	<0.0025				<0.0025	
4/2/2021		0.002 (J)				0.00016 (J)		0.00026 (J)
4/5/2021	<0.0025		0.00019 (J)				0.00017 (J)	
4/6/2021				<0.0025	<0.0025			
8/12/2021	<0.0025	0.0024 (J)	<0.0025	0.00072 (J)		0.00028 (J)		0.00015 (J)
8/13/2021					0.00074 (J)		<0.0025	
2/14/2022	<0.0025	0.00059 (J)	<0.0025	0.00039 (J)	<0.0025	<0.0025	<0.0025	
2/15/2022								0.00054 (J)
8/26/2022						<0.0025		<0.0025
8/30/2022				<0.0025				
8/31/2022	<0.0025	0.0012 (J)	<0.0025		<0.0025		<0.0025	
2/28/2023	<0.0025	0.00097 (J)	<0.0025			<0.0025	<0.0025	<0.0025
3/1/2023				<0.0025	0.01			

Prediction Limit

Constituent: Nickel, Total (mg/L) Analysis Run 5/26/2023 1:50 PM View: Appendix I - Two-Step

Plant Scherer Client: Southern Company Data: Scherer PAC-CCR

	GWA-47 (bg)	GWA-46 (bg)	GWA-45 (bg)	GWA-49 (bg)	GWA-48 (bg)	GWA-21 (bg)	GWC-50	GWA-22 (bg)
12/20/2010	<0.001	<0.001	<0.001					
12/21/2010				<0.001	0.0052			
12/22/2010						<0.001	<0.001	0.003 (O)
2/1/2011	0.0072	<0.001						
2/14/2011			<0.001	<0.001	0.016	<0.001		<0.001
2/15/2011							<0.001	
3/21/2011		<0.001	<0.001	<0.001				
3/22/2011						<0.001	<0.001	<0.001
3/23/2011	<0.001				<0.001			
4/26/2011		<0.001	<0.001	<0.001		<0.001		<0.001
4/27/2011	<0.001				<0.001		<0.001	
10/25/2011					<0.001			
10/26/2011	<0.001		<0.001	<0.001			<0.001	
10/27/2011		<0.001				<0.001		<0.001
5/1/2012	<0.001		<0.001		0.0035 (J)	<0.001		<0.001
5/2/2012		<0.001		<0.001			<0.001	
11/8/2012	0.0066	0.0035 (O)	<0.001	<0.001	0.0046 (J)	<0.001	<0.001	<0.001
5/7/2013	0.022	<0.001			0.0087	<0.001		<0.001
5/8/2013			<0.001	<0.001			<0.001	
11/4/2013		<0.001	<0.001			<0.001	<0.001	<0.001
11/5/2013	0.0093			<0.001	0.0036 (J)			
5/23/2014	0.0045 (J)			<0.001	<0.001			
5/24/2014		<0.001	<0.001			<0.001	<0.001	<0.001
11/7/2014	0.0049 (J)	<0.001	<0.001	<0.001	0.0064			
11/8/2014						<0.001	<0.001	<0.001
5/20/2015		<0.001	<0.001					
5/21/2015	0.012			<0.001	0.0045 (J)	<0.001		<0.001
5/22/2015							<0.001	
11/12/2015	0.019			<0.001	0.0036 (J)			
11/13/2015		<0.001	<0.001			<0.001	<0.001	<0.001
4/6/2016						<0.001		
4/7/2016		<0.001	<0.001	<0.001	<0.001			
4/8/2016	<0.001							<0.001
4/11/2016							<0.001	
10/10/2016		<0.001	<0.001					
10/11/2016	<0.001			<0.001		<0.001	<0.001	<0.001
10/14/2016					<0.001			
4/7/2017	<0.001	<0.001	<0.001	<0.001	<0.001		<0.001	<0.001
4/10/2017						<0.001		
10/9/2017						0.0024 (O)		<0.001
10/10/2017	<0.001	<0.001	<0.001	<0.001	<0.001		<0.001	
3/22/2018	<0.001		<0.001 (D)	<0.001				
3/23/2018		<0.001			<0.001		<0.001	
3/26/2018						<0.001		<0.001 (D)
10/3/2018			<0.001	<0.001	<0.001	<0.001		<0.001
10/4/2018		<0.001					<0.001	
10/5/2018	<0.001							
3/27/2019	<0.001	<0.001	<0.001	<0.001	<0.001	<0.001		<0.001
3/28/2019							<0.001	
9/12/2019	<0.001	0.0004 (J)	0.00061 (J)	0.00043 (J)	<0.001	0.00097 (J)	0.0012	<0.001
3/19/2020		<0.001	0.00074 (J)	<0.001	0.0004 (J)	0.00037 (J)	0.0015	<0.001
3/20/2020	<0.001							

Prediction Limit

Constituent: Nickel, Total (mg/L) Analysis Run 5/26/2023 1:50 PM View: Appendix I - Two-Step
Plant Scherer Client: Southern Company Data: Scherer PAC-CCR

	GWA-47 (bg)	GWA-46 (bg)	GWA-45 (bg)	GWA-49 (bg)	GWA-48 (bg)	GWA-21 (bg)	GWC-50	GWA-22 (bg)
9/10/2020				0.00062 (J)		0.00095 (J)	0.0017	<0.001
9/11/2020	<0.001	<0.001	0.001		<0.001			
4/2/2021			0.00077 (J)			0.00046 (J)		0.00049 (J)
4/5/2021	<0.001	<0.001			0.00034 (J)			
4/6/2021				<0.001			0.0019	
8/12/2021		<0.001	0.00092 (J)	0.0019	<0.001	0.0011		0.00042 (J)
8/13/2021	<0.001						0.0036	
2/14/2022	<0.001	<0.001	<0.001	0.00088 (J)	<0.001	<0.001	0.0026	
2/15/2022								0.0014
8/26/2022						0.0012		0.00065 (J)
8/30/2022				0.00074 (J)				
8/31/2022	<0.001	0.00056 (J)	0.00065 (J)		<0.001		0.0031	
2/28/2023	<0.001	<0.001	0.00064 (J)		<0.001	0.0015		0.00091 (J)
3/1/2023				<0.001			0.0073	

Prediction Limit

Constituent: Zinc, Total (mg/L) Analysis Run 5/26/2023 1:50 PM View: Appendix I - Two-Step

Plant Scherer Client: Southern Company Data: Scherer PAC-CCR

	GWA-47 (bg)	GWA-46 (bg)	GWA-45 (bg)	GWA-49 (bg)	GWA-48 (bg)	GWC-50	GWA-22 (bg)	GWA-21 (bg)
12/20/2010	<0.005	<0.005	<0.005					
12/21/2010				<0.005	<0.005			
12/22/2010						<0.005	<0.005	<0.005
2/1/2011	<0.005	<0.005						
2/14/2011			<0.005	<0.005	<0.005		<0.005	<0.005
2/15/2011						<0.005		
3/21/2011		<0.005	<0.005	<0.005				
3/22/2011						<0.005	<0.005	<0.005
3/23/2011	<0.005				<0.005			
4/26/2011		<0.005	<0.005	<0.005			<0.005	<0.005
4/27/2011	<0.005				<0.005	<0.005		
10/25/2011					<0.005			
10/26/2011	<0.005		<0.005	<0.005		<0.005		
10/27/2011		<0.005					<0.005	<0.005
5/1/2012	<0.005		<0.005		<0.005		<0.005	<0.005
5/2/2012		<0.005		<0.005		<0.005		
11/8/2012	<0.005	0.013 (O)	<0.005	<0.005	<0.005	<0.005	<0.005	<0.005
5/7/2013	0.0087	<0.005			<0.005		<0.005	<0.005
5/8/2013			<0.005	<0.005		<0.005		
11/4/2013		<0.005	<0.005			<0.005	<0.005	<0.005
11/5/2013	<0.005			<0.005	<0.005			
5/23/2014	0.014 (O)			<0.005	<0.005			
5/24/2014		<0.005	<0.005			<0.005	<0.005	<0.005
11/7/2014	<0.005	<0.005	<0.005	<0.005	<0.005			
11/8/2014						<0.005	<0.005	<0.005
5/20/2015		<0.005	<0.005					
5/21/2015	<0.005			<0.005	<0.005		<0.005	<0.005
5/22/2015						<0.005		
11/12/2015	<0.005			<0.005	<0.005			
11/13/2015		<0.005	<0.005			<0.005	0.039 (O)	<0.005
4/6/2016								<0.005
4/7/2016		0.00265 (J)	0.00345 (J)	0.00208 (J)	0.00287 (J)			
4/11/2016						<0.005		
10/10/2016		<0.005	<0.005					
10/11/2016	<0.005			<0.005		<0.005	<0.005	<0.005
10/14/2016					<0.005			
4/7/2017	<0.005	<0.005	<0.005	<0.005	<0.005	<0.005	<0.005	
4/10/2017								<0.005
10/9/2017							<0.005	<0.005
10/10/2017	<0.005	0.0096 (J)	<0.005	<0.005	<0.005	<0.005		
3/22/2018	<0.005		<0.005 (D)	<0.005				
3/23/2018		<0.005			<0.005	<0.005		
3/26/2018							<0.005 (D)	<0.005
10/3/2018			<0.005	<0.005	<0.005		<0.005	<0.005
10/4/2018		<0.005				0.0076		
10/5/2018	<0.005							
3/27/2019	<0.005	<0.005	<0.005	<0.005	<0.005		<0.005	<0.005
3/28/2019						<0.005		
9/12/2019	0.0049 (J)	0.0091	0.0095	0.0041 (J)	0.0048 (J)	0.0057	0.0085	0.0046 (J)
3/19/2020		0.0035 (J)	0.0037 (J)	<0.005	<0.005	0.0037 (J)	<0.005	<0.005
3/20/2020	<0.005							
9/10/2020				<0.005		<0.005	<0.005	0.0048 (J)

Prediction Limit

Constituent: Zinc, Total (mg/L) Analysis Run 5/26/2023 1:50 PM View: Appendix I - Two-Step
Plant Scherer Client: Southern Company Data: Scherer PAC-CCR

	GWA-47 (bg)	GWA-46 (bg)	GWA-45 (bg)	GWA-49 (bg)	GWA-48 (bg)	GWC-50	GWA-22 (bg)	GWA-21 (bg)
9/11/2020	<0.005	0.0038 (J)	0.0098		<0.005			
4/2/2021			0.0058				<0.005	<0.005
4/5/2021	<0.005	0.0049 (J)			<0.005			
4/6/2021				<0.005		<0.005		
8/12/2021		<0.005	0.006	<0.005	<0.005		<0.005	<0.005
8/13/2021	<0.005					0.0053		
2/14/2022	<0.005	<0.005	0.003 (J)	<0.005	<0.005	<0.005		<0.005
2/15/2022							0.003 (J)	
8/26/2022							<0.005	<0.005
8/30/2022				<0.005				
8/31/2022	<0.005	0.0032 (J)	0.0051		0.0039 (J)	<0.005		
2/28/2023	<0.005	<0.005	0.0062 (J)		<0.005		<0.005	<0.005
3/1/2023				<0.005		0.016		

FIGURE G.

Appendix I Trend Tests - Significant Results

Plant Scherer Client: Southern Company Data: Scherer PAC-CCR Printed 5/26/2023, 12:53 PM

Constituent	Well	Slope	Calc.	Critical	Sig.	N	%NDs	Normality	Xform	Alpha	Method
Barium, Total (mg/L)	GWA-22 (bg)	-0.0003684	-181	-167	Yes	33	0	n/a	n/a	0.01	NP
Barium, Total (mg/L)	GWA-45 (bg)	0.004353	291	139	Yes	29	0	n/a	n/a	0.01	NP
Barium, Total (mg/L)	GWA-46 (bg)	0.0003812	263	161	Yes	32	0	n/a	n/a	0.01	NP
Barium, Total (mg/L)	GWC-50	0.0002944	204	167	Yes	33	0	n/a	n/a	0.01	NP
Barium, Total (mg/L)	GWC-52	0.0009692	423	167	Yes	33	0	n/a	n/a	0.01	NP
Chromium, Total (mg/L)	GWA-21 (bg)	-0.0003757	-285	-167	Yes	33	12.12	n/a	n/a	0.01	NP
Chromium, Total (mg/L)	GWA-22 (bg)	0.000543	325	167	Yes	33	6.061	n/a	n/a	0.01	NP
Chromium, Total (mg/L)	GWC-52	0.002193	345	167	Yes	33	3.03	n/a	n/a	0.01	NP
Cobalt, Total (mg/L)	GWA-45 (bg)	-0.0005638	-298	-167	Yes	33	21.21	n/a	n/a	0.01	NP
Nickel, Total (mg/L)	GWA-48 (bg)	-0.00006862	-149	-131	Yes	28	60.71	n/a	n/a	0.01	NP

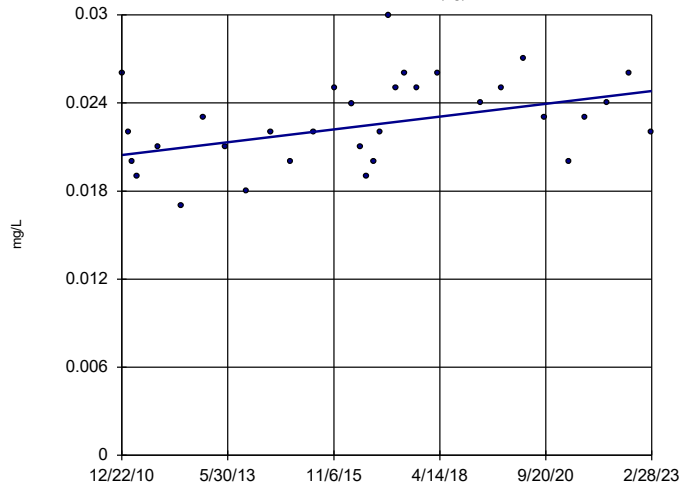
Appendix I Trend Tests - All Results

Plant Scherer Client: Southern Company Data: Scherer PAC-CCR Printed 5/26/2023, 12:53 PM

Constituent	Well	Slope	Calc.	Critical	Sig.	N	%NDs	Normality	Xform	Alpha	Method
Barium, Total (mg/L)	GWA-21 (bg)	0.000356	144	161	No	32	0	n/a	n/a	0.01	NP
Barium, Total (mg/L)	GWA-22 (bg)	-0.0003684	-181	-167	Yes	33	0	n/a	n/a	0.01	NP
Barium, Total (mg/L)	GWA-45 (bg)	0.004353	291	139	Yes	29	0	n/a	n/a	0.01	NP
Barium, Total (mg/L)	GWA-46 (bg)	0.0003812	263	161	Yes	32	0	n/a	n/a	0.01	NP
Barium, Total (mg/L)	GWA-47 (bg)	-0.0005204	-85	-161	No	32	0	n/a	n/a	0.01	NP
Barium, Total (mg/L)	GWA-48 (bg)	0	-5	-152	No	31	0	n/a	n/a	0.01	NP
Barium, Total (mg/L)	GWA-49 (bg)	0	39	167	No	33	0	n/a	n/a	0.01	NP
Barium, Total (mg/L)	GWC-50	0.0002944	204	167	Yes	33	0	n/a	n/a	0.01	NP
Barium, Total (mg/L)	GWC-52	0.0009692	423	167	Yes	33	0	n/a	n/a	0.01	NP
Chromium, Total (mg/L)	GWA-21 (bg)	-0.0003757	-285	-167	Yes	33	12.12	n/a	n/a	0.01	NP
Chromium, Total (mg/L)	GWA-22 (bg)	0.000543	325	167	Yes	33	6.061	n/a	n/a	0.01	NP
Chromium, Total (mg/L)	GWA-45 (bg)	0	0	152	No	31	100	n/a	n/a	0.01	NP
Chromium, Total (mg/L)	GWA-46 (bg)	0.00003974	71	167	No	33	3.03	n/a	n/a	0.01	NP
Chromium, Total (mg/L)	GWA-47 (bg)	0	5	167	No	33	6.061	n/a	n/a	0.01	NP
Chromium, Total (mg/L)	GWA-48 (bg)	-0.0001214	-60	-167	No	33	6.061	n/a	n/a	0.01	NP
Chromium, Total (mg/L)	GWA-49 (bg)	0.00002608	22	167	No	33	3.03	n/a	n/a	0.01	NP
Chromium, Total (mg/L)	GWC-52	0.002193	345	167	Yes	33	3.03	n/a	n/a	0.01	NP
Cobalt, Total (mg/L)	GWA-21 (bg)	0	-159	-167	No	33	63.64	n/a	n/a	0.01	NP
Cobalt, Total (mg/L)	GWA-22 (bg)	0	-107	-161	No	32	71.88	n/a	n/a	0.01	NP
Cobalt, Total (mg/L)	GWA-45 (bg)	-0.0005638	-298	-167	Yes	33	21.21	n/a	n/a	0.01	NP
Cobalt, Total (mg/L)	GWA-46 (bg)	0	-31	-167	No	33	90.91	n/a	n/a	0.01	NP
Cobalt, Total (mg/L)	GWA-47 (bg)	0	-28	-152	No	31	87.1	n/a	n/a	0.01	NP
Cobalt, Total (mg/L)	GWA-48 (bg)	0	-36	-161	No	32	90.63	n/a	n/a	0.01	NP
Cobalt, Total (mg/L)	GWA-49 (bg)	0	-94	-167	No	33	84.85	n/a	n/a	0.01	NP
Cobalt, Total (mg/L)	GWC-50	0	5	167	No	33	93.94	n/a	n/a	0.01	NP
Nickel, Total (mg/L)	GWA-21 (bg)	0	-1	-124	No	27	74.07	n/a	n/a	0.01	NP
Nickel, Total (mg/L)	GWA-22 (bg)	0	-62	-124	No	27	81.48	n/a	n/a	0.01	NP
Nickel, Total (mg/L)	GWA-45 (bg)	0	-119	-131	No	28	75	n/a	n/a	0.01	NP
Nickel, Total (mg/L)	GWA-46 (bg)	0	-35	-124	No	27	92.59	n/a	n/a	0.01	NP
Nickel, Total (mg/L)	GWA-47 (bg)	0	-84	-131	No	28	71.43	n/a	n/a	0.01	NP
Nickel, Total (mg/L)	GWA-48 (bg)	-0.00006862	-149	-131	Yes	28	60.71	n/a	n/a	0.01	NP
Nickel, Total (mg/L)	GWA-49 (bg)	0	-53	-131	No	28	82.14	n/a	n/a	0.01	NP
Nickel, Total (mg/L)	GWC-50	0	64	131	No	28	71.43	n/a	n/a	0.01	NP
Zinc, Total (mg/L)	GWA-21 (bg)	0	-29	-131	No	28	92.86	n/a	n/a	0.01	NP
Zinc, Total (mg/L)	GWA-22 (bg)	0	-9	-118	No	26	92.31	n/a	n/a	0.01	NP
Zinc, Total (mg/L)	GWA-45 (bg)	0	71	131	No	28	67.86	n/a	n/a	0.01	NP
Zinc, Total (mg/L)	GWA-46 (bg)	0	-45	-124	No	27	74.07	n/a	n/a	0.01	NP
Zinc, Total (mg/L)	GWA-47 (bg)	0	-21	-118	No	26	92.31	n/a	n/a	0.01	NP
Zinc, Total (mg/L)	GWA-48 (bg)	0	-36	-131	No	28	89.29	n/a	n/a	0.01	NP
Zinc, Total (mg/L)	GWA-49 (bg)	0	-11	-131	No	28	92.86	n/a	n/a	0.01	NP
Zinc, Total (mg/L)	GWC-50	0	55	131	No	28	82.14	n/a	n/a	0.01	NP

Sen's Slope Estimator

GWA-21 (bg)

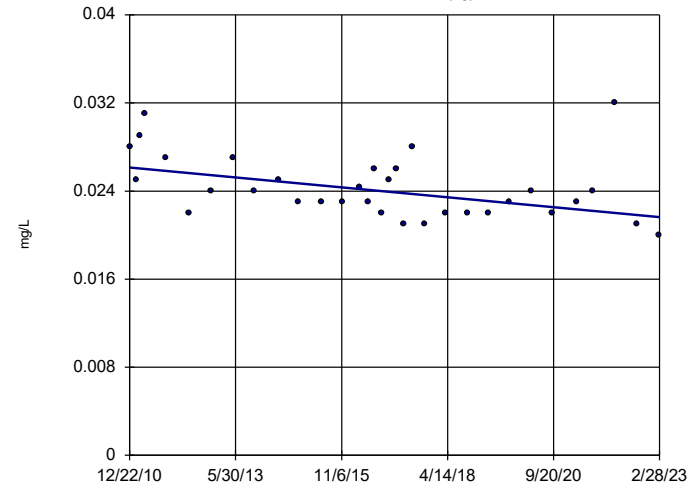


n = 32
 Slope = 0.000356 units per year.
 Mann-Kendall statistic = 144
 critical = 161
 Trend not significant at 99% confidence level (α = 0.005 per tail).

Constituent: Barium, Total Analysis Run 5/26/2023 12:51 PM View: Appendix I - Trend Tests
 Plant Scherer Client: Southern Company Data: Scherer PAC-CCR

Sen's Slope Estimator

GWA-22 (bg)

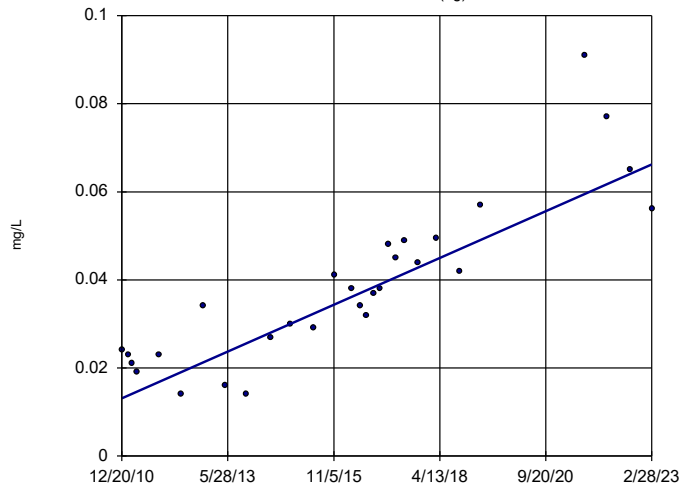


n = 33
 Slope = -0.0003684 units per year.
 Mann-Kendall statistic = -181
 critical = -167
 Decreasing trend significant at 99% confidence level (α = 0.005 per tail).

Constituent: Barium, Total Analysis Run 5/26/2023 12:51 PM View: Appendix I - Trend Tests
 Plant Scherer Client: Southern Company Data: Scherer PAC-CCR

Sen's Slope Estimator

GWA-45 (bg)

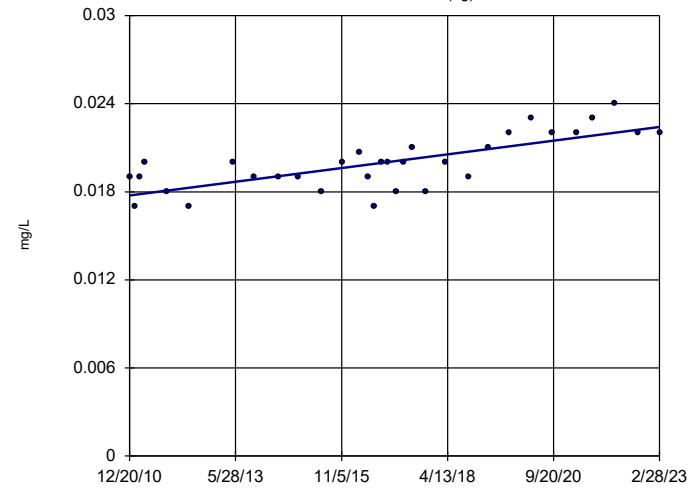


n = 29
 Slope = 0.004353 units per year.
 Mann-Kendall statistic = 291
 critical = 139
 Increasing trend significant at 99% confidence level (α = 0.005 per tail).

Constituent: Barium, Total Analysis Run 5/26/2023 12:51 PM View: Appendix I - Trend Tests
 Plant Scherer Client: Southern Company Data: Scherer PAC-CCR

Sen's Slope Estimator

GWA-46 (bg)

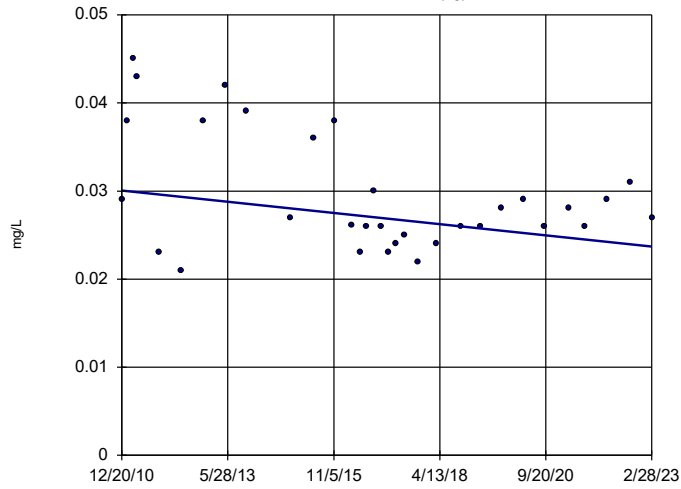


n = 32
 Slope = 0.0003812 units per year.
 Mann-Kendall statistic = 263
 critical = 161
 Increasing trend significant at 99% confidence level (α = 0.005 per tail).

Constituent: Barium, Total Analysis Run 5/26/2023 12:51 PM View: Appendix I - Trend Tests
 Plant Scherer Client: Southern Company Data: Scherer PAC-CCR

Sen's Slope Estimator

GWA-47 (bg)

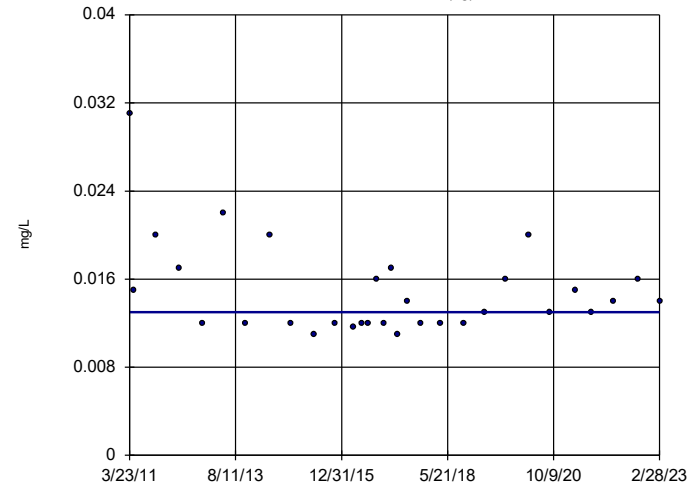


n = 32
 Slope = -0.0005204
 units per year.
 Mann-Kendall
 statistic = -85
 critical = -161
 Trend not sig-
 nificant at 99%
 confidence level
 (α = 0.005 per
 tail).

Constituent: Barium, Total Analysis Run 5/26/2023 12:51 PM View: Appendix I - Trend Tests
 Plant Scherer Client: Southern Company Data: Scherer PAC-CCR

Sen's Slope Estimator

GWA-48 (bg)

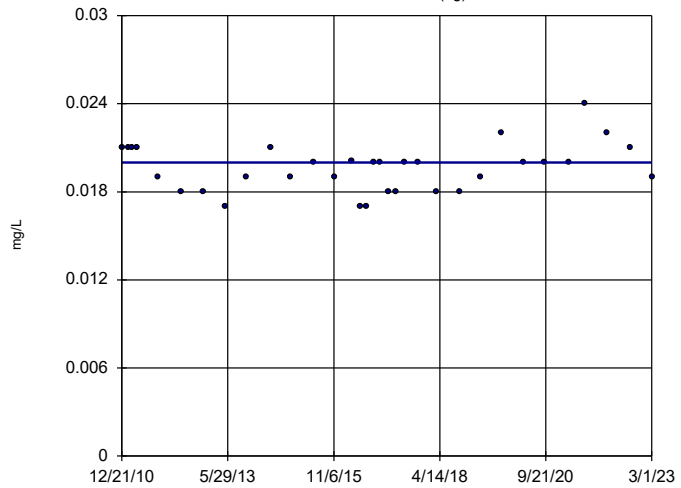


n = 31
 Slope = 0
 units per year.
 Mann-Kendall
 statistic = -5
 critical = -152
 Trend not sig-
 nificant at 99%
 confidence level
 (α = 0.005 per
 tail).

Constituent: Barium, Total Analysis Run 5/26/2023 12:51 PM View: Appendix I - Trend Tests
 Plant Scherer Client: Southern Company Data: Scherer PAC-CCR

Sen's Slope Estimator

GWA-49 (bg)

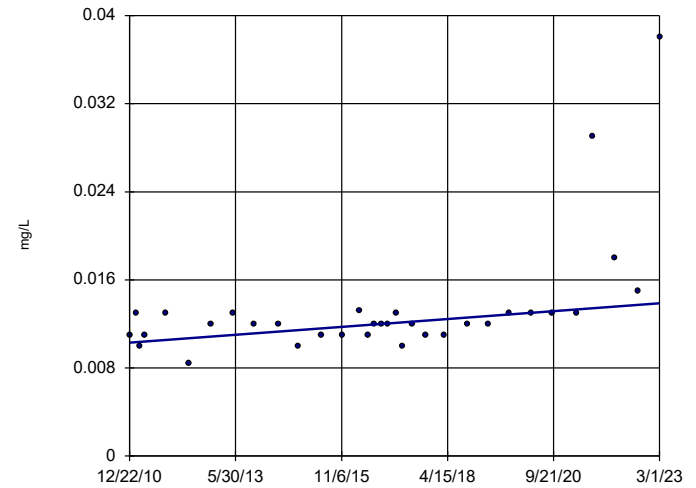


n = 33
 Slope = 0
 units per year.
 Mann-Kendall
 statistic = 39
 critical = 167
 Trend not sig-
 nificant at 99%
 confidence level
 (α = 0.005 per
 tail).

Constituent: Barium, Total Analysis Run 5/26/2023 12:51 PM View: Appendix I - Trend Tests
 Plant Scherer Client: Southern Company Data: Scherer PAC-CCR

Sen's Slope Estimator

GWC-50

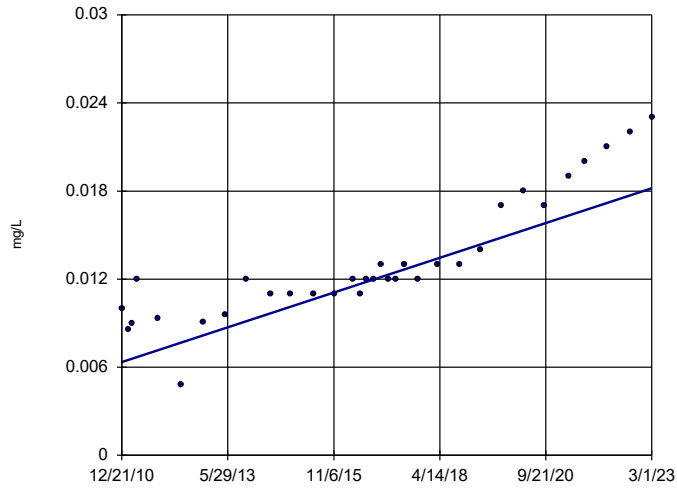


n = 33
 Slope = 0.0002944
 units per year.
 Mann-Kendall
 statistic = 204
 critical = 167
 Increasing trend
 significant at 99%
 confidence level
 (α = 0.005 per
 tail).

Constituent: Barium, Total Analysis Run 5/26/2023 12:51 PM View: Appendix I - Trend Tests
 Plant Scherer Client: Southern Company Data: Scherer PAC-CCR

Sen's Slope Estimator

GWC-52

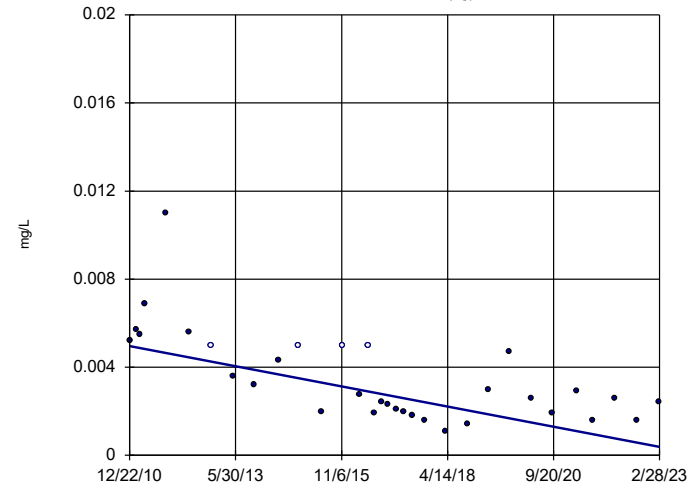


n = 33
 Slope = 0.0009692
 units per year.
 Mann-Kendall
 statistic = 423
 critical = 167
 Increasing trend
 significant at 99%
 confidence level
 ($\alpha = 0.005$ per
 tail).

Constituent: Barium, Total Analysis Run 5/26/2023 12:51 PM View: Appendix I - Trend Tests
 Plant Scherer Client: Southern Company Data: Scherer PAC-CCR

Sen's Slope Estimator

GWA-21 (bg)

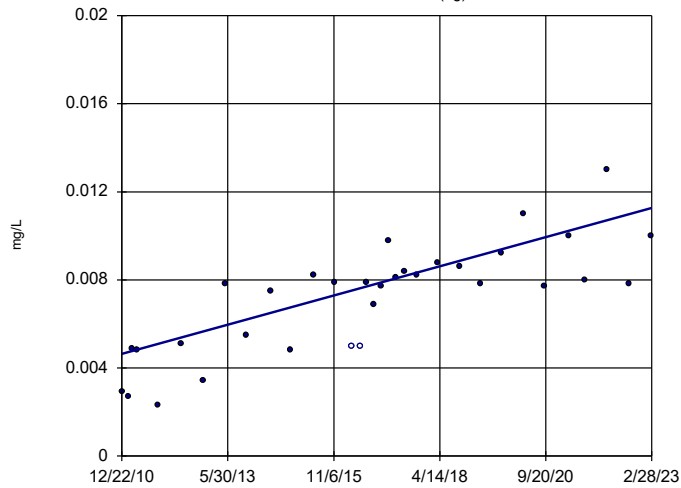


n = 33
 Slope = -0.0003757
 units per year.
 Mann-Kendall
 statistic = -285
 critical = -167
 Decreasing trend
 significant at 99%
 confidence level
 ($\alpha = 0.005$ per
 tail).

Constituent: Chromium, Total Analysis Run 5/26/2023 12:51 PM View: Appendix I - Trend Tests
 Plant Scherer Client: Southern Company Data: Scherer PAC-CCR

Sen's Slope Estimator

GWA-22 (bg)

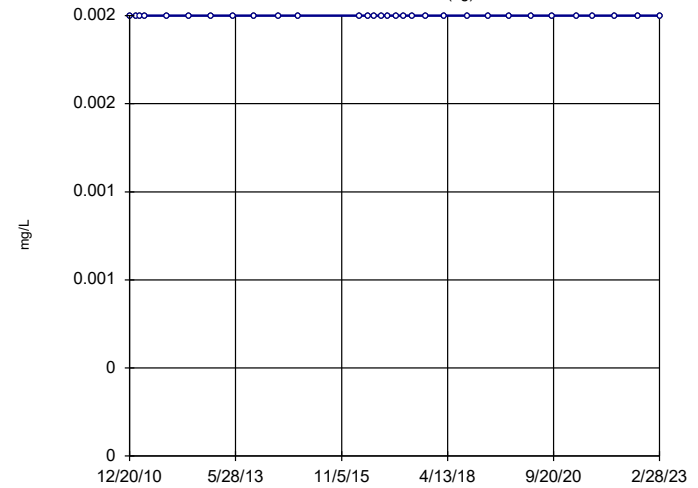


n = 33
 Slope = 0.000543
 units per year.
 Mann-Kendall
 statistic = 325
 critical = 167
 Increasing trend
 significant at 99%
 confidence level
 ($\alpha = 0.005$ per
 tail).

Constituent: Chromium, Total Analysis Run 5/26/2023 12:51 PM View: Appendix I - Trend Tests
 Plant Scherer Client: Southern Company Data: Scherer PAC-CCR

Sen's Slope Estimator

GWA-45 (bg)

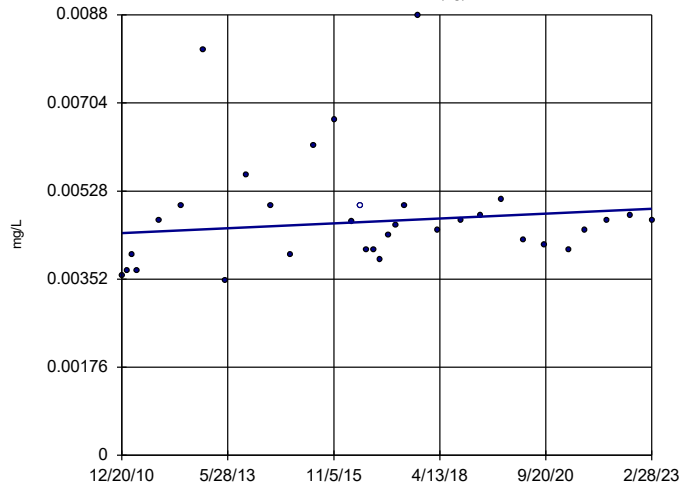


n = 31
 Slope = 0
 units per year.
 Mann-Kendall
 statistic = 0
 critical = 152
 Trend not sig-
 nificant at 99%
 confidence level
 ($\alpha = 0.005$ per
 tail).

Constituent: Chromium, Total Analysis Run 5/26/2023 12:51 PM View: Appendix I - Trend Tests
 Plant Scherer Client: Southern Company Data: Scherer PAC-CCR

Sen's Slope Estimator

GWA-46 (bg)

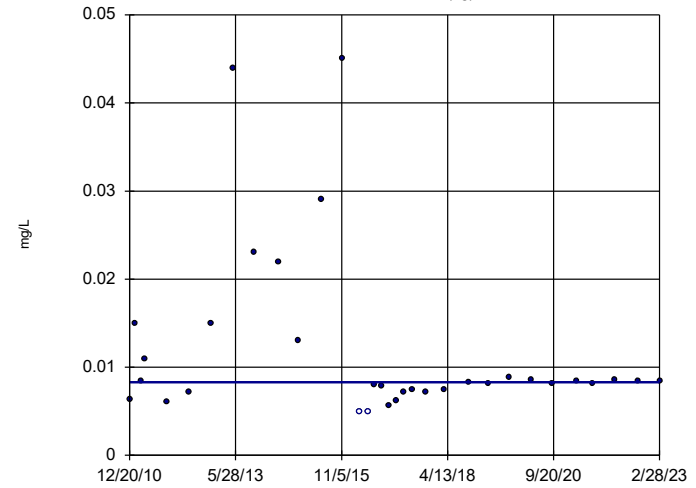


n = 33
Slope = 0.00003974
units per year.
Mann-Kendall
statistic = 71
critical = 167
Trend not sig-
nificant at 99%
confidence level
($\alpha = 0.005$ per
tail).

Constituent: Chromium, Total Analysis Run 5/26/2023 12:51 PM View: Appendix I - Trend Tests
Plant Scherer Client: Southern Company Data: Scherer PAC-CCR

Sen's Slope Estimator

GWA-47 (bg)

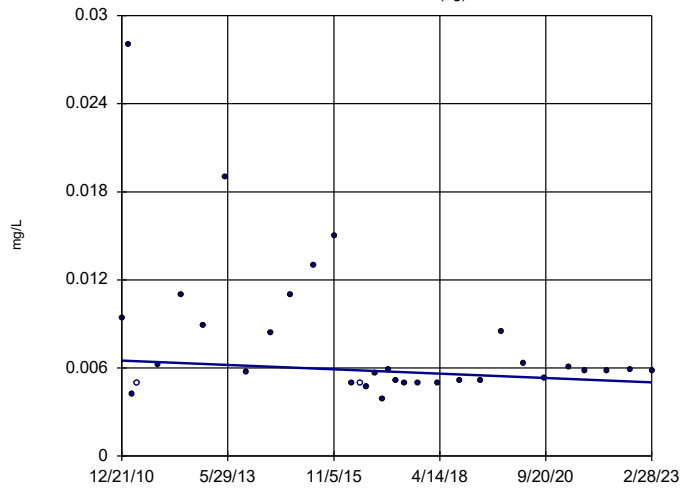


n = 33
Slope = 0
units per year.
Mann-Kendall
statistic = 5
critical = 167
Trend not sig-
nificant at 99%
confidence level
($\alpha = 0.005$ per
tail).

Constituent: Chromium, Total Analysis Run 5/26/2023 12:51 PM View: Appendix I - Trend Tests
Plant Scherer Client: Southern Company Data: Scherer PAC-CCR

Sen's Slope Estimator

GWA-48 (bg)

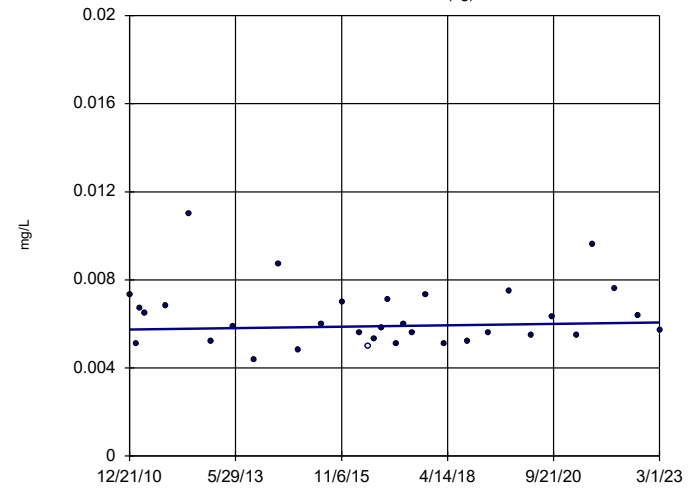


n = 33
Slope = -0.0001214
units per year.
Mann-Kendall
statistic = -60
critical = -167
Trend not sig-
nificant at 99%
confidence level
($\alpha = 0.005$ per
tail).

Constituent: Chromium, Total Analysis Run 5/26/2023 12:51 PM View: Appendix I - Trend Tests
Plant Scherer Client: Southern Company Data: Scherer PAC-CCR

Sen's Slope Estimator

GWA-49 (bg)

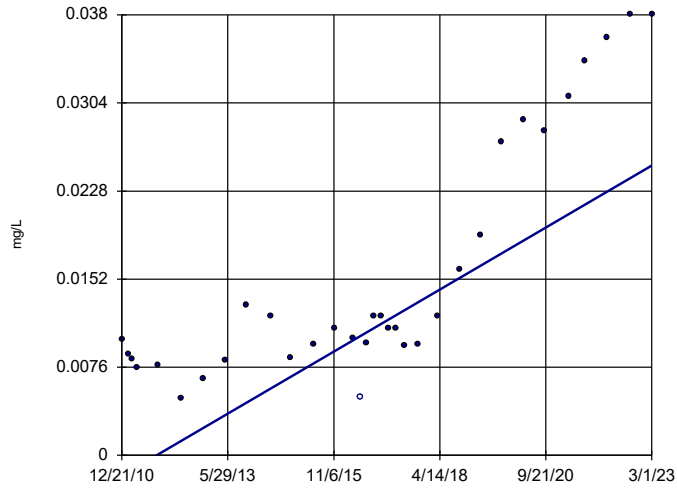


n = 33
Slope = 0.00002608
units per year.
Mann-Kendall
statistic = 22
critical = 167
Trend not sig-
nificant at 99%
confidence level
($\alpha = 0.005$ per
tail).

Constituent: Chromium, Total Analysis Run 5/26/2023 12:51 PM View: Appendix I - Trend Tests
Plant Scherer Client: Southern Company Data: Scherer PAC-CCR

Sen's Slope Estimator

GWC-52

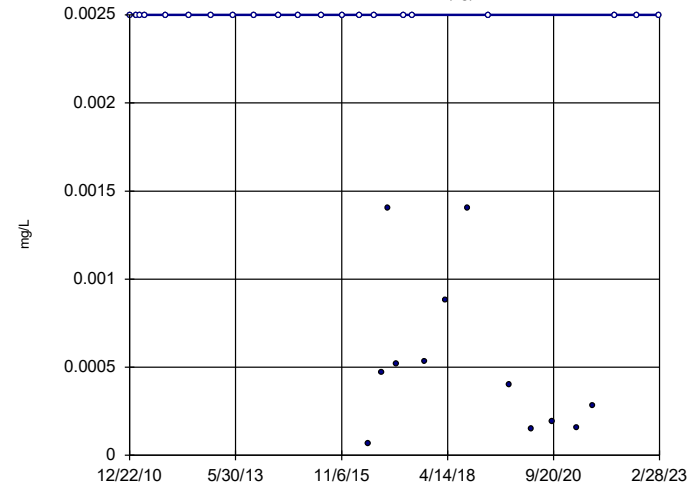


n = 33
Slope = 0.002193
units per year.
Mann-Kendall
statistic = 345
critical = 167
Increasing trend
significant at 99%
confidence level
($\alpha = 0.005$ per
tail).

Constituent: Chromium, Total Analysis Run 5/26/2023 12:51 PM View: Appendix I - Trend Tests
Plant Scherer Client: Southern Company Data: Scherer PAC-CCR

Sen's Slope Estimator

GWA-21 (bg)

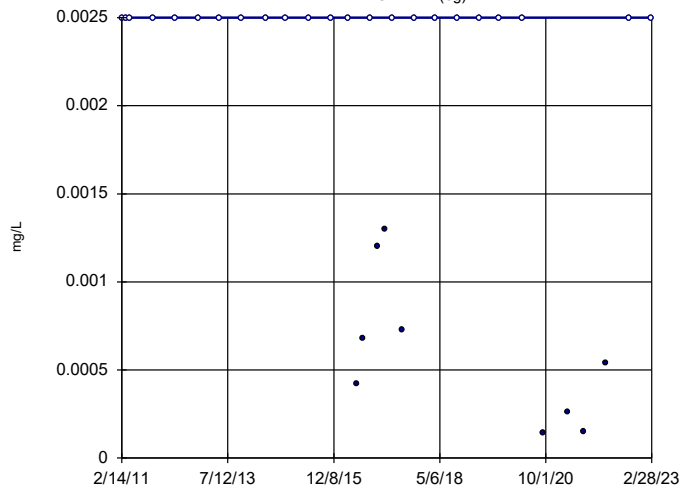


n = 33
Slope = 0
units per year.
Mann-Kendall
statistic = -159
critical = -167
Trend not sig-
nificant at 99%
confidence level
($\alpha = 0.005$ per
tail).

Constituent: Cobalt, Total Analysis Run 5/26/2023 12:51 PM View: Appendix I - Trend Tests
Plant Scherer Client: Southern Company Data: Scherer PAC-CCR

Sen's Slope Estimator

GWA-22 (bg)

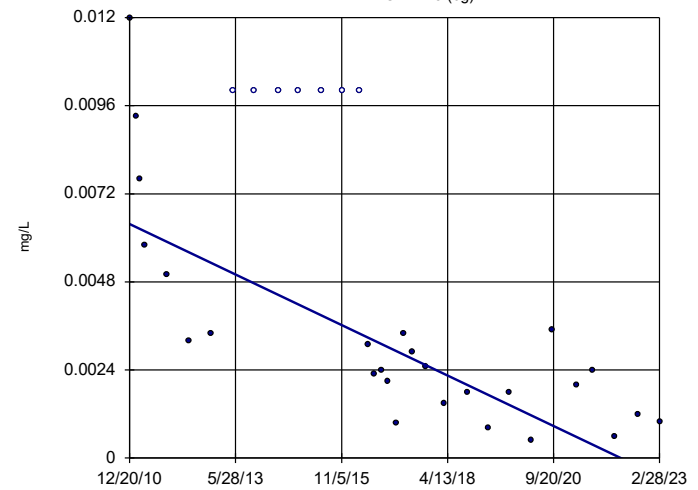


n = 32
Slope = 0
units per year.
Mann-Kendall
statistic = -107
critical = -161
Trend not sig-
nificant at 99%
confidence level
($\alpha = 0.005$ per
tail).

Constituent: Cobalt, Total Analysis Run 5/26/2023 12:51 PM View: Appendix I - Trend Tests
Plant Scherer Client: Southern Company Data: Scherer PAC-CCR

Sen's Slope Estimator

GWA-45 (bg)

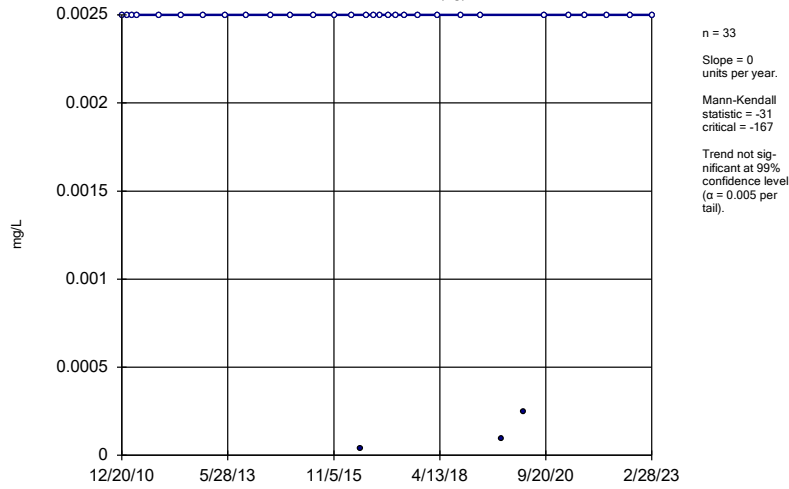


n = 33
Slope = -0.0005638
units per year.
Mann-Kendall
statistic = -298
critical = -167
Decreasing trend
significant at 99%
confidence level
($\alpha = 0.005$ per
tail).

Constituent: Cobalt, Total Analysis Run 5/26/2023 12:51 PM View: Appendix I - Trend Tests
Plant Scherer Client: Southern Company Data: Scherer PAC-CCR

Sen's Slope Estimator

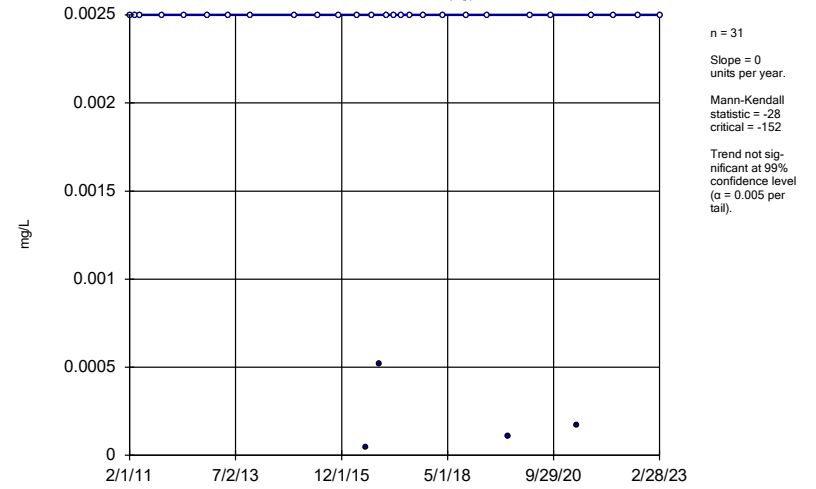
GWA-46 (bg)



Constituent: Cobalt, Total Analysis Run 5/26/2023 12:51 PM View: Appendix I - Trend Tests
Plant Scherer Client: Southern Company Data: Scherer PAC-CCR

Sen's Slope Estimator

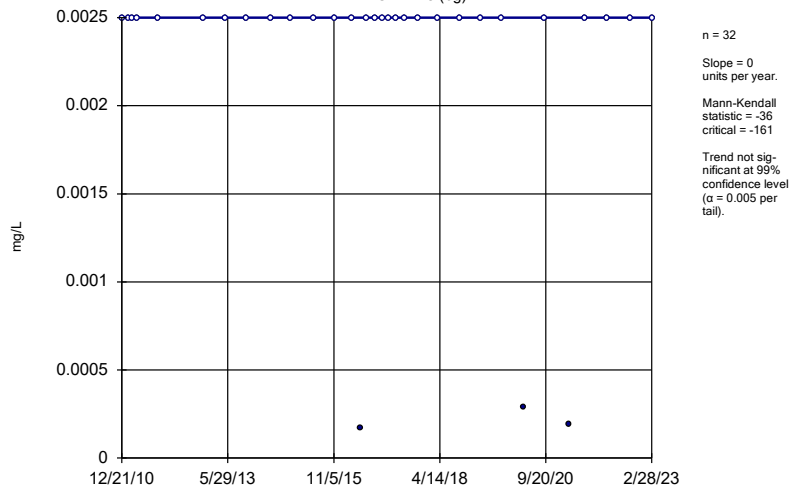
GWA-47 (bg)



Constituent: Cobalt, Total Analysis Run 5/26/2023 12:51 PM View: Appendix I - Trend Tests
Plant Scherer Client: Southern Company Data: Scherer PAC-CCR

Sen's Slope Estimator

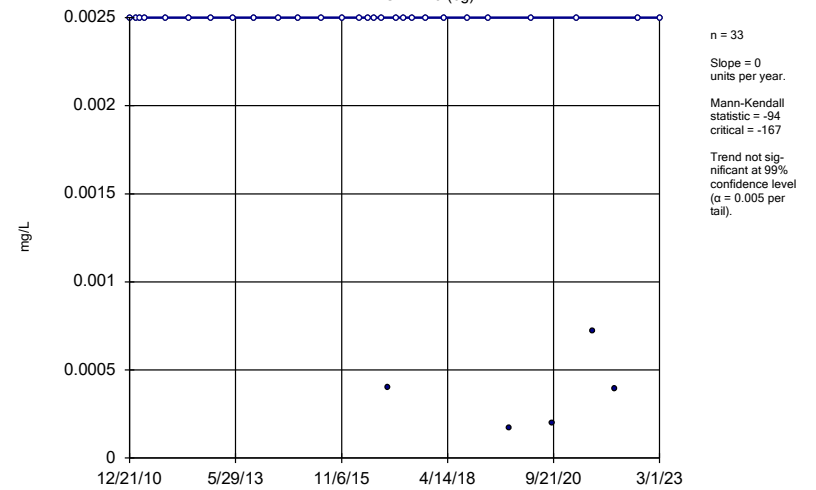
GWA-48 (bg)



Constituent: Cobalt, Total Analysis Run 5/26/2023 12:51 PM View: Appendix I - Trend Tests
Plant Scherer Client: Southern Company Data: Scherer PAC-CCR

Sen's Slope Estimator

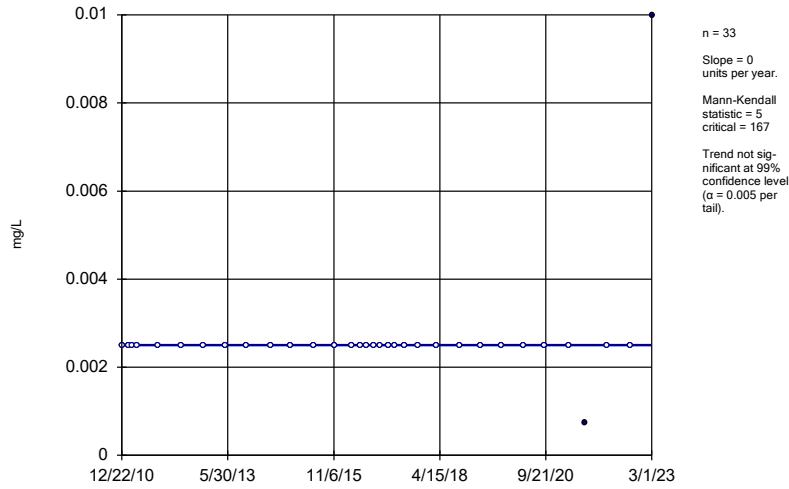
GWA-49 (bg)



Constituent: Cobalt, Total Analysis Run 5/26/2023 12:51 PM View: Appendix I - Trend Tests
Plant Scherer Client: Southern Company Data: Scherer PAC-CCR

Sen's Slope Estimator

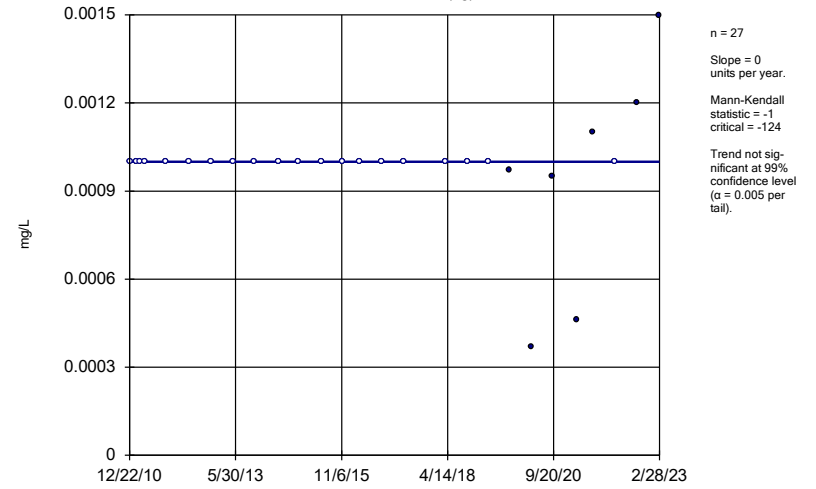
GWC-50



Constituent: Cobalt, Total Analysis Run 5/26/2023 12:51 PM View: Appendix I - Trend Tests
Plant Scherer Client: Southern Company Data: Scherer PAC-CCR

Sen's Slope Estimator

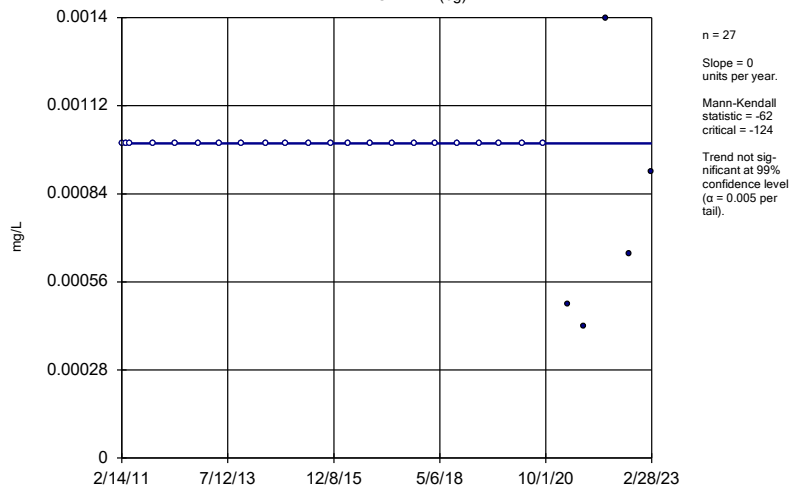
GWA-21 (bg)



Constituent: Nickel, Total Analysis Run 5/26/2023 12:51 PM View: Appendix I - Trend Tests
Plant Scherer Client: Southern Company Data: Scherer PAC-CCR

Sen's Slope Estimator

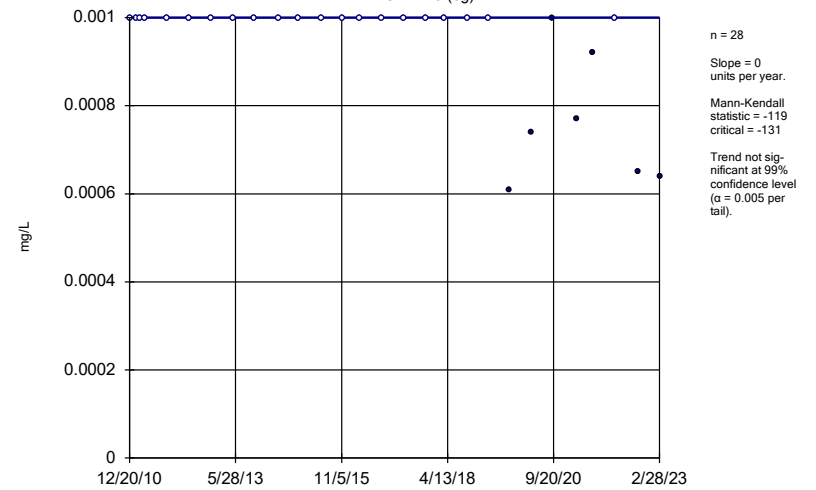
GWA-22 (bg)



Constituent: Nickel, Total Analysis Run 5/26/2023 12:51 PM View: Appendix I - Trend Tests
Plant Scherer Client: Southern Company Data: Scherer PAC-CCR

Sen's Slope Estimator

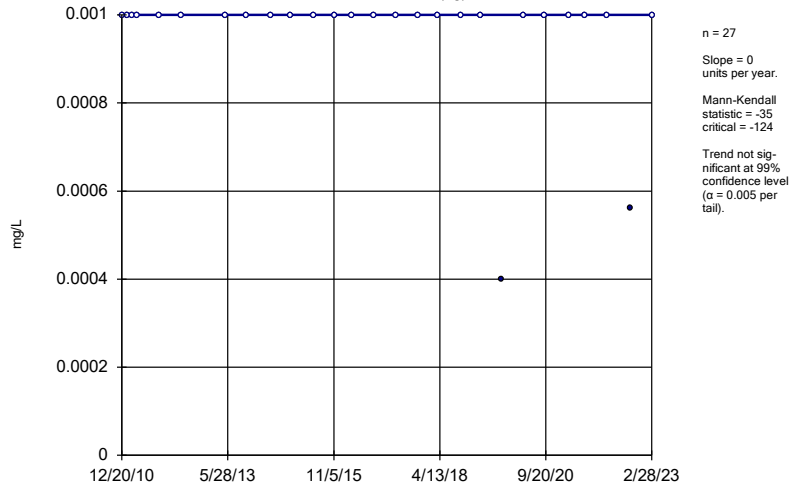
GWA-45 (bg)



Constituent: Nickel, Total Analysis Run 5/26/2023 12:51 PM View: Appendix I - Trend Tests
Plant Scherer Client: Southern Company Data: Scherer PAC-CCR

Sen's Slope Estimator

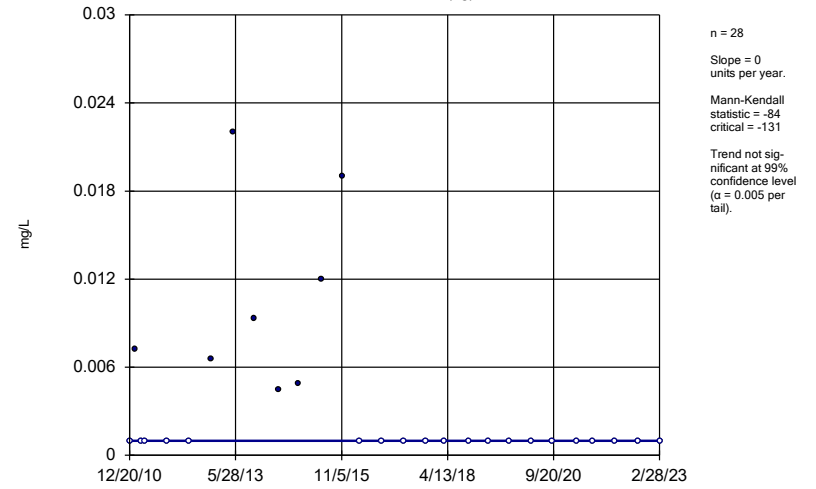
GWA-46 (bg)



Constituent: Nickel, Total Analysis Run 5/26/2023 12:51 PM View: Appendix I - Trend Tests
Plant Scherer Client: Southern Company Data: Scherer PAC-CCR

Sen's Slope Estimator

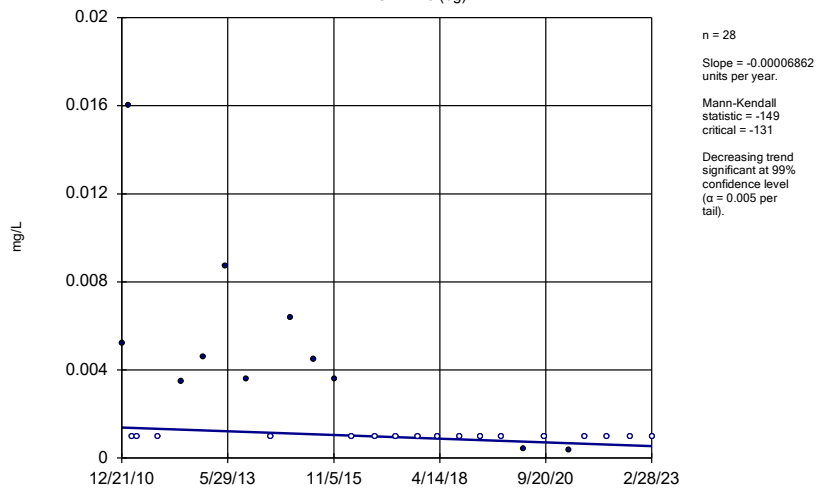
GWA-47 (bg)



Constituent: Nickel, Total Analysis Run 5/26/2023 12:51 PM View: Appendix I - Trend Tests
Plant Scherer Client: Southern Company Data: Scherer PAC-CCR

Sen's Slope Estimator

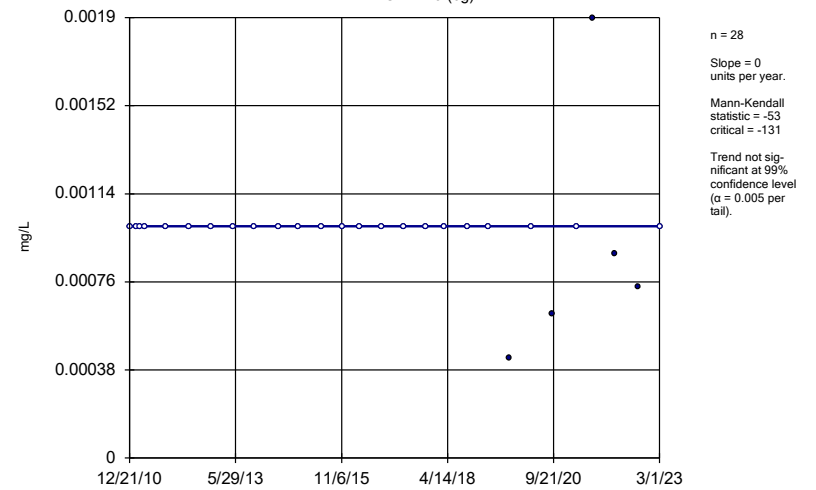
GWA-48 (bg)



Constituent: Nickel, Total Analysis Run 5/26/2023 12:51 PM View: Appendix I - Trend Tests
Plant Scherer Client: Southern Company Data: Scherer PAC-CCR

Sen's Slope Estimator

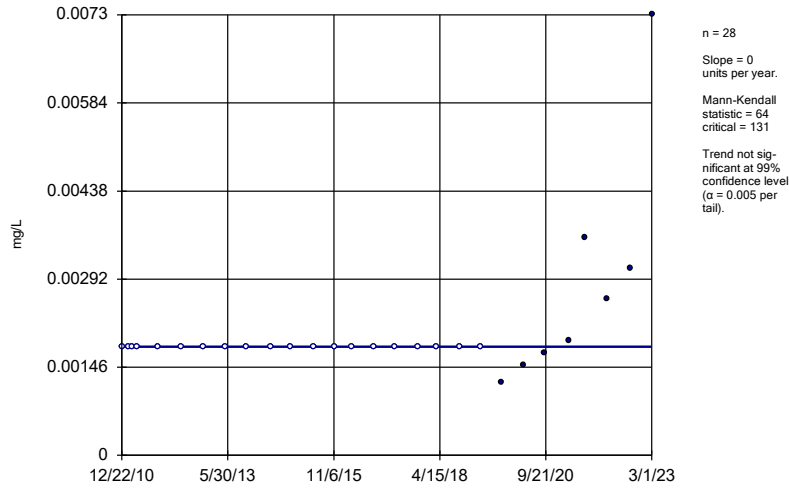
GWA-49 (bg)



Constituent: Nickel, Total Analysis Run 5/26/2023 12:51 PM View: Appendix I - Trend Tests
Plant Scherer Client: Southern Company Data: Scherer PAC-CCR

Sen's Slope Estimator

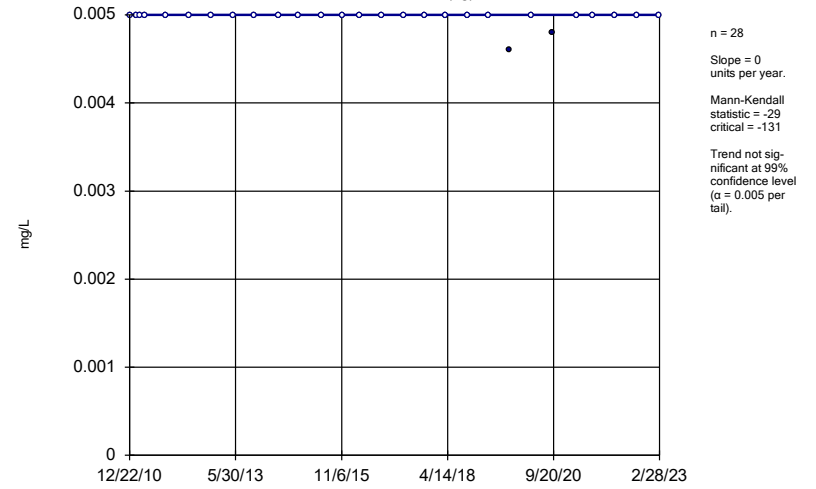
GWC-50



Constituent: Nickel, Total Analysis Run 5/26/2023 12:51 PM View: Appendix I - Trend Tests
Plant Scherer Client: Southern Company Data: Scherer PAC-CCR

Sen's Slope Estimator

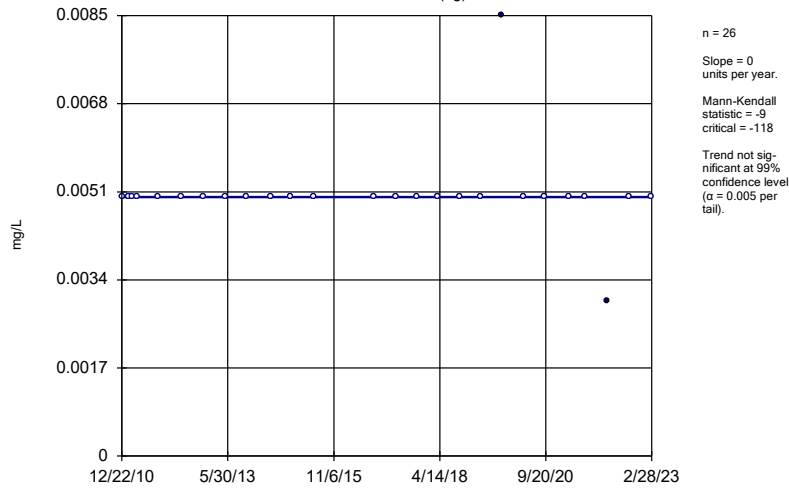
GWA-21 (bg)



Constituent: Zinc, Total Analysis Run 5/26/2023 12:51 PM View: Appendix I - Trend Tests
Plant Scherer Client: Southern Company Data: Scherer PAC-CCR

Sen's Slope Estimator

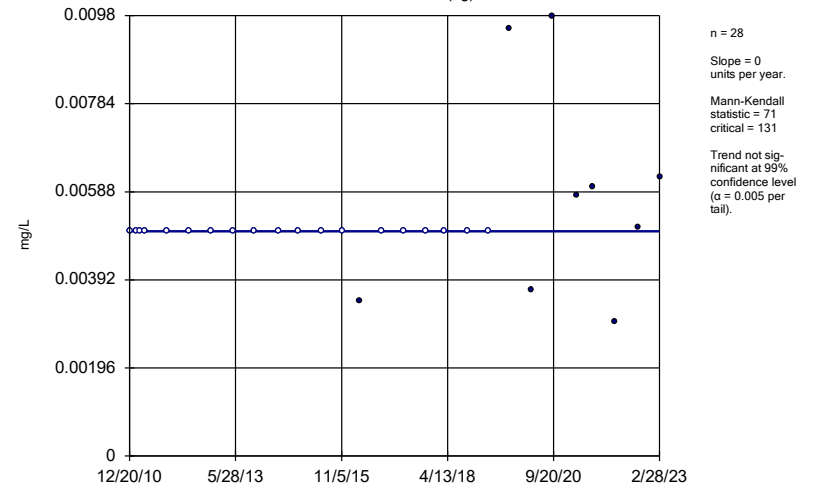
GWA-22 (bg)



Constituent: Zinc, Total Analysis Run 5/26/2023 12:51 PM View: Appendix I - Trend Tests
Plant Scherer Client: Southern Company Data: Scherer PAC-CCR

Sen's Slope Estimator

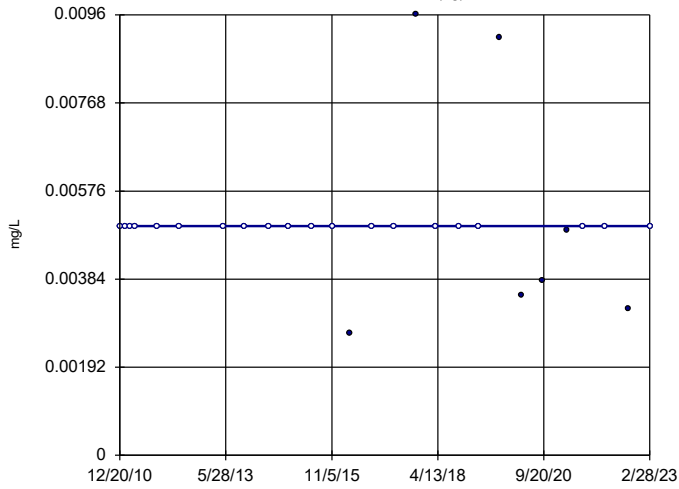
GWA-45 (bg)



Constituent: Zinc, Total Analysis Run 5/26/2023 12:51 PM View: Appendix I - Trend Tests
Plant Scherer Client: Southern Company Data: Scherer PAC-CCR

Sen's Slope Estimator

GWA-46 (bg)

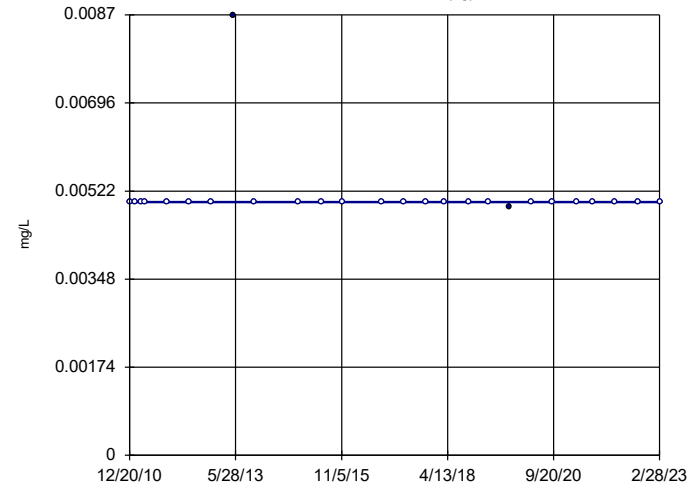


n = 27
Slope = 0
units per year.
Mann-Kendall
statistic = -45
critical = -124
Trend not sig-
nificant at 99%
confidence level
($\alpha = 0.005$ per
tail).

Constituent: Zinc, Total Analysis Run 5/26/2023 12:51 PM View: Appendix I - Trend Tests
Plant Scherer Client: Southern Company Data: Scherer PAC-CCR

Sen's Slope Estimator

GWA-47 (bg)

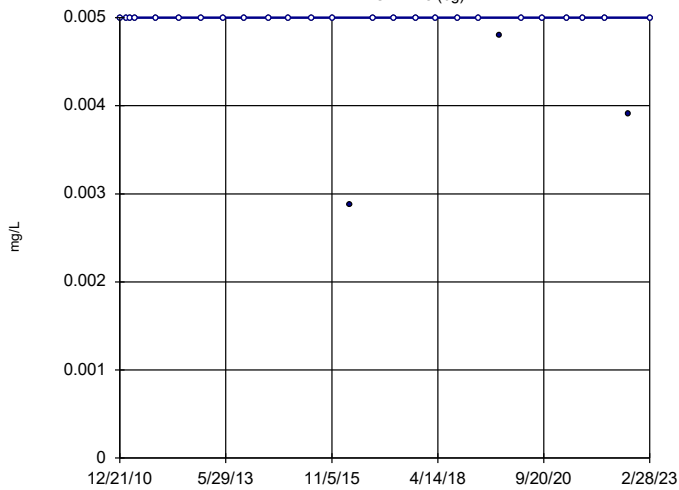


n = 26
Slope = 0
units per year.
Mann-Kendall
statistic = -21
critical = -118
Trend not sig-
nificant at 99%
confidence level
($\alpha = 0.005$ per
tail).

Constituent: Zinc, Total Analysis Run 5/26/2023 12:51 PM View: Appendix I - Trend Tests
Plant Scherer Client: Southern Company Data: Scherer PAC-CCR

Sen's Slope Estimator

GWA-48 (bg)

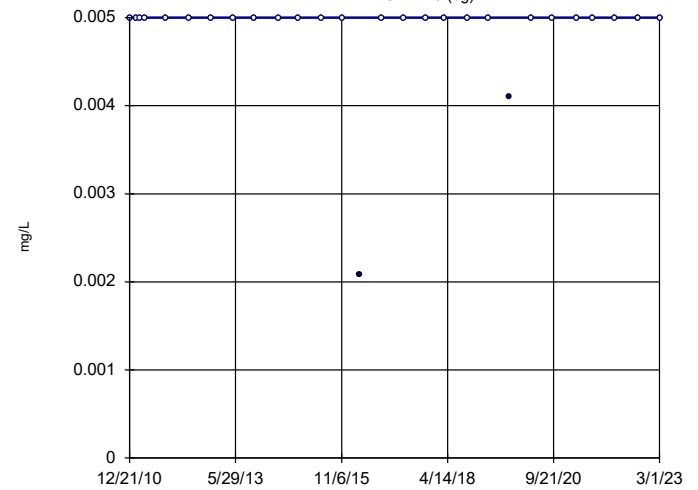


n = 28
Slope = 0
units per year.
Mann-Kendall
statistic = -36
critical = -131
Trend not sig-
nificant at 99%
confidence level
($\alpha = 0.005$ per
tail).

Constituent: Zinc, Total Analysis Run 5/26/2023 12:51 PM View: Appendix I - Trend Tests
Plant Scherer Client: Southern Company Data: Scherer PAC-CCR

Sen's Slope Estimator

GWA-49 (bg)

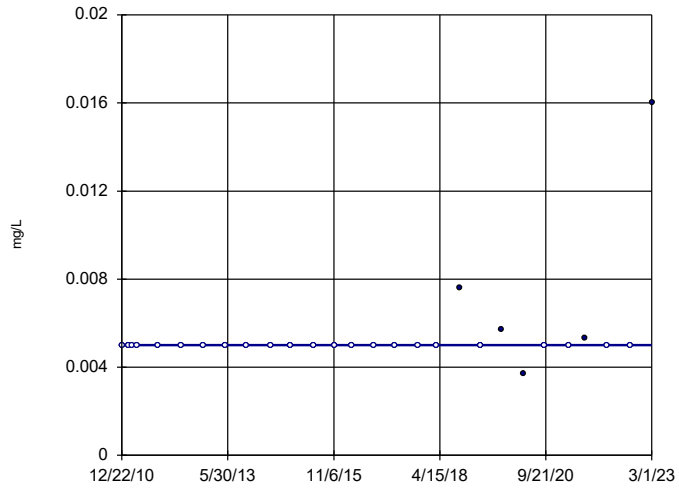


n = 28
Slope = 0
units per year.
Mann-Kendall
statistic = -11
critical = -131
Trend not sig-
nificant at 99%
confidence level
($\alpha = 0.005$ per
tail).

Constituent: Zinc, Total Analysis Run 5/26/2023 12:51 PM View: Appendix I - Trend Tests
Plant Scherer Client: Southern Company Data: Scherer PAC-CCR

Sen's Slope Estimator

GWC-50



n = 28
Slope = 0
units per year.
Mann-Kendall
statistic = 55
critical = 131
Trend not sig-
nificant at 99%
confidence level
($\alpha = 0.005$ per
tail).

Constituent: Zinc, Total Analysis Run 5/26/2023 12:51 PM View: Appendix I - Trend Tests
Plant Scherer Client: Southern Company Data: Scherer PAC-CCR

FIGURE H.

Appendix III Intrawell Prediction Limits - Significant Results

Plant Scherer Client: Southern Company Data: Scherer PAC-CCR Printed 5/26/2023, 12:46 PM

Constituent	Well	Upper Lim.	Lower Lim.	Date	Observ.	Sig.	Bg N	Bg Mean	Std. Dev.	%NDs	ND Adj.	Transform	Alpha	Method
Boron (mg/L)	GWA-22	0.08	n/a	2/28/2023	0.19	Yes	19	n/a	n/a	100	n/a	n/a	0.004832	NP Intra (NDs) 1 of 2
Boron (mg/L)	GWA-46	0.08	n/a	2/28/2023	0.11	Yes	19	n/a	n/a	100	n/a	n/a	0.004832	NP Intra (NDs) 1 of 2
Boron (mg/L)	GWA-48	0.08	n/a	2/28/2023	0.12	Yes	19	n/a	n/a	94.74	n/a	n/a	0.004832	NP Intra (NDs) 1 of 2
Boron (mg/L)	GWC-50	0.08	n/a	3/1/2023	0.95	Yes	19	n/a	n/a	100	n/a	n/a	0.004832	NP Intra (NDs) 1 of 2
Boron (mg/L)	GWC-51	0.08	n/a	2/28/2023	0.08	Yes	19	n/a	n/a	100	n/a	n/a	0.004832	NP Intra (NDs) 1 of 2
Calcium (mg/L)	GWA-22	10.02	n/a	2/28/2023	11	Yes	19	7.211	1.352	0	None	No	0.001504	Param Intra 1 of 2
Calcium (mg/L)	GWC-29	17	n/a	3/1/2023	19	Yes	19	n/a	n/a	0	n/a	n/a	0.004832	NP Intra (normality) 1 of 2
Calcium (mg/L)	GWC-50	8.1	n/a	3/1/2023	20	Yes	19	7.149	0.4569	0	None	No	0.001504	Param Intra 1 of 2
Calcium (mg/L)	GWC-52	22.55	n/a	3/1/2023	25	Yes	19	15.64	3.322	0	None	No	0.001504	Param Intra 1 of 2
Chloride (mg/L)	GWC-50	2.1	n/a	3/1/2023	14	Yes	19	n/a	n/a	0	n/a	n/a	0.004832	NP Intra (normality) 1 of 2
pH (S.U.)	GWA-45	6.48	5.92	2/28/2023	5.88	Yes	23	n/a	n/a	0	n/a	n/a	0.006831	NP Intra (normality) 1 of 2
Sulfate (mg/L)	GWA-21	2.686	n/a	2/28/2023	2.7	Yes	19	1.398	0.6191	5.263	None	No	0.001504	Param Intra 1 of 2
Sulfate (mg/L)	GWA-22	1	n/a	2/28/2023	1.7	Yes	19	n/a	n/a	89.47	n/a	n/a	0.004832	NP Intra (NDs) 1 of 2
Sulfate (mg/L)	GWA-46	1.1	n/a	2/28/2023	1.7	Yes	19	n/a	n/a	63.16	n/a	n/a	0.004832	NP Intra (NDs) 1 of 2
Sulfate (mg/L)	GWA-47	1.1	n/a	2/28/2023	1.6	Yes	19	n/a	n/a	78.95	n/a	n/a	0.004832	NP Intra (NDs) 1 of 2
Sulfate (mg/L)	GWA-48	1.68	n/a	2/28/2023	2.5	Yes	19	1.244	0.2097	0	None	No	0.001504	Param Intra 1 of 2
Sulfate (mg/L)	GWA-49	1	n/a	3/1/2023	1.2	Yes	19	n/a	n/a	63.16	n/a	n/a	0.004832	NP Intra (NDs) 1 of 2
Sulfate (mg/L)	GWC-50	1	n/a	3/1/2023	170	Yes	19	n/a	n/a	89.47	n/a	n/a	0.004832	NP Intra (NDs) 1 of 2
Sulfate (mg/L)	GWC-51	2.7	n/a	2/28/2023	3.2	Yes	19	n/a	n/a	52.63	n/a	n/a	0.004832	NP Intra (NDs) 1 of 2
Sulfate (mg/L)	GWC-52	26.35	n/a	3/1/2023	70	Yes	11	12.57	5.74	9.091	None	No	0.001504	Param Intra 1 of 2
Total Dissolved Solids (mg/L)	GWA-47	118.9	n/a	2/28/2023	120	Yes	19	86.95	15.37	0	None	No	0.001504	Param Intra 1 of 2
Total Dissolved Solids (mg/L)	GWC-50	112.5	n/a	3/1/2023	290	Yes	19	70.21	20.34	0	None	No	0.001504	Param Intra 1 of 2

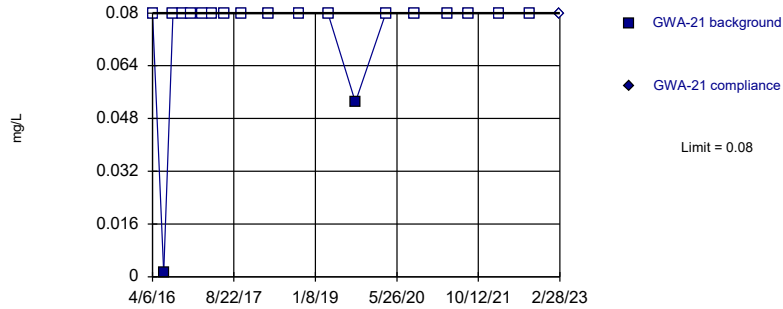
Appendix III Intrawell Prediction Limits - All Results

Plant Scherer Client: Southern Company Data: Scherer PAC-CCR Printed 5/26/2023, 12:46 PM

Constituent	Well	Upper Lim.	Lower Lim.	Date	Obsrv.	Sig.	Bg N	Bg Mean	Std. Dev.	%NDs	ND Adj.	Transform	Alpha	Method
pH (S.U.)	GWC-29	6.3	5.72	3/1/2023	6.11	No	23	n/a	n/a	0	n/a	n/a	0.006831	NP Intra (normality) 1 of 2
pH (S.U.)	GWC-50	5.959	5.69	3/1/2023	5.69	No	24	5.824	0.06717	0	None	No	0.000752	Param Intra 1 of 2
pH (S.U.)	GWC-51	6.008	5.744	2/28/2023	5.86	No	25	5.876	0.06614	0	None	No	0.000752	Param Intra 1 of 2
pH (S.U.)	GWC-52	6.787	6.53	3/1/2023	6.59	No	25	6.659	0.06463	0	None	No	0.000752	Param Intra 1 of 2
pH (S.U.)	GWC-53	5.752	5.445	2/28/2023	5.66	No	23	5.598	0.07608	0	None	No	0.000752	Param Intra 1 of 2
Sulfate (mg/L)	GWA-21	2.686	n/a	2/28/2023	2.7	Yes	19	1.398	0.6191	5.263	None	No	0.001504	Param Intra 1 of 2
Sulfate (mg/L)	GWA-22	1	n/a	2/28/2023	1.7	Yes	19	n/a	n/a	89.47	n/a	n/a	0.004832	NP Intra (NDs) 1 of 2
Sulfate (mg/L)	GWA-45	190.4	n/a	2/28/2023	170	No	19	151.4	18.71	0	None	No	0.001504	Param Intra 1 of 2
Sulfate (mg/L)	GWA-46	1.1	n/a	2/28/2023	1.7	Yes	19	n/a	n/a	63.16	n/a	n/a	0.004832	NP Intra (NDs) 1 of 2
Sulfate (mg/L)	GWA-47	1.1	n/a	2/28/2023	1.6	Yes	19	n/a	n/a	78.95	n/a	n/a	0.004832	NP Intra (NDs) 1 of 2
Sulfate (mg/L)	GWA-48	1.68	n/a	2/28/2023	2.5	Yes	19	1.244	0.2097	0	None	No	0.001504	Param Intra 1 of 2
Sulfate (mg/L)	GWA-49	1	n/a	3/1/2023	1.2	Yes	19	n/a	n/a	63.16	n/a	n/a	0.004832	NP Intra (NDs) 1 of 2
Sulfate (mg/L)	GWC-29	3.356	n/a	3/1/2023	2.4	No	19	6.918	2.089	5.263	None	x^2	0.001504	Param Intra 1 of 2
Sulfate (mg/L)	GWC-50	1	n/a	3/1/2023	170	Yes	19	n/a	n/a	89.47	n/a	n/a	0.004832	NP Intra (NDs) 1 of 2
Sulfate (mg/L)	GWC-51	2.7	n/a	2/28/2023	3.2	Yes	19	n/a	n/a	52.63	n/a	n/a	0.004832	NP Intra (NDs) 1 of 2
Sulfate (mg/L)	GWC-52	26.35	n/a	3/1/2023	70	Yes	11	12.57	5.74	9.091	None	No	0.001504	Param Intra 1 of 2
Sulfate (mg/L)	GWC-53	170	n/a	2/28/2023	170	No	19	n/a	n/a	0	n/a	n/a	0.004832	NP Intra (normality) 1 of 2
Total Dissolved Solids (mg/L)	GWA-21	129	n/a	2/28/2023	98	No	19	88.89	19.28	0	None	No	0.001504	Param Intra 1 of 2
Total Dissolved Solids (mg/L)	GWA-22	103	n/a	2/28/2023	99	No	19	68.26	16.69	0	None	No	0.001504	Param Intra 1 of 2
Total Dissolved Solids (mg/L)	GWA-45	375.8	n/a	2/28/2023	320	No	19	281.9	45.08	0	None	No	0.001504	Param Intra 1 of 2
Total Dissolved Solids (mg/L)	GWA-46	89.61	n/a	2/28/2023	64	No	19	52.66	17.75	5.263	None	No	0.001504	Param Intra 1 of 2
Total Dissolved Solids (mg/L)	GWA-47	118.9	n/a	2/28/2023	120	Yes	19	86.95	15.37	0	None	No	0.001504	Param Intra 1 of 2
Total Dissolved Solids (mg/L)	GWA-48	123.1	n/a	2/28/2023	110	No	19	94.05	13.98	0	None	No	0.001504	Param Intra 1 of 2
Total Dissolved Solids (mg/L)	GWA-49	129.2	n/a	3/1/2023	120	No	18	108.6	9.793	0	None	No	0.001504	Param Intra 1 of 2
Total Dissolved Solids (mg/L)	GWC-29	142.1	n/a	3/1/2023	130	No	19	95.79	22.25	0	None	No	0.001504	Param Intra 1 of 2
Total Dissolved Solids (mg/L)	GWC-50	112.5	n/a	3/1/2023	290	Yes	19	70.21	20.34	0	None	No	0.001504	Param Intra 1 of 2
Total Dissolved Solids (mg/L)	GWC-51	106.2	n/a	2/28/2023	84	No	18	77.39	13.68	0	None	No	0.001504	Param Intra 1 of 2
Total Dissolved Solids (mg/L)	GWC-52	203.8	n/a	3/1/2023	190	No	19	137.1	32.07	0	None	No	0.001504	Param Intra 1 of 2
Total Dissolved Solids (mg/L)	GWC-53	326.8	n/a	2/28/2023	280	No	19	258.3	32.93	0	None	No	0.001504	Param Intra 1 of 2

Within Limit

Prediction Limit
Intrawell Non-parametric

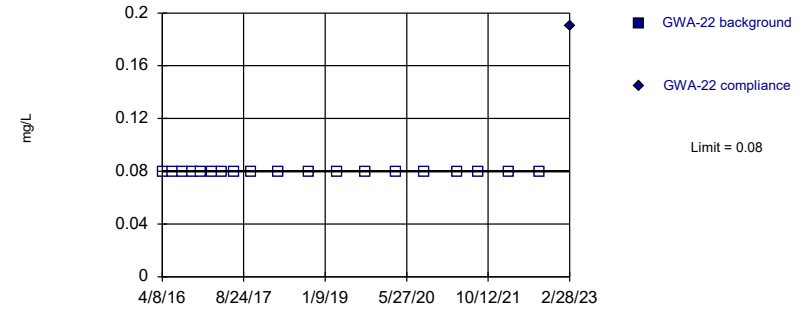


Non-parametric test used in lieu of parametric prediction limit because censored data exceeded 50%. Limit is highest of 19 background values. 89.47% NDs. Well-constituent pair annual alpha = 0.009641. Individual comparison alpha = 0.004832 (1 of 2).

Constituent: Boron Analysis Run 5/26/2023 12:43 PM View: Appendix III - Intrawell
Plant Scherer Client: Southern Company Data: Scherer PAC-CCR

Exceeds Limit

Prediction Limit
Intrawell Non-parametric

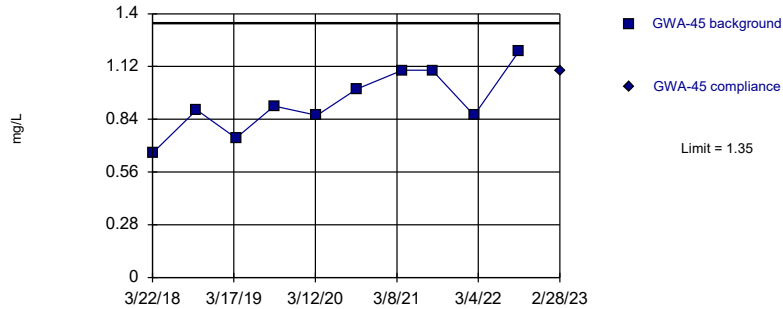


Non-parametric test used in lieu of parametric prediction limit because censored data exceeded 50%. All background values (n = 19) were censored; limit is most recent reporting limit. Well-constituent pair annual alpha = 0.009641. Individual comparison alpha = 0.004832 (1 of 2).

Constituent: Boron Analysis Run 5/26/2023 12:43 PM View: Appendix III - Intrawell
Plant Scherer Client: Southern Company Data: Scherer PAC-CCR

Within Limit

Prediction Limit
Intrawell Parametric

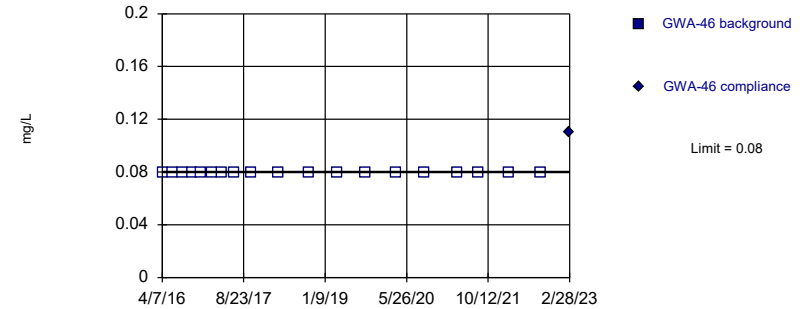


Background Data Summary: Mean=0.932, Std. Dev.=0.1688, n=10. Normality test: Shapiro Wilk @alpha = 0.05, calculated = 0.9662, critical = 0.842. Kappa = 2.478 (c=7, w=5, 1 of 2, event alpha = 0.05132). Report alpha = 0.001504.

Constituent: Boron Analysis Run 5/26/2023 12:43 PM View: Appendix III - Intrawell
Plant Scherer Client: Southern Company Data: Scherer PAC-CCR

Exceeds Limit

Prediction Limit
Intrawell Non-parametric

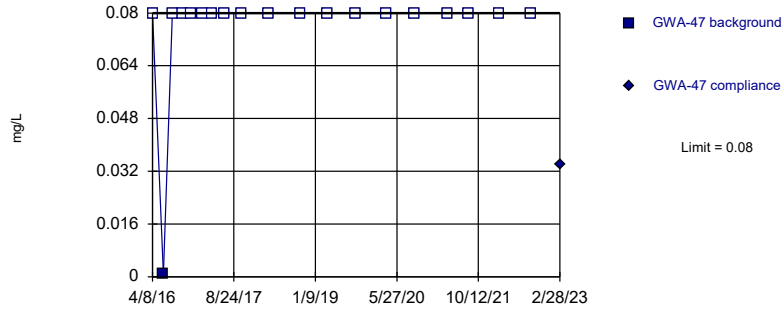


Non-parametric test used in lieu of parametric prediction limit because censored data exceeded 50%. All background values (n = 19) were censored; limit is most recent reporting limit. Well-constituent pair annual alpha = 0.009641. Individual comparison alpha = 0.004832 (1 of 2).

Constituent: Boron Analysis Run 5/26/2023 12:43 PM View: Appendix III - Intrawell
Plant Scherer Client: Southern Company Data: Scherer PAC-CCR

Within Limit

Prediction Limit Intrawell Non-parametric

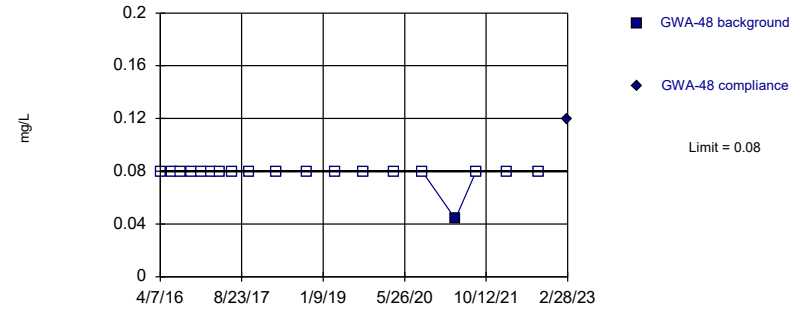


Non-parametric test used in lieu of parametric prediction limit because censored data exceeded 50%. Limit is highest of 19 background values. 94.74% NDs. Well-constituent pair annual alpha = 0.009641. Individual comparison alpha = 0.004832 (1 of 2).

Constituent: Boron Analysis Run 5/26/2023 12:43 PM View: Appendix III - Intrawell
Plant Scherer Client: Southern Company Data: Scherer PAC-CCR

Exceeds Limit

Prediction Limit Intrawell Non-parametric

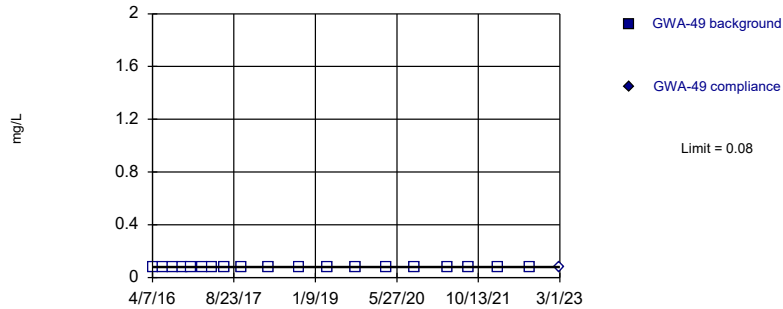


Non-parametric test used in lieu of parametric prediction limit because censored data exceeded 50%. Limit is highest of 19 background values. 94.74% NDs. Well-constituent pair annual alpha = 0.009641. Individual comparison alpha = 0.004832 (1 of 2).

Constituent: Boron Analysis Run 5/26/2023 12:43 PM View: Appendix III - Intrawell
Plant Scherer Client: Southern Company Data: Scherer PAC-CCR

Within Limit

Prediction Limit Intrawell Non-parametric

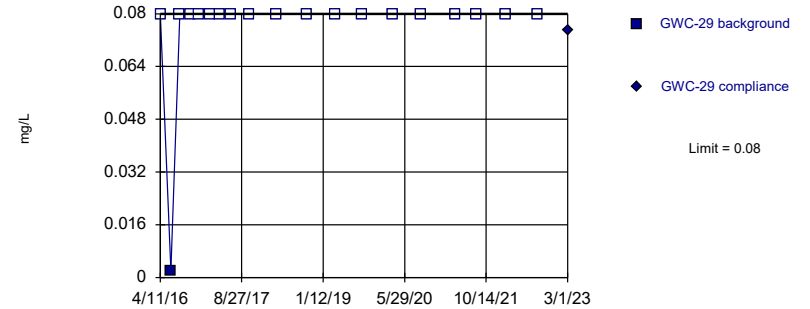


Non-parametric test used in lieu of parametric prediction limit because censored data exceeded 50%. All background values (n = 19) were censored; limit is most recent reporting limit. Well-constituent pair annual alpha = 0.009641. Individual comparison alpha = 0.004832 (1 of 2).

Constituent: Boron Analysis Run 5/26/2023 12:43 PM View: Appendix III - Intrawell
Plant Scherer Client: Southern Company Data: Scherer PAC-CCR

Within Limit

Prediction Limit Intrawell Non-parametric

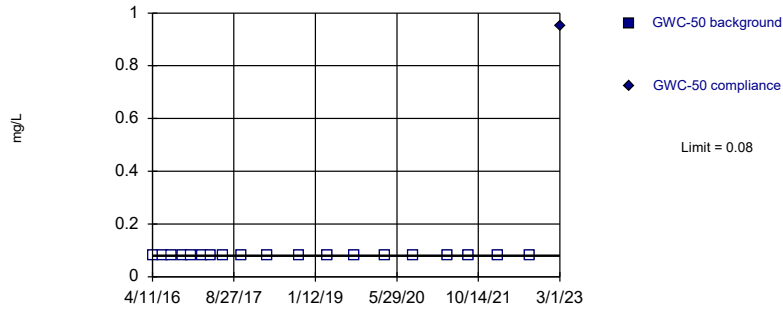


Non-parametric test used in lieu of parametric prediction limit because censored data exceeded 50%. Limit is highest of 19 background values. 94.74% NDs. Well-constituent pair annual alpha = 0.009641. Individual comparison alpha = 0.004832 (1 of 2).

Constituent: Boron Analysis Run 5/26/2023 12:43 PM View: Appendix III - Intrawell
Plant Scherer Client: Southern Company Data: Scherer PAC-CCR

Exceeds Limit

Prediction Limit
Intrawell Non-parametric

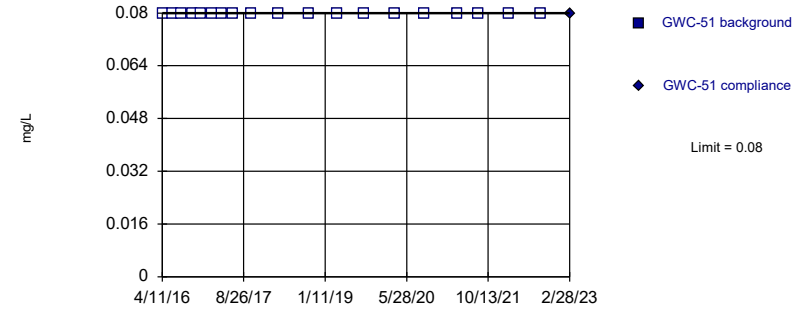


Non-parametric test used in lieu of parametric prediction limit because censored data exceeded 50%. All background values (n = 19) were censored; limit is most recent reporting limit. Well-constituent pair annual alpha = 0.009641. Individual comparison alpha = 0.004832 (1 of 2).

Constituent: Boron Analysis Run 5/26/2023 12:43 PM View: Appendix III - Intrawell
Plant Scherer Client: Southern Company Data: Scherer PAC-CCR

Exceeds Limit

Prediction Limit
Intrawell Non-parametric

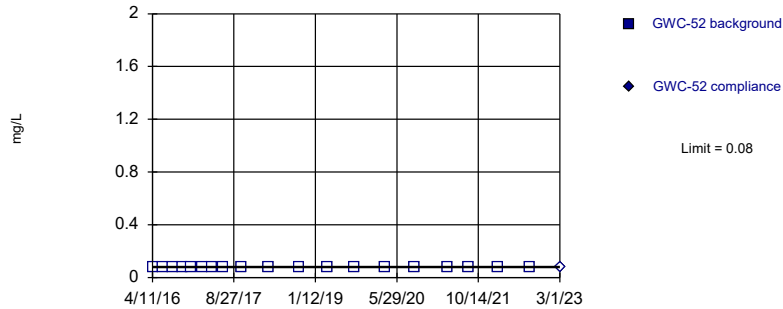


Non-parametric test used in lieu of parametric prediction limit because censored data exceeded 50%. All background values (n = 19) were censored; limit is most recent reporting limit. Well-constituent pair annual alpha = 0.009641. Individual comparison alpha = 0.004832 (1 of 2).

Constituent: Boron Analysis Run 5/26/2023 12:43 PM View: Appendix III - Intrawell
Plant Scherer Client: Southern Company Data: Scherer PAC-CCR

Within Limit

Prediction Limit
Intrawell Non-parametric

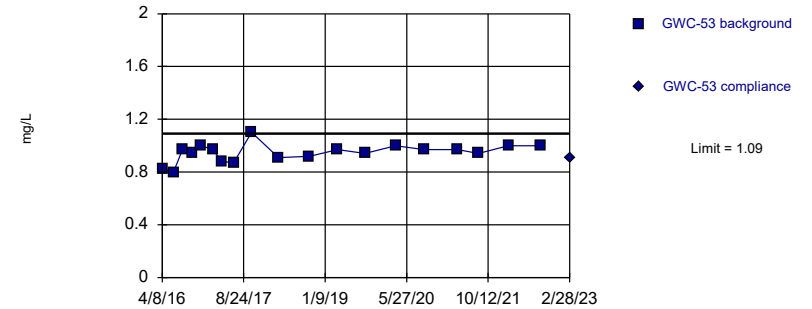


Non-parametric test used in lieu of parametric prediction limit because censored data exceeded 50%. All background values (n = 19) were censored; limit is most recent reporting limit. Well-constituent pair annual alpha = 0.009641. Individual comparison alpha = 0.004832 (1 of 2).

Constituent: Boron Analysis Run 5/26/2023 12:43 PM View: Appendix III - Intrawell
Plant Scherer Client: Southern Company Data: Scherer PAC-CCR

Within Limit

Prediction Limit
Intrawell Parametric

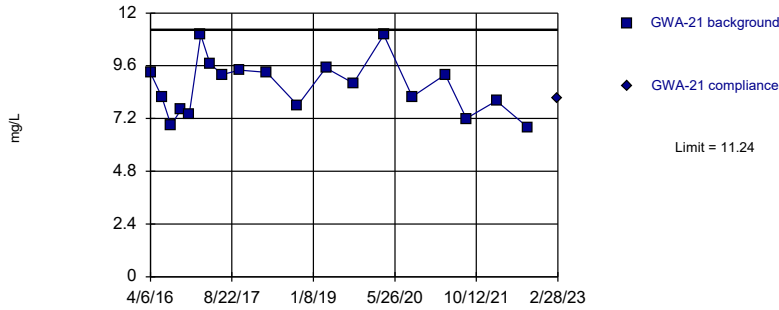


Background Data Summary: Mean=0.946, Std. Dev.=0.06939, n=19. Normality test: Shapiro Wilk @alpha = 0.05, calculated = 0.9424, critical = 0.901. Kappa = 2.081 (c=7, w=5, 1 of 2, event alpha = 0.05132). Report alpha = 0.001504.

Constituent: Boron Analysis Run 5/26/2023 12:43 PM View: Appendix III - Intrawell
Plant Scherer Client: Southern Company Data: Scherer PAC-CCR

Within Limit

Prediction Limit
Intrawell Parametric

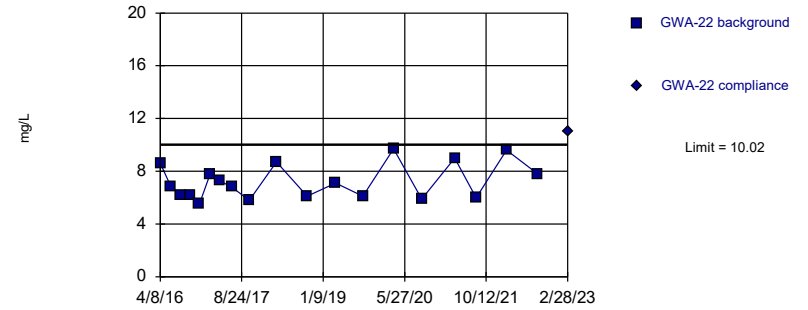


Background Data Summary: Mean=8.656, Std. Dev.=1.24, n=19. Normality test: Shapiro Wilk @alpha = 0.05, calculated = 0.9449, critical = 0.901. Kappa = 2.081 (c=7, w=5, 1 of 2, event alpha = 0.05132). Report alpha = 0.001504.

Constituent: Calcium Analysis Run 5/26/2023 12:43 PM View: Appendix III - Intrawell
Plant Scherer Client: Southern Company Data: Scherer PAC-CCR

Exceeds Limit

Prediction Limit
Intrawell Parametric

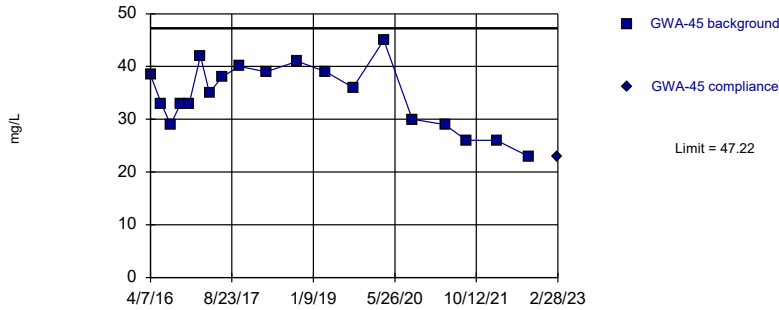


Background Data Summary: Mean=7.211, Std. Dev.=1.352, n=19. Normality test: Shapiro Wilk @alpha = 0.05, calculated = 0.9021, critical = 0.901. Kappa = 2.081 (c=7, w=5, 1 of 2, event alpha = 0.05132). Report alpha = 0.001504.

Constituent: Calcium Analysis Run 5/26/2023 12:43 PM View: Appendix III - Intrawell
Plant Scherer Client: Southern Company Data: Scherer PAC-CCR

Within Limit

Prediction Limit
Intrawell Parametric

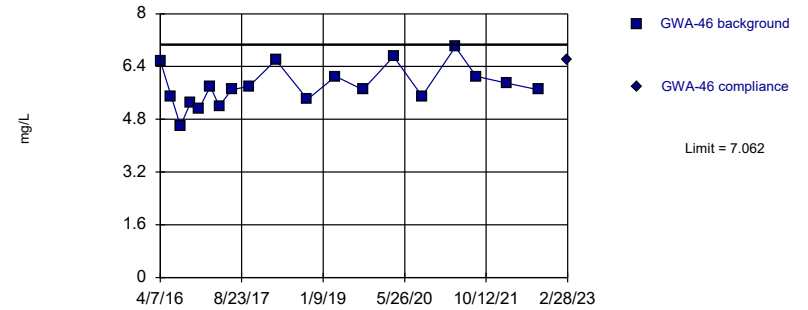


Background Data Summary: Mean=34.49, Std. Dev.=6.119, n=19. Normality test: Shapiro Wilk @alpha = 0.05, calculated = 0.9685, critical = 0.901. Kappa = 2.081 (c=7, w=5, 1 of 2, event alpha = 0.05132). Report alpha = 0.001504.

Constituent: Calcium Analysis Run 5/26/2023 12:43 PM View: Appendix III - Intrawell
Plant Scherer Client: Southern Company Data: Scherer PAC-CCR

Within Limit

Prediction Limit
Intrawell Parametric

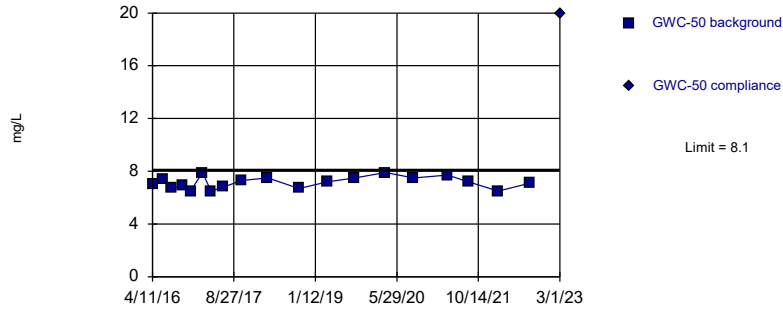


Background Data Summary: Mean=5.804, Std. Dev.=0.6047, n=19. Normality test: Shapiro Wilk @alpha = 0.05, calculated = 0.9713, critical = 0.901. Kappa = 2.081 (c=7, w=5, 1 of 2, event alpha = 0.05132). Report alpha = 0.001504.

Constituent: Calcium Analysis Run 5/26/2023 12:43 PM View: Appendix III - Intrawell
Plant Scherer Client: Southern Company Data: Scherer PAC-CCR

Exceeds Limit

Prediction Limit Intrawell Parametric

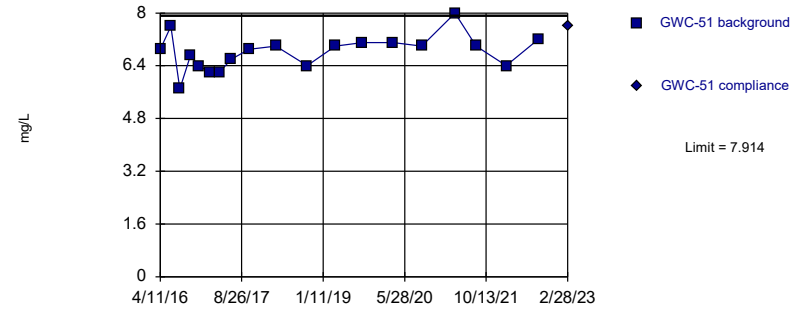


Background Data Summary: Mean=7.149, Std. Dev.=0.4569, n=19. Normality test: Shapiro Wilk @alpha = 0.05, calculated = 0.9442, critical = 0.901. Kappa = 2.081 (c=7, w=5, 1 of 2, event alpha = 0.05132). Report alpha = 0.001504.

Constituent: Calcium Analysis Run 5/26/2023 12:43 PM View: Appendix III - Intrawell
Plant Scherer Client: Southern Company Data: Scherer PAC-CCR

Within Limit

Prediction Limit Intrawell Parametric

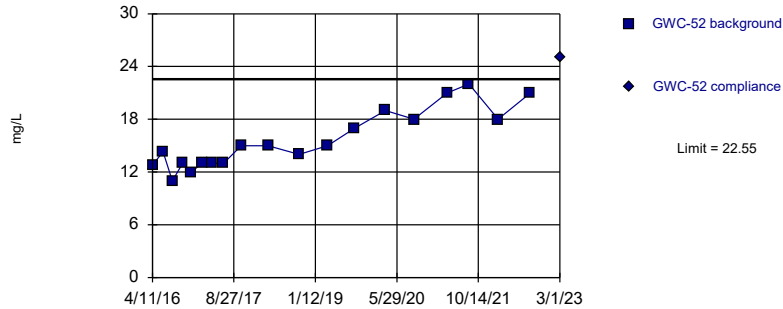


Background Data Summary: Mean=6.811, Std. Dev.=0.5301, n=19. Normality test: Shapiro Wilk @alpha = 0.05, calculated = 0.9642, critical = 0.901. Kappa = 2.081 (c=7, w=5, 1 of 2, event alpha = 0.05132). Report alpha = 0.001504.

Constituent: Calcium Analysis Run 5/26/2023 12:43 PM View: Appendix III - Intrawell
Plant Scherer Client: Southern Company Data: Scherer PAC-CCR

Exceeds Limit

Prediction Limit Intrawell Parametric

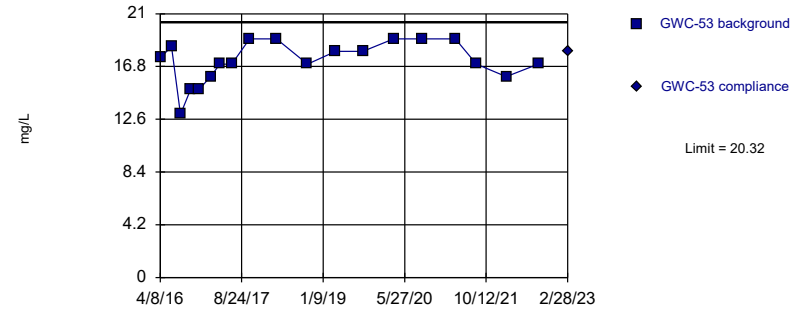


Background Data Summary: Mean=15.64, Std. Dev.=3.322, n=19. Normality test: Shapiro Wilk @alpha = 0.05, calculated = 0.91, critical = 0.901. Kappa = 2.081 (c=7, w=5, 1 of 2, event alpha = 0.05132). Report alpha = 0.001504.

Constituent: Calcium Analysis Run 5/26/2023 12:43 PM View: Appendix III - Intrawell
Plant Scherer Client: Southern Company Data: Scherer PAC-CCR

Within Limit

Prediction Limit Intrawell Parametric

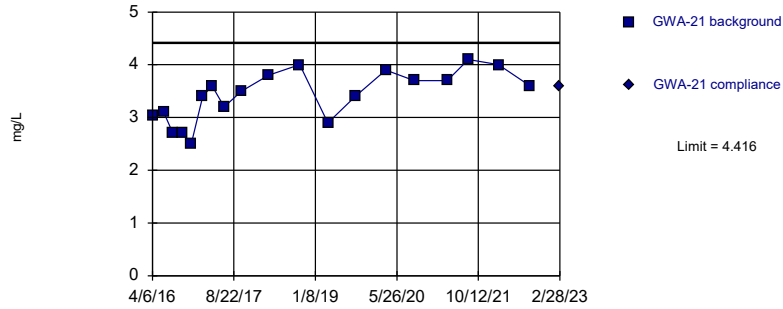


Background Data Summary (based on square transformation): Mean=298.6, Std. Dev.=54.84, n=19. Normality test: Shapiro Wilk @alpha = 0.05, calculated = 0.9118, critical = 0.901. Kappa = 2.081 (c=7, w=5, 1 of 2, event alpha = 0.05132). Report alpha = 0.001504.

Constituent: Calcium Analysis Run 5/26/2023 12:43 PM View: Appendix III - Intrawell
Plant Scherer Client: Southern Company Data: Scherer PAC-CCR

Within Limit

Prediction Limit
Intrawell Parametric

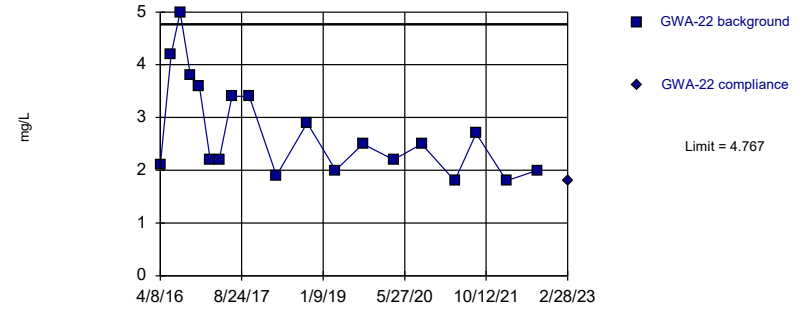


Background Data Summary: Mean=3.412, Std. Dev.=0.4825, n=19. Normality test: Shapiro Wilk @alpha = 0.05, calculated = 0.9498, critical = 0.901. Kappa = 2.081 (c=7, w=5, 1 of 2, event alpha = 0.05132). Report alpha = 0.001504.

Constituent: Chloride Analysis Run 5/26/2023 12:43 PM View: Appendix III - Intrawell
Plant Scherer Client: Southern Company Data: Scherer PAC-CCR

Within Limit

Prediction Limit
Intrawell Parametric

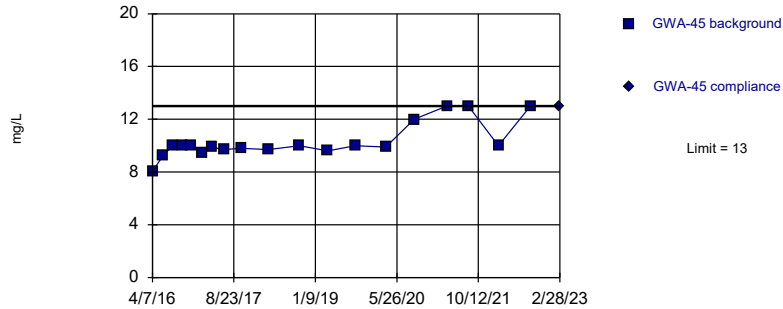


Background Data Summary (based on square root transformation): Mean=1.638, Std. Dev.=0.2622, n=19. Normality test: Shapiro Wilk @alpha = 0.05, calculated = 0.9053, critical = 0.901. Kappa = 2.081 (c=7, w=5, 1 of 2, event alpha = 0.05132). Report alpha = 0.001504.

Constituent: Chloride Analysis Run 5/26/2023 12:43 PM View: Appendix III - Intrawell
Plant Scherer Client: Southern Company Data: Scherer PAC-CCR

Within Limit

Prediction Limit
Intrawell Non-parametric

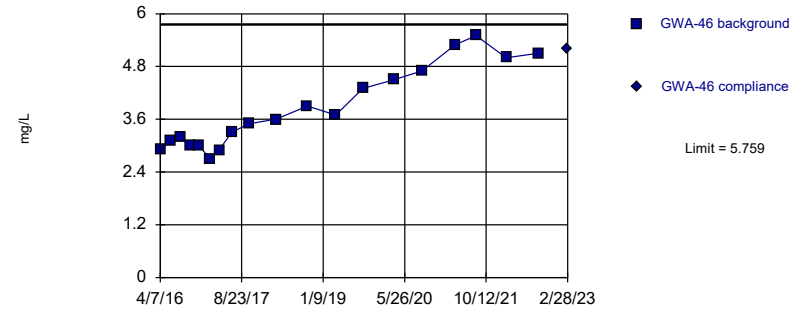


Non-parametric test used in lieu of parametric prediction limit because the Shapiro Wilk normality test showed the data to be non-normal at the 0.05 alpha level. Limit is highest of 19 background values. Well-constituent pair annual alpha = 0.009641. Individual comparison alpha = 0.004832 (1 of 2).

Constituent: Chloride Analysis Run 5/26/2023 12:44 PM View: Appendix III - Intrawell
Plant Scherer Client: Southern Company Data: Scherer PAC-CCR

Within Limit

Prediction Limit
Intrawell Parametric

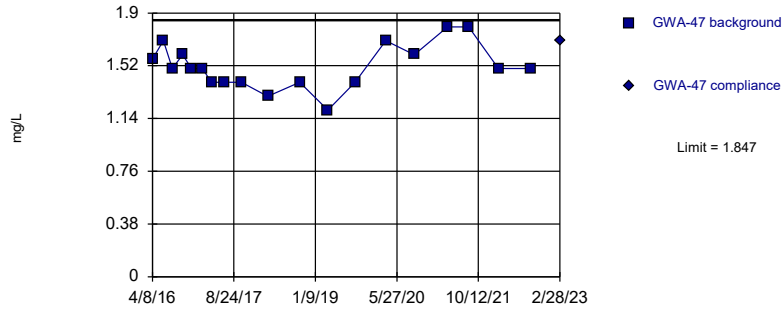


Background Data Summary: Mean=3.853, Std. Dev.=0.9159, n=19. Normality test: Shapiro Wilk @alpha = 0.05, calculated = 0.9045, critical = 0.901. Kappa = 2.081 (c=7, w=5, 1 of 2, event alpha = 0.05132). Report alpha = 0.001504.

Constituent: Chloride Analysis Run 5/26/2023 12:44 PM View: Appendix III - Intrawell
Plant Scherer Client: Southern Company Data: Scherer PAC-CCR

Within Limit

Prediction Limit
Intrawell Parametric

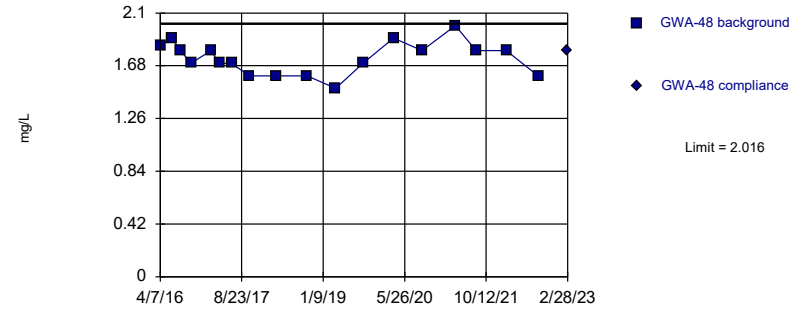


Background Data Summary: Mean=1.514, Std. Dev.=0.16, n=19. Normality test: Shapiro Wilk @alpha = 0.05, calculated = 0.9527, critical = 0.901. Kappa = 2.081 (c=7, w=5, 1 of 2, event alpha = 0.05132). Report alpha = 0.001504.

Constituent: Chloride Analysis Run 5/26/2023 12:44 PM View: Appendix III - Intrawell
Plant Scherer Client: Southern Company Data: Scherer PAC-CCR

Within Limit

Prediction Limit
Intrawell Parametric

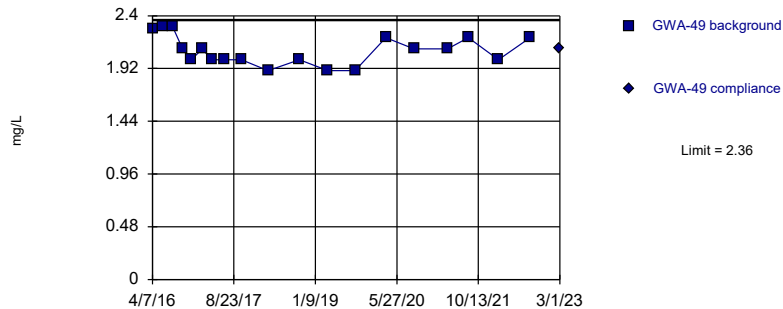


Background Data Summary: Mean=1.741, Std. Dev.=0.1305, n=18. Normality test: Shapiro Wilk @alpha = 0.05, calculated = 0.9562, critical = 0.897. Kappa = 2.104 (c=7, w=5, 1 of 2, event alpha = 0.05132). Report alpha = 0.001504.

Constituent: Chloride Analysis Run 5/26/2023 12:44 PM View: Appendix III - Intrawell
Plant Scherer Client: Southern Company Data: Scherer PAC-CCR

Within Limit

Prediction Limit
Intrawell Parametric

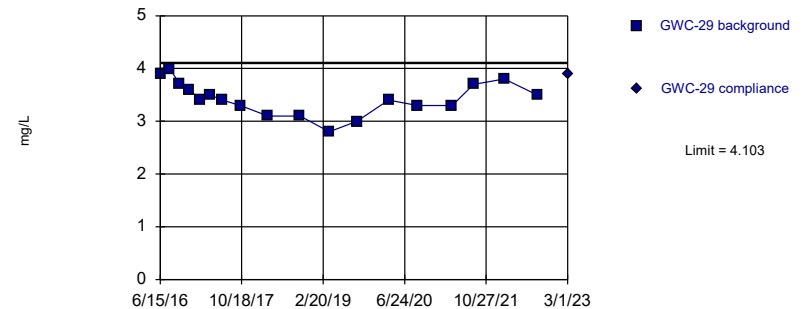


Background Data Summary: Mean=2.083, Std. Dev.=0.1331, n=19. Normality test: Shapiro Wilk @alpha = 0.05, calculated = 0.9076, critical = 0.901. Kappa = 2.081 (c=7, w=5, 1 of 2, event alpha = 0.05132). Report alpha = 0.001504.

Constituent: Chloride Analysis Run 5/26/2023 12:44 PM View: Appendix III - Intrawell
Plant Scherer Client: Southern Company Data: Scherer PAC-CCR

Within Limit

Prediction Limit
Intrawell Parametric

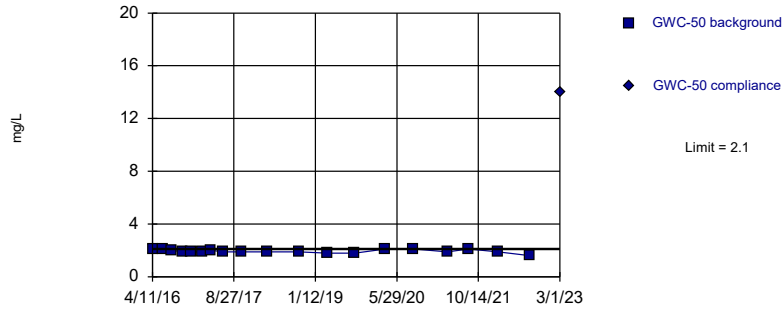


Background Data Summary: Mean=3.433, Std. Dev.=0.3181, n=18. Normality test: Shapiro Wilk @alpha = 0.05, calculated = 0.9833, critical = 0.897. Kappa = 2.104 (c=7, w=5, 1 of 2, event alpha = 0.05132). Report alpha = 0.001504.

Constituent: Chloride Analysis Run 5/26/2023 12:44 PM View: Appendix III - Intrawell
Plant Scherer Client: Southern Company Data: Scherer PAC-CCR

Exceeds Limit

Prediction Limit Intrawell Non-parametric

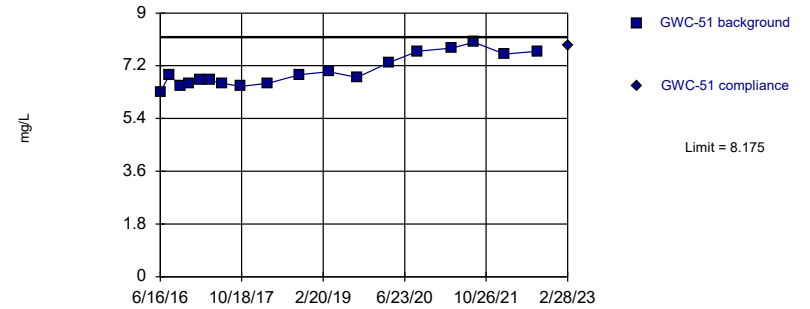


Non-parametric test used in lieu of parametric prediction limit because the Shapiro Wilk normality test showed the data to be non-normal at the 0.05 alpha level. Limit is highest of 19 background values. Well-constituent pair annual alpha = 0.009641. Individual comparison alpha = 0.004832 (1 of 2).

Constituent: Chloride Analysis Run 5/26/2023 12:44 PM View: Appendix III - Intrawell
Plant Scherer Client: Southern Company Data: Scherer PAC-CCR

Within Limit

Prediction Limit Intrawell Parametric

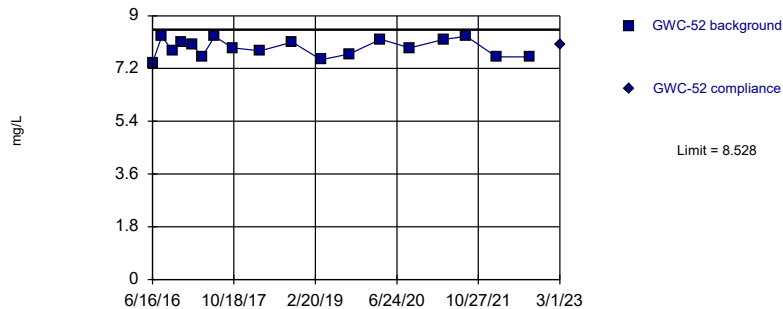


Background Data Summary (based on natural log transformation): Mean=1.945, Std. Dev.=0.07427, n=18. Normality test: Shapiro Wilk @alpha = 0.05, calculated = 0.899, critical = 0.897. Kappa = 2.104 (c=7, w=5, 1 of 2, event alpha = 0.05132). Report alpha = 0.001504.

Constituent: Chloride Analysis Run 5/26/2023 12:44 PM View: Appendix III - Intrawell
Plant Scherer Client: Southern Company Data: Scherer PAC-CCR

Within Limit

Prediction Limit Intrawell Parametric

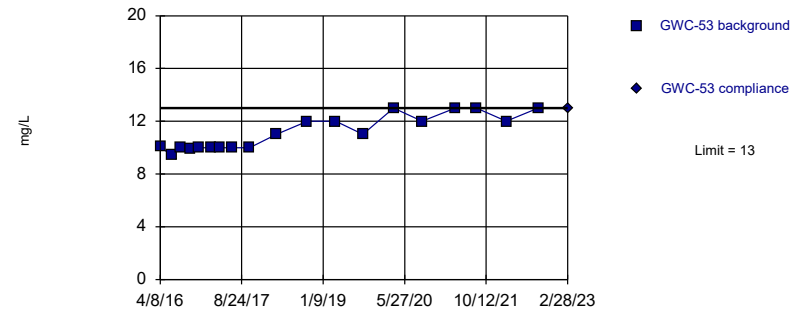


Background Data Summary: Mean=7.906, Std. Dev.=0.296, n=18. Normality test: Shapiro Wilk @alpha = 0.05, calculated = 0.9324, critical = 0.897. Kappa = 2.104 (c=7, w=5, 1 of 2, event alpha = 0.05132). Report alpha = 0.001504.

Constituent: Chloride Analysis Run 5/26/2023 12:44 PM View: Appendix III - Intrawell
Plant Scherer Client: Southern Company Data: Scherer PAC-CCR

Within Limit

Prediction Limit Intrawell Non-parametric

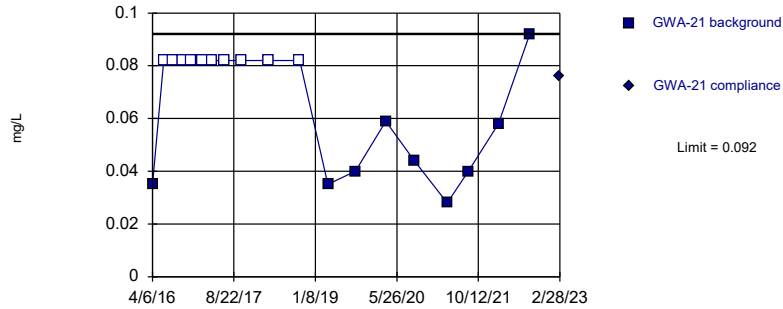


Non-parametric test used in lieu of parametric prediction limit because the Shapiro Wilk normality test showed the data to be non-normal at the 0.05 alpha level. Limit is highest of 19 background values. Well-constituent pair annual alpha = 0.009641. Individual comparison alpha = 0.004832 (1 of 2).

Constituent: Chloride Analysis Run 5/26/2023 12:44 PM View: Appendix III - Intrawell
Plant Scherer Client: Southern Company Data: Scherer PAC-CCR

Within Limit

Prediction Limit
Intrawell Non-parametric

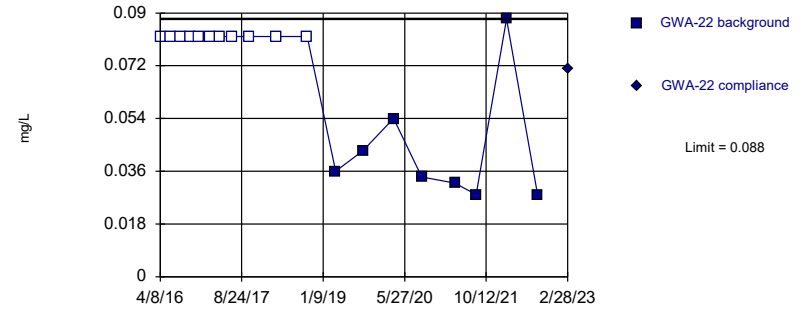


Non-parametric test used in lieu of parametric prediction limit because censored data exceeded 50%. Limit is highest of 19 background values. 52.63% NDs. Well-constituent pair annual alpha = 0.009641. Individual comparison alpha = 0.004832 (1 of 2).

Constituent: Fluoride Analysis Run 5/26/2023 12:44 PM View: Appendix III - Intrawell
Plant Scherer Client: Southern Company Data: Scherer PAC-CCR

Within Limit

Prediction Limit
Intrawell Non-parametric

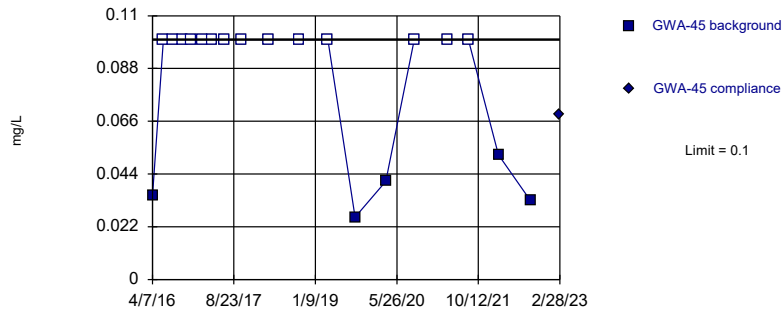


Non-parametric test used in lieu of parametric prediction limit because censored data exceeded 50%. Limit is highest of 19 background values. 57.89% NDs. Well-constituent pair annual alpha = 0.009641. Individual comparison alpha = 0.004832 (1 of 2).

Constituent: Fluoride Analysis Run 5/26/2023 12:44 PM View: Appendix III - Intrawell
Plant Scherer Client: Southern Company Data: Scherer PAC-CCR

Within Limit

Prediction Limit
Intrawell Non-parametric

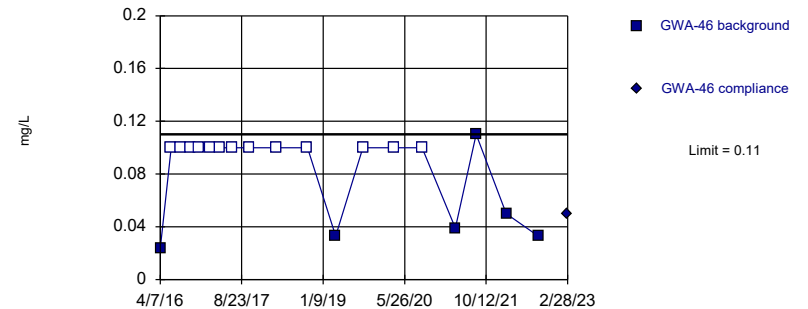


Non-parametric test used in lieu of parametric prediction limit because censored data exceeded 50%. Limit is highest of 19 background values. 73.68% NDs. Well-constituent pair annual alpha = 0.009641. Individual comparison alpha = 0.004832 (1 of 2).

Constituent: Fluoride Analysis Run 5/26/2023 12:44 PM View: Appendix III - Intrawell
Plant Scherer Client: Southern Company Data: Scherer PAC-CCR

Within Limit

Prediction Limit
Intrawell Non-parametric

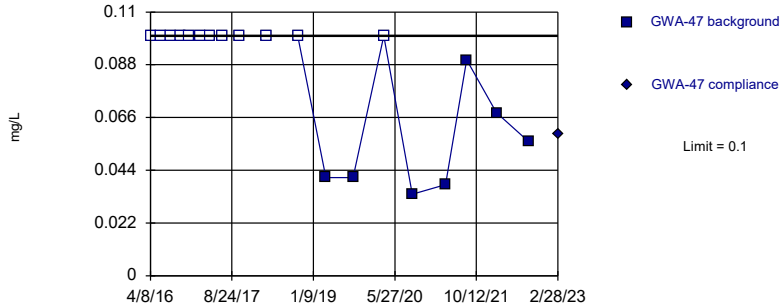


Non-parametric test used in lieu of parametric prediction limit because censored data exceeded 50%. Limit is highest of 19 background values. 68.42% NDs. Well-constituent pair annual alpha = 0.009641. Individual comparison alpha = 0.004832 (1 of 2).

Constituent: Fluoride Analysis Run 5/26/2023 12:44 PM View: Appendix III - Intrawell
Plant Scherer Client: Southern Company Data: Scherer PAC-CCR

Within Limit

Prediction Limit
Intrawell Non-parametric

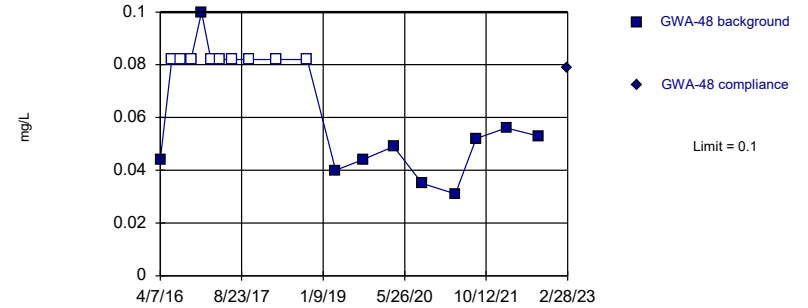


Non-parametric test used in lieu of parametric prediction limit because censored data exceeded 50%. Limit is highest of 19 background values. 63.16% NDs. Well-constituent pair annual alpha = 0.009641. Individual comparison alpha = 0.004832 (1 of 2).

Constituent: Fluoride Analysis Run 5/26/2023 12:44 PM View: Appendix III - Intrawell
Plant Scherer Client: Southern Company Data: Scherer PAC-CCR

Within Limit

Prediction Limit
Intrawell Non-parametric

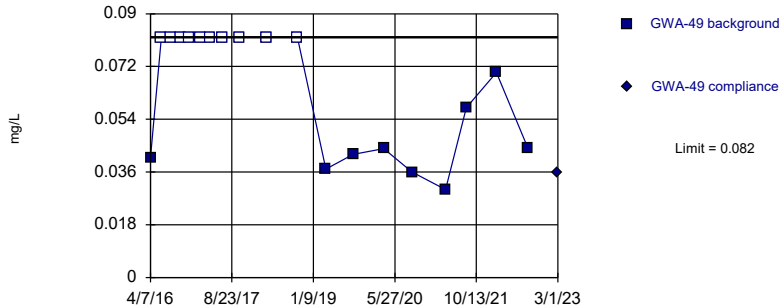


Non-parametric test used in lieu of parametric prediction limit because the Shapiro Wilk normality test showed the data to be non-normal at the 0.05 alpha level. Limit is highest of 19 background values. 47.37% NDs. Well-constituent pair annual alpha = 0.009641. Individual comparison alpha = 0.004832 (1 of 2).

Constituent: Fluoride Analysis Run 5/26/2023 12:44 PM View: Appendix III - Intrawell
Plant Scherer Client: Southern Company Data: Scherer PAC-CCR

Within Limit

Prediction Limit
Intrawell Non-parametric

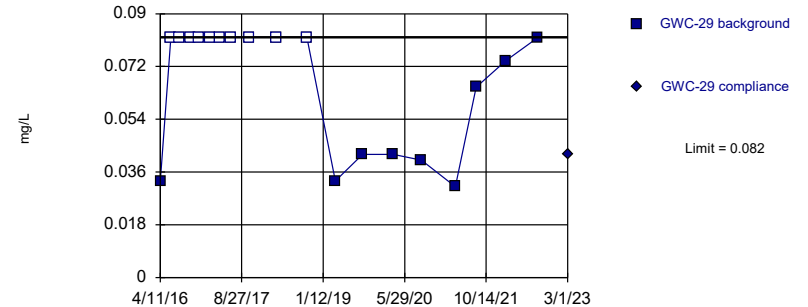


Non-parametric test used in lieu of parametric prediction limit because censored data exceeded 50%. Limit is highest of 19 background values. 52.63% NDs. Well-constituent pair annual alpha = 0.009641. Individual comparison alpha = 0.004832 (1 of 2).

Constituent: Fluoride Analysis Run 5/26/2023 12:44 PM View: Appendix III - Intrawell
Plant Scherer Client: Southern Company Data: Scherer PAC-CCR

Within Limit

Prediction Limit
Intrawell Non-parametric

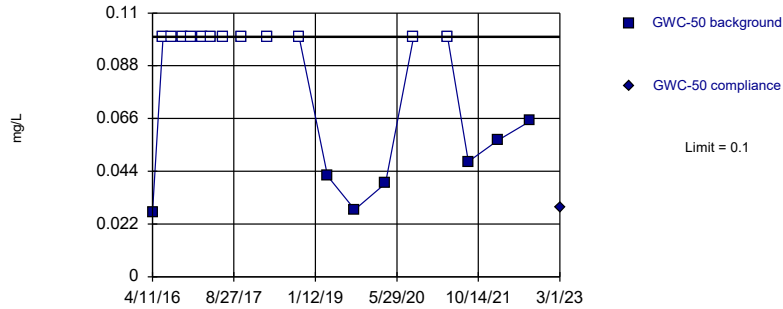


Non-parametric test used in lieu of parametric prediction limit because censored data exceeded 50%. Limit is highest of 19 background values. 52.63% NDs. Well-constituent pair annual alpha = 0.009641. Individual comparison alpha = 0.004832 (1 of 2).

Constituent: Fluoride Analysis Run 5/26/2023 12:44 PM View: Appendix III - Intrawell
Plant Scherer Client: Southern Company Data: Scherer PAC-CCR

Within Limit

Prediction Limit
Intrawell Non-parametric

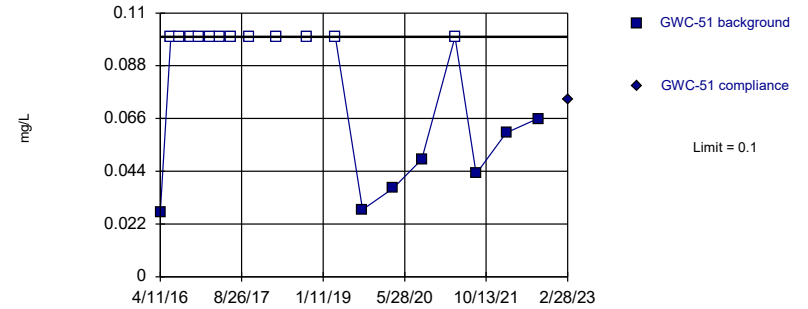


Non-parametric test used in lieu of parametric prediction limit because censored data exceeded 50%. Limit is highest of 19 background values. 63.16% NDs. Well-constituent pair annual alpha = 0.009641. Individual comparison alpha = 0.004832 (1 of 2).

Constituent: Fluoride Analysis Run 5/26/2023 12:44 PM View: Appendix III - Intrawell
Plant Scherer Client: Southern Company Data: Scherer PAC-CCR

Within Limit

Prediction Limit
Intrawell Non-parametric

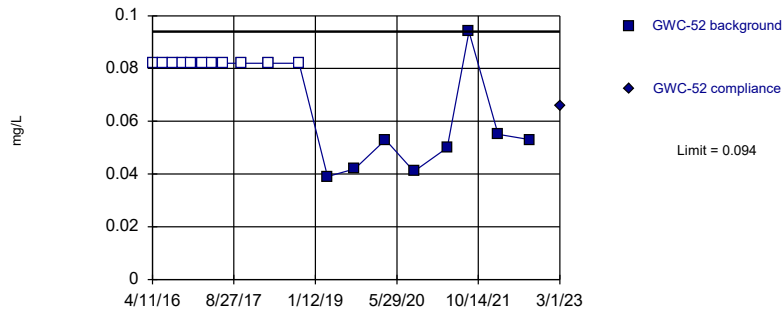


Non-parametric test used in lieu of parametric prediction limit because censored data exceeded 50%. Limit is highest of 19 background values. 63.16% NDs. Well-constituent pair annual alpha = 0.009641. Individual comparison alpha = 0.004832 (1 of 2).

Constituent: Fluoride Analysis Run 5/26/2023 12:44 PM View: Appendix III - Intrawell
Plant Scherer Client: Southern Company Data: Scherer PAC-CCR

Within Limit

Prediction Limit
Intrawell Non-parametric

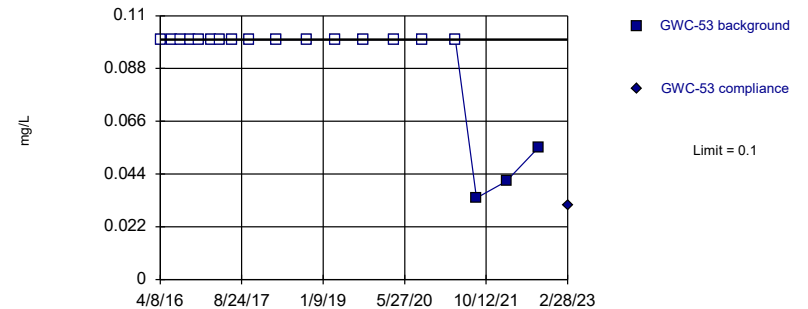


Non-parametric test used in lieu of parametric prediction limit because censored data exceeded 50%. Limit is highest of 19 background values. 57.89% NDs. Well-constituent pair annual alpha = 0.009641. Individual comparison alpha = 0.004832 (1 of 2).

Constituent: Fluoride Analysis Run 5/26/2023 12:44 PM View: Appendix III - Intrawell
Plant Scherer Client: Southern Company Data: Scherer PAC-CCR

Within Limit

Prediction Limit
Intrawell Non-parametric

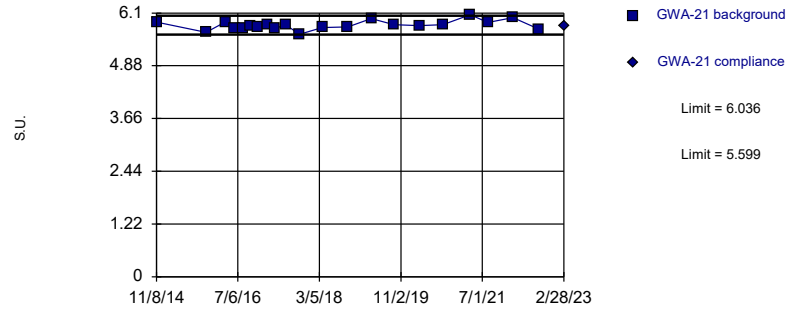


Non-parametric test used in lieu of parametric prediction limit because censored data exceeded 50%. Limit is highest of 19 background values. 84.21% NDs. Well-constituent pair annual alpha = 0.009641. Individual comparison alpha = 0.004832 (1 of 2).

Constituent: Fluoride Analysis Run 5/26/2023 12:44 PM View: Appendix III - Intrawell
Plant Scherer Client: Southern Company Data: Scherer PAC-CCR

Within Limits

Prediction Limit
Intrawell Parametric

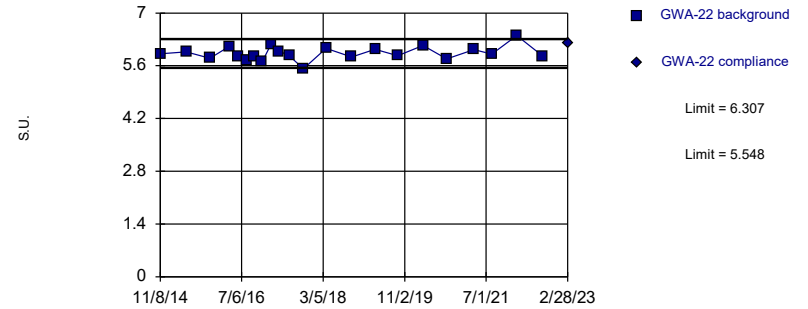


Background Data Summary: Mean=5.818, Std. Dev.=0.107, n=21. Normality test: Shapiro Wilk @alpha = 0.01, calculated = 0.968, critical = 0.873. Kappa = 2.044 (c=7, w=5, 1 of 2, event alpha = 0.05132). Report alpha = 0.001504.

Constituent: pH Analysis Run 5/26/2023 12:44 PM View: Appendix III - Intrawell
Plant Scherer Client: Southern Company Data: Scherer PAC-CCR

Within Limits

Prediction Limit
Intrawell Parametric

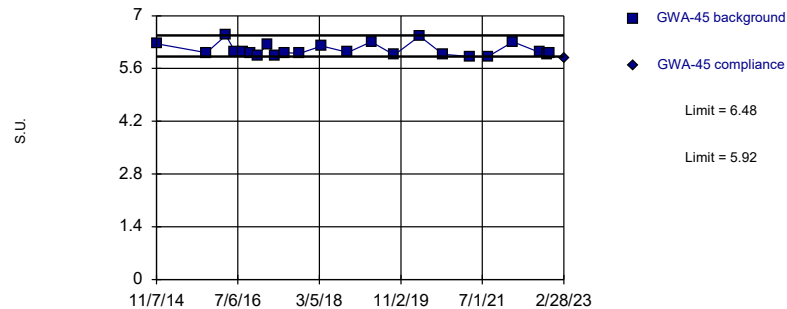


Background Data Summary: Mean=5.928, Std. Dev.=0.187, n=22. Normality test: Shapiro Wilk @alpha = 0.01, calculated = 0.9729, critical = 0.878. Kappa = 2.031 (c=7, w=5, 1 of 2, event alpha = 0.05132). Report alpha = 0.001504.

Constituent: pH Analysis Run 5/26/2023 12:44 PM View: Appendix III - Intrawell
Plant Scherer Client: Southern Company Data: Scherer PAC-CCR

Exceeds Limits

Prediction Limit
Intrawell Non-parametric

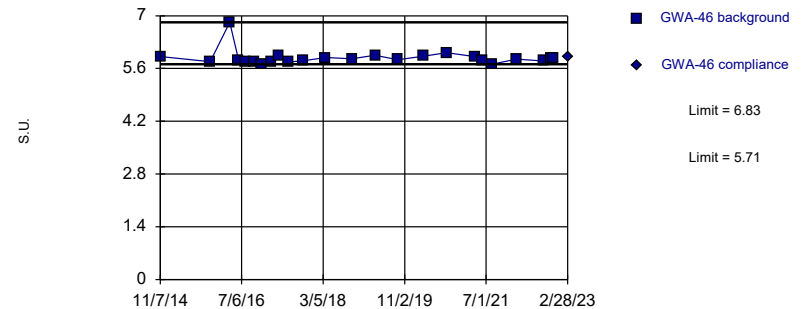


Non-parametric test used in lieu of parametric prediction limit because the Shapiro Wilk normality test showed the data to be non-normal at the 0.01 alpha level. Limits are highest and lowest of 23 background values. Well-constituent pair annual alpha = 0.01364. Individual comparison alpha = 0.006831 (1 of 2).

Constituent: pH Analysis Run 5/26/2023 12:44 PM View: Appendix III - Intrawell
Plant Scherer Client: Southern Company Data: Scherer PAC-CCR

Within Limits

Prediction Limit
Intrawell Non-parametric

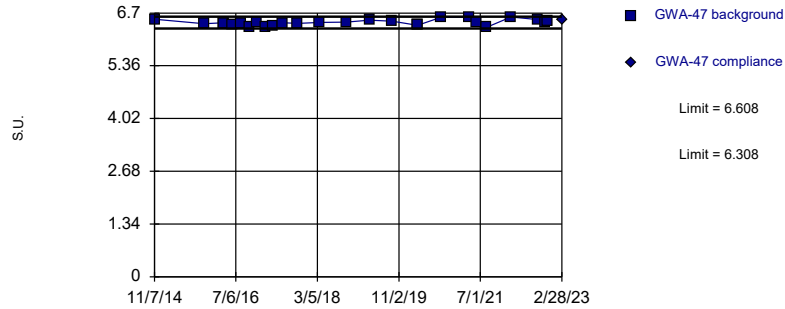


Non-parametric test used in lieu of parametric prediction limit because the Shapiro Wilk normality test showed the data to be non-normal at the 0.01 alpha level. Limits are highest and lowest of 24 background values. Well-constituent pair annual alpha = 0.01248. Individual comparison alpha = 0.006247 (1 of 2).

Constituent: pH Analysis Run 5/26/2023 12:44 PM View: Appendix III - Intrawell
Plant Scherer Client: Southern Company Data: Scherer PAC-CCR

Within Limits

Prediction Limit Intrawell Parametric

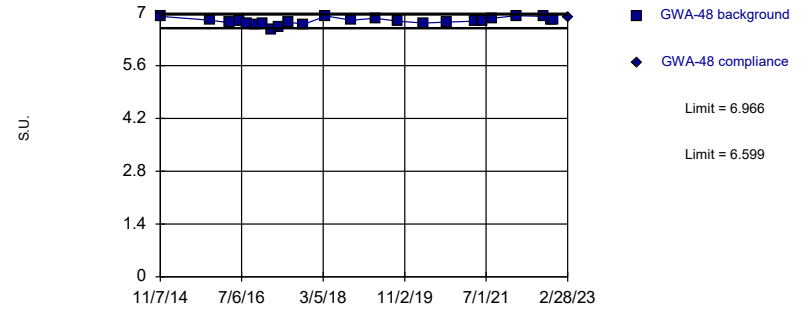


Background Data Summary: Mean=6.458, Std. Dev.=0.07553, n=26. Normality test: Shapiro Wilk @alpha = 0.01, calculated = 0.9607, critical = 0.891. Kappa = 1.981 (c=7, w=5, 1 of 2, event alpha = 0.05132). Report alpha = 0.001504.

Constituent: pH Analysis Run 5/26/2023 12:44 PM View: Appendix III - Intrawell
 Plant Scherer Client: Southern Company Data: Scherer PAC-CCR

Within Limits

Prediction Limit Intrawell Parametric

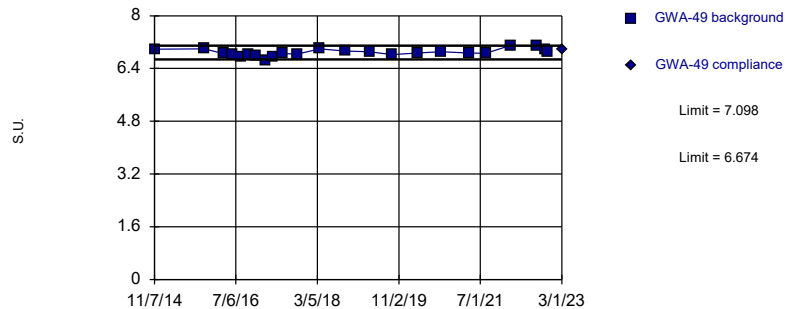


Background Data Summary: Mean=6.783, Std. Dev.=0.09157, n=24. Normality test: Shapiro Wilk @alpha = 0.01, calculated = 0.9613, critical = 0.884. Kappa = 2.004 (c=7, w=5, 1 of 2, event alpha = 0.05132). Report alpha = 0.001504.

Constituent: pH Analysis Run 5/26/2023 12:44 PM View: Appendix III - Intrawell
 Plant Scherer Client: Southern Company Data: Scherer PAC-CCR

Within Limits

Prediction Limit Intrawell Parametric

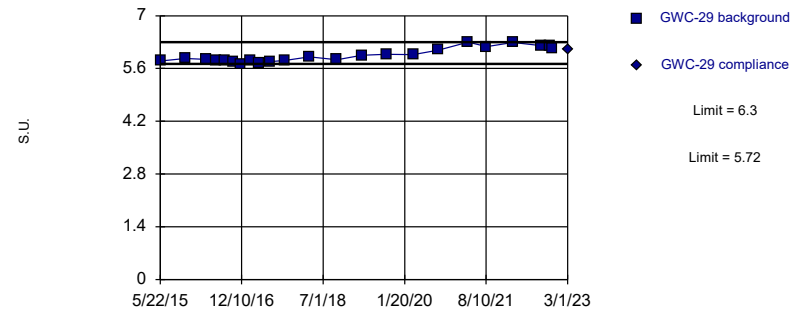


Background Data Summary: Mean=6.886, Std. Dev.=0.105, n=23. Normality test: Shapiro Wilk @alpha = 0.01, calculated = 0.9761, critical = 0.881. Kappa = 2.017 (c=7, w=5, 1 of 2, event alpha = 0.05132). Report alpha = 0.001504.

Constituent: pH Analysis Run 5/26/2023 12:44 PM View: Appendix III - Intrawell
 Plant Scherer Client: Southern Company Data: Scherer PAC-CCR

Within Limits

Prediction Limit Intrawell Non-parametric

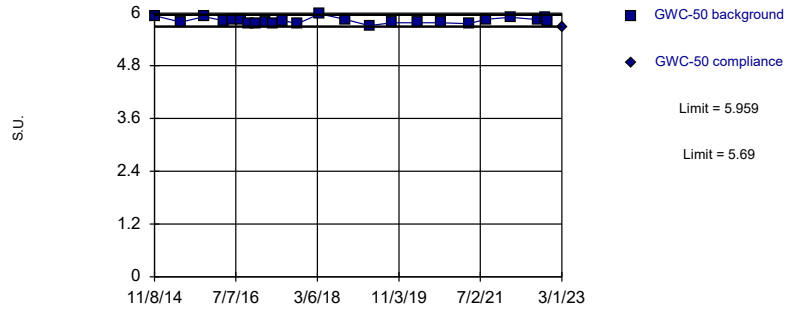


Non-parametric test used in lieu of parametric prediction limit because the Shapiro Wilk normality test showed the data to be non-normal at the 0.01 alpha level. Limits are highest and lowest of 23 background values. Well-constituent pair annual alpha = 0.01364. Individual comparison alpha = 0.006831 (1 of 2).

Constituent: pH Analysis Run 5/26/2023 12:44 PM View: Appendix III - Intrawell
 Plant Scherer Client: Southern Company Data: Scherer PAC-CCR

Within Limits

Prediction Limit Intrawell Parametric

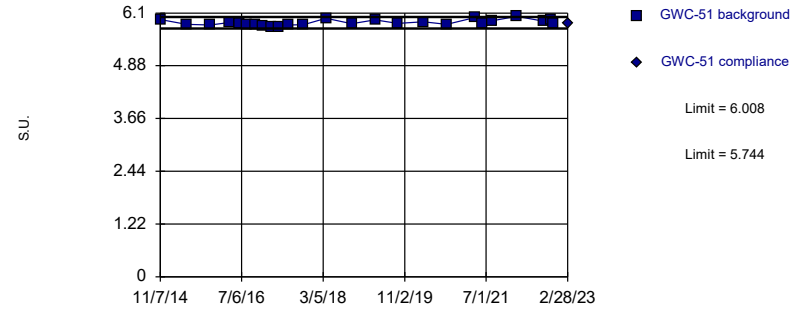


Background Data Summary: Mean=5.824, Std. Dev.=0.06717, n=24. Normality test: Shapiro Wilk @alpha = 0.01, calculated = 0.9562, critical = 0.884. Kappa = 2.004 (c=7, w=5, 1 of 2, event alpha = 0.05132). Report alpha = 0.001504.

Constituent: pH Analysis Run 5/26/2023 12:44 PM View: Appendix III - Intrawell
Plant Scherer Client: Southern Company Data: Scherer PAC-CCR

Within Limits

Prediction Limit Intrawell Parametric

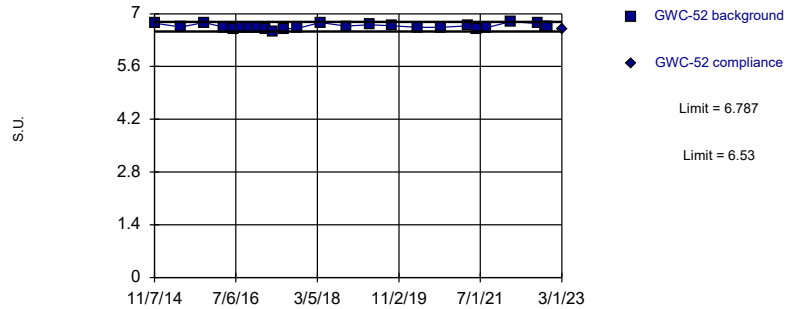


Background Data Summary: Mean=5.876, Std. Dev.=0.06614, n=25. Normality test: Shapiro Wilk @alpha = 0.01, calculated = 0.9604, critical = 0.888. Kappa = 1.99 (c=7, w=5, 1 of 2, event alpha = 0.05132). Report alpha = 0.001504.

Constituent: pH Analysis Run 5/26/2023 12:44 PM View: Appendix III - Intrawell
Plant Scherer Client: Southern Company Data: Scherer PAC-CCR

Within Limits

Prediction Limit Intrawell Parametric

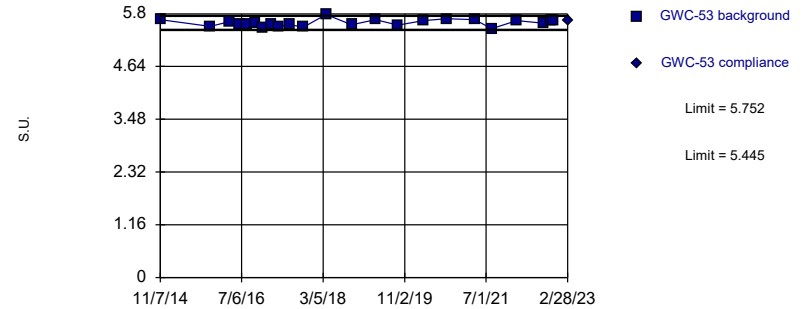


Background Data Summary: Mean=6.659, Std. Dev.=0.06463, n=25. Normality test: Shapiro Wilk @alpha = 0.01, calculated = 0.9339, critical = 0.888. Kappa = 1.99 (c=7, w=5, 1 of 2, event alpha = 0.05132). Report alpha = 0.001504.

Constituent: pH Analysis Run 5/26/2023 12:44 PM View: Appendix III - Intrawell
Plant Scherer Client: Southern Company Data: Scherer PAC-CCR

Within Limits

Prediction Limit Intrawell Parametric

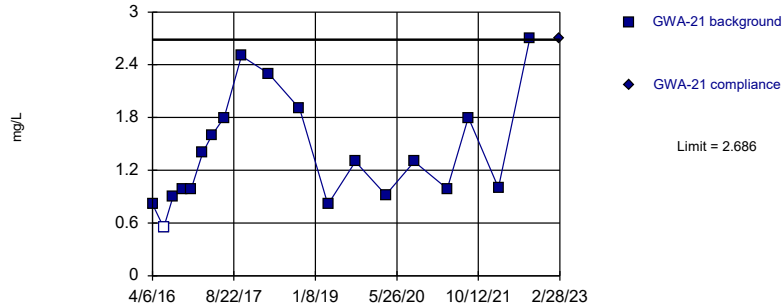


Background Data Summary: Mean=5.598, Std. Dev.=0.07608, n=23. Normality test: Shapiro Wilk @alpha = 0.01, calculated = 0.9627, critical = 0.881. Kappa = 2.017 (c=7, w=5, 1 of 2, event alpha = 0.05132). Report alpha = 0.001504.

Constituent: pH Analysis Run 5/26/2023 12:44 PM View: Appendix III - Intrawell
Plant Scherer Client: Southern Company Data: Scherer PAC-CCR

Exceeds Limit

Prediction Limit Intrawell Parametric

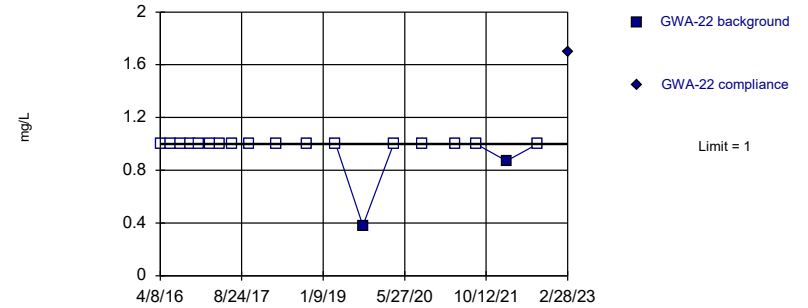


Background Data Summary: Mean=1.398, Std. Dev.=0.6191, n=19, 5.263% NDs. Normality test: Shapiro Wilk @alpha = 0.05, calculated = 0.9095, critical = 0.901. Kappa = 2.081 (c=7, w=5, 1 of 2, event alpha = 0.05132). Report alpha = 0.001504.

Constituent: Sulfate Analysis Run 5/26/2023 12:44 PM View: Appendix III - Intrawell
Plant Scherer Client: Southern Company Data: Scherer PAC-CCR

Exceeds Limit

Prediction Limit Intrawell Non-parametric

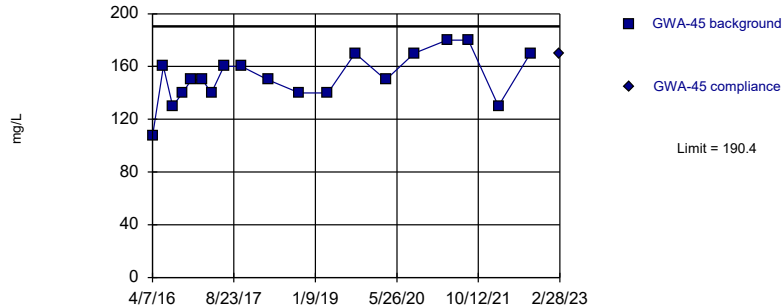


Non-parametric test used in lieu of parametric prediction limit because censored data exceeded 50%. Limit is highest of 19 background values. 89.47% NDs. Well-constituent pair annual alpha = 0.009641. Individual comparison alpha = 0.004832 (1 of 2).

Constituent: Sulfate Analysis Run 5/26/2023 12:44 PM View: Appendix III - Intrawell
Plant Scherer Client: Southern Company Data: Scherer PAC-CCR

Within Limit

Prediction Limit Intrawell Parametric

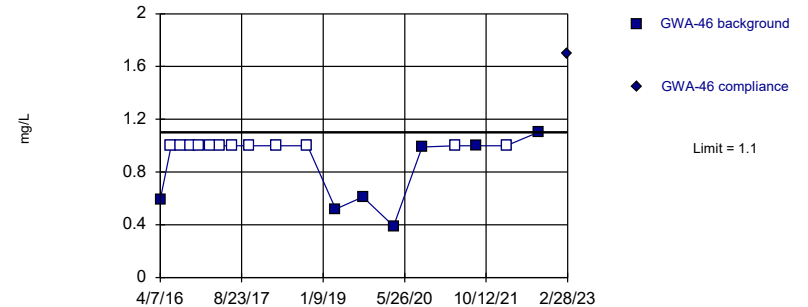


Background Data Summary: Mean=151.4, Std. Dev.=18.71, n=19. Normality test: Shapiro Wilk @alpha = 0.05, calculated = 0.9549, critical = 0.901. Kappa = 2.081 (c=7, w=5, 1 of 2, event alpha = 0.05132). Report alpha = 0.001504.

Constituent: Sulfate Analysis Run 5/26/2023 12:44 PM View: Appendix III - Intrawell
Plant Scherer Client: Southern Company Data: Scherer PAC-CCR

Exceeds Limit

Prediction Limit Intrawell Non-parametric

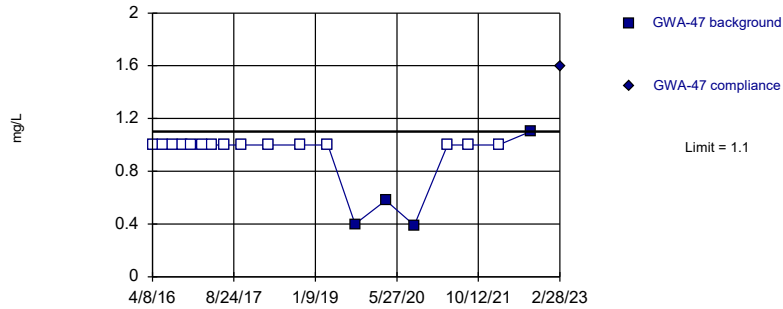


Non-parametric test used in lieu of parametric prediction limit because censored data exceeded 50%. Limit is highest of 19 background values. 63.16% NDs. Well-constituent pair annual alpha = 0.009641. Individual comparison alpha = 0.004832 (1 of 2).

Constituent: Sulfate Analysis Run 5/26/2023 12:44 PM View: Appendix III - Intrawell
Plant Scherer Client: Southern Company Data: Scherer PAC-CCR

Exceeds Limit

Prediction Limit
Intrawell Non-parametric

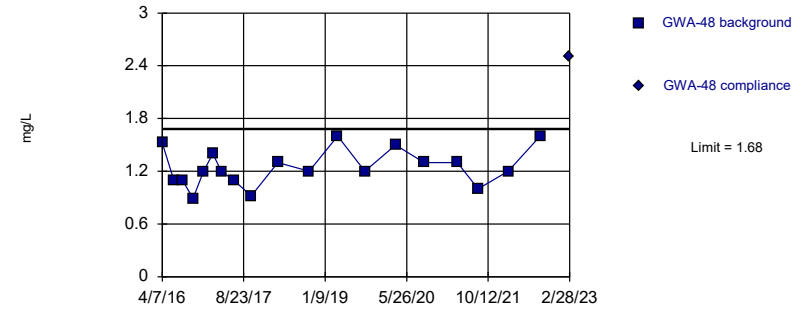


Non-parametric test used in lieu of parametric prediction limit because censored data exceeded 50%. Limit is highest of 19 background values. 78.95% NDs. Well-constituent pair annual alpha = 0.009641. Individual comparison alpha = 0.004832 (1 of 2).

Constituent: Sulfate Analysis Run 5/26/2023 12:44 PM View: Appendix III - Intrawell
Plant Scherer Client: Southern Company Data: Scherer PAC-CCR

Exceeds Limit

Prediction Limit
Intrawell Parametric

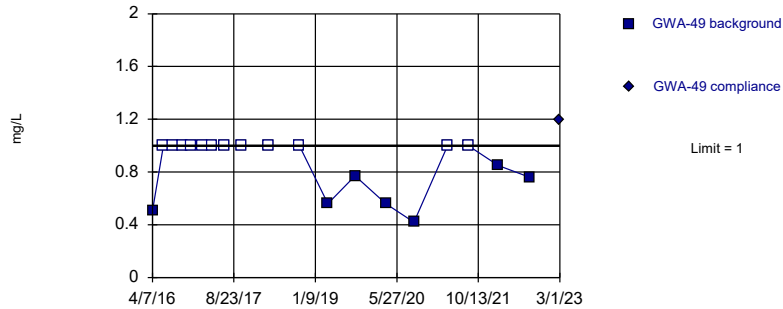


Background Data Summary: Mean=1.244, Std. Dev.=0.2097, n=19. Normality test: Shapiro Wilk @alpha = 0.05, calculated = 0.95, critical = 0.901. Kappa = 2.081 (c=7, w=5, 1 of 2, event alpha = 0.05132). Report alpha = 0.001504.

Constituent: Sulfate Analysis Run 5/26/2023 12:44 PM View: Appendix III - Intrawell
Plant Scherer Client: Southern Company Data: Scherer PAC-CCR

Exceeds Limit

Prediction Limit
Intrawell Non-parametric

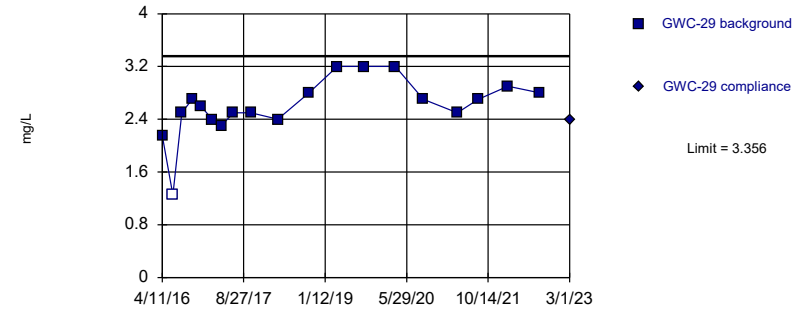


Non-parametric test used in lieu of parametric prediction limit because censored data exceeded 50%. Limit is highest of 19 background values. 63.16% NDs. Well-constituent pair annual alpha = 0.009641. Individual comparison alpha = 0.004832 (1 of 2).

Constituent: Sulfate Analysis Run 5/26/2023 12:44 PM View: Appendix III - Intrawell
Plant Scherer Client: Southern Company Data: Scherer PAC-CCR

Within Limit

Prediction Limit
Intrawell Parametric

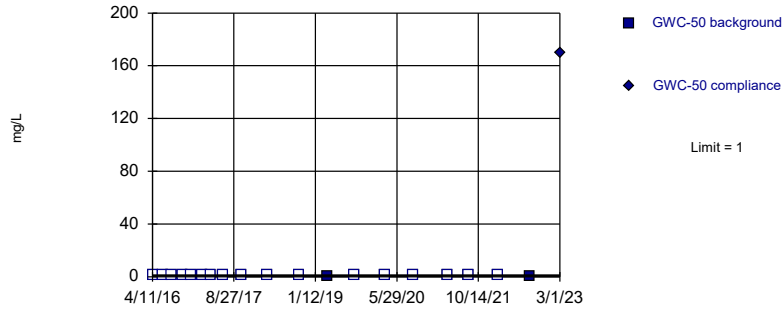


Background Data Summary (based on square transformation): Mean=6.918, Std. Dev.=2.089, n=19, 5.263% NDs. Normality test: Shapiro Wilk @alpha = 0.05, calculated = 0.9278, critical = 0.901. Kappa = 2.081 (c=7, w=5, 1 of 2, event alpha = 0.05132). Report alpha = 0.001504.

Constituent: Sulfate Analysis Run 5/26/2023 12:44 PM View: Appendix III - Intrawell
Plant Scherer Client: Southern Company Data: Scherer PAC-CCR

Exceeds Limit

Prediction Limit
Intrawell Non-parametric

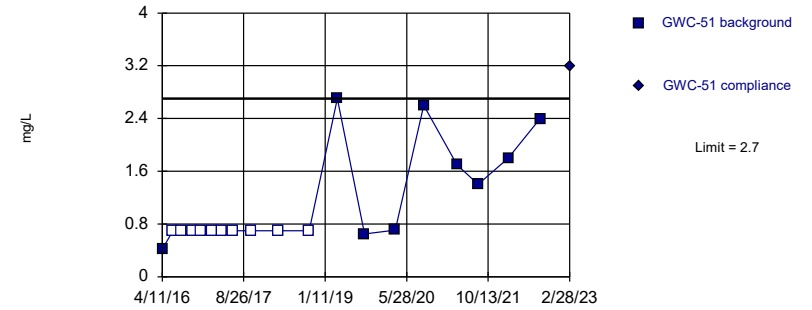


Non-parametric test used in lieu of parametric prediction limit because censored data exceeded 50%. Limit is highest of 19 background values. 89.47% NDs. Well-constituent pair annual alpha = 0.009641. Individual comparison alpha = 0.004832 (1 of 2).

Constituent: Sulfate Analysis Run 5/26/2023 12:44 PM View: Appendix III - Intrawell
Plant Scherer Client: Southern Company Data: Scherer PAC-CCR

Exceeds Limit

Prediction Limit
Intrawell Non-parametric

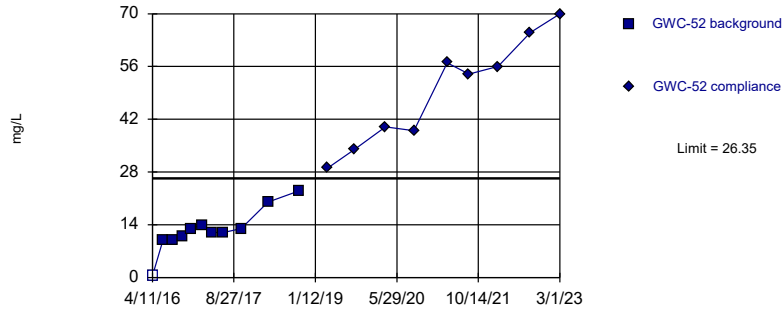


Non-parametric test used in lieu of parametric prediction limit because censored data exceeded 50%. Limit is highest of 19 background values. 52.63% NDs. Well-constituent pair annual alpha = 0.009641. Individual comparison alpha = 0.004832 (1 of 2).

Constituent: Sulfate Analysis Run 5/26/2023 12:44 PM View: Appendix III - Intrawell
Plant Scherer Client: Southern Company Data: Scherer PAC-CCR

Exceeds Limit

Prediction Limit
Intrawell Parametric

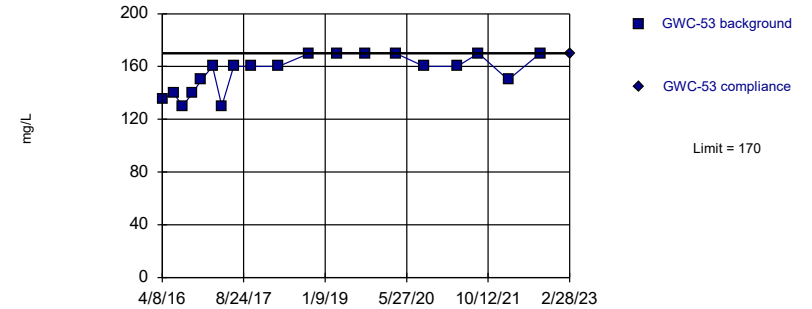


Background Data Summary: Mean=12.57, Std. Dev.=5.74, n=11, 9.091% NDs. Normality test: Shapiro Wilk @alpha = 0.05, calculated = 0.9024, critical = 0.85. Kappa = 2.4 (c=7, w=5, 1 of 2, event alpha = 0.05132). Report alpha = 0.001504.

Constituent: Sulfate Analysis Run 5/26/2023 12:44 PM View: Appendix III - Intrawell
Plant Scherer Client: Southern Company Data: Scherer PAC-CCR

Within Limit

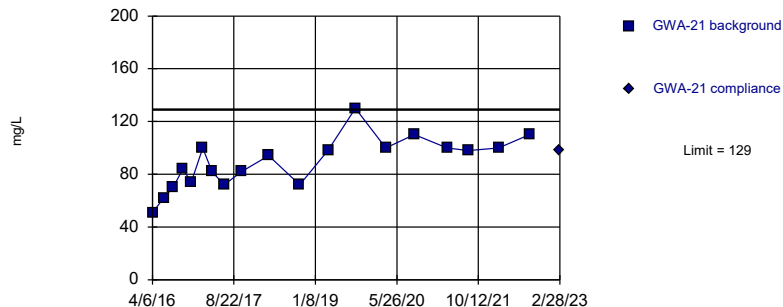
Prediction Limit
Intrawell Non-parametric



Non-parametric test used in lieu of parametric prediction limit because the Shapiro Wilk normality test showed the data to be non-normal at the 0.05 alpha level. Limit is highest of 19 background values. Well-constituent pair annual alpha = 0.009641. Individual comparison alpha = 0.004832 (1 of 2).

Constituent: Sulfate Analysis Run 5/26/2023 12:44 PM View: Appendix III - Intrawell
Plant Scherer Client: Southern Company Data: Scherer PAC-CCR

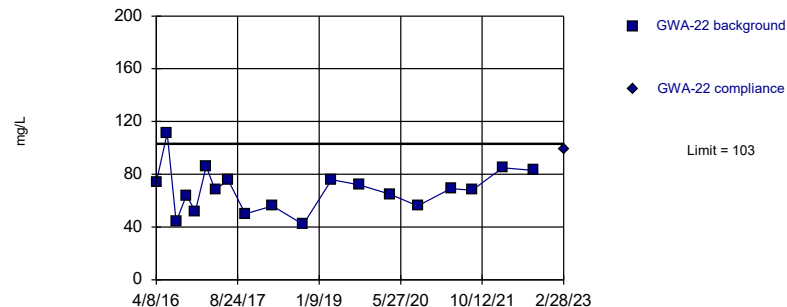
Within Limit Prediction Limit
Intrawell Parametric



Background Data Summary: Mean=88.89, Std. Dev.=19.28, n=19. Normality test: Shapiro Wilk @alpha = 0.05, calculated = 0.9678, critical = 0.901. Kappa = 2.081 (c=7, w=5, 1 of 2, event alpha = 0.05132). Report alpha = 0.001504.

Constituent: Total Dissolved Solids Analysis Run 5/26/2023 12:44 PM View: Appendix III - Intrawell Plant Scherer Client: Southern Company Data: Scherer PAC-CCR

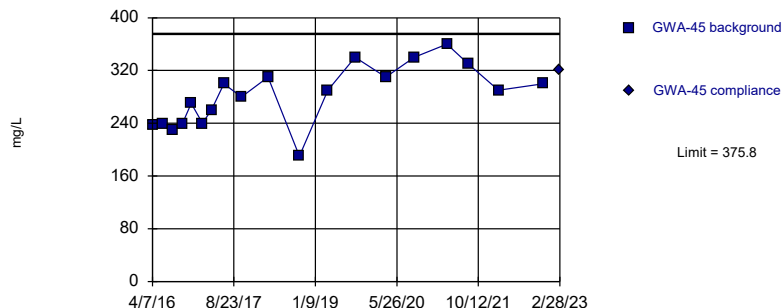
Within Limit Prediction Limit
Intrawell Parametric



Background Data Summary: Mean=68.26, Std. Dev.=16.69, n=19. Normality test: Shapiro Wilk @alpha = 0.05, calculated = 0.9586, critical = 0.901. Kappa = 2.081 (c=7, w=5, 1 of 2, event alpha = 0.05132). Report alpha = 0.001504.

Constituent: Total Dissolved Solids Analysis Run 5/26/2023 12:44 PM View: Appendix III - Intrawell Plant Scherer Client: Southern Company Data: Scherer PAC-CCR

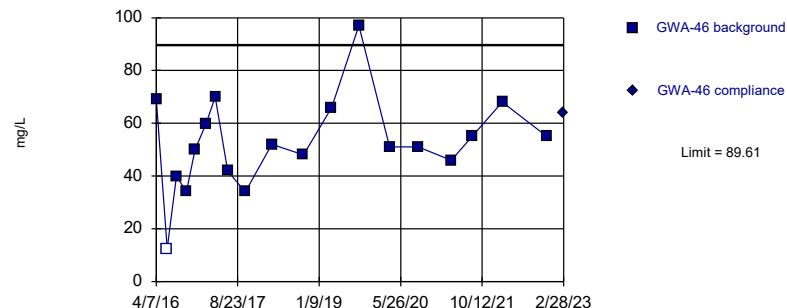
Within Limit Prediction Limit
Intrawell Parametric



Background Data Summary: Mean=281.9, Std. Dev.=45.08, n=19. Normality test: Shapiro Wilk @alpha = 0.05, calculated = 0.9709, critical = 0.901. Kappa = 2.081 (c=7, w=5, 1 of 2, event alpha = 0.05132). Report alpha = 0.001504.

Constituent: Total Dissolved Solids Analysis Run 5/26/2023 12:44 PM View: Appendix III - Intrawell Plant Scherer Client: Southern Company Data: Scherer PAC-CCR

Within Limit Prediction Limit
Intrawell Parametric

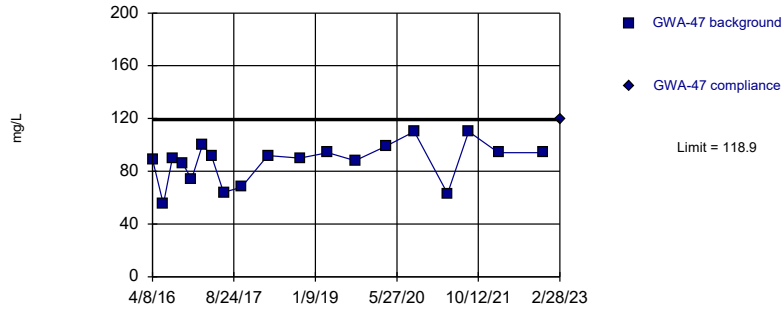


Background Data Summary: Mean=52.66, Std. Dev.=17.75, n=19, 5.263% NDs. Normality test: Shapiro Wilk @alpha = 0.05, calculated = 0.9572, critical = 0.901. Kappa = 2.081 (c=7, w=5, 1 of 2, event alpha = 0.05132). Report alpha = 0.001504.

Constituent: Total Dissolved Solids Analysis Run 5/26/2023 12:44 PM View: Appendix III - Intrawell Plant Scherer Client: Southern Company Data: Scherer PAC-CCR

Exceeds Limit

Prediction Limit Intrawell Parametric

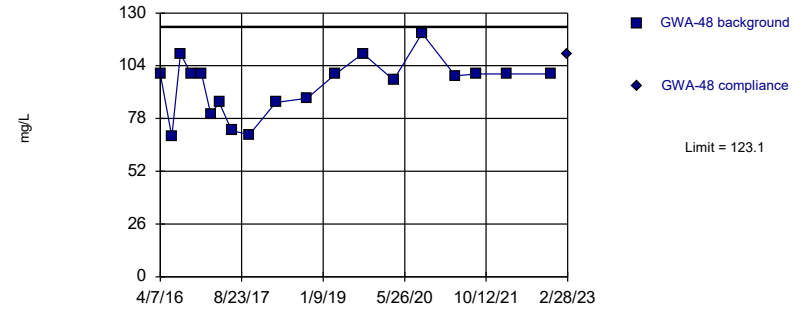


Background Data Summary: Mean=86.95, Std. Dev.=15.37, n=19. Normality test: Shapiro Wilk @alpha = 0.05, calculated = 0.9142, critical = 0.901. Kappa = 2.081 (c=7, w=5, 1 of 2, event alpha = 0.05132). Report alpha = 0.001504.

Constituent: Total Dissolved Solids Analysis Run 5/26/2023 12:44 PM View: Appendix III - Intrawell
Plant Scherer Client: Southern Company Data: Scherer PAC-CCR

Within Limit

Prediction Limit Intrawell Parametric

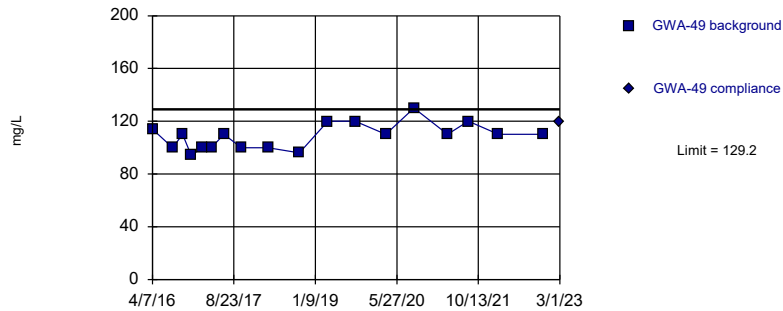


Background Data Summary: Mean=94.05, Std. Dev.=13.98, n=19. Normality test: Shapiro Wilk @alpha = 0.05, calculated = 0.9138, critical = 0.901. Kappa = 2.081 (c=7, w=5, 1 of 2, event alpha = 0.05132). Report alpha = 0.001504.

Constituent: Total Dissolved Solids Analysis Run 5/26/2023 12:44 PM View: Appendix III - Intrawell
Plant Scherer Client: Southern Company Data: Scherer PAC-CCR

Within Limit

Prediction Limit Intrawell Parametric

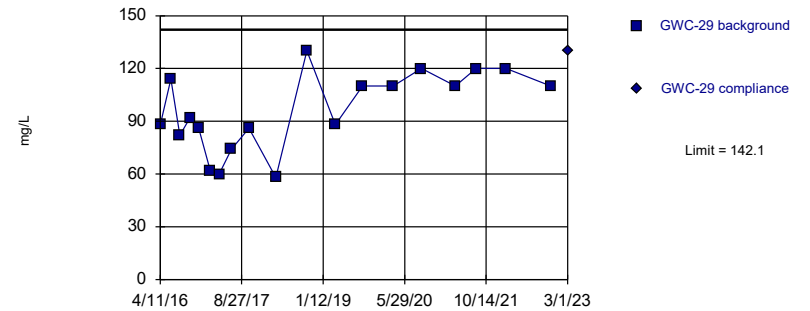


Background Data Summary: Mean=108.6, Std. Dev.=9.793, n=18. Normality test: Shapiro Wilk @alpha = 0.05, calculated = 0.9239, critical = 0.897. Kappa = 2.104 (c=7, w=5, 1 of 2, event alpha = 0.05132). Report alpha = 0.001504.

Constituent: Total Dissolved Solids Analysis Run 5/26/2023 12:44 PM View: Appendix III - Intrawell
Plant Scherer Client: Southern Company Data: Scherer PAC-CCR

Within Limit

Prediction Limit Intrawell Parametric

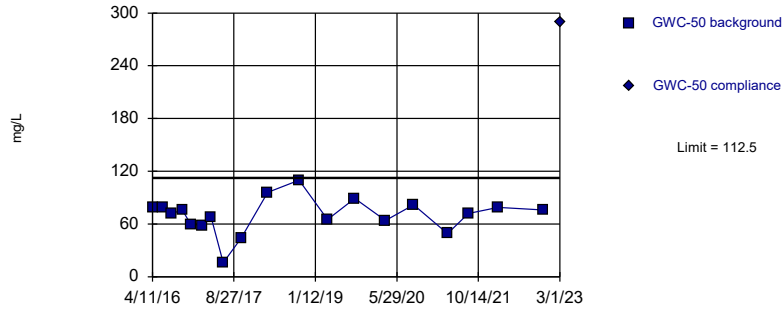


Background Data Summary: Mean=95.79, Std. Dev.=22.25, n=19. Normality test: Shapiro Wilk @alpha = 0.05, calculated = 0.927, critical = 0.901. Kappa = 2.081 (c=7, w=5, 1 of 2, event alpha = 0.05132). Report alpha = 0.001504.

Constituent: Total Dissolved Solids Analysis Run 5/26/2023 12:44 PM View: Appendix III - Intrawell
Plant Scherer Client: Southern Company Data: Scherer PAC-CCR

Exceeds Limit

Prediction Limit Intrawell Parametric

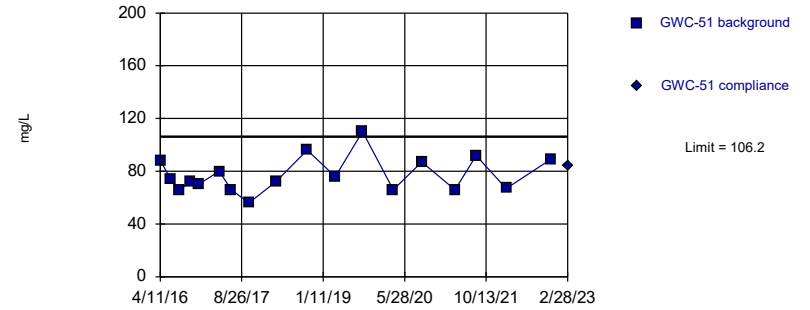


Background Data Summary: Mean=70.21, Std. Dev.=20.34, n=19. Normality test: Shapiro Wilk @alpha = 0.05, calculated = 0.9506, critical = 0.901. Kappa = 2.081 (c=7, w=5, 1 of 2, event alpha = 0.05132). Report alpha = 0.001504.

Constituent: Total Dissolved Solids Analysis Run 5/26/2023 12:44 PM View: Appendix III - Intrawell Plant Scherer Client: Southern Company Data: Scherer PAC-CCR

Within Limit

Prediction Limit Intrawell Parametric

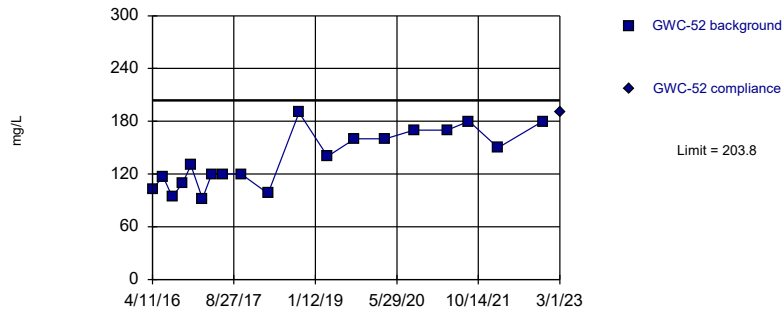


Background Data Summary: Mean=77.39, Std. Dev.=13.68, n=18. Normality test: Shapiro Wilk @alpha = 0.05, calculated = 0.9304, critical = 0.897. Kappa = 2.104 (c=7, w=5, 1 of 2, event alpha = 0.05132). Report alpha = 0.001504.

Constituent: Total Dissolved Solids Analysis Run 5/26/2023 12:45 PM View: Appendix III - Intrawell Plant Scherer Client: Southern Company Data: Scherer PAC-CCR

Within Limit

Prediction Limit Intrawell Parametric

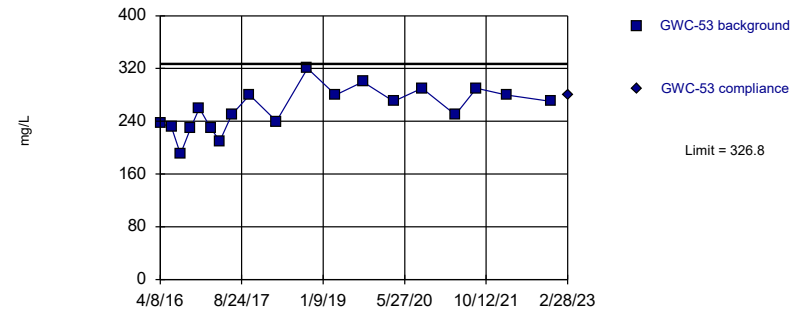


Background Data Summary: Mean=137.1, Std. Dev.=32.07, n=19. Normality test: Shapiro Wilk @alpha = 0.05, calculated = 0.9295, critical = 0.901. Kappa = 2.081 (c=7, w=5, 1 of 2, event alpha = 0.05132). Report alpha = 0.001504.

Constituent: Total Dissolved Solids Analysis Run 5/26/2023 12:45 PM View: Appendix III - Intrawell Plant Scherer Client: Southern Company Data: Scherer PAC-CCR

Within Limit

Prediction Limit Intrawell Parametric



Background Data Summary: Mean=258.3, Std. Dev.=32.93, n=19. Normality test: Shapiro Wilk @alpha = 0.05, calculated = 0.9811, critical = 0.901. Kappa = 2.081 (c=7, w=5, 1 of 2, event alpha = 0.05132). Report alpha = 0.001504.

Constituent: Total Dissolved Solids Analysis Run 5/26/2023 12:45 PM View: Appendix III - Intrawell Plant Scherer Client: Southern Company Data: Scherer PAC-CCR

Prediction Limit

Constituent: Boron (mg/L) Analysis Run 5/26/2023 12:46 PM View: Appendix III - Intrawell
Plant Scherer Client: Southern Company Data: Scherer PAC-CCR

	GWA-21	GWA-21
4/6/2016	<0.08	
6/14/2016	0.0012 (J)	
8/10/2016	<0.08	
10/11/2016	<0.08	
12/2/2016	<0.08	
2/10/2017	<0.08	
4/10/2017	<0.08	
6/23/2017	<0.08	
10/9/2017	<0.08	
3/26/2018	<0.08	
10/3/2018	<0.08	
3/27/2019	<0.08	
9/12/2019	0.053	
3/19/2020	<0.08	
9/10/2020	<0.08	
4/2/2021	<0.08	
8/12/2021	<0.08	
2/14/2022	<0.08	
8/26/2022	<0.08	
2/28/2023		<0.08

Prediction Limit

Constituent: Boron (mg/L) Analysis Run 5/26/2023 12:46 PM View: Appendix III - IntraWell
Plant Scherer Client: Southern Company Data: Scherer PAC-CCR

	GWA-22	GWA-22
4/8/2016	<0.08	
6/14/2016	<0.08	
8/9/2016	<0.08	
10/11/2016	<0.08	
12/5/2016	<0.08	
2/10/2017	<0.08	
4/7/2017	<0.08	
6/26/2017	<0.08	
10/9/2017	<0.08	
3/26/2018	<0.08 (D)	
10/3/2018	<0.08	
3/27/2019	<0.08	
9/12/2019	<0.08	
3/19/2020	<0.08	
9/10/2020	<0.08	
4/2/2021	<0.08	
8/12/2021	<0.08	
2/15/2022	<0.08	
8/26/2022	<0.08	
2/28/2023		0.19

Prediction Limit

Constituent: Boron (mg/L) Analysis Run 5/26/2023 12:46 PM View: Appendix III - IntraWell
Plant Scherer Client: Southern Company Data: Scherer PAC-CCR

	GWA-45	GWA-45
4/7/2016	0.0657 (J)	
6/14/2016	0.12	
8/9/2016	0.22	
10/10/2016	0.52	
12/2/2016	0.65	
2/9/2017	0.57	
4/7/2017	0.5	
6/22/2017	0.48	
10/10/2017	0.79	
3/22/2018	0.66	
10/3/2018	0.89	
3/27/2019	0.74	
9/12/2019	0.91	
3/19/2020	0.86	
9/11/2020	1	
4/2/2021	1.1	
8/12/2021	1.1	
2/14/2022	0.86	
8/31/2022	1.2	
2/28/2023		1.1

Prediction Limit

Constituent: Boron (mg/L) Analysis Run 5/26/2023 12:46 PM View: Appendix III - IntraWell
Plant Scherer Client: Southern Company Data: Scherer PAC-CCR

	GWA-46	GWA-46
4/7/2016	<0.08	
6/14/2016	<0.08	
8/9/2016	<0.08	
10/10/2016	<0.08	
12/2/2016	<0.08	
2/10/2017	<0.08	
4/7/2017	<0.08	
6/23/2017	<0.08	
10/10/2017	<0.08	
3/23/2018	<0.08	
10/4/2018	<0.08	
3/27/2019	<0.08	
9/12/2019	<0.08	
3/19/2020	<0.08	
9/11/2020	<0.08	
4/5/2021	<0.08	
8/12/2021	<0.08	
2/14/2022	<0.08	
8/31/2022	<0.08	
2/28/2023		0.11

Prediction Limit

Constituent: Boron (mg/L) Analysis Run 5/26/2023 12:46 PM View: Appendix III - IntraWell
Plant Scherer Client: Southern Company Data: Scherer PAC-CCR

	GWA-47	GWA-47
4/8/2016	<0.08	
6/14/2016	0.00079 (J)	
8/9/2016	<0.08	
10/11/2016	<0.08	
12/5/2016	<0.08	
2/10/2017	<0.08	
4/7/2017	<0.08	
6/22/2017	<0.08	
10/10/2017	<0.08	
3/22/2018	<0.08	
10/5/2018	<0.08	
3/27/2019	<0.08	
9/12/2019	<0.08	
3/20/2020	<0.08	
9/11/2020	<0.08	
4/5/2021	<0.08	
8/13/2021	<0.08	
2/14/2022	<0.08	
8/31/2022	<0.08	
2/28/2023		0.034 (J)

Prediction Limit

Constituent: Boron (mg/L) Analysis Run 5/26/2023 12:46 PM View: Appendix III - Intrawell
Plant Scherer Client: Southern Company Data: Scherer PAC-CCR

	GWA-48	GWA-48
4/7/2016	<0.08	
6/17/2016	<0.08	
8/10/2016	<0.08	
10/14/2016	<0.08	
12/19/2016	<0.08	
2/13/2017	<0.08	
4/7/2017	<0.08	
6/22/2017	<0.08	
10/10/2017	<0.08	
3/23/2018	<0.08	
10/3/2018	<0.08	
3/27/2019	<0.08	
9/12/2019	<0.08	
3/19/2020	<0.08	
9/11/2020	<0.08	
4/5/2021	0.044 (J)	
8/12/2021	<0.08	
2/14/2022	<0.08	
8/31/2022	<0.08	
2/28/2023		0.12

Prediction Limit

Constituent: Boron (mg/L) Analysis Run 5/26/2023 12:46 PM View: Appendix III - Intrawell
Plant Scherer Client: Southern Company Data: Scherer PAC-CCR

	GWA-49	GWA-49
4/7/2016	<0.08	
6/14/2016	<0.08	
8/9/2016	<0.08	
10/11/2016	<0.08	
12/2/2016	<0.08	
2/9/2017	<0.08	
4/7/2017	<0.08	
6/22/2017	<0.08	
10/10/2017	<0.08	
3/22/2018	<0.08	
10/3/2018	<0.08	
3/27/2019	<0.08	
9/12/2019	<0.08	
3/19/2020	<0.08	
9/10/2020	<0.08	
4/6/2021	<0.08	
8/12/2021	<0.08	
2/14/2022	<0.08	
8/30/2022	<0.08	
3/1/2023		<0.08

Prediction Limit

Constituent: Boron (mg/L) Analysis Run 5/26/2023 12:46 PM View: Appendix III - IntraWell
Plant Scherer Client: Southern Company Data: Scherer PAC-CCR

	GWC-29	GWC-29
4/11/2016	<0.08	
6/15/2016	0.0021 (J)	
8/10/2016	<0.08	
10/11/2016	<0.08	
12/5/2016	<0.08	
2/13/2017	<0.08	
4/10/2017	<0.08	
6/23/2017	<0.08	
10/10/2017	<0.08	
3/26/2018	<0.08	
10/4/2018	<0.08	
3/28/2019	<0.08	
9/12/2019	<0.08	
3/19/2020	<0.08	
9/10/2020	<0.08	
4/6/2021	<0.08	
8/13/2021	<0.08	
2/14/2022	<0.08	
8/31/2022	<0.08	
3/1/2023		0.075 (J)

Prediction Limit

Constituent: Boron (mg/L) Analysis Run 5/26/2023 12:46 PM View: Appendix III - IntraWell
Plant Scherer Client: Southern Company Data: Scherer PAC-CCR

	GWC-50	GWC-50
4/11/2016	<0.08	
6/15/2016	<0.08	
8/10/2016	<0.08	
10/11/2016	<0.08	
12/2/2016	<0.08	
2/13/2017	<0.08	
4/7/2017	<0.08	
6/22/2017	<0.08	
10/10/2017	<0.08	
3/23/2018	<0.08	
10/4/2018	<0.08	
3/28/2019	<0.08	
9/12/2019	<0.08	
3/19/2020	<0.08	
9/10/2020	<0.08	
4/6/2021	<0.08	
8/13/2021	<0.08	
2/14/2022	<0.08	
8/31/2022	<0.08	
3/1/2023		0.95

Prediction Limit

Constituent: Boron (mg/L) Analysis Run 5/26/2023 12:46 PM View: Appendix III - IntraWell
Plant Scherer Client: Southern Company Data: Scherer PAC-CCR

	GWC-51	GWC-51
4/11/2016	<0.08	
6/16/2016	<0.08	
8/10/2016	<0.08	
10/13/2016	<0.08	
12/5/2016	<0.08	
2/13/2017	<0.08	
4/10/2017	<0.08	
6/23/2017	<0.08	
10/11/2017	<0.08	
3/26/2018	<0.08	
10/4/2018	<0.08	
3/27/2019	<0.08	
9/12/2019	<0.08	
3/19/2020	<0.08	
9/11/2020	<0.08	
4/5/2021	<0.08	
8/13/2021	<0.08	
2/15/2022	<0.08	
8/31/2022	<0.08	
2/28/2023		0.08

Prediction Limit

Constituent: Boron (mg/L) Analysis Run 5/26/2023 12:46 PM View: Appendix III - IntraWell
Plant Scherer Client: Southern Company Data: Scherer PAC-CCR

	GWC-52	GWC-52
4/11/2016	<0.08	
6/16/2016	<0.08	
8/11/2016	<0.08	
10/13/2016	<0.08	
12/5/2016	<0.08	
2/13/2017	<0.08	
4/11/2017	<0.08	
6/24/2017	<0.08	
10/11/2017	<0.08	
3/26/2018	<0.08	
10/4/2018	<0.08	
3/28/2019	<0.08	
9/12/2019	<0.08	
3/19/2020	<0.08	
9/11/2020	<0.08	
4/5/2021	<0.08	
8/17/2021	<0.08	
2/14/2022	<0.08	
8/31/2022	<0.08	
3/1/2023		<0.08

Prediction Limit

Constituent: Boron (mg/L) Analysis Run 5/26/2023 12:46 PM View: Appendix III - IntraWell
Plant Scherer Client: Southern Company Data: Scherer PAC-CCR

	GWC-53	GWC-53
4/8/2016	0.824	
6/16/2016	0.8 (J)	
8/11/2016	0.97	
10/13/2016	0.94	
12/6/2016	1	
2/13/2017	0.97	
4/11/2017	0.88	
6/24/2017	0.87	
10/11/2017	1.1	
3/26/2018	0.91	
10/4/2018	0.92	
3/28/2019	0.97	
9/12/2019	0.94	
3/19/2020	1	
9/11/2020	0.97	
4/6/2021	0.97	
8/13/2021	0.94	
2/14/2022	1	
8/31/2022	1	
2/28/2023		0.91

Prediction Limit

Constituent: Calcium (mg/L) Analysis Run 5/26/2023 12:46 PM View: Appendix III - Intravel
Plant Scherer Client: Southern Company Data: Scherer PAC-CCR

	GWA-21	GWA-21
4/6/2016	9.27	
6/14/2016	8.2	
8/10/2016	6.9	
10/11/2016	7.6	
12/2/2016	7.4	
2/10/2017	11	
4/10/2017	9.7	
6/23/2017	9.2	
10/9/2017	9.4	
3/26/2018	9.3	
10/3/2018	7.8	
3/27/2019	9.5	
9/12/2019	8.8	
3/19/2020	11	
9/10/2020	8.2	
4/2/2021	9.2	
8/12/2021	7.2	
2/14/2022	8	
8/26/2022	6.8	
2/28/2023		8.1

Prediction Limit

Constituent: Calcium (mg/L) Analysis Run 5/26/2023 12:46 PM View: Appendix III - Intravel
Plant Scherer Client: Southern Company Data: Scherer PAC-CCR

	GWA-22	GWA-22
4/8/2016	8.6	
6/14/2016	6.8	
8/9/2016	6.2	
10/11/2016	6.2	
12/5/2016	5.5	
2/10/2017	7.8	
4/7/2017	7.3	
6/26/2017	6.8	
10/9/2017	5.8	
3/26/2018	8.7	
10/3/2018	6.1	
3/27/2019	7.1	
9/12/2019	6.1	
3/19/2020	9.7	
9/10/2020	5.9	
4/2/2021	9	
8/12/2021	6	
2/15/2022	9.6	
8/26/2022	7.8	
2/28/2023		11

Prediction Limit

Constituent: Calcium (mg/L) Analysis Run 5/26/2023 12:46 PM View: Appendix III - IntraWell
Plant Scherer Client: Southern Company Data: Scherer PAC-CCR

	GWA-45	GWA-45
4/7/2016	38.4	
6/14/2016	32.9	
8/9/2016	29	
10/10/2016	33	
12/2/2016	33	
2/9/2017	42	
4/7/2017	35	
6/22/2017	38	
10/10/2017	40	
3/22/2018	39 (D)	
10/3/2018	41	
3/27/2019	39	
9/12/2019	36	
3/19/2020	45	
9/11/2020	30	
4/2/2021	29	
8/12/2021	26	
2/14/2022	26	
8/31/2022	23	
2/28/2023		23

Prediction Limit

Constituent: Calcium (mg/L) Analysis Run 5/26/2023 12:46 PM View: Appendix III - IntraWell
Plant Scherer Client: Southern Company Data: Scherer PAC-CCR

	GWA-46	GWA-46
4/7/2016	6.57	
6/14/2016	5.5	
8/9/2016	4.6	
10/10/2016	5.3	
12/2/2016	5.1	
2/10/2017	5.8	
4/7/2017	5.2	
6/23/2017	5.7	
10/10/2017	5.8	
3/23/2018	6.6	
10/4/2018	5.4	
3/27/2019	6.1	
9/12/2019	5.7	
3/19/2020	6.7	
9/11/2020	5.5	
4/5/2021	7	
8/12/2021	6.1	
2/14/2022	5.9	
8/31/2022	5.7	
2/28/2023		6.6

Prediction Limit

Constituent: Calcium (mg/L) Analysis Run 5/26/2023 12:46 PM View: Appendix III - Intravel
Plant Scherer Client: Southern Company Data: Scherer PAC-CCR

	GWA-47	GWA-47
4/8/2016	10.7	
6/14/2016	11.3	
8/9/2016	9.6	
10/11/2016	11	
12/5/2016	10	
2/10/2017	11	
4/7/2017	10	
6/22/2017	11	
10/10/2017	11	
3/22/2018	11	
10/5/2018	11	
3/27/2019	11	
9/12/2019	12	
3/20/2020	12	
9/11/2020	11	
4/5/2021	13	
8/13/2021	11	
2/14/2022	11	
8/31/2022	12	
2/28/2023		13

Prediction Limit

Constituent: Calcium (mg/L) Analysis Run 5/26/2023 12:46 PM View: Appendix III - Intravel
Plant Scherer Client: Southern Company Data: Scherer PAC-CCR

	GWA-48	GWA-48
4/7/2016	12.6	
6/17/2016	12.4	
8/10/2016	11	
10/14/2016	13	
12/19/2016	11	
2/13/2017	13	
4/7/2017	12	
6/22/2017	13	
10/10/2017	13	
3/23/2018	13	
10/3/2018	12	
3/27/2019	13	
9/12/2019	13	
3/19/2020	14	
9/11/2020	12	
4/5/2021	13	
8/12/2021	12	
2/14/2022	11	
8/31/2022	12	
2/28/2023		13

Prediction Limit

Constituent: Calcium (mg/L) Analysis Run 5/26/2023 12:46 PM View: Appendix III - IntraWell
Plant Scherer Client: Southern Company Data: Scherer PAC-CCR

	GWA-49	GWA-49
4/7/2016	15.3	
6/14/2016	14.2	
8/9/2016	13	
10/11/2016	14	
12/2/2016	13	
2/9/2017	14	
4/7/2017	14	
6/22/2017	14	
10/10/2017	15	
3/22/2018	14	
10/3/2018	14	
3/27/2019	15	
9/12/2019	14	
3/19/2020	15	
9/10/2020	14	
4/6/2021	16	
8/12/2021	14	
2/14/2022	13	
8/30/2022	14	
3/1/2023		15

Prediction Limit

Constituent: Calcium (mg/L) Analysis Run 5/26/2023 12:46 PM View: Appendix III - Intravel
Plant Scherer Client: Southern Company Data: Scherer PAC-CCR

	GWC-29	GWC-29
4/11/2016	9.7	
6/15/2016	9.5	
8/10/2016	8.5	
10/11/2016	9.3	
12/5/2016	9	
2/13/2017	9.2	
4/10/2017	9.2	
6/23/2017	9.8	
10/10/2017	10	
3/26/2018	11	
10/4/2018	10	
3/28/2019	11	
9/12/2019	12	
3/19/2020	16	
9/10/2020	15	
4/6/2021	17	
8/13/2021	15	
2/14/2022	16	
8/31/2022	17	
3/1/2023		19

Prediction Limit

Constituent: Calcium (mg/L) Analysis Run 5/26/2023 12:46 PM View: Appendix III - Intravel
Plant Scherer Client: Southern Company Data: Scherer PAC-CCR

	GWC-50	GWC-50
4/11/2016	7.04	
6/15/2016	7.4	
8/10/2016	6.7	
10/11/2016	6.9	
12/2/2016	6.5	
2/13/2017	7.9	
4/7/2017	6.5	
6/22/2017	6.8	
10/10/2017	7.3	
3/23/2018	7.5	
10/4/2018	6.7	
3/28/2019	7.2	
9/12/2019	7.5	
3/19/2020	7.9	
9/10/2020	7.5	
4/6/2021	7.7	
8/13/2021	7.2	
2/14/2022	6.5	
8/31/2022	7.1	
3/1/2023		20

Prediction Limit

Constituent: Calcium (mg/L) Analysis Run 5/26/2023 12:46 PM View: Appendix III - Intravel
Plant Scherer Client: Southern Company Data: Scherer PAC-CCR

	GWC-51	GWC-51
4/11/2016	6.9	
6/16/2016	7.6	
8/10/2016	5.7	
10/13/2016	6.7	
12/5/2016	6.4	
2/13/2017	6.2	
4/10/2017	6.2	
6/23/2017	6.6	
10/11/2017	6.9	
3/26/2018	7	
10/4/2018	6.4	
3/27/2019	7	
9/12/2019	7.1	
3/19/2020	7.1	
9/11/2020	7	
4/5/2021	8	
8/13/2021	7	
2/15/2022	6.4	
8/31/2022	7.2	
2/28/2023		7.6

Prediction Limit

Constituent: Calcium (mg/L) Analysis Run 5/26/2023 12:46 PM View: Appendix III - Intravel
Plant Scherer Client: Southern Company Data: Scherer PAC-CCR

	GWC-52	GWC-52
4/11/2016	12.8	
6/16/2016	14.3	
8/11/2016	11	
10/13/2016	13	
12/5/2016	12	
2/13/2017	13	
4/11/2017	13	
6/24/2017	13	
10/11/2017	15	
3/26/2018	15	
10/4/2018	14	
3/28/2019	15	
9/12/2019	17	
3/19/2020	19	
9/11/2020	18	
4/5/2021	21	
8/17/2021	22	
2/14/2022	18	
8/31/2022	21	
3/1/2023		25

Prediction Limit

Constituent: Calcium (mg/L) Analysis Run 5/26/2023 12:46 PM View: Appendix III - Intravel
Plant Scherer Client: Southern Company Data: Scherer PAC-CCR

	GWC-53	GWC-53
4/8/2016	17.5	
6/16/2016	18.4	
8/11/2016	13	
10/13/2016	15	
12/6/2016	15	
2/13/2017	16	
4/11/2017	17	
6/24/2017	17	
10/11/2017	19	
3/26/2018	19	
10/4/2018	17	
3/28/2019	18	
9/12/2019	18	
3/19/2020	19	
9/11/2020	19	
4/6/2021	19	
8/13/2021	17	
2/14/2022	16	
8/31/2022	17	
2/28/2023		18

Prediction Limit

Constituent: Chloride (mg/L) Analysis Run 5/26/2023 12:46 PM View: Appendix III - Inrawell
Plant Scherer Client: Southern Company Data: Scherer PAC-CCR

	GWA-21	GWA-21
4/6/2016	3.034	
6/14/2016	3.1	
8/10/2016	2.7	
10/11/2016	2.7	
12/2/2016	2.5	
2/10/2017	3.4	
4/10/2017	3.6	
6/23/2017	3.2	
10/9/2017	3.5	
3/26/2018	3.8	
10/3/2018	4	
3/27/2019	2.9	
9/12/2019	3.4	
3/19/2020	3.9	
9/10/2020	3.7	
4/2/2021	3.7	
8/12/2021	4.1	
2/14/2022	4	
8/26/2022	3.6	
2/28/2023		3.6

Prediction Limit

Constituent: Chloride (mg/L) Analysis Run 5/26/2023 12:46 PM View: Appendix III - Inrawell
Plant Scherer Client: Southern Company Data: Scherer PAC-CCR

	GWA-22	GWA-22
4/8/2016	2.1	
6/14/2016	4.2	
8/9/2016	5	
10/11/2016	3.8	
12/5/2016	3.6	
2/10/2017	2.2	
4/7/2017	2.2	
6/26/2017	3.4	
10/9/2017	3.4	
3/26/2018	1.9 (D)	
10/3/2018	2.9	
3/27/2019	2	
9/12/2019	2.5	
3/19/2020	2.2	
9/10/2020	2.5	
4/2/2021	1.8	
8/12/2021	2.7	
2/15/2022	1.8	
8/26/2022	2	
2/28/2023		1.8

Prediction Limit

Constituent: Chloride (mg/L) Analysis Run 5/26/2023 12:46 PM View: Appendix III - Inrawell
Plant Scherer Client: Southern Company Data: Scherer PAC-CCR

	GWA-45	GWA-45
4/7/2016	8.05	
6/14/2016	9.3	
8/9/2016	10	
10/10/2016	10	
12/2/2016	10	
2/9/2017	9.4	
4/7/2017	9.9	
6/22/2017	9.7	
10/10/2017	9.8	
3/22/2018	9.7 (D)	
10/3/2018	10	
3/27/2019	9.6	
9/12/2019	10	
3/19/2020	9.9	
9/11/2020	12	
4/2/2021	13	
8/12/2021	13	
2/14/2022	10	
8/31/2022	13	
2/28/2023		13

Prediction Limit

Constituent: Chloride (mg/L) Analysis Run 5/26/2023 12:46 PM View: Appendix III - Inrawell
Plant Scherer Client: Southern Company Data: Scherer PAC-CCR

	GWA-46	GWA-46
4/7/2016	2.914	
6/14/2016	3.1	
8/9/2016	3.2	
10/10/2016	3	
12/2/2016	3	
2/10/2017	2.7	
4/7/2017	2.9	
6/23/2017	3.3	
10/10/2017	3.5	
3/23/2018	3.6	
10/4/2018	3.9	
3/27/2019	3.7	
9/12/2019	4.3	
3/19/2020	4.5	
9/11/2020	4.7	
4/5/2021	5.3	
8/12/2021	5.5	
2/14/2022	5	
8/31/2022	5.1	
2/28/2023		5.2

Prediction Limit

Constituent: Chloride (mg/L) Analysis Run 5/26/2023 12:46 PM View: Appendix III - Intravel
Plant Scherer Client: Southern Company Data: Scherer PAC-CCR

	GWA-47	GWA-47
4/8/2016	1.57	
6/14/2016	1.7	
8/9/2016	1.5	
10/11/2016	1.6	
12/5/2016	1.5	
2/10/2017	1.5	
4/7/2017	1.4	
6/22/2017	1.4	
10/10/2017	1.4	
3/22/2018	1.3	
10/5/2018	1.4	
3/27/2019	1.2	
9/12/2019	1.4	
3/20/2020	1.7	
9/11/2020	1.6	
4/5/2021	1.8	
8/13/2021	1.8	
2/14/2022	1.5	
8/31/2022	1.5	
2/28/2023		1.7

Prediction Limit

Constituent: Chloride (mg/L) Analysis Run 5/26/2023 12:46 PM View: Appendix III - Inrawell
Plant Scherer Client: Southern Company Data: Scherer PAC-CCR

	GWA-48	GWA-48
4/7/2016	1.842	
6/17/2016	1.9	
8/10/2016	1.8	
10/14/2016	1.7	
12/19/2016	2.7 (O)	
2/13/2017	1.8	
4/7/2017	1.7	
6/22/2017	1.7	
10/10/2017	1.6	
3/23/2018	1.6	
10/3/2018	1.6	
3/27/2019	1.5	
9/12/2019	1.7	
3/19/2020	1.9	
9/11/2020	1.8	
4/5/2021	2	
8/12/2021	1.8	
2/14/2022	1.8	
8/31/2022	1.6	
2/28/2023		1.8

Prediction Limit

Constituent: Chloride (mg/L) Analysis Run 5/26/2023 12:46 PM View: Appendix III - Intravel
Plant Scherer Client: Southern Company Data: Scherer PAC-CCR

	GWA-49	GWA-49
4/7/2016	2.285	
6/14/2016	2.3	
8/9/2016	2.3	
10/11/2016	2.1	
12/2/2016	2	
2/9/2017	2.1	
4/7/2017	2	
6/22/2017	2	
10/10/2017	2	
3/22/2018	1.9	
10/3/2018	2	
3/27/2019	1.9	
9/12/2019	1.9	
3/19/2020	2.2	
9/10/2020	2.1	
4/6/2021	2.1	
8/12/2021	2.2	
2/14/2022	2	
8/30/2022	2.2	
3/1/2023		2.1

Prediction Limit

Constituent: Chloride (mg/L) Analysis Run 5/26/2023 12:46 PM View: Appendix III - Inrawell
Plant Scherer Client: Southern Company Data: Scherer PAC-CCR

	GWC-29	GWC-29
4/11/2016	1.57 (O)	
6/15/2016	3.9	
8/10/2016	4	
10/11/2016	3.7	
12/5/2016	3.6	
2/13/2017	3.4	
4/10/2017	3.5	
6/23/2017	3.4	
10/10/2017	3.3	
3/26/2018	3.1	
10/4/2018	3.1	
3/28/2019	2.8	
9/12/2019	3	
3/19/2020	3.4	
9/10/2020	3.3	
4/6/2021	3.3	
8/13/2021	3.7	
2/14/2022	3.8	
8/31/2022	3.5	
3/1/2023		3.9

Prediction Limit

Constituent: Chloride (mg/L) Analysis Run 5/26/2023 12:46 PM View: Appendix III - Inrawell
Plant Scherer Client: Southern Company Data: Scherer PAC-CCR

	GWC-50	GWC-50
4/11/2016	2.09	
6/15/2016	2.1	
8/10/2016	2	
10/11/2016	1.9	
12/2/2016	1.9	
2/13/2017	1.9	
4/7/2017	2	
6/22/2017	1.9	
10/10/2017	1.9	
3/23/2018	1.9	
10/4/2018	1.9	
3/28/2019	1.8	
9/12/2019	1.8	
3/19/2020	2.1	
9/10/2020	2.1	
4/6/2021	1.9	
8/13/2021	2.1	
2/14/2022	1.9	
8/31/2022	1.6	
3/1/2023		14

Prediction Limit

Constituent: Chloride (mg/L) Analysis Run 5/26/2023 12:46 PM View: Appendix III - Inrawell
Plant Scherer Client: Southern Company Data: Scherer PAC-CCR

	GWC-51	GWC-51
4/11/2016	2.09 (O)	
6/16/2016	6.3	
8/10/2016	6.9	
10/13/2016	6.5	
12/5/2016	6.6	
2/13/2017	6.7	
4/10/2017	6.7	
6/23/2017	6.6	
10/11/2017	6.5	
3/26/2018	6.6	
10/4/2018	6.9	
3/27/2019	7	
9/12/2019	6.8	
3/19/2020	7.3	
9/11/2020	7.7	
4/5/2021	7.8	
8/13/2021	8	
2/15/2022	7.6	
8/31/2022	7.7	
2/28/2023		7.9

Prediction Limit

Constituent: Chloride (mg/L) Analysis Run 5/26/2023 12:46 PM View: Appendix III - Inrawell
Plant Scherer Client: Southern Company Data: Scherer PAC-CCR

	GWC-52	GWC-52
4/11/2016	<0.25 (O)	
6/16/2016	7.4	
8/11/2016	8.3	
10/13/2016	7.8	
12/5/2016	8.1	
2/13/2017	8	
4/11/2017	7.6	
6/24/2017	8.3	
10/11/2017	7.9	
3/26/2018	7.8	
10/4/2018	8.1	
3/28/2019	7.5	
9/12/2019	7.7	
3/19/2020	8.2	
9/11/2020	7.9	
4/5/2021	8.2	
8/17/2021	8.3	
2/14/2022	7.6	
8/31/2022	7.6	
3/1/2023		8

Prediction Limit

Constituent: Chloride (mg/L) Analysis Run 5/26/2023 12:46 PM View: Appendix III - Inrawell
Plant Scherer Client: Southern Company Data: Scherer PAC-CCR

	GWC-53	GWC-53
4/8/2016	10.065	
6/16/2016	9.4	
8/11/2016	10	
10/13/2016	9.9	
12/6/2016	10	
2/13/2017	10	
4/11/2017	10	
6/24/2017	10	
10/11/2017	10	
3/26/2018	11	
10/4/2018	12	
3/28/2019	12	
9/12/2019	11	
3/19/2020	13	
9/11/2020	12	
4/6/2021	13	
8/13/2021	13	
2/14/2022	12	
8/31/2022	13	
2/28/2023		13

Prediction Limit

Constituent: Fluoride (mg/L) Analysis Run 5/26/2023 12:46 PM View: Appendix III - Intravel
Plant Scherer Client: Southern Company Data: Scherer PAC-CCR

	GWA-21	GWA-21
4/6/2016	0.035 (J)	
6/14/2016	<0.082	
8/10/2016	<0.082	
10/11/2016	<0.082	
12/2/2016	<0.082	
2/10/2017	<0.082	
4/10/2017	<0.082	
6/23/2017	<0.082	
10/9/2017	<0.082	
3/26/2018	<0.082	
10/3/2018	<0.082	
3/27/2019	0.035 (J)	
9/12/2019	0.04 (J)	
3/19/2020	0.059 (J)	
9/10/2020	0.044 (J)	
4/2/2021	0.028 (J)	
8/12/2021	0.04 (J)	
2/14/2022	0.058 (J)	
8/26/2022	0.092 (J)	
2/28/2023		0.076 (J)

Prediction Limit

Constituent: Fluoride (mg/L) Analysis Run 5/26/2023 12:46 PM View: Appendix III - Intravel
Plant Scherer Client: Southern Company Data: Scherer PAC-CCR

	GWA-22	GWA-22
4/8/2016	<0.082	
6/14/2016	<0.082	
8/9/2016	<0.082	
10/11/2016	<0.082	
12/5/2016	<0.082	
2/10/2017	<0.082	
4/7/2017	<0.082	
6/26/2017	<0.082	
10/9/2017	<0.082	
3/26/2018	<0.082 (D)	
10/3/2018	<0.082	
3/27/2019	0.036 (J)	
9/12/2019	0.043 (J)	
3/19/2020	0.054 (J)	
9/10/2020	0.034 (J)	
4/2/2021	0.032 (J)	
8/12/2021	0.028 (J)	
2/15/2022	0.088 (J)	
8/26/2022	0.028 (J)	
2/28/2023		0.071 (J)

Prediction Limit

Constituent: Fluoride (mg/L) Analysis Run 5/26/2023 12:46 PM View: Appendix III - IntraWell
Plant Scherer Client: Southern Company Data: Scherer PAC-CCR

	GWA-45	GWA-45
4/7/2016	0.035 (J)	
6/14/2016	<0.1	
8/9/2016	<0.1	
10/10/2016	<0.1	
12/2/2016	<0.1	
2/9/2017	<0.1	
4/7/2017	<0.1	
6/22/2017	<0.1	
10/10/2017	<0.1	
3/22/2018	<0.1 (D)	
10/3/2018	<0.1	
3/27/2019	<0.1	
9/12/2019	0.026 (J)	
3/19/2020	0.041 (J)	
9/11/2020	<0.1	
4/2/2021	<0.1	
8/12/2021	<0.1	
2/14/2022	0.052 (J)	
8/31/2022	0.033 (J)	
2/28/2023		0.069 (J)

Prediction Limit

Constituent: Fluoride (mg/L) Analysis Run 5/26/2023 12:46 PM View: Appendix III - Intrawell
Plant Scherer Client: Southern Company Data: Scherer PAC-CCR

	GWA-46	GWA-46
4/7/2016	0.024 (J)	
6/14/2016	<0.1	
8/9/2016	<0.1	
10/10/2016	<0.1	
12/2/2016	<0.1	
2/10/2017	<0.1	
4/7/2017	<0.1	
6/23/2017	<0.1	
10/10/2017	<0.1	
3/23/2018	<0.1	
10/4/2018	<0.1	
3/27/2019	0.033 (J)	
9/12/2019	<0.1	
3/19/2020	<0.1	
9/11/2020	<0.1	
4/5/2021	0.039 (J)	
8/12/2021	0.11	
2/14/2022	0.05 (J)	
8/31/2022	0.033 (J)	
2/28/2023		0.05 (J)

Prediction Limit

Constituent: Fluoride (mg/L) Analysis Run 5/26/2023 12:46 PM View: Appendix III - IntraWell
Plant Scherer Client: Southern Company Data: Scherer PAC-CCR

	GWA-47	GWA-47
4/8/2016	<0.1	
6/14/2016	<0.1	
8/9/2016	<0.1	
10/11/2016	<0.1	
12/5/2016	<0.1	
2/10/2017	<0.1	
4/7/2017	<0.1	
6/22/2017	<0.1	
10/10/2017	<0.1	
3/22/2018	<0.1	
10/5/2018	<0.1	
3/27/2019	0.041 (J)	
9/12/2019	0.041 (J)	
3/20/2020	<0.1	
9/11/2020	0.034 (J)	
4/5/2021	0.038 (J)	
8/13/2021	0.09 (J)	
2/14/2022	0.068 (J)	
8/31/2022	0.056 (J)	
2/28/2023		0.059 (J)

Prediction Limit

Constituent: Fluoride (mg/L) Analysis Run 5/26/2023 12:46 PM View: Appendix III - Intravel
Plant Scherer Client: Southern Company Data: Scherer PAC-CCR

	GWA-48	GWA-48
4/7/2016	0.044 (J)	
6/17/2016	<0.082	
8/10/2016	<0.082	
10/14/2016	<0.082	
12/19/2016	0.1 (J)	
2/13/2017	<0.082	
4/7/2017	<0.082	
6/22/2017	<0.082	
10/10/2017	<0.082	
3/23/2018	<0.082	
10/3/2018	<0.082	
3/27/2019	0.04 (J)	
9/12/2019	0.044 (J)	
3/19/2020	0.049 (J)	
9/11/2020	0.035 (J)	
4/5/2021	0.031 (J)	
8/12/2021	0.052 (J)	
2/14/2022	0.056 (J)	
8/31/2022	0.053 (J)	
2/28/2023		0.079 (J)

Prediction Limit

Constituent: Fluoride (mg/L) Analysis Run 5/26/2023 12:46 PM View: Appendix III - IntraWell
Plant Scherer Client: Southern Company Data: Scherer PAC-CCR

	GWA-49	GWA-49
4/7/2016	0.041 (J)	
6/14/2016	<0.082	
8/9/2016	<0.082	
10/11/2016	<0.082	
12/2/2016	<0.082	
2/9/2017	<0.082	
4/7/2017	<0.082	
6/22/2017	<0.082	
10/10/2017	<0.082	
3/22/2018	<0.082	
10/3/2018	<0.082	
3/27/2019	0.037 (J)	
9/12/2019	0.042 (J)	
3/19/2020	0.044 (J)	
9/10/2020	0.036 (J)	
4/6/2021	0.03 (J)	
8/12/2021	0.058 (J)	
2/14/2022	0.07 (J)	
8/30/2022	0.044 (J)	
3/1/2023		0.036 (J)

Prediction Limit

Constituent: Fluoride (mg/L) Analysis Run 5/26/2023 12:46 PM View: Appendix III - Intravel
Plant Scherer Client: Southern Company Data: Scherer PAC-CCR

	GWC-29	GWC-29
4/11/2016	0.033 (J)	
6/15/2016	<0.082	
8/10/2016	<0.082	
10/11/2016	<0.082	
12/5/2016	<0.082	
2/13/2017	<0.082	
4/10/2017	<0.082	
6/23/2017	<0.082	
10/10/2017	<0.082	
3/26/2018	<0.082	
10/4/2018	<0.082	
3/28/2019	0.033 (J)	
9/12/2019	0.042 (J)	
3/19/2020	0.042 (J)	
9/10/2020	0.04 (J)	
4/6/2021	0.031 (J)	
8/13/2021	0.065 (J)	
2/14/2022	0.074 (J)	
8/31/2022	0.082 (J)	
3/1/2023		0.042 (J)

Prediction Limit

Constituent: Fluoride (mg/L) Analysis Run 5/26/2023 12:46 PM View: Appendix III - IntraWell
Plant Scherer Client: Southern Company Data: Scherer PAC-CCR

	GWC-50	GWC-50
4/11/2016	0.027 (J)	
6/15/2016	<0.1	
8/10/2016	<0.1	
10/11/2016	<0.1	
12/2/2016	<0.1	
2/13/2017	<0.1	
4/7/2017	<0.1	
6/22/2017	<0.1	
10/10/2017	<0.1	
3/23/2018	<0.1	
10/4/2018	<0.1	
3/28/2019	0.042 (J)	
9/12/2019	0.028 (J)	
3/19/2020	0.039 (J)	
9/10/2020	<0.1	
4/6/2021	<0.1	
8/13/2021	0.048 (J)	
2/14/2022	0.057 (J)	
8/31/2022	0.065 (J)	
3/1/2023		0.029 (J)

Prediction Limit

Constituent: Fluoride (mg/L) Analysis Run 5/26/2023 12:46 PM View: Appendix III - Intravel
Plant Scherer Client: Southern Company Data: Scherer PAC-CCR

	GWC-51	GWC-51
4/11/2016	0.027 (J)	
6/16/2016	<0.1	
8/10/2016	<0.1	
10/13/2016	<0.1	
12/5/2016	<0.1	
2/13/2017	<0.1	
4/10/2017	<0.1	
6/23/2017	<0.1	
10/11/2017	<0.1	
3/26/2018	<0.1	
10/4/2018	<0.1	
3/27/2019	<0.1	
9/12/2019	0.028 (J)	
3/19/2020	0.037 (J)	
9/11/2020	0.049 (J)	
4/5/2021	<0.1	
8/13/2021	0.043 (J)	
2/15/2022	0.06 (J)	
8/31/2022	0.066 (J)	
2/28/2023		0.074 (J)

Prediction Limit

Constituent: Fluoride (mg/L) Analysis Run 5/26/2023 12:46 PM View: Appendix III - IntraWell
Plant Scherer Client: Southern Company Data: Scherer PAC-CCR

	GWC-52	GWC-52
4/11/2016	<0.082	
6/16/2016	<0.082	
8/11/2016	<0.082	
10/13/2016	<0.082	
12/5/2016	<0.082	
2/13/2017	<0.082	
4/11/2017	<0.082	
6/24/2017	<0.082	
10/11/2017	<0.082	
3/26/2018	<0.082	
10/4/2018	<0.082	
3/28/2019	0.039 (J)	
9/12/2019	0.042 (J)	
3/19/2020	0.053 (J)	
9/11/2020	0.041 (J)	
4/5/2021	0.05 (J)	
8/17/2021	0.094 (J)	
2/14/2022	0.055 (J)	
8/31/2022	0.053 (J)	
3/1/2023		0.066 (J)

Prediction Limit

Constituent: Fluoride (mg/L) Analysis Run 5/26/2023 12:46 PM View: Appendix III - Intravel
Plant Scherer Client: Southern Company Data: Scherer PAC-CCR

	GWC-53	GWC-53
4/8/2016	<0.1	
6/16/2016	<0.1	
8/11/2016	<0.1	
10/13/2016	<0.1	
12/6/2016	<0.1	
2/13/2017	<0.1	
4/11/2017	<0.1	
6/24/2017	<0.1	
10/11/2017	<0.1	
3/26/2018	<0.1	
10/4/2018	<0.1	
3/28/2019	<0.1	
9/12/2019	<0.1	
3/19/2020	<0.1	
9/11/2020	<0.1	
4/6/2021	<0.1	
8/13/2021	0.034 (J)	
2/14/2022	0.041 (J)	
8/31/2022	0.055 (J)	
2/28/2023		0.031 (J)

Prediction Limit

Constituent: pH (S.U.) Analysis Run 5/26/2023 12:46 PM View: Appendix III - IntraWell
Plant Scherer Client: Southern Company Data: Scherer PAC-CCR

	GWA-21	GWA-21
11/8/2014	5.89	
11/13/2015	5.65	
4/6/2016	5.9 (D)	
6/14/2016	5.75	
8/10/2016	5.75	
10/11/2016	5.8	
12/2/2016	5.78	
2/10/2017	5.83	
4/10/2017	5.74	
6/26/2017	5.83	
10/9/2017	5.61	
3/26/2018	5.76	
10/3/2018	5.78	
3/27/2019	5.97	
9/12/2019	5.83	
3/19/2020	5.81	
9/10/2020	5.83	
4/2/2021	6.06	
8/12/2021	5.88	
2/14/2022	5.99	
8/26/2022	5.73 (D)	
2/28/2023		5.81

Prediction Limit

Constituent: pH (S.U.) Analysis Run 5/26/2023 12:46 PM View: Appendix III - IntraWell
Plant Scherer Client: Southern Company Data: Scherer PAC-CCR

	GWA-22	GWA-22
11/8/2014	5.92	
5/21/2015	5.97	
11/13/2015	5.8	
4/8/2016	6.12	
6/14/2016	5.84	
8/9/2016	5.75	
10/11/2016	5.84	
12/5/2016	5.7	
2/10/2017	6.17	
4/7/2017	5.99	
6/26/2017	5.87	
10/9/2017	5.52	
3/26/2018	6.06	
10/3/2018	5.83	
3/27/2019	6.04	
9/12/2019	5.87	
3/19/2020	6.14	
9/10/2020	5.78	
4/2/2021	6.03	
8/12/2021	5.91	
2/15/2022	6.4	
8/26/2022	5.86 (D)	
2/28/2023		6.21

Prediction Limit

Constituent: pH (S.U.) Analysis Run 5/26/2023 12:46 PM View: Appendix III - IntraWell
Plant Scherer Client: Southern Company Data: Scherer PAC-CCR

	GWA-45	GWA-45
11/7/2014	6.26	
11/13/2015	6.02	
4/7/2016	6.48	
6/14/2016	6.05	
8/9/2016	6.05	
10/10/2016	6.02	
12/2/2016	5.95	
2/9/2017	6.24	
4/7/2017	5.95	
6/22/2017	6.02	
10/10/2017	6	
3/22/2018	6.2	
10/3/2018	6.03	
3/27/2019	6.31	
9/13/2019	5.96	
3/19/2020	6.46	
9/11/2020	5.98	
4/2/2021	5.92	
8/12/2021	5.92	
2/14/2022	6.31	
8/31/2022	6.03	
10/25/2022	5.99	
11/16/2022	6.02	
2/28/2023		5.88

Prediction Limit

Constituent: pH (S.U.) Analysis Run 5/26/2023 12:46 PM View: Appendix III - IntraWell
Plant Scherer Client: Southern Company Data: Scherer PAC-CCR

	GWA-46	GWA-46
11/7/2014	5.92	
11/13/2015	5.78	
4/7/2016	6.83	
6/14/2016	5.82	
8/1/2016	5.78	
10/10/2016	5.78	
12/2/2016	5.71	
2/10/2017	5.79	
4/7/2017	5.93	
6/23/2017	5.77	
10/10/2017	5.81	
3/23/2018	5.89	
10/4/2018	5.86	
3/27/2019	5.95	
9/12/2019	5.83	
3/19/2020	5.93	
9/11/2020	6.02	
4/5/2021	5.92	
6/1/2021	5.8	
8/12/2021	5.71	
2/14/2022	5.85	
8/31/2022	5.8	
10/25/2022	5.88	
11/16/2022	5.88	
2/28/2023		5.91

Prediction Limit

Constituent: pH (S.U.) Analysis Run 5/26/2023 12:46 PM View: Appendix III - Intrawell
Plant Scherer Client: Southern Company Data: Scherer PAC-CCR

	GWA-47	GWA-47
11/7/2014	6.54	
11/12/2015	6.43	
4/7/2016	6.45 (D)	
4/8/2016	6.45	
6/14/2016	6.4	
8/9/2016	6.43	
10/11/2016	6.34	
12/5/2016	6.46	
2/10/2017	6.33	
4/7/2017	6.38	
6/22/2017	6.45	
10/10/2017	6.44	
3/22/2018	6.46	
10/5/2018	6.47	
3/27/2019	6.52	
9/12/2019	6.49	
3/19/2020	6.39	
3/20/2020	6.39	
9/11/2020	6.59	
4/5/2021	6.59	
6/1/2021	6.46	
8/13/2021	6.33	
2/14/2022	6.6	
8/31/2022	6.53	
10/25/2022	6.48	
11/16/2022	6.51	
2/28/2023		6.52

Prediction Limit

Constituent: pH (S.U.) Analysis Run 5/26/2023 12:46 PM View: Appendix III - IntraWell
Plant Scherer Client: Southern Company Data: Scherer PAC-CCR

	GWA-48	GWA-48
11/7/2014	6.91	
11/12/2015	6.81	
4/7/2016	6.74	
6/17/2016	6.78	
8/10/2016	6.73	
10/14/2016	6.7	
12/5/2016	6.71	
2/13/2017	6.56	
4/7/2017	6.62	
6/22/2017	6.76	
10/10/2017	6.7	
3/23/2018	6.92	
10/3/2018	6.81	
3/27/2019	6.86	
9/12/2019	6.78	
3/19/2020	6.73	
9/11/2020	6.76	
4/5/2021	6.78	
6/1/2021	6.78	
8/12/2021	6.86	
2/14/2022	6.93	
8/31/2022	6.91	
10/25/2022	6.81	
11/16/2022	6.83	
2/28/2023		6.87

Prediction Limit

Constituent: pH (S.U.) Analysis Run 5/26/2023 12:46 PM View: Appendix III - IntraWell
Plant Scherer Client: Southern Company Data: Scherer PAC-CCR

	GWA-49	GWA-49
11/7/2014	6.99	
11/12/2015	7	
4/7/2016	6.85	
6/14/2016	6.83	
8/9/2016	6.77	
10/11/2016	6.83	
12/2/2016	6.79	
2/9/2017	6.65	
4/7/2017	6.75	
6/22/2017	6.85	
10/10/2017	6.84	
3/22/2018	7	
10/3/2018	6.93	
3/27/2019	6.91	
9/12/2019	6.82	
3/19/2020	6.87	
9/10/2020	6.91	
4/6/2021	6.87	
8/12/2021	6.86	
2/14/2022	7.1	
8/30/2022	7.08	
10/25/2022	6.96	
11/16/2022	6.91	
3/1/2023		6.98

Prediction Limit

Constituent: pH (S.U.) Analysis Run 5/26/2023 12:46 PM View: Appendix III - IntraWell
Plant Scherer Client: Southern Company Data: Scherer PAC-CCR

	GWC-29	GWC-29
5/22/2015	5.8	
11/13/2015	5.87	
4/11/2016	5.84	
6/15/2016	5.82	
8/10/2016	5.82	
10/11/2016	5.78	
12/5/2016	5.72	
2/13/2017	5.81	
4/10/2017	5.75	
6/23/2017	5.78	
10/10/2017	5.82	
3/26/2018	5.91	
10/4/2018	5.83	
3/28/2019	5.95	
9/12/2019	5.98	
3/19/2020	5.97	
9/10/2020	6.09	
4/6/2021	6.3	
8/13/2021	6.18	
2/14/2022	6.29	
8/31/2022	6.21	
10/25/2022	6.21	
11/16/2022	6.14	
3/1/2023		6.11

Prediction Limit

Constituent: pH (S.U.) Analysis Run 5/26/2023 12:46 PM View: Appendix III - Intravel
Plant Scherer Client: Southern Company Data: Scherer PAC-CCR

	GWC-50	GWC-50
11/8/2014	5.94	
5/22/2015	5.79	
11/13/2015	5.92	
4/11/2016	5.82	
6/15/2016	5.85	
8/10/2016	5.85	
10/11/2016	5.76	
12/2/2016	5.76	
2/13/2017	5.8	
4/7/2017	5.75	
6/22/2017	5.83	
10/10/2017	5.76	
3/23/2018	5.98	
10/4/2018	5.85	
3/28/2019	5.71	
9/13/2019	5.78	
3/19/2020	5.78	
9/10/2020	5.78	
4/6/2021	5.76	
8/13/2021	5.86	
2/14/2022	5.9	
8/31/2022	5.85	
10/25/2022	5.89	
11/16/2022	5.81	
3/1/2023		5.69

Prediction Limit

Constituent: pH (S.U.) Analysis Run 5/26/2023 12:46 PM View: Appendix III - IntraWell
Plant Scherer Client: Southern Company Data: Scherer PAC-CCR

	GWC-51	GWC-51
11/7/2014	5.95	
5/22/2015	5.84	
5/25/2015	8.36 (o)	
11/13/2015	5.82	
4/11/2016	5.88	
6/16/2016	5.85	
8/10/2016	5.83	
10/13/2016	5.84	
12/5/2016	5.81	
2/13/2017	5.76	
4/10/2017	5.78	
6/23/2017	5.82	
10/11/2017	5.83	
3/26/2018	5.98	
10/4/2018	5.85	
3/27/2019	5.94	
9/12/2019	5.86	
3/19/2020	5.9	
9/11/2020	5.84	
4/5/2021	5.99	
6/2/2021	5.87	
8/13/2021	5.92	
2/15/2022	6.02	
8/31/2022	5.91	
10/25/2022	5.94	
11/16/2022	5.87	
2/28/2023		5.86

Prediction Limit

Constituent: pH (S.U.) Analysis Run 5/26/2023 12:46 PM View: Appendix III - Intrawell
Plant Scherer Client: Southern Company Data: Scherer PAC-CCR

	GWC-52	GWC-52
11/7/2014	6.75	
5/22/2015	6.65	
5/25/2015	7.63 (o)	
11/13/2015	6.77	
4/11/2016	6.64	
6/16/2016	6.6	
8/11/2016	6.61	
10/13/2016	6.64	
12/5/2016	6.63	
2/13/2017	6.59	
4/11/2017	6.53	
6/26/2017	6.6	
10/11/2017	6.61	
3/26/2018	6.77	
10/4/2018	6.67	
3/28/2019	6.71	
9/12/2019	6.68	
3/19/2020	6.64	
9/11/2020	6.64	
4/5/2021	6.68	
6/2/2021	6.6	
8/17/2021	6.63	
2/14/2022	6.79	
8/31/2022	6.74	
10/25/2022	6.65	
11/16/2022	6.65	
3/1/2023		6.59

Prediction Limit

Constituent: pH (S.U.) Analysis Run 5/26/2023 12:46 PM View: Appendix III - IntraWell
Plant Scherer Client: Southern Company Data: Scherer PAC-CCR

	GWC-53	GWC-53
11/7/2014	5.67	
5/25/2015	7.725 (oD)	
11/13/2015	5.52	
4/8/2016	5.63	
6/16/2016	5.56	
8/11/2016	5.56	
10/13/2016	5.61	
12/6/2016	5.48	
2/13/2017	5.57	
4/11/2017	5.52	
6/26/2017	5.56	
10/11/2017	5.51	
3/26/2018	5.78	
10/4/2018	5.56	
3/28/2019	5.67	
9/13/2019	5.55	
3/19/2020	5.65	
9/11/2020	5.69	
4/6/2021	5.67	
8/13/2021	5.47	
2/14/2022	5.65	
8/31/2022	5.59	
10/25/2022	5.64	
11/16/2022	5.65	
2/28/2023		5.66

Prediction Limit

Constituent: Sulfate (mg/L) Analysis Run 5/26/2023 12:46 PM View: Appendix III - IntraWell
Plant Scherer Client: Southern Company Data: Scherer PAC-CCR

	GWA-21	GWA-21
4/6/2016	0.813 (J)	
6/14/2016	<1.1	
8/10/2016	0.9 (J)	
10/11/2016	0.99 (J)	
12/2/2016	0.99 (J)	
2/10/2017	1.4	
4/10/2017	1.6	
6/23/2017	1.8	
10/9/2017	2.5	
3/26/2018	2.3	
10/3/2018	1.9	
3/27/2019	0.81 (J)	
9/12/2019	1.3	
3/19/2020	0.92 (J)	
9/10/2020	1.3	
4/2/2021	0.99 (J)	
8/12/2021	1.8	
2/14/2022	1	
8/26/2022	2.7	
2/28/2023		2.7

Prediction Limit

Constituent: Sulfate (mg/L) Analysis Run 5/26/2023 12:46 PM View: Appendix III - IntraWell
Plant Scherer Client: Southern Company Data: Scherer PAC-CCR

	GWA-22	GWA-22
4/8/2016	<1	
6/14/2016	<1	
8/9/2016	<1	
10/11/2016	<1	
12/5/2016	<1	
2/10/2017	<1	
4/7/2017	<1	
6/26/2017	<1	
10/9/2017	<1	
3/26/2018	<1 (D)	
10/3/2018	<1	
3/27/2019	<1	
9/12/2019	0.38 (J)	
3/19/2020	<1	
9/10/2020	<1	
4/2/2021	<1	
8/12/2021	<1	
2/15/2022	0.87 (J)	
8/26/2022	<1	
2/28/2023		1.7

Prediction Limit

Constituent: Sulfate (mg/L) Analysis Run 5/26/2023 12:46 PM View: Appendix III - IntraWell
Plant Scherer Client: Southern Company Data: Scherer PAC-CCR

	GWA-45	GWA-45
4/7/2016	107.095	
6/14/2016	160	
8/9/2016	130	
10/10/2016	140	
12/2/2016	150	
2/9/2017	150	
4/7/2017	140	
6/22/2017	160	
10/10/2017	160	
3/22/2018	150 (D)	
10/3/2018	140	
3/27/2019	140	
9/12/2019	170	
3/19/2020	150	
9/11/2020	170	
4/2/2021	180	
8/12/2021	180	
2/14/2022	130	
8/31/2022	170	
2/28/2023		170

Prediction Limit

Constituent: Sulfate (mg/L) Analysis Run 5/26/2023 12:46 PM View: Appendix III - IntraWell
Plant Scherer Client: Southern Company Data: Scherer PAC-CCR

	GWA-46	GWA-46
4/7/2016	0.594 (J)	
6/14/2016	<1	
8/9/2016	<1	
10/10/2016	<1	
12/2/2016	<1	
2/10/2017	<1	
4/7/2017	<1	
6/23/2017	<1	
10/10/2017	<1	
3/23/2018	<1	
10/4/2018	<1	
3/27/2019	0.52 (J)	
9/12/2019	0.61 (J)	
3/19/2020	0.39 (J)	
9/11/2020	0.99 (J)	
4/5/2021	<1	
8/12/2021	1	
2/14/2022	<1	
8/31/2022	1.1	
2/28/2023		1.7

Prediction Limit

Constituent: Sulfate (mg/L) Analysis Run 5/26/2023 12:46 PM View: Appendix III - IntraWell
Plant Scherer Client: Southern Company Data: Scherer PAC-CCR

	GWA-47	GWA-47
4/8/2016	<1	
6/14/2016	<1	
8/9/2016	<1	
10/11/2016	<1	
12/5/2016	<1	
2/10/2017	<1	
4/7/2017	<1	
6/22/2017	<1	
10/10/2017	<1	
3/22/2018	<1	
10/5/2018	<1	
3/27/2019	<1	
9/12/2019	0.4 (J)	
3/20/2020	0.58 (J)	
9/11/2020	0.39 (J)	
4/5/2021	<1	
8/13/2021	<1	
2/14/2022	<1	
8/31/2022	1.1	
2/28/2023		1.6

Prediction Limit

Constituent: Sulfate (mg/L) Analysis Run 5/26/2023 12:46 PM View: Appendix III - IntraWell
Plant Scherer Client: Southern Company Data: Scherer PAC-CCR

	GWA-48	GWA-48
4/7/2016	1.522	
6/17/2016	1.1	
8/10/2016	1.1	
10/14/2016	0.89 (J)	
12/19/2016	1.2	
2/13/2017	1.4	
4/7/2017	1.2	
6/22/2017	1.1	
10/10/2017	0.92 (J)	
3/23/2018	1.3	
10/3/2018	1.2	
3/27/2019	1.6	
9/12/2019	1.2	
3/19/2020	1.5	
9/11/2020	1.3	
4/5/2021	1.3	
8/12/2021	1	
2/14/2022	1.2	
8/31/2022	1.6	
2/28/2023		2.5

Prediction Limit

Constituent: Sulfate (mg/L) Analysis Run 5/26/2023 12:46 PM View: Appendix III - Intravel
Plant Scherer Client: Southern Company Data: Scherer PAC-CCR

	GWA-49	GWA-49
4/7/2016	0.507 (J)	
6/14/2016	<1	
8/9/2016	<1	
10/11/2016	<1	
12/2/2016	<1	
2/9/2017	<1	
4/7/2017	<1	
6/22/2017	<1	
10/10/2017	<1	
3/22/2018	<1	
10/3/2018	<1	
3/27/2019	0.56 (J)	
9/12/2019	0.77 (J)	
3/19/2020	0.56 (J)	
9/10/2020	0.42 (J)	
4/6/2021	<1	
8/12/2021	<1	
2/14/2022	0.85 (J)	
8/30/2022	0.76 (J)	
3/1/2023		1.2

Prediction Limit

Constituent: Sulfate (mg/L) Analysis Run 5/26/2023 12:46 PM View: Appendix III - IntraWell
Plant Scherer Client: Southern Company Data: Scherer PAC-CCR

	GWC-29	GWC-29
4/11/2016	2.15	
6/15/2016	<2.5	
8/10/2016	2.5	
10/11/2016	2.7	
12/5/2016	2.6	
2/13/2017	2.4	
4/10/2017	2.3	
6/23/2017	2.5	
10/10/2017	2.5	
3/26/2018	2.4	
10/4/2018	2.8	
3/28/2019	3.2	
9/12/2019	3.2	
3/19/2020	3.2	
9/10/2020	2.7	
4/6/2021	2.5	
8/13/2021	2.7	
2/14/2022	2.9	
8/31/2022	2.8	
3/1/2023		2.4

Prediction Limit

Constituent: Sulfate (mg/L) Analysis Run 5/26/2023 12:46 PM View: Appendix III - IntraWell
Plant Scherer Client: Southern Company Data: Scherer PAC-CCR

	GWC-50	GWC-50
4/11/2016	<1	
6/15/2016	<1	
8/10/2016	<1	
10/11/2016	<1	
12/2/2016	<1	
2/13/2017	<1	
4/7/2017	<1	
6/22/2017	<1	
10/10/2017	<1	
3/23/2018	<1	
10/4/2018	<1	
3/28/2019	0.38 (J)	
9/12/2019	<1	
3/19/2020	<1	
9/10/2020	<1	
4/6/2021	<1	
8/13/2021	<1	
2/14/2022	<1	
8/31/2022	0.88 (J)	
3/1/2023		170

Prediction Limit

Constituent: Sulfate (mg/L) Analysis Run 5/26/2023 12:46 PM View: Appendix III - IntraWell
Plant Scherer Client: Southern Company Data: Scherer PAC-CCR

	GWC-51	GWC-51
4/11/2016	0.415 (J)	
6/16/2016	<0.7	
8/10/2016	<0.7	
10/13/2016	<0.7	
12/5/2016	<0.7	
2/13/2017	<0.7	
4/10/2017	<0.7	
6/23/2017	<0.7	
10/11/2017	<0.7	
3/26/2018	<0.7	
10/4/2018	<0.7	
3/27/2019	2.7	
9/12/2019	0.65 (J)	
3/19/2020	0.71 (J)	
9/11/2020	2.6	
4/5/2021	1.7	
8/13/2021	1.4	
2/15/2022	1.8	
8/31/2022	2.4	
2/28/2023		3.2

Prediction Limit

Constituent: Sulfate (mg/L) Analysis Run 5/26/2023 12:46 PM View: Appendix III - Intravel
Plant Scherer Client: Southern Company Data: Scherer PAC-CCR

	GWC-52	GWC-52
4/11/2016	<1	
6/16/2016	10	
8/11/2016	9.8	
10/13/2016	11	
12/5/2016	13	
2/13/2017	14	
4/11/2017	12	
6/24/2017	12	
10/11/2017	13	
3/26/2018	20	
10/4/2018	23	
3/28/2019		29
9/12/2019		34
3/19/2020		40
9/11/2020		39
4/5/2021		57
8/17/2021		54
2/14/2022		56
8/31/2022		65
3/1/2023		70

Prediction Limit

Constituent: Sulfate (mg/L) Analysis Run 5/26/2023 12:46 PM View: Appendix III - IntraWell
Plant Scherer Client: Southern Company Data: Scherer PAC-CCR

	GWC-53	GWC-53
4/8/2016	135.355	
6/16/2016	140	
8/11/2016	130	
10/13/2016	140	
12/6/2016	150	
2/13/2017	160	
4/11/2017	130	
6/24/2017	160	
10/11/2017	160	
3/26/2018	160	
10/4/2018	170	
3/28/2019	170	
9/12/2019	170	
3/19/2020	170	
9/11/2020	160	
4/6/2021	160	
8/13/2021	170	
2/14/2022	150	
8/31/2022	170	
2/28/2023		170

Prediction Limit

Constituent: Total Dissolved Solids (mg/L) Analysis Run 5/26/2023 12:46 PM View: Appendix III - Intrawell
Plant Scherer Client: Southern Company Data: Scherer PAC-CCR

	GWA-21	GWA-21
4/6/2016	51	
6/14/2016	62	
8/10/2016	70	
10/11/2016	84	
12/2/2016	74	
2/10/2017	100	
4/10/2017	82	
6/23/2017	72	
10/9/2017	82	
3/26/2018	94	
10/3/2018	72	
3/27/2019	98	
9/12/2019	130	
3/19/2020	100	
9/10/2020	110	
4/2/2021	100	
8/12/2021	98	
2/14/2022	100	
8/26/2022	110	
2/28/2023		98

Prediction Limit

Constituent: Total Dissolved Solids (mg/L) Analysis Run 5/26/2023 12:46 PM View: Appendix III - Intrawell
Plant Scherer Client: Southern Company Data: Scherer PAC-CCR

	GWA-22	GWA-22
4/8/2016	74	
6/14/2016	111	
8/9/2016	44	
10/11/2016	64	
12/5/2016	52	
2/10/2017	86	
4/7/2017	68	
6/26/2017	76	
10/9/2017	50	
3/26/2018	56	
10/3/2018	42	
3/27/2019	76	
9/12/2019	72	
3/19/2020	65	
9/10/2020	56	
4/2/2021	69	
8/12/2021	68	
2/15/2022	85	
8/26/2022	83	
2/28/2023		99

Prediction Limit

Constituent: Total Dissolved Solids (mg/L) Analysis Run 5/26/2023 12:46 PM View: Appendix III - Intrawell
Plant Scherer Client: Southern Company Data: Scherer PAC-CCR

	GWA-45	GWA-45
4/7/2016	237	
6/14/2016	240	
8/9/2016	230	
10/10/2016	240	
12/2/2016	270	
2/9/2017	240	
4/7/2017	260	
6/22/2017	300	
10/10/2017	280	
3/22/2018	310	
10/3/2018	190	
3/27/2019	290	
9/12/2019	340	
3/19/2020	310	
9/11/2020	340	
4/2/2021	360	
8/12/2021	330	
2/14/2022	290	
11/16/2022	300	
2/28/2023		320

Prediction Limit

Constituent: Total Dissolved Solids (mg/L) Analysis Run 5/26/2023 12:46 PM View: Appendix III - Intrawell
Plant Scherer Client: Southern Company Data: Scherer PAC-CCR

	GWA-46	GWA-46
4/7/2016	69	
6/14/2016	<25	
8/9/2016	40	
10/10/2016	34	
12/2/2016	50	
2/10/2017	60	
4/7/2017	70	
6/23/2017	42	
10/10/2017	34	
3/23/2018	52	
10/4/2018	48	
3/27/2019	66	
9/12/2019	97	
3/19/2020	51	
9/11/2020	51	
4/5/2021	46	
8/12/2021	55	
2/14/2022	68	
11/16/2022	55	
2/28/2023		64

Prediction Limit

Constituent: Total Dissolved Solids (mg/L) Analysis Run 5/26/2023 12:46 PM View: Appendix III - Intrawell
Plant Scherer Client: Southern Company Data: Scherer PAC-CCR

	GWA-47	GWA-47
4/8/2016	89	
6/14/2016	55	
8/9/2016	90	
10/11/2016	86	
12/5/2016	74	
2/10/2017	100	
4/7/2017	92	
6/22/2017	64	
10/10/2017	68	
3/22/2018	92	
10/5/2018	90	
3/27/2019	94	
9/12/2019	88	
3/20/2020	99	
9/11/2020	110	
4/5/2021	63	
8/13/2021	110	
2/14/2022	94	
11/16/2022	94	
2/28/2023		120

Prediction Limit

Constituent: Total Dissolved Solids (mg/L) Analysis Run 5/26/2023 12:46 PM View: Appendix III - Intrawell
Plant Scherer Client: Southern Company Data: Scherer PAC-CCR

	GWA-48	GWA-48
4/7/2016	100	
6/17/2016	69	
8/10/2016	110	
10/14/2016	100	
12/19/2016	100	
2/13/2017	80	
4/7/2017	86	
6/22/2017	72	
10/10/2017	70	
3/23/2018	86	
10/3/2018	88	
3/27/2019	100	
9/12/2019	110	
3/19/2020	97	
9/11/2020	120	
4/5/2021	99	
8/12/2021	100	
2/14/2022	100	
11/16/2022	100	
2/28/2023		110

Prediction Limit

Constituent: Total Dissolved Solids (mg/L) Analysis Run 5/26/2023 12:46 PM View: Appendix III - Intrawell
Plant Scherer Client: Southern Company Data: Scherer PAC-CCR

	GWA-49	GWA-49
4/7/2016	114	
6/14/2016	56 (O)	
8/9/2016	100	
10/11/2016	110	
12/2/2016	94	
2/9/2017	100	
4/7/2017	100	
6/22/2017	110	
10/10/2017	100	
3/22/2018	100	
10/3/2018	96	
3/27/2019	120	
9/12/2019	120	
3/19/2020	110	
9/10/2020	130	
4/6/2021	110	
8/12/2021	120	
2/14/2022	110	
11/16/2022	110	
3/1/2023		120

Prediction Limit

Constituent: Total Dissolved Solids (mg/L) Analysis Run 5/26/2023 12:46 PM View: Appendix III - Intrawell
Plant Scherer Client: Southern Company Data: Scherer PAC-CCR

	GWC-29	GWC-29
4/11/2016	88	
6/15/2016	114	
8/10/2016	82	
10/11/2016	92	
12/5/2016	86	
2/13/2017	62	
4/10/2017	60	
6/23/2017	74	
10/10/2017	86	
3/26/2018	58 (J)	
10/4/2018	130	
3/28/2019	88	
9/12/2019	110	
3/19/2020	110	
9/10/2020	120	
4/6/2021	110	
8/13/2021	120	
2/14/2022	120	
11/16/2022	110	
3/1/2023		130

Prediction Limit

Constituent: Total Dissolved Solids (mg/L) Analysis Run 5/26/2023 12:46 PM View: Appendix III - Intrawell
Plant Scherer Client: Southern Company Data: Scherer PAC-CCR

	GWC-50	GWC-50
4/11/2016	79	
6/15/2016	79	
8/10/2016	72	
10/11/2016	76	
12/2/2016	60	
2/13/2017	58	
4/7/2017	68	
6/22/2017	16	
10/10/2017	44	
3/23/2018	96	
10/4/2018	110	
3/28/2019	65	
9/12/2019	89	
3/19/2020	64	
9/10/2020	82	
4/6/2021	49	
8/13/2021	72	
2/14/2022	79	
11/16/2022	76	
3/1/2023		290

Prediction Limit

Constituent: Total Dissolved Solids (mg/L) Analysis Run 5/26/2023 12:46 PM View: Appendix III - Intrawell

Plant Scherer Client: Southern Company Data: Scherer PAC-CCR

	GWC-51	GWC-51
4/11/2016	88	
6/16/2016	74	
8/10/2016	66	
10/13/2016	72	
12/5/2016	70	
2/13/2017	12 (O)	
4/10/2017	80	
6/23/2017	66	
10/11/2017	56	
3/26/2018	72	
10/4/2018	96	
3/27/2019	76	
9/12/2019	110	
3/19/2020	66	
9/11/2020	87	
4/5/2021	66	
8/13/2021	92	
2/15/2022	67	
11/16/2022	89	
2/28/2023		84

Prediction Limit

Constituent: Total Dissolved Solids (mg/L) Analysis Run 5/26/2023 12:46 PM View: Appendix III - Intrawell
Plant Scherer Client: Southern Company Data: Scherer PAC-CCR

	GWC-52	GWC-52
4/11/2016	103	
6/16/2016	117	
8/11/2016	94	
10/13/2016	110	
12/5/2016	130	
2/13/2017	92	
4/11/2017	120	
6/24/2017	120	
10/11/2017	120	
3/26/2018	98	
10/4/2018	190	
3/28/2019	140	
9/12/2019	160	
3/19/2020	160	
9/11/2020	170	
4/5/2021	170	
8/17/2021	180	
2/14/2022	150	
11/16/2022	180	
3/1/2023		190

Prediction Limit

Constituent: Total Dissolved Solids (mg/L) Analysis Run 5/26/2023 12:46 PM View: Appendix III - Intrawell
Plant Scherer Client: Southern Company Data: Scherer PAC-CCR

	GWC-53	GWC-53
4/8/2016	237	
6/16/2016	231	
8/11/2016	190	
10/13/2016	230	
12/6/2016	260	
2/13/2017	230	
4/11/2017	210	
6/24/2017	250	
10/11/2017	280	
3/26/2018	240	
10/4/2018	320	
3/28/2019	280	
9/12/2019	300	
3/19/2020	270	
9/11/2020	290	
4/6/2021	250	
8/13/2021	290	
2/14/2022	280	
11/16/2022	270	
2/28/2023		280

FIGURE I.

Appendix III Interwell Prediction Limits - Two-Step - Significant Results

Plant Scherer Client: Southern Company Data: Scherer PAC-CCR Printed 5/26/2023, 12:48 PM

Constituent	Well	Upper Lim.	Lower Lim.	Date	Observ.	Sig.	Bg N	Bg Mean	Std. Dev.	%NDs	ND Adj.	Transform	Alpha	Method
Chloride (mg/L)	GWC-50	13	n/a	3/1/2023	14	Yes	139	n/a	n/a	0	n/a	n/a	0.0001014	NP Inter (normality) 1 of 2

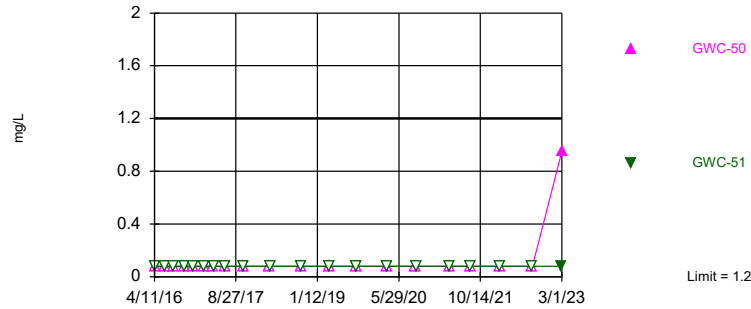
Appendix III Interwell Prediction Limits - Two-Step - All Results

Plant Scherer Client: Southern Company Data: Scherer PAC-CCR Printed 5/26/2023, 12:48 PM

Constituent	Well	Upper Lim.	Lower Lim.	Date	Observ.	Sig.	Bg N	Bg Mean	Std. Dev.	%NDs	ND Adj.	Transform	Alpha	Method
Boron (mg/L)	GWC-50	1.2	n/a	3/1/2023	0.95	No	140	n/a	n/a	80	n/a	n/a	0.00009967	NP Inter (NDs) 1 of 2
Boron (mg/L)	GWC-51	1.2	n/a	2/28/2023	0.08	No	140	n/a	n/a	80	n/a	n/a	0.00009967	NP Inter (NDs) 1 of 2
Calcium (mg/L)	GWC-29	45	n/a	3/1/2023	19	No	140	n/a	n/a	0	n/a	n/a	0.00009967	NP Inter (normality) 1 of 2
Calcium (mg/L)	GWC-50	45	n/a	3/1/2023	20	No	140	n/a	n/a	0	n/a	n/a	0.00009967	NP Inter (normality) 1 of 2
Calcium (mg/L)	GWC-52	45	n/a	3/1/2023	25	No	140	n/a	n/a	0	n/a	n/a	0.00009967	NP Inter (normality) 1 of 2
Chloride (mg/L)	GWC-50	13	n/a	3/1/2023	14	Yes	139	n/a	n/a	0	n/a	n/a	0.0001014	NP Inter (normality) 1 of 2
Sulfate (mg/L)	GWC-50	180	n/a	3/1/2023	170	No	140	n/a	n/a	40.71	n/a	n/a	0.00009967	NP Inter (normality) 1 of 2
Sulfate (mg/L)	GWC-51	180	n/a	2/28/2023	3.2	No	140	n/a	n/a	40.71	n/a	n/a	0.00009967	NP Inter (normality) 1 of 2
Sulfate (mg/L)	GWC-52	180	n/a	3/1/2023	70	No	140	n/a	n/a	40.71	n/a	n/a	0.00009967	NP Inter (normality) 1 of 2
Total Dissolved Solids (mg/L)	GWC-50	360	n/a	3/1/2023	290	No	139	n/a	n/a	0.7194	n/a	n/a	0.0001014	NP Inter (normality) 1 of 2

Within Limit

Prediction Limit
Interwell Non-parametric

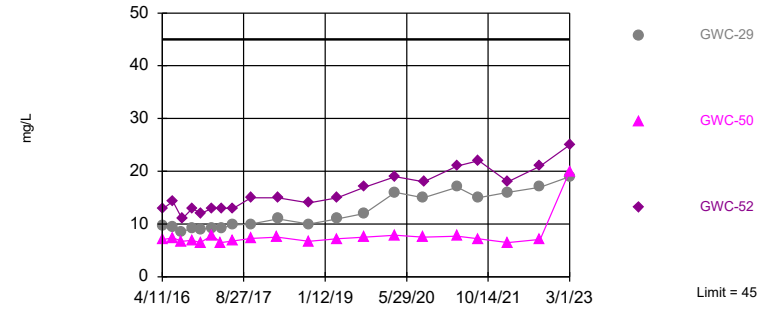


Non-parametric test used in lieu of parametric prediction limit because censored data exceeded 50%. Limit is highest of 140 background values. 80% NDs. Annual per-constituent alpha = 0.0009963. Individual comparison alpha = 0.00009967 (1 of 2). Comparing 2 points to limit. Assumes 3 future values.

Constituent: Boron Analysis Run 5/26/2023 12:48 PM View: Appendix III - Two-Step
Plant Scherer Client: Southern Company Data: Scherer PAC-CCR

Within Limit

Prediction Limit
Interwell Non-parametric

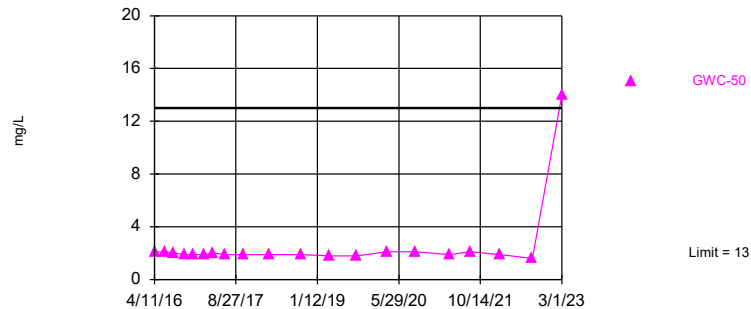


Non-parametric test used in lieu of parametric prediction limit because the Chi Squared normality test showed the data to be non-normal at the 0.01 alpha level. Limit is highest of 140 background values. Annual per-constituent alpha = 0.0009963. Individual comparison alpha = 0.00009967 (1 of 2). Comparing 3 points to limit. Assumes 2 future values.

Constituent: Calcium Analysis Run 5/26/2023 12:48 PM View: Appendix III - Two-Step
Plant Scherer Client: Southern Company Data: Scherer PAC-CCR

Exceeds Limit: GWC-50

Prediction Limit
Interwell Non-parametric

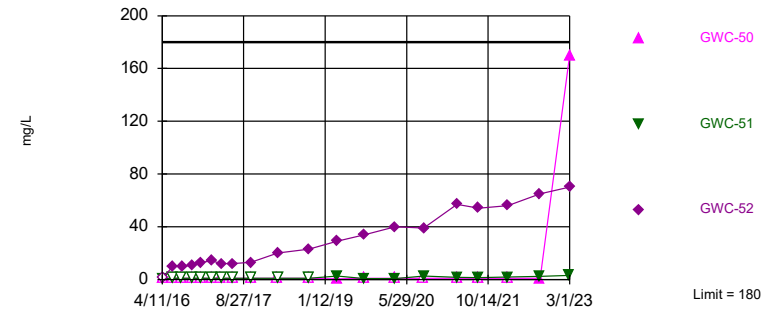


Non-parametric test used in lieu of parametric prediction limit because the Chi Squared normality test showed the data to be non-normal at the 0.01 alpha level. Limit is highest of 139 background values. Annual per-constituent alpha = 0.001014. Individual comparison alpha = 0.0001014 (1 of 2). Assumes 4 future values.

Constituent: Chloride Analysis Run 5/26/2023 12:48 PM View: Appendix III - Two-Step
Plant Scherer Client: Southern Company Data: Scherer PAC-CCR

Within Limit

Prediction Limit
Interwell Non-parametric

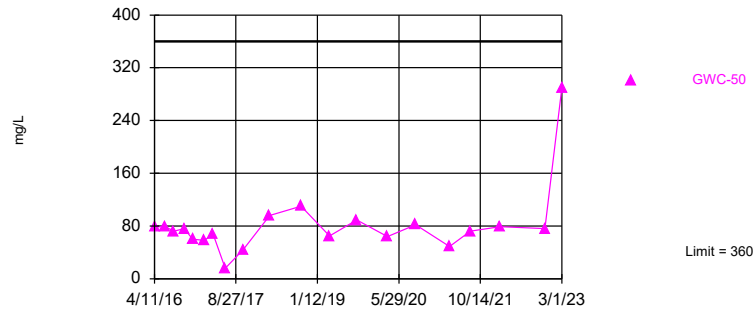


Non-parametric test used in lieu of parametric prediction limit because the Chi Squared normality test showed the data to be non-normal at the 0.01 alpha level. Limit is highest of 140 background values. 40.71% NDs. Annual per-constituent alpha = 0.0009963. Individual comparison alpha = 0.00009967 (1 of 2). Comparing 3 points to limit. Assumes 2 future values.

Constituent: Sulfate Analysis Run 5/26/2023 12:48 PM View: Appendix III - Two-Step
Plant Scherer Client: Southern Company Data: Scherer PAC-CCR

Within Limit

Prediction Limit Interwell Non-parametric



Non-parametric test used in lieu of parametric prediction limit because the Chi Squared normality test showed the data to be non-normal at the 0.01 alpha level. Limit is highest of 139 background values. 0.7194% NDs. Annual per-constituent alpha = 0.001014. Individual comparison alpha = 0.0001014 (1 of 2). Assumes 4 future values.

Constituent: Total Dissolved Solids Analysis Run 5/26/2023 12:48 PM View: Appendix III - Two-Step
Plant Scherer Client: Southern Company Data: Scherer PAC-CCR

Prediction Limit

Constituent: Boron (mg/L) Analysis Run 5/26/2023 12:48 PM View: Appendix III - Two-Step

Plant Scherer Client: Southern Company Data: Scherer PAC-CCR

	GWA-21 (bg)	GWA-48 (bg)	GWA-46 (bg)	GWA-49 (bg)	GWA-45 (bg)	GWA-47 (bg)	GWA-22 (bg)	GWC-50	GWC-51
4/6/2016	<0.08								
4/7/2016		<0.08	<0.08	<0.08	0.0657 (J)				
4/8/2016						<0.08	<0.08		
4/11/2016								<0.08	<0.08
6/14/2016	0.0012 (J)		<0.08	<0.08	0.12	0.00079 (J)	<0.08		
6/15/2016								<0.08	
6/16/2016									<0.08
6/17/2016		<0.08							
8/9/2016			<0.08	<0.08	0.22	<0.08	<0.08		
8/10/2016	<0.08	<0.08						<0.08	<0.08
10/10/2016			<0.08		0.52				
10/11/2016	<0.08			<0.08		<0.08	<0.08	<0.08	
10/13/2016									<0.08
10/14/2016		<0.08							
12/2/2016	<0.08		<0.08	<0.08	0.65			<0.08	
12/5/2016						<0.08	<0.08		<0.08
12/19/2016		<0.08							
2/9/2017				<0.08	0.57				
2/10/2017	<0.08		<0.08			<0.08	<0.08		
2/13/2017		<0.08						<0.08	<0.08
4/7/2017		<0.08	<0.08	<0.08	0.5	<0.08	<0.08	<0.08	
4/10/2017	<0.08								<0.08
6/22/2017		<0.08		<0.08	0.48	<0.08		<0.08	
6/23/2017	<0.08		<0.08						<0.08
6/26/2017							<0.08		
10/9/2017	<0.08						<0.08		
10/10/2017		<0.08	<0.08	<0.08	0.79	<0.08		<0.08	
10/11/2017									<0.08
3/22/2018				<0.08	0.66	<0.08			
3/23/2018		<0.08	<0.08					<0.08	
3/26/2018	<0.08						<0.08 (D)		<0.08
10/3/2018	<0.08	<0.08		<0.08	0.89		<0.08		
10/4/2018			<0.08					<0.08	<0.08
10/5/2018						<0.08			
3/27/2019	<0.08	<0.08	<0.08	<0.08	0.74	<0.08	<0.08		<0.08
3/28/2019								<0.08	
9/12/2019	0.053	<0.08	<0.08	<0.08	0.91	<0.08	<0.08	<0.08	<0.08
3/19/2020	<0.08	<0.08	<0.08	<0.08	0.86		<0.08	<0.08	<0.08
3/20/2020						<0.08			
9/10/2020	<0.08			<0.08			<0.08	<0.08	
9/11/2020		<0.08	<0.08		1	<0.08			<0.08
4/2/2021	<0.08				1.1		<0.08		
4/5/2021		0.044 (J)	<0.08			<0.08			<0.08
4/6/2021				<0.08				<0.08	
8/12/2021	<0.08	<0.08	<0.08	<0.08	1.1		<0.08		
8/13/2021						<0.08		<0.08	<0.08
2/14/2022	<0.08	<0.08	<0.08	<0.08	0.86	<0.08		<0.08	
2/15/2022							<0.08		<0.08
8/26/2022	<0.08						<0.08		
8/30/2022				<0.08					
8/31/2022		<0.08	<0.08		1.2	<0.08		<0.08	<0.08
2/28/2023	<0.08	0.12	0.11		1.1	0.034 (J)	0.19		0.08

Prediction Limit

Constituent: Boron (mg/L) Analysis Run 5/26/2023 12:48 PM View: Appendix III - Two-Step
Plant Scherer Client: Southern Company Data: Scherer PAC-CCR

3/1/2023	GWA-21 (bg)	GWA-48 (bg)	GWA-46 (bg)	GWA-49 (bg)	GWA-45 (bg)	GWA-47 (bg)	GWA-22 (bg)	GWC-50	GWC-51
				<0.08				0.95	

Prediction Limit

Constituent: Calcium (mg/L) Analysis Run 5/26/2023 12:48 PM View: Appendix III - Two-Step

Plant Scherer Client: Southern Company Data: Scherer PAC-CCR

	GWA-21 (bg)	GWA-49 (bg)	GWA-46 (bg)	GWA-45 (bg)	GWA-48 (bg)	GWA-22 (bg)	GWA-47 (bg)	GWC-50	GWC-29
4/6/2016	9.27								
4/7/2016		15.3	6.57	38.4	12.6				
4/8/2016						8.6	10.7		
4/11/2016								7.04	9.7
6/14/2016	8.2	14.2	5.5	32.9		6.8	11.3		
6/15/2016								7.4	9.5
6/16/2016									
6/17/2016					12.4				
8/9/2016		13	4.6	29		6.2	9.6		
8/10/2016	6.9				11			6.7	8.5
8/11/2016									
10/10/2016			5.3	33					
10/11/2016	7.6	14				6.2	11	6.9	9.3
10/13/2016									
10/14/2016					13				
12/2/2016	7.4	13	5.1	33				6.5	
12/5/2016						5.5	10		9
12/19/2016					11				
2/9/2017		14		42					
2/10/2017	11		5.8			7.8	11		
2/13/2017					13			7.9	9.2
4/7/2017		14	5.2	35	12	7.3	10	6.5	
4/10/2017	9.7								9.2
4/11/2017									
6/22/2017		14		38	13		11	6.8	
6/23/2017	9.2		5.7						9.8
6/24/2017									
6/26/2017						6.8			
10/9/2017	9.4					5.8			
10/10/2017		15	5.8	40	13		11	7.3	10
10/11/2017									
3/22/2018		14		39 (D)			11		
3/23/2018			6.6		13			7.5	
3/26/2018	9.3					8.7			11
10/3/2018	7.8	14		41	12	6.1			
10/4/2018			5.4					6.7	10
10/5/2018							11		
3/27/2019	9.5	15	6.1	39	13	7.1	11		
3/28/2019								7.2	11
9/12/2019	8.8	14	5.7	36	13	6.1	12	7.5	12
3/19/2020	11	15	6.7	45	14	9.7		7.9	16
3/20/2020							12		
9/10/2020	8.2	14				5.9		7.5	15
9/11/2020			5.5	30	12		11		
4/2/2021	9.2			29		9			
4/5/2021			7		13		13		
4/6/2021		16						7.7	17
8/12/2021	7.2	14	6.1	26	12	6			
8/13/2021							11	7.2	15
8/17/2021									
2/14/2022	8	13	5.9	26	11		11	6.5	16
2/15/2022						9.6			

Prediction Limit

Constituent: Calcium (mg/L) Analysis Run 5/26/2023 12:48 PM View: Appendix III - Two-Step
Plant Scherer Client: Southern Company Data: Scherer PAC-CCR

	GWA-21 (bg)	GWA-49 (bg)	GWA-46 (bg)	GWA-45 (bg)	GWA-48 (bg)	GWA-22 (bg)	GWA-47 (bg)	GWC-50	GWC-29
8/26/2022	6.8					7.8			
8/30/2022		14							
8/31/2022			5.7	23	12		12	7.1	17
2/28/2023	8.1		6.6	23	13	11	13		
3/1/2023		15						20	19

Prediction Limit

Constituent: Calcium (mg/L) Analysis Run 5/26/2023 12:48 PM View: Appendix III - Two-Step
Plant Scherer Client: Southern Company Data: Scherer PAC-CCR

GWC-52

4/6/2016	
4/7/2016	
4/8/2016	
4/11/2016	12.8
6/14/2016	
6/15/2016	
6/16/2016	14.3
6/17/2016	
8/9/2016	
8/10/2016	
8/11/2016	11
10/10/2016	
10/11/2016	
10/13/2016	13
10/14/2016	
12/2/2016	
12/5/2016	12
12/19/2016	
2/9/2017	
2/10/2017	
2/13/2017	13
4/7/2017	
4/10/2017	
4/11/2017	13
6/22/2017	
6/23/2017	
6/24/2017	13
6/26/2017	
10/9/2017	
10/10/2017	
10/11/2017	15
3/22/2018	
3/23/2018	
3/26/2018	15
10/3/2018	
10/4/2018	14
10/5/2018	
3/27/2019	
3/28/2019	15
9/12/2019	17
3/19/2020	19
3/20/2020	
9/10/2020	
9/11/2020	18
4/2/2021	
4/5/2021	21
4/6/2021	
8/12/2021	
8/13/2021	
8/17/2021	22
2/14/2022	18
2/15/2022	

Prediction Limit

Constituent: Calcium (mg/L) Analysis Run 5/26/2023 12:48 PM View: Appendix III - Two-Step
Plant Scherer Client: Southern Company Data: Scherer PAC-CCR

GWC-52

8/26/2022

8/30/2022

8/31/2022 21

2/28/2023

3/1/2023 25

Prediction Limit

Constituent: Chloride (mg/L) Analysis Run 5/26/2023 12:48 PM View: Appendix III - Two-Step

Plant Scherer Client: Southern Company Data: Scherer PAC-CCR

	GWA-21 (bg)	GWA-46 (bg)	GWA-49 (bg)	GWA-45 (bg)	GWA-48 (bg)	GWA-22 (bg)	GWA-47 (bg)	GWC-50
4/6/2016	3.034							
4/7/2016		2.914	2.285	8.05	1.842			
4/8/2016						2.1	1.57	
4/11/2016								2.09
6/14/2016	3.1	3.1	2.3	9.3		4.2	1.7	
6/15/2016								2.1
6/17/2016					1.9			
8/9/2016		3.2	2.3	10		5	1.5	
8/10/2016	2.7				1.8			2
10/10/2016		3		10				
10/11/2016	2.7		2.1			3.8	1.6	1.9
10/14/2016					1.7			
12/2/2016	2.5	3	2	10				1.9
12/5/2016						3.6	1.5	
12/19/2016					2.7 (O)			
2/9/2017			2.1	9.4				
2/10/2017	3.4	2.7				2.2	1.5	
2/13/2017					1.8			1.9
4/7/2017		2.9	2	9.9	1.7	2.2	1.4	2
4/10/2017	3.6							
6/22/2017			2	9.7	1.7		1.4	1.9
6/23/2017	3.2	3.3						
6/26/2017						3.4		
10/9/2017	3.5					3.4		
10/10/2017		3.5	2	9.8	1.6		1.4	1.9
3/22/2018			1.9	9.7 (D)			1.3	
3/23/2018		3.6			1.6			1.9
3/26/2018	3.8					1.9 (D)		
10/3/2018	4		2	10	1.6	2.9		
10/4/2018		3.9						1.9
10/5/2018							1.4	
3/27/2019	2.9	3.7	1.9	9.6	1.5	2	1.2	
3/28/2019								1.8
9/12/2019	3.4	4.3	1.9	10	1.7	2.5	1.4	1.8
3/19/2020	3.9	4.5	2.2	9.9	1.9	2.2		2.1
3/20/2020							1.7	
9/10/2020	3.7		2.1			2.5		2.1
9/11/2020		4.7		12	1.8		1.6	
4/2/2021	3.7			13		1.8		
4/5/2021		5.3			2		1.8	
4/6/2021			2.1					1.9
8/12/2021	4.1	5.5	2.2	13	1.8	2.7		
8/13/2021							1.8	2.1
2/14/2022	4	5	2	10	1.8		1.5	1.9
2/15/2022						1.8		
8/26/2022	3.6					2		
8/30/2022			2.2					
8/31/2022		5.1		13	1.6		1.5	1.6
2/28/2023	3.6	5.2		13	1.8	1.8	1.7	
3/1/2023			2.1					14

Prediction Limit

Constituent: Sulfate (mg/L) Analysis Run 5/26/2023 12:48 PM View: Appendix III - Two-Step

Plant Scherer Client: Southern Company Data: Scherer PAC-CCR

	GWA-21 (bg)	GWA-49 (bg)	GWA-46 (bg)	GWA-45 (bg)	GWA-48 (bg)	GWA-22 (bg)	GWA-47 (bg)	GWC-51	GWC-50
4/6/2016	0.813 (J)								
4/7/2016		0.507 (J)	0.594 (J)	107.095	1.522				
4/8/2016						<1	<1		
4/11/2016								0.415 (J)	<1
6/14/2016	<1	<1	<1	160		<1	<1		
6/15/2016									<1
6/16/2016								<1	
6/17/2016					1.1				
8/9/2016		<1	<1	130		<1	<1		
8/10/2016	0.9 (J)				1.1			<1	<1
8/11/2016									
10/10/2016			<1	140					
10/11/2016	0.99 (J)	<1				<1	<1		<1
10/13/2016								<1	
10/14/2016					0.89 (J)				
12/2/2016	0.99 (J)	<1	<1	150					<1
12/5/2016						<1	<1	<1	
12/19/2016					1.2				
2/9/2017		<1		150					
2/10/2017	1.4		<1			<1	<1		
2/13/2017					1.4			<1	<1
4/7/2017		<1	<1	140	1.2	<1	<1		<1
4/10/2017	1.6							<1	
4/11/2017									
6/22/2017		<1		160	1.1		<1		<1
6/23/2017	1.8		<1					<1	
6/24/2017									
6/26/2017						<1			
10/9/2017	2.5					<1			
10/10/2017		<1	<1	160	0.92 (J)		<1		<1
10/11/2017								<1	
3/22/2018		<1		150 (D)			<1		
3/23/2018			<1		1.3				<1
3/26/2018	2.3					<1 (D)		<1	
10/3/2018	1.9	<1		140	1.2	<1			
10/4/2018			<1					<1	<1
10/5/2018							<1		
3/27/2019	0.81 (J)	0.56 (J)	0.52 (J)	140	1.6	<1	<1	2.7	
3/28/2019									0.38 (J)
9/12/2019	1.3	0.77 (J)	0.61 (J)	170	1.2	0.38 (J)	0.4 (J)	0.65 (J)	<1
3/19/2020	0.92 (J)	0.56 (J)	0.39 (J)	150	1.5	<1		0.71 (J)	<1
3/20/2020							0.58 (J)		
9/10/2020	1.3	0.42 (J)				<1			<1
9/11/2020			0.99 (J)	170	1.3		0.39 (J)	2.6	
4/2/2021	0.99 (J)			180		<1			
4/5/2021			<1		1.3		<1	1.7	
4/6/2021		<1							<1
8/12/2021	1.8	<1	1	180	1	<1			
8/13/2021							<1	1.4	<1
8/17/2021									
2/14/2022	1	0.85 (J)	<1	130	1.2		<1		<1
2/15/2022						0.87 (J)		1.8	

Prediction Limit

Constituent: Sulfate (mg/L) Analysis Run 5/26/2023 12:48 PM View: Appendix III - Two-Step
Plant Scherer Client: Southern Company Data: Scherer PAC-CCR

	GWA-21 (bg)	GWA-49 (bg)	GWA-46 (bg)	GWA-45 (bg)	GWA-48 (bg)	GWA-22 (bg)	GWA-47 (bg)	GWC-51	GWC-50
8/26/2022	2.7					<1			
8/30/2022		0.76 (J)							
8/31/2022			1.1	170	1.6		1.1	2.4	0.88 (J)
2/28/2023	2.7		1.7	170	2.5	1.7	1.6	3.2	
3/1/2023		1.2							170

Prediction Limit

Constituent: Sulfate (mg/L) Analysis Run 5/26/2023 12:48 PM View: Appendix III - Two-Step
Plant Scherer Client: Southern Company Data: Scherer PAC-CCR

GWC-52

4/6/2016	
4/7/2016	
4/8/2016	
4/11/2016	<1
6/14/2016	
6/15/2016	
6/16/2016	10
6/17/2016	
8/9/2016	
8/10/2016	
8/11/2016	9.8
10/10/2016	
10/11/2016	
10/13/2016	11
10/14/2016	
12/2/2016	
12/5/2016	13
12/19/2016	
2/9/2017	
2/10/2017	
2/13/2017	14
4/7/2017	
4/10/2017	
4/11/2017	12
6/22/2017	
6/23/2017	
6/24/2017	12
6/26/2017	
10/9/2017	
10/10/2017	
10/11/2017	13
3/22/2018	
3/23/2018	
3/26/2018	20
10/3/2018	
10/4/2018	23
10/5/2018	
3/27/2019	
3/28/2019	29
9/12/2019	34
3/19/2020	40
3/20/2020	
9/10/2020	
9/11/2020	39
4/2/2021	
4/5/2021	57
4/6/2021	
8/12/2021	
8/13/2021	
8/17/2021	54
2/14/2022	56
2/15/2022	

Prediction Limit

Constituent: Sulfate (mg/L) Analysis Run 5/26/2023 12:48 PM View: Appendix III - Two-Step
Plant Scherer Client: Southern Company Data: Scherer PAC-CCR

GWC-52

8/26/2022

8/30/2022

8/31/2022

65

2/28/2023

3/1/2023

70

Prediction Limit

Constituent: Total Dissolved Solids (mg/L) Analysis Run 5/26/2023 12:48 PM View: Appendix III - Two-Step

Plant Scherer Client: Southern Company Data: Scherer PAC-CCR

	GWA-21 (bg)	GWA-46 (bg)	GWA-49 (bg)	GWA-45 (bg)	GWA-48 (bg)	GWA-22 (bg)	GWA-47 (bg)	GWC-50
4/6/2016	51							
4/7/2016		69	114	237	100			
4/8/2016						74	89	
4/11/2016								79
6/14/2016	62	<25	56 (O)	240		111	55	
6/15/2016								79
6/17/2016					69			
8/9/2016		40	100	230		44	90	
8/10/2016	70				110			72
10/10/2016		34		240				
10/11/2016	84		110			64	86	76
10/14/2016					100			
12/2/2016	74	50	94	270				60
12/5/2016						52	74	
12/19/2016					100			
2/9/2017			100	240				
2/10/2017	100	60				86	100	
2/13/2017					80			58
4/7/2017		70	100	260	86	68	92	68
4/10/2017	82							
6/22/2017			110	300	72		64	16
6/23/2017	72	42						
6/26/2017						76		
10/9/2017	82					50		
10/10/2017		34	100	280	70		68	44
3/22/2018			100	310			92	
3/23/2018		52			86			96
3/26/2018	94					56		
10/3/2018	72		96	190	88	42		
10/4/2018		48						110
10/5/2018							90	
3/27/2019	98	66	120	290	100	76	94	
3/28/2019								65
9/12/2019	130	97	120	340	110	72	88	89
3/19/2020	100	51	110	310	97	65		64
3/20/2020							99	
9/10/2020	110		130			56		82
9/11/2020		51		340	120		110	
4/2/2021	100			360		69		
4/5/2021		46			99		63	
4/6/2021			110					49
8/12/2021	98	55	120	330	100	68		
8/13/2021							110	72
2/14/2022	100	68	110	290	100		94	79
2/15/2022						85		
8/26/2022	110					83		
11/16/2022		55	110	300	100		94	76
2/28/2023	98	64		320	110	99	120	
3/1/2023			120					290

FIGURE J.

Appendix III Trend Tests - Significant Results

Plant Scherer Client: Southern Company Data: Scherer PAC-CCR Printed 8/21/2023, 2:22 PM

Constituent	Well	Slope	Calc.	Critical	Sig.	N	%NDs	Normality	Xform	Alpha	Method
Boron (mg/L)	GWA-45 (bg)	0.1306	148	81	Yes	20	0	n/a	n/a	0.01	NP
Calcium (mg/L)	GWA-47 (bg)	0.2144	84	81	Yes	20	0	n/a	n/a	0.01	NP
Calcium (mg/L)	GWC-29	1.348	146	81	Yes	20	0	n/a	n/a	0.01	NP
Calcium (mg/L)	GWC-52	1.571	145	81	Yes	20	0	n/a	n/a	0.01	NP
Chloride (mg/L)	GWA-21 (bg)	0.1495	93	81	Yes	20	0	n/a	n/a	0.01	NP
Chloride (mg/L)	GWA-22 (bg)	-0.2826	-93	-81	Yes	20	0	n/a	n/a	0.01	NP
Chloride (mg/L)	GWA-45 (bg)	0.4689	97	81	Yes	20	0	n/a	n/a	0.01	NP
Chloride (mg/L)	GWA-46 (bg)	0.4013	147	81	Yes	20	0	n/a	n/a	0.01	NP
Sulfate (mg/L)	GWC-51	0.1966	101	81	Yes	20	50	n/a	n/a	0.01	NP
Sulfate (mg/L)	GWC-52	9.098	170	81	Yes	20	5	n/a	n/a	0.01	NP
Total Dissolved Solids (mg/L)	GWA-21 (bg)	6.198	106	81	Yes	20	0	n/a	n/a	0.01	NP
Total Dissolved Solids (mg/L)	GWA-45 (bg)	16.1	107	81	Yes	20	0	n/a	n/a	0.01	NP

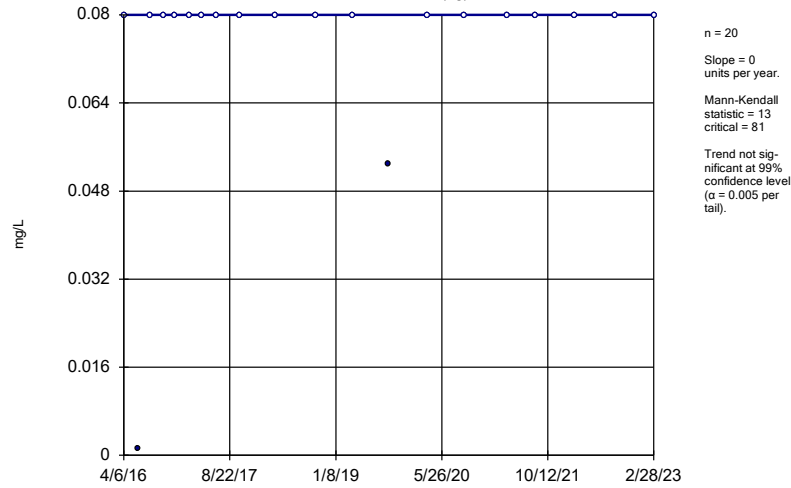
Appendix III Trend Tests - All Results

Plant Scherer Client: Southern Company Data: Scherer PAC-CCR Printed 8/21/2023, 2:22 PM

Constituent	Well	Slope	Calc.	Critical	Sig.	N	%NDs	Normality	Xform	Alpha	Method
Boron (mg/L)	GWA-21 (bg)	0	13	81	No	20	90	n/a	n/a	0.01	NP
Boron (mg/L)	GWA-22 (bg)	0	19	81	No	20	95	n/a	n/a	0.01	NP
Boron (mg/L)	GWA-45 (bg)	0.1306	148	81	Yes	20	0	n/a	n/a	0.01	NP
Boron (mg/L)	GWA-46 (bg)	0	19	81	No	20	95	n/a	n/a	0.01	NP
Boron (mg/L)	GWA-47 (bg)	0	-1	-81	No	20	90	n/a	n/a	0.01	NP
Boron (mg/L)	GWA-48 (bg)	0	7	81	No	20	90	n/a	n/a	0.01	NP
Boron (mg/L)	GWA-49 (bg)	0	0	81	No	20	100	n/a	n/a	0.01	NP
Boron (mg/L)	GWC-50	0	19	81	No	20	95	n/a	n/a	0.01	NP
Boron (mg/L)	GWC-51	0	0	81	No	20	95	n/a	n/a	0.01	NP
Calcium (mg/L)	GWA-21 (bg)	-0.1033	-25	-81	No	20	0	n/a	n/a	0.01	NP
Calcium (mg/L)	GWA-22 (bg)	0.2107	36	81	No	20	0	n/a	n/a	0.01	NP
Calcium (mg/L)	GWA-45 (bg)	-1.483	-51	-81	No	20	0	n/a	n/a	0.01	NP
Calcium (mg/L)	GWA-46 (bg)	0.1331	67	81	No	20	0	n/a	n/a	0.01	NP
Calcium (mg/L)	GWA-47 (bg)	0.2144	84	81	Yes	20	0	n/a	n/a	0.01	NP
Calcium (mg/L)	GWA-48 (bg)	0	9	81	No	20	0	n/a	n/a	0.01	NP
Calcium (mg/L)	GWA-49 (bg)	0	14	81	No	20	0	n/a	n/a	0.01	NP
Calcium (mg/L)	GWC-29	1.348	146	81	Yes	20	0	n/a	n/a	0.01	NP
Calcium (mg/L)	GWC-50	0.104	43	81	No	20	0	n/a	n/a	0.01	NP
Calcium (mg/L)	GWC-52	1.571	145	81	Yes	20	0	n/a	n/a	0.01	NP
Chloride (mg/L)	GWA-21 (bg)	0.1495	93	81	Yes	20	0	n/a	n/a	0.01	NP
Chloride (mg/L)	GWA-22 (bg)	-0.2826	-93	-81	Yes	20	0	n/a	n/a	0.01	NP
Chloride (mg/L)	GWA-45 (bg)	0.4689	97	81	Yes	20	0	n/a	n/a	0.01	NP
Chloride (mg/L)	GWA-46 (bg)	0.4013	147	81	Yes	20	0	n/a	n/a	0.01	NP
Chloride (mg/L)	GWA-47 (bg)	0	11	81	No	20	0	n/a	n/a	0.01	NP
Chloride (mg/L)	GWA-48 (bg)	0	-13	-74	No	19	0	n/a	n/a	0.01	NP
Chloride (mg/L)	GWA-49 (bg)	0	-24	-81	No	20	0	n/a	n/a	0.01	NP
Chloride (mg/L)	GWC-50	0	-18	-81	No	20	0	n/a	n/a	0.01	NP
Sulfate (mg/L)	GWA-21 (bg)	0.1628	74	81	No	20	5	n/a	n/a	0.01	NP
Sulfate (mg/L)	GWA-22 (bg)	0	-2	-81	No	20	85	n/a	n/a	0.01	NP
Sulfate (mg/L)	GWA-45 (bg)	5.088	77	81	No	20	0	n/a	n/a	0.01	NP
Sulfate (mg/L)	GWA-46 (bg)	0	24	81	No	20	60	n/a	n/a	0.01	NP
Sulfate (mg/L)	GWA-47 (bg)	0	9	81	No	20	75	n/a	n/a	0.01	NP
Sulfate (mg/L)	GWA-48 (bg)	0.04121	53	81	No	20	0	n/a	n/a	0.01	NP
Sulfate (mg/L)	GWA-49 (bg)	0	-19	-81	No	20	60	n/a	n/a	0.01	NP
Sulfate (mg/L)	GWC-50	0	-2	-81	No	20	85	n/a	n/a	0.01	NP
Sulfate (mg/L)	GWC-51	0.1966	101	81	Yes	20	50	n/a	n/a	0.01	NP
Sulfate (mg/L)	GWC-52	9.098	170	81	Yes	20	5	n/a	n/a	0.01	NP
Total Dissolved Solids (mg/L)	GWA-21 (bg)	6.198	106	81	Yes	20	0	n/a	n/a	0.01	NP
Total Dissolved Solids (mg/L)	GWA-22 (bg)	2.098	31	81	No	20	0	n/a	n/a	0.01	NP
Total Dissolved Solids (mg/L)	GWA-45 (bg)	16.1	107	81	Yes	20	0	n/a	n/a	0.01	NP
Total Dissolved Solids (mg/L)	GWA-46 (bg)	2.681	53	81	No	20	5	n/a	n/a	0.01	NP
Total Dissolved Solids (mg/L)	GWA-47 (bg)	3.433	76	81	No	20	0	n/a	n/a	0.01	NP
Total Dissolved Solids (mg/L)	GWA-48 (bg)	2.687	53	81	No	20	0	n/a	n/a	0.01	NP
Total Dissolved Solids (mg/L)	GWA-49 (bg)	1.993	54	74	No	19	0	n/a	n/a	0.01	NP
Total Dissolved Solids (mg/L)	GWC-50	1.347	19	81	No	20	0	n/a	n/a	0.01	NP

Sen's Slope Estimator

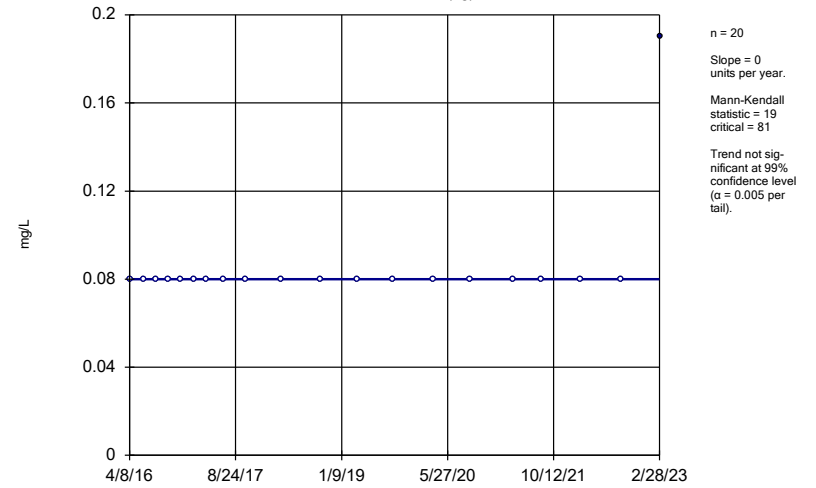
GWA-21 (bg)



Constituent: Boron Analysis Run 8/21/2023 2:20 PM View: Appendix III - Trend Tests
Plant Scherer Client: Southern Company Data: Scherer PAC-CCR

Sen's Slope Estimator

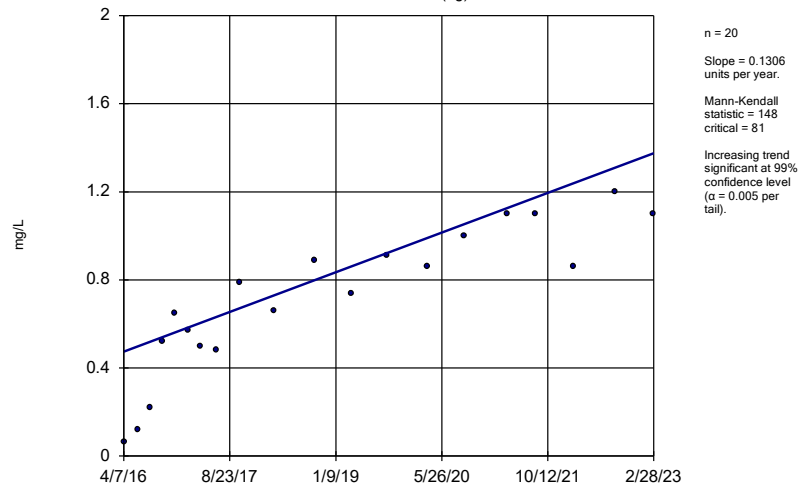
GWA-22 (bg)



Constituent: Boron Analysis Run 8/21/2023 2:20 PM View: Appendix III - Trend Tests
Plant Scherer Client: Southern Company Data: Scherer PAC-CCR

Sen's Slope Estimator

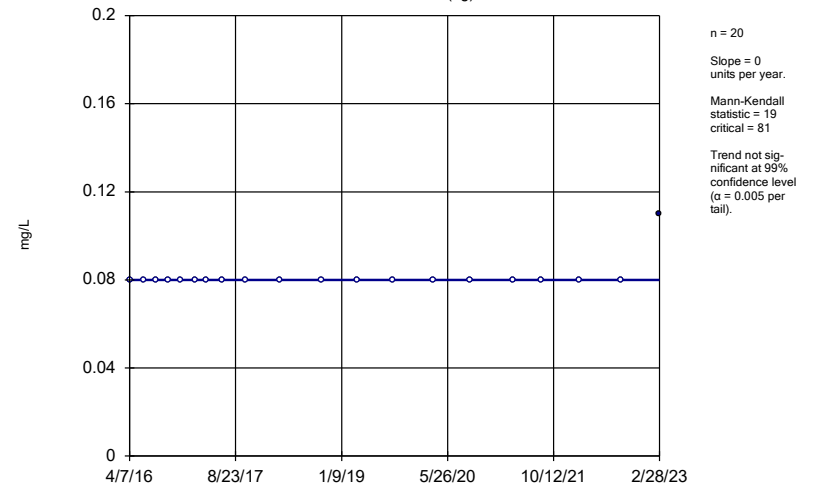
GWA-45 (bg)



Constituent: Boron Analysis Run 8/21/2023 2:20 PM View: Appendix III - Trend Tests
Plant Scherer Client: Southern Company Data: Scherer PAC-CCR

Sen's Slope Estimator

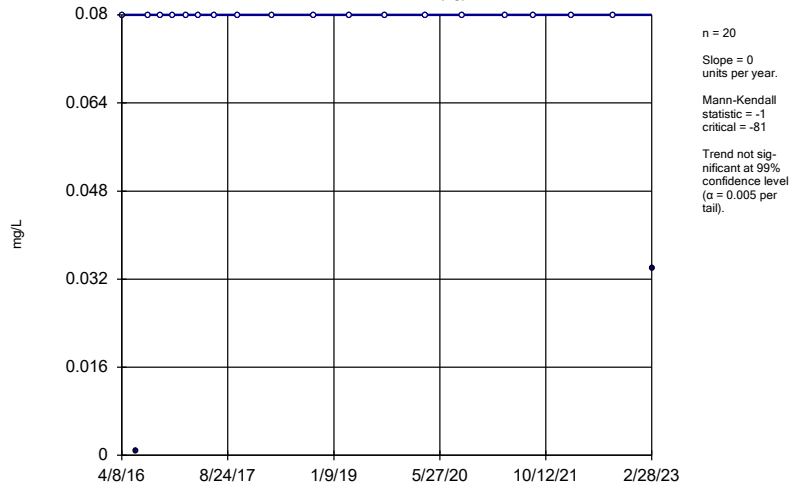
GWA-46 (bg)



Constituent: Boron Analysis Run 8/21/2023 2:20 PM View: Appendix III - Trend Tests
Plant Scherer Client: Southern Company Data: Scherer PAC-CCR

Sen's Slope Estimator

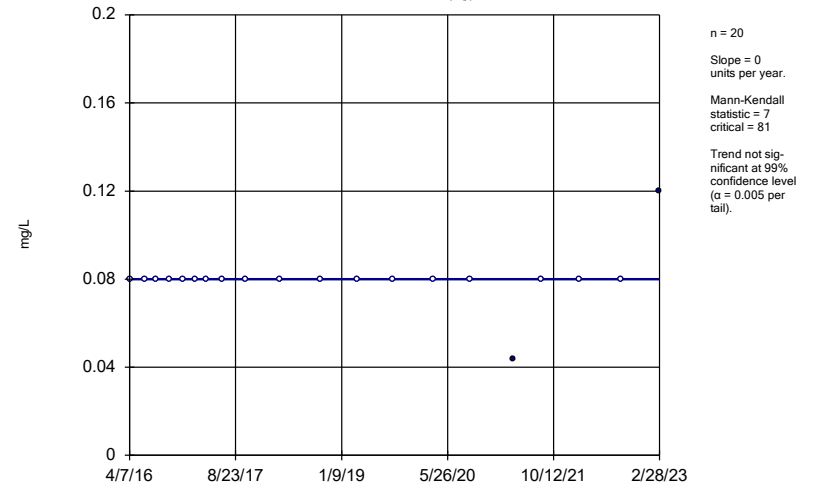
GWA-47 (bg)



Constituent: Boron Analysis Run 8/21/2023 2:20 PM View: Appendix III - Trend Tests
Plant Scherer Client: Southern Company Data: Scherer PAC-CCR

Sen's Slope Estimator

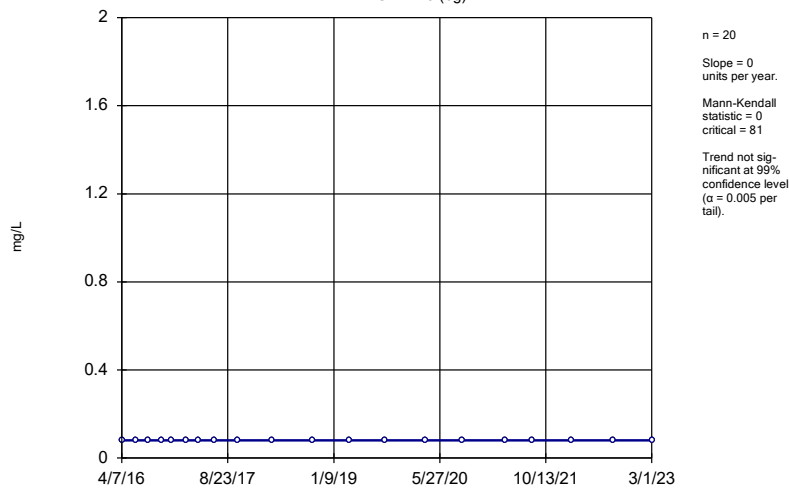
GWA-48 (bg)



Constituent: Boron Analysis Run 8/21/2023 2:20 PM View: Appendix III - Trend Tests
Plant Scherer Client: Southern Company Data: Scherer PAC-CCR

Sen's Slope Estimator

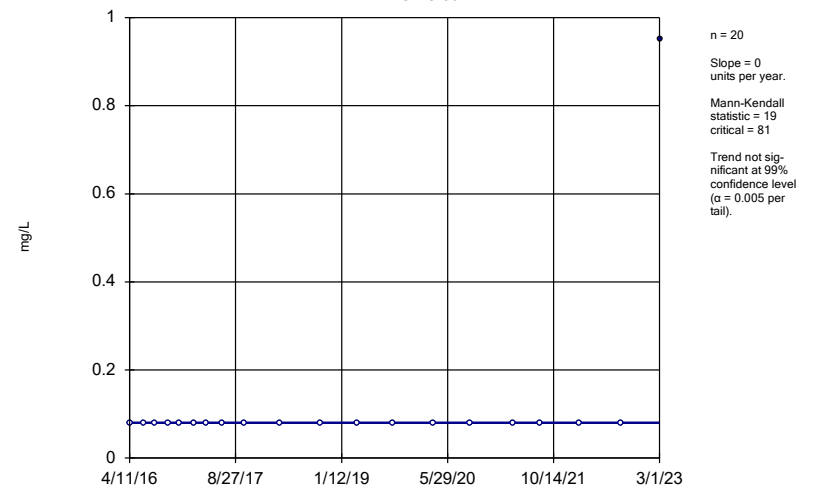
GWA-49 (bg)



Constituent: Boron Analysis Run 8/21/2023 2:20 PM View: Appendix III - Trend Tests
Plant Scherer Client: Southern Company Data: Scherer PAC-CCR

Sen's Slope Estimator

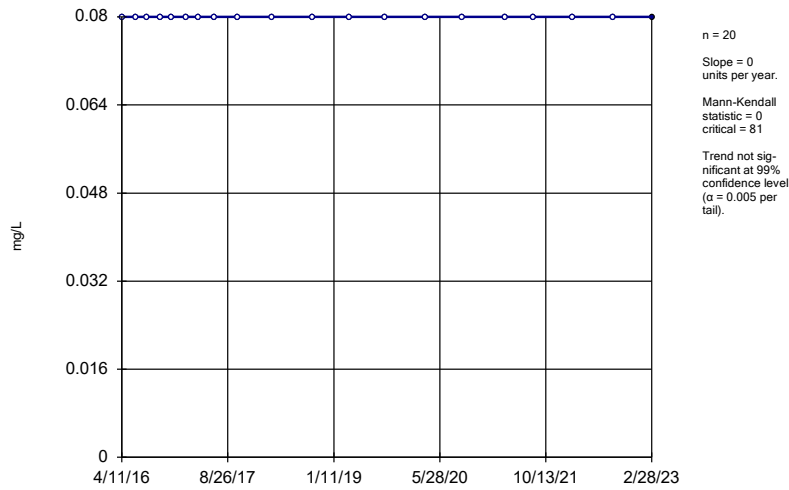
GWC-50



Constituent: Boron Analysis Run 8/21/2023 2:20 PM View: Appendix III - Trend Tests
Plant Scherer Client: Southern Company Data: Scherer PAC-CCR

Sen's Slope Estimator

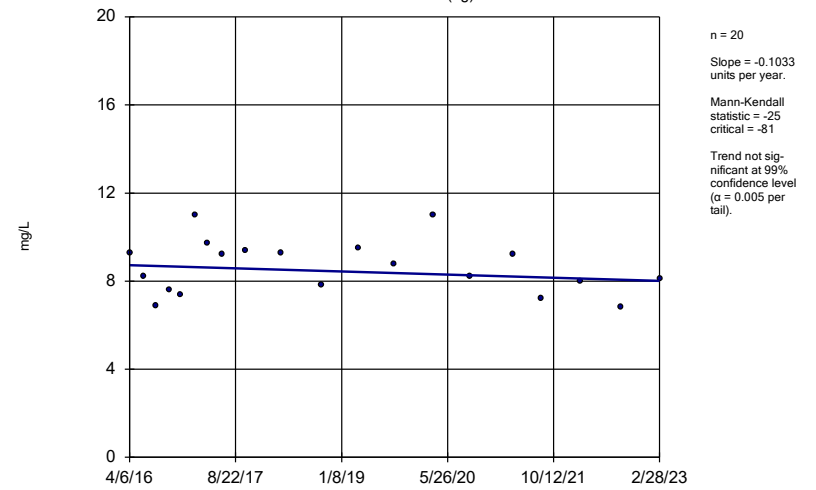
GWC-51



Constituent: Boron Analysis Run 8/21/2023 2:20 PM View: Appendix III - Trend Tests
 Plant Scherer Client: Southern Company Data: Scherer PAC-CCR

Sen's Slope Estimator

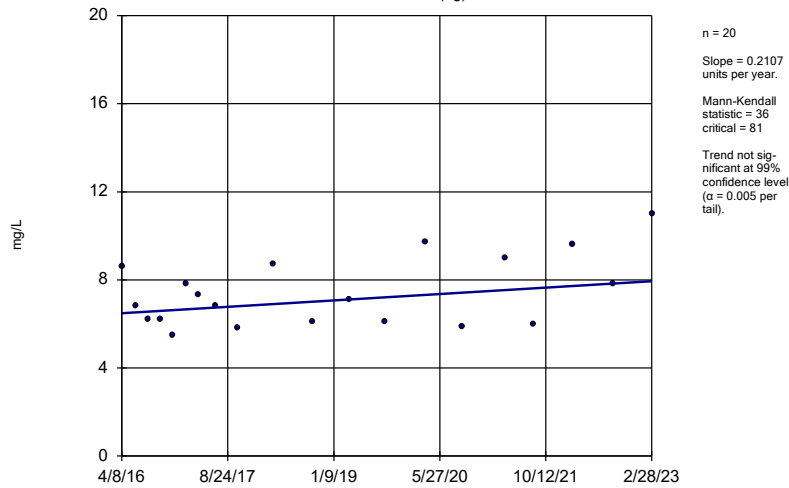
GWA-21 (bg)



Constituent: Calcium Analysis Run 8/21/2023 2:20 PM View: Appendix III - Trend Tests
 Plant Scherer Client: Southern Company Data: Scherer PAC-CCR

Sen's Slope Estimator

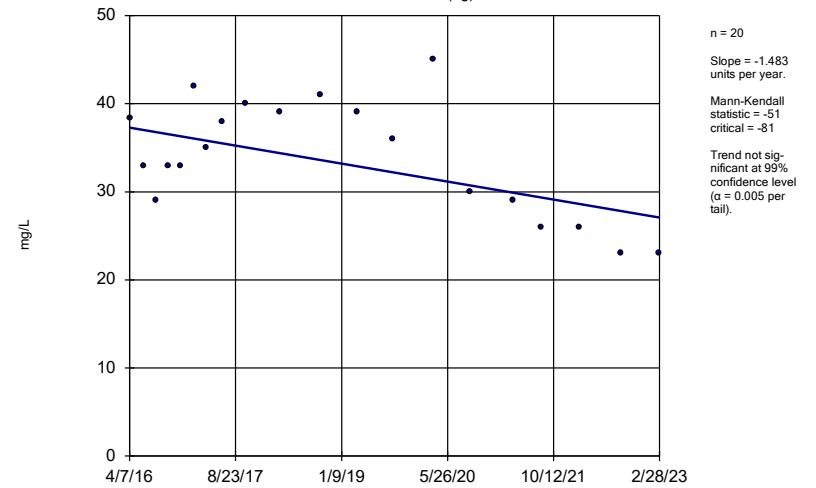
GWA-22 (bg)



Constituent: Calcium Analysis Run 8/21/2023 2:20 PM View: Appendix III - Trend Tests
 Plant Scherer Client: Southern Company Data: Scherer PAC-CCR

Sen's Slope Estimator

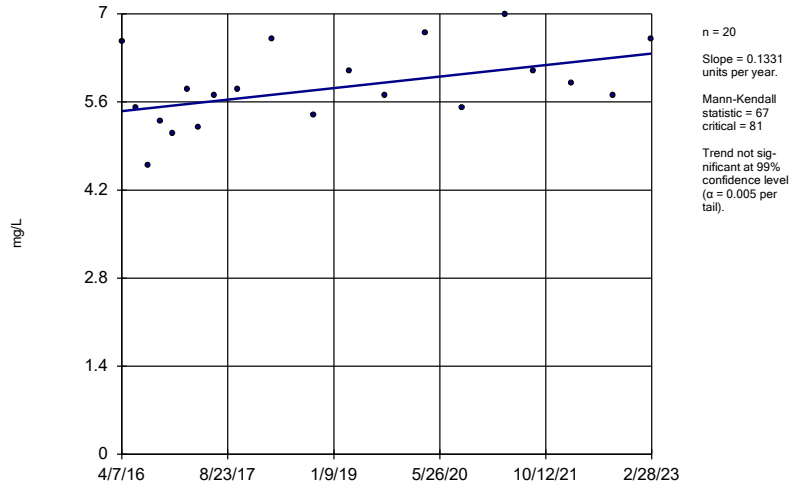
GWA-45 (bg)



Constituent: Calcium Analysis Run 8/21/2023 2:20 PM View: Appendix III - Trend Tests
 Plant Scherer Client: Southern Company Data: Scherer PAC-CCR

Sen's Slope Estimator

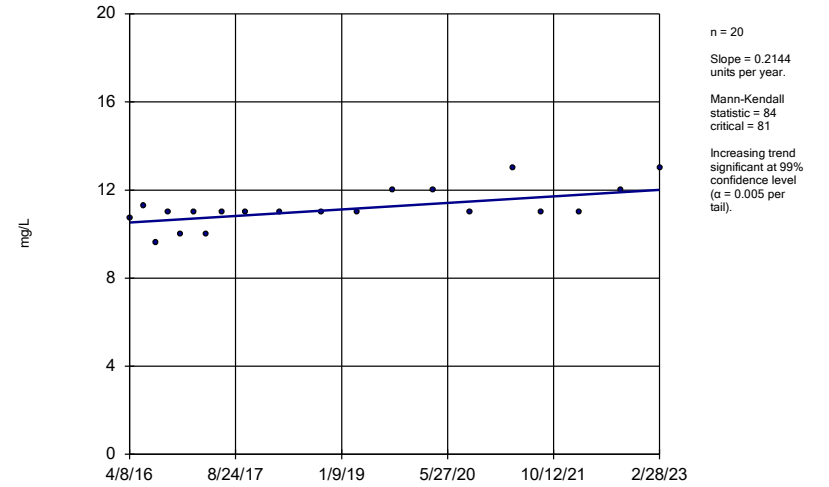
GWA-46 (bg)



Constituent: Calcium Analysis Run 8/21/2023 2:20 PM View: Appendix III - Trend Tests
Plant Scherer Client: Southern Company Data: Scherer PAC-CCR

Sen's Slope Estimator

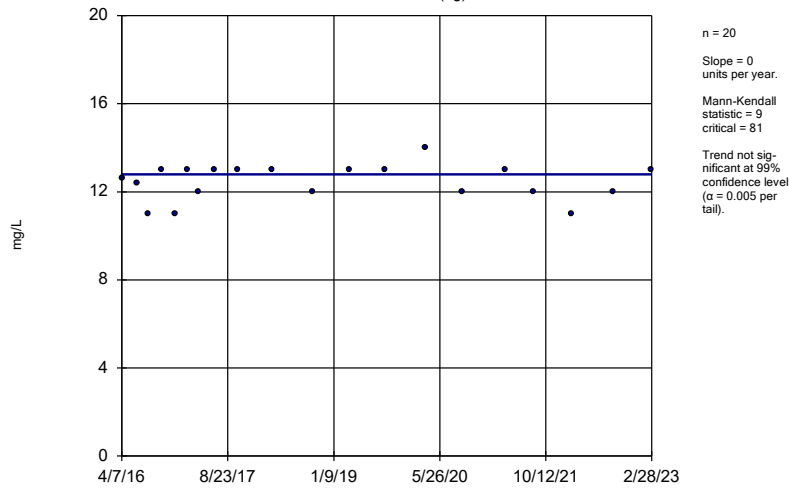
GWA-47 (bg)



Constituent: Calcium Analysis Run 8/21/2023 2:20 PM View: Appendix III - Trend Tests
Plant Scherer Client: Southern Company Data: Scherer PAC-CCR

Sen's Slope Estimator

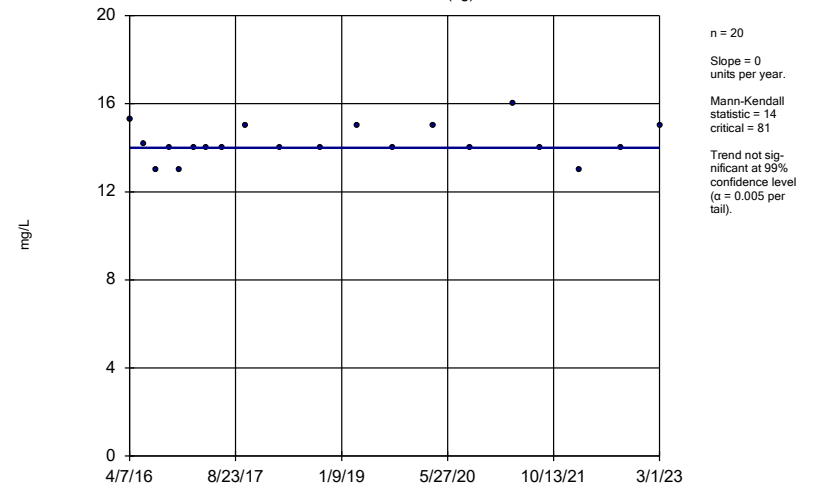
GWA-48 (bg)



Constituent: Calcium Analysis Run 8/21/2023 2:20 PM View: Appendix III - Trend Tests
Plant Scherer Client: Southern Company Data: Scherer PAC-CCR

Sen's Slope Estimator

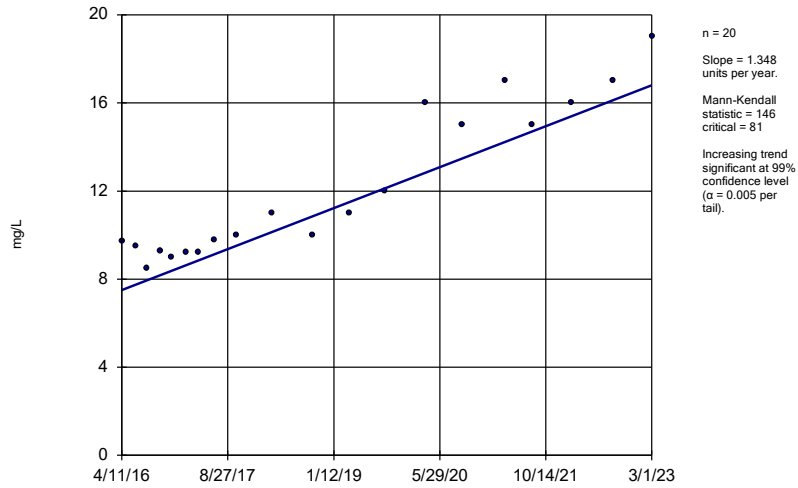
GWA-49 (bg)



Constituent: Calcium Analysis Run 8/21/2023 2:20 PM View: Appendix III - Trend Tests
Plant Scherer Client: Southern Company Data: Scherer PAC-CCR

Sen's Slope Estimator

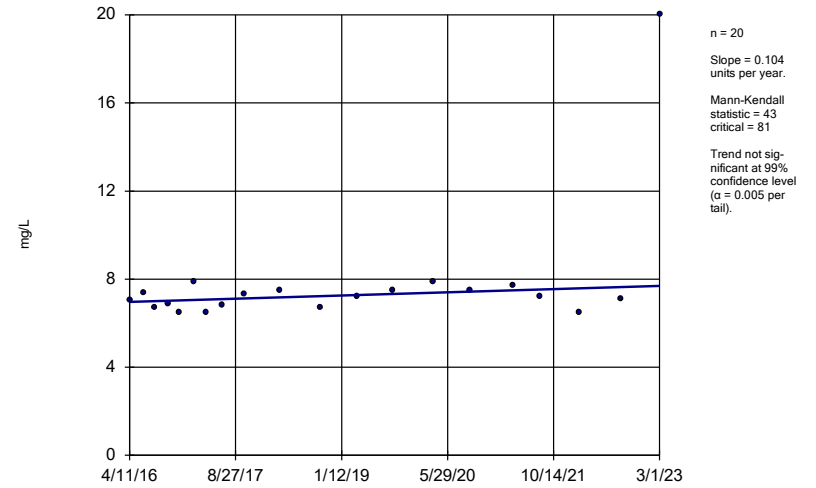
GWC-29



Constituent: Calcium Analysis Run 8/21/2023 2:20 PM View: Appendix III - Trend Tests
Plant Scherer Client: Southern Company Data: Scherer PAC-CCR

Sen's Slope Estimator

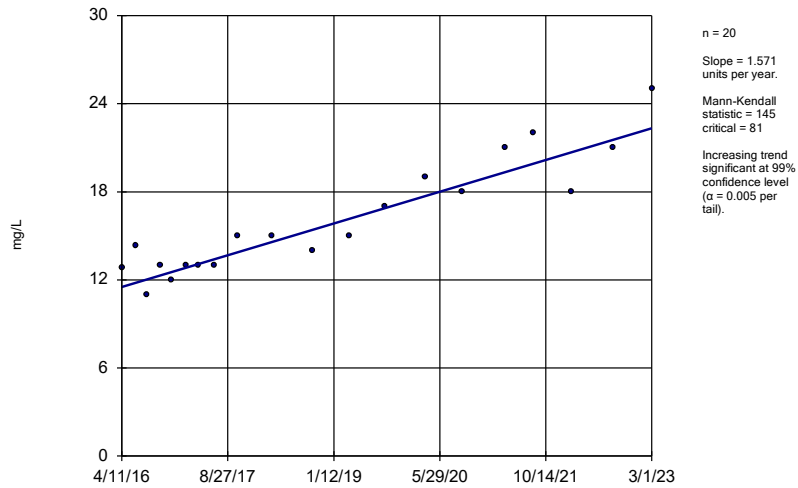
GWC-50



Constituent: Calcium Analysis Run 8/21/2023 2:20 PM View: Appendix III - Trend Tests
Plant Scherer Client: Southern Company Data: Scherer PAC-CCR

Sen's Slope Estimator

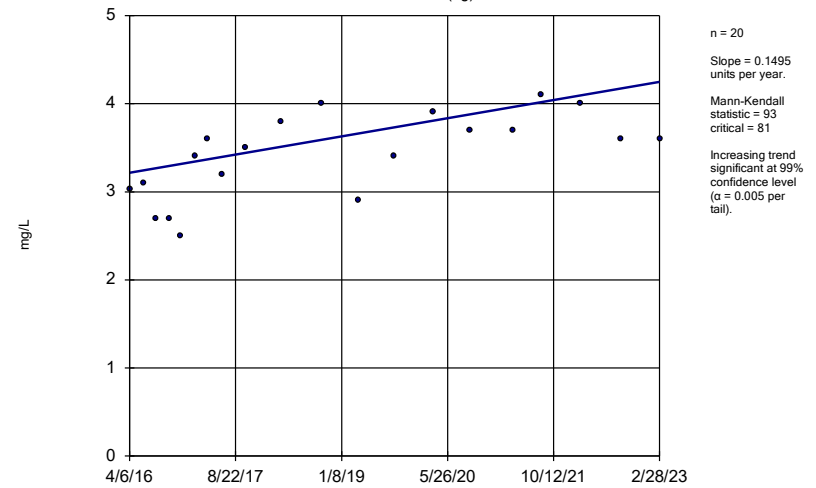
GWC-52



Constituent: Calcium Analysis Run 8/21/2023 2:20 PM View: Appendix III - Trend Tests
Plant Scherer Client: Southern Company Data: Scherer PAC-CCR

Sen's Slope Estimator

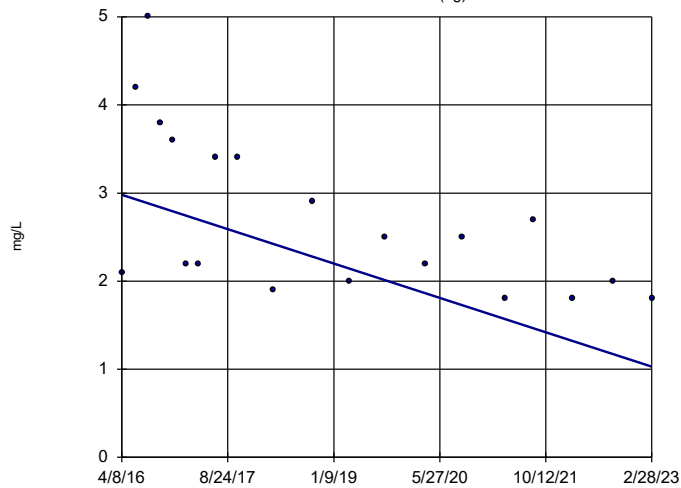
GWA-21 (bg)



Constituent: Chloride Analysis Run 8/21/2023 2:20 PM View: Appendix III - Trend Tests
Plant Scherer Client: Southern Company Data: Scherer PAC-CCR

Sen's Slope Estimator

GWA-22 (bg)

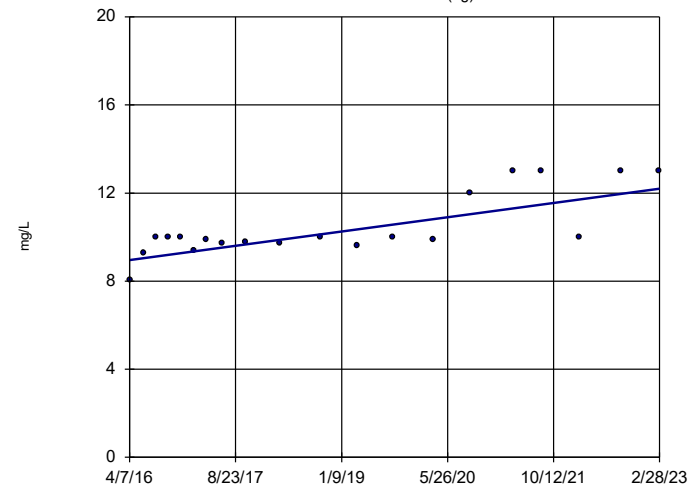


n = 20
Slope = -0.2826 units per year.
Mann-Kendall statistic = -93
critical = -81
Decreasing trend significant at 99% confidence level (alpha = 0.005 per tail).

Constituent: Chloride Analysis Run 8/21/2023 2:20 PM View: Appendix III - Trend Tests
Plant Scherer Client: Southern Company Data: Scherer PAC-CCR

Sen's Slope Estimator

GWA-45 (bg)

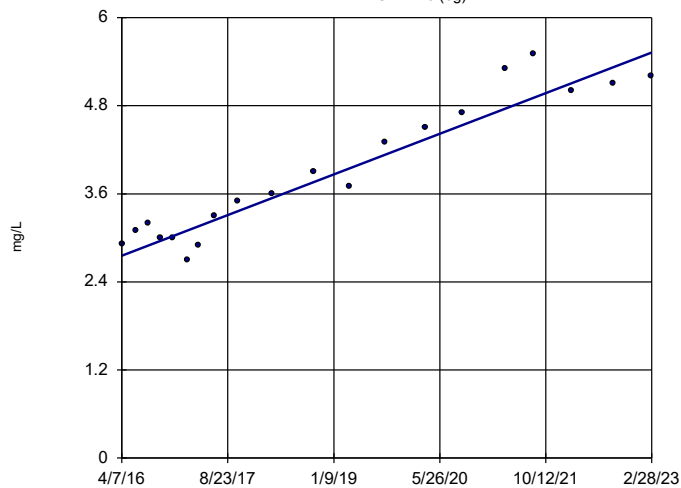


n = 20
Slope = 0.4689 units per year.
Mann-Kendall statistic = 97
critical = 81
Increasing trend significant at 99% confidence level (alpha = 0.005 per tail).

Constituent: Chloride Analysis Run 8/21/2023 2:20 PM View: Appendix III - Trend Tests
Plant Scherer Client: Southern Company Data: Scherer PAC-CCR

Sen's Slope Estimator

GWA-46 (bg)

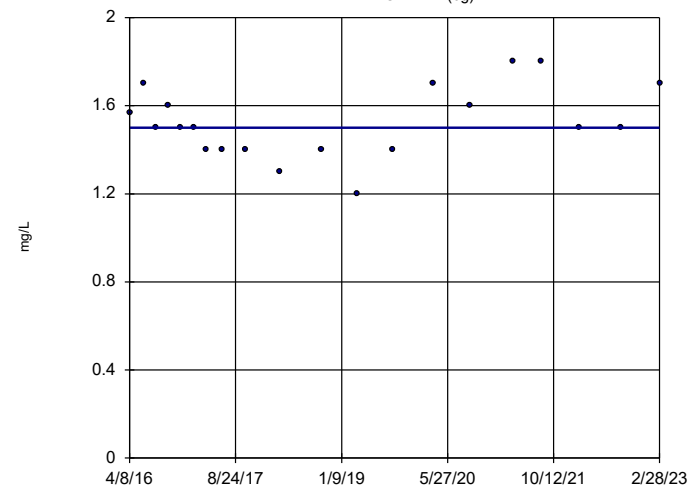


n = 20
Slope = 0.4013 units per year.
Mann-Kendall statistic = 147
critical = 81
Increasing trend significant at 99% confidence level (alpha = 0.005 per tail).

Constituent: Chloride Analysis Run 8/21/2023 2:20 PM View: Appendix III - Trend Tests
Plant Scherer Client: Southern Company Data: Scherer PAC-CCR

Sen's Slope Estimator

GWA-47 (bg)

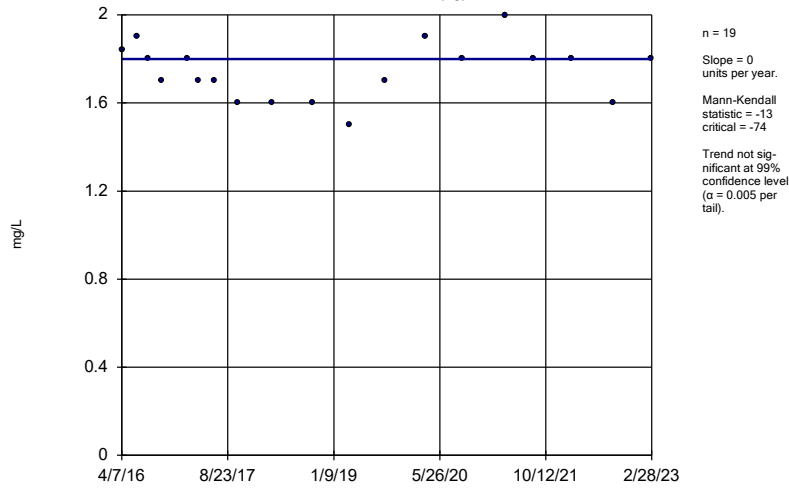


n = 20
Slope = 0 units per year.
Mann-Kendall statistic = 11
critical = 81
Trend not significant at 99% confidence level (alpha = 0.005 per tail).

Constituent: Chloride Analysis Run 8/21/2023 2:20 PM View: Appendix III - Trend Tests
Plant Scherer Client: Southern Company Data: Scherer PAC-CCR

Sen's Slope Estimator

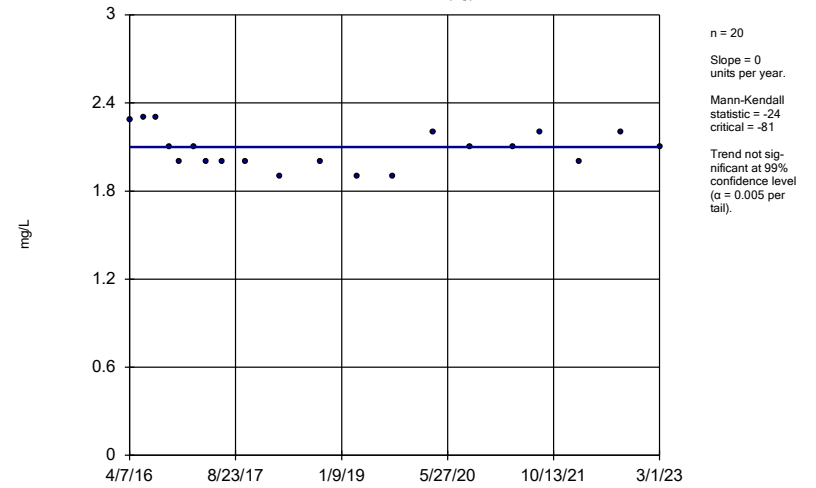
GWA-48 (bg)



Constituent: Chloride Analysis Run 8/21/2023 2:20 PM View: Appendix III - Trend Tests
Plant Scherer Client: Southern Company Data: Scherer PAC-CCR

Sen's Slope Estimator

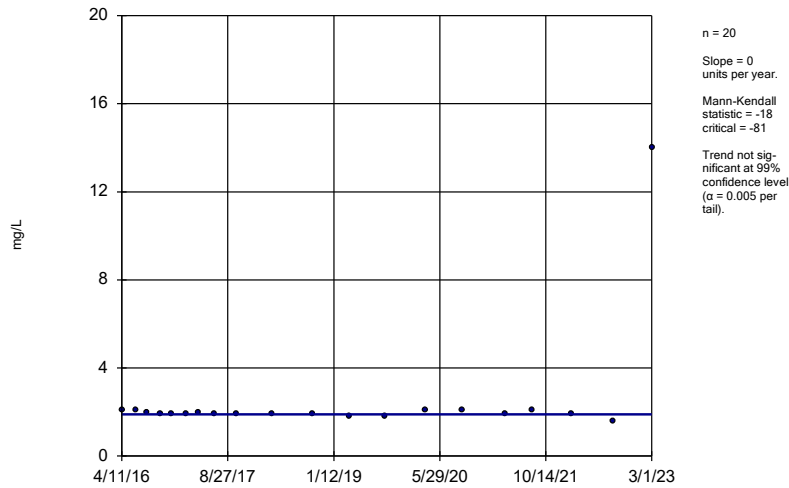
GWA-49 (bg)



Constituent: Chloride Analysis Run 8/21/2023 2:20 PM View: Appendix III - Trend Tests
Plant Scherer Client: Southern Company Data: Scherer PAC-CCR

Sen's Slope Estimator

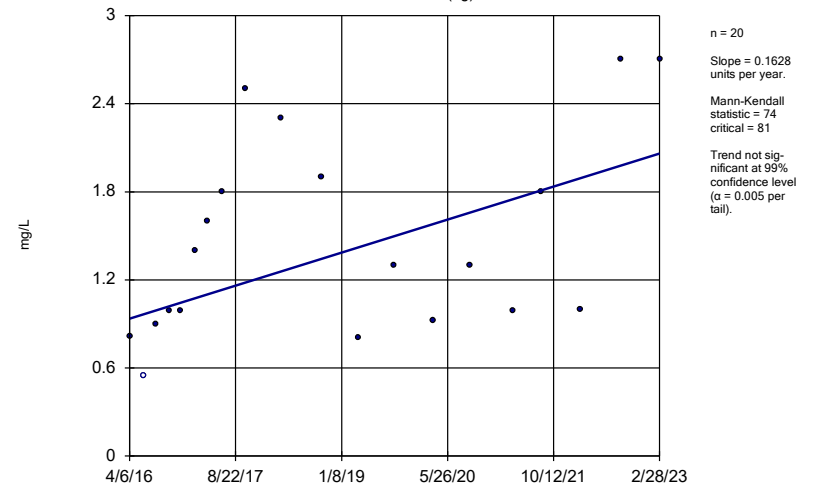
GWC-50



Constituent: Chloride Analysis Run 8/21/2023 2:20 PM View: Appendix III - Trend Tests
Plant Scherer Client: Southern Company Data: Scherer PAC-CCR

Sen's Slope Estimator

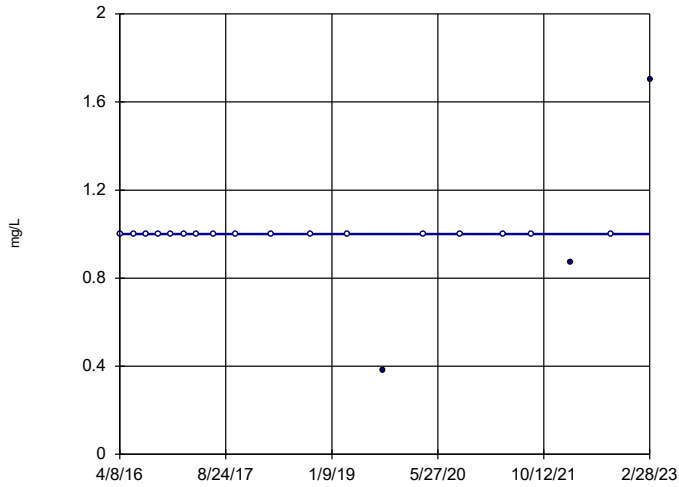
GWA-21 (bg)



Constituent: Sulfate Analysis Run 8/21/2023 2:20 PM View: Appendix III - Trend Tests
Plant Scherer Client: Southern Company Data: Scherer PAC-CCR

Sen's Slope Estimator

GWA-22 (bg)

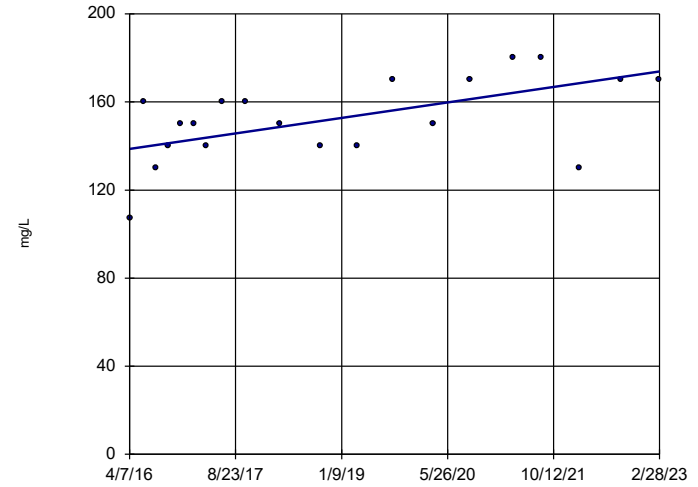


n = 20
Slope = 0
units per year.
Mann-Kendall
statistic = -2
critical = -81
Trend not sig-
nificant at 99%
confidence level
($\alpha = 0.005$ per
tail).

Constituent: Sulfate Analysis Run 8/21/2023 2:20 PM View: Appendix III - Trend Tests
Plant Scherer Client: Southern Company Data: Scherer PAC-CCR

Sen's Slope Estimator

GWA-45 (bg)

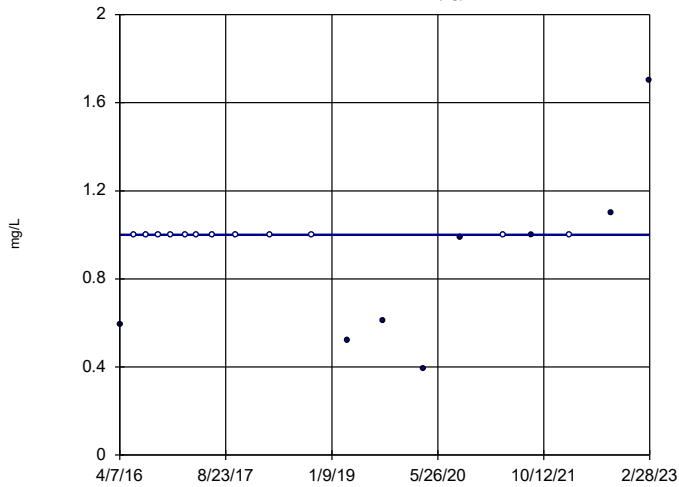


n = 20
Slope = 5.088
units per year.
Mann-Kendall
statistic = 77
critical = 81
Trend not sig-
nificant at 99%
confidence level
($\alpha = 0.005$ per
tail).

Constituent: Sulfate Analysis Run 8/21/2023 2:20 PM View: Appendix III - Trend Tests
Plant Scherer Client: Southern Company Data: Scherer PAC-CCR

Sen's Slope Estimator

GWA-46 (bg)

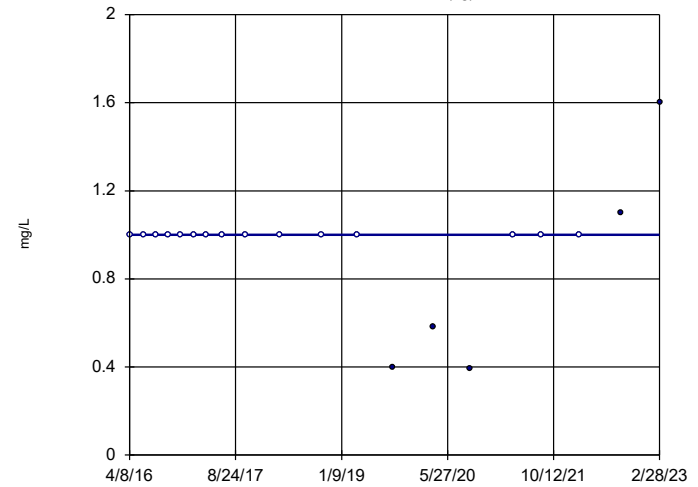


n = 20
Slope = 0
units per year.
Mann-Kendall
statistic = 24
critical = 81
Trend not sig-
nificant at 99%
confidence level
($\alpha = 0.005$ per
tail).

Constituent: Sulfate Analysis Run 8/21/2023 2:20 PM View: Appendix III - Trend Tests
Plant Scherer Client: Southern Company Data: Scherer PAC-CCR

Sen's Slope Estimator

GWA-47 (bg)

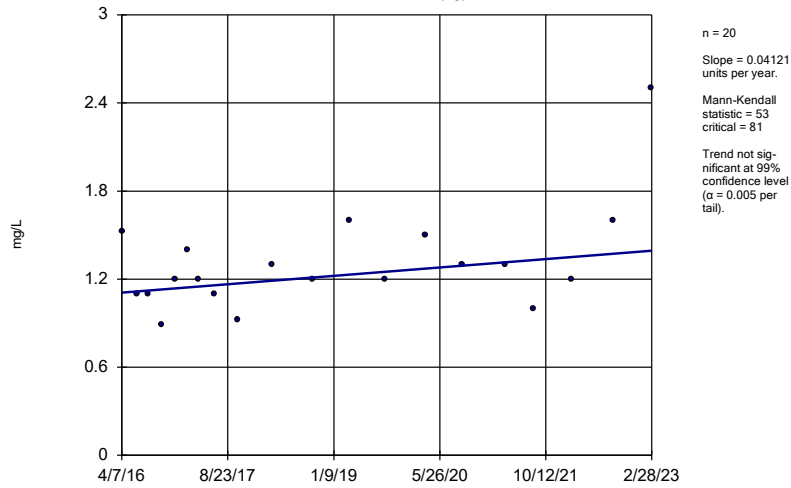


n = 20
Slope = 0
units per year.
Mann-Kendall
statistic = 9
critical = 81
Trend not sig-
nificant at 99%
confidence level
($\alpha = 0.005$ per
tail).

Constituent: Sulfate Analysis Run 8/21/2023 2:20 PM View: Appendix III - Trend Tests
Plant Scherer Client: Southern Company Data: Scherer PAC-CCR

Sen's Slope Estimator

GWA-48 (bg)

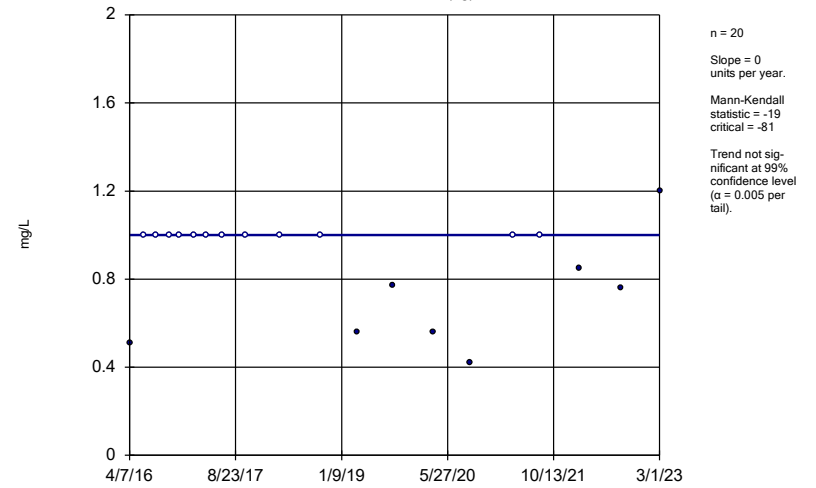


Constituent: Sulfate Analysis Run 8/21/2023 2:20 PM View: Appendix III - Trend Tests
Plant Scherer Client: Southern Company Data: Scherer PAC-CCR

Hollow symbols indicate censored values.

Sen's Slope Estimator

GWA-49 (bg)

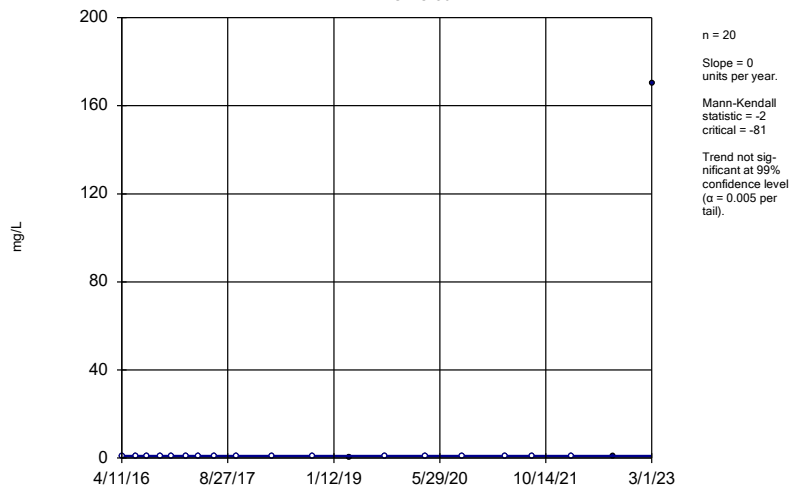


Constituent: Sulfate Analysis Run 8/21/2023 2:20 PM View: Appendix III - Trend Tests
Plant Scherer Client: Southern Company Data: Scherer PAC-CCR

Hollow symbols indicate censored values.

Sen's Slope Estimator

GWC-50

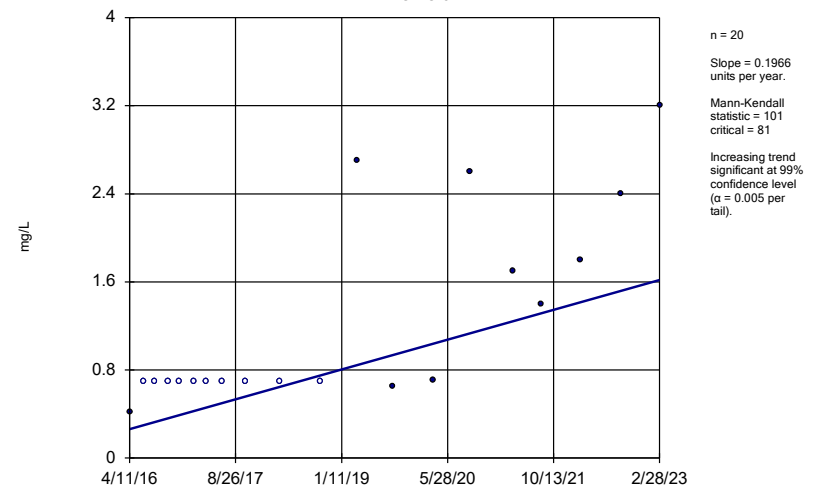


Constituent: Sulfate Analysis Run 8/21/2023 2:20 PM View: Appendix III - Trend Tests
Plant Scherer Client: Southern Company Data: Scherer PAC-CCR

Hollow symbols indicate censored values.

Sen's Slope Estimator

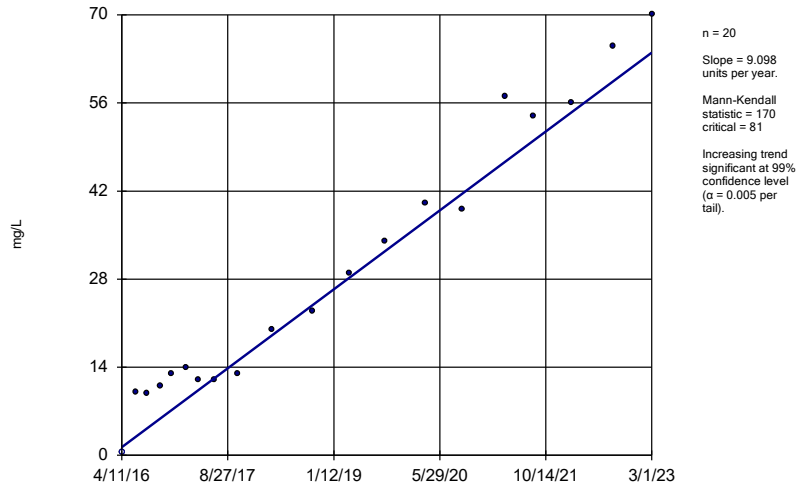
GWC-51



Constituent: Sulfate Analysis Run 8/21/2023 2:20 PM View: Appendix III - Trend Tests
Plant Scherer Client: Southern Company Data: Scherer PAC-CCR

Sen's Slope Estimator

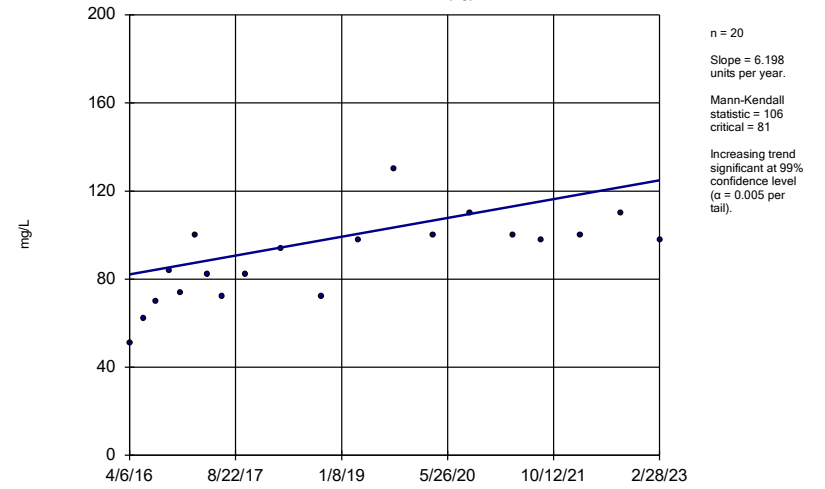
GWC-52



Constituent: Sulfate Analysis Run 8/21/2023 2:20 PM View: Appendix III - Trend Tests
Plant Scherer Client: Southern Company Data: Scherer PAC-CCR

Sen's Slope Estimator

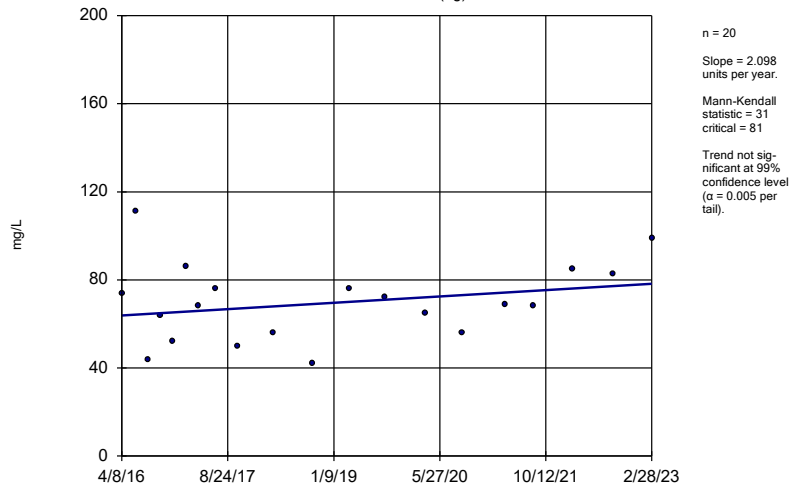
GWA-21 (bg)



Constituent: Total Dissolved Solids Analysis Run 8/21/2023 2:20 PM View: Appendix III - Trend Tests
Plant Scherer Client: Southern Company Data: Scherer PAC-CCR

Sen's Slope Estimator

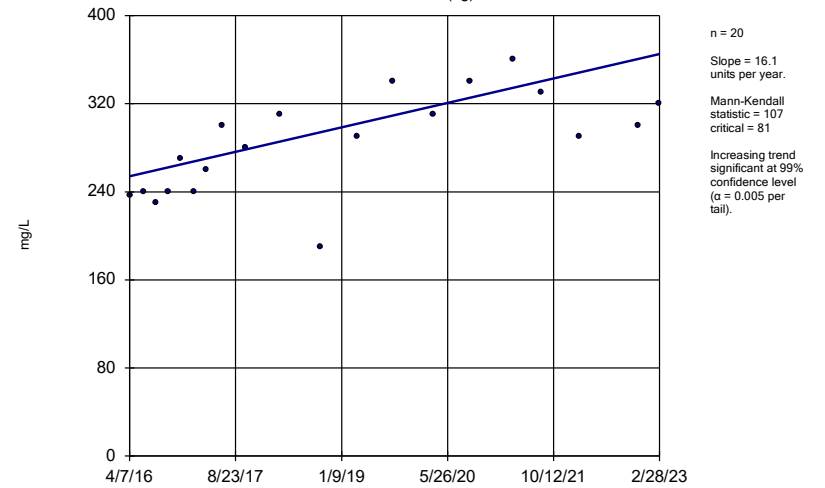
GWA-22 (bg)



Constituent: Total Dissolved Solids Analysis Run 8/21/2023 2:20 PM View: Appendix III - Trend Tests
Plant Scherer Client: Southern Company Data: Scherer PAC-CCR

Sen's Slope Estimator

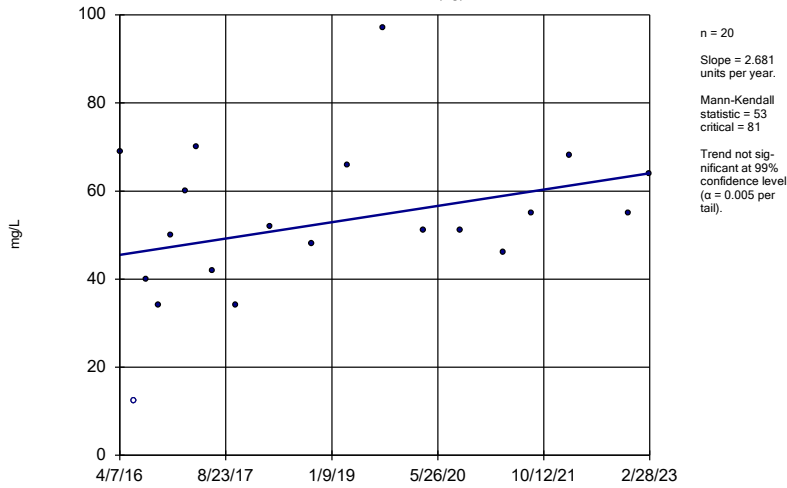
GWA-45 (bg)



Constituent: Total Dissolved Solids Analysis Run 8/21/2023 2:20 PM View: Appendix III - Trend Tests
Plant Scherer Client: Southern Company Data: Scherer PAC-CCR

Sen's Slope Estimator

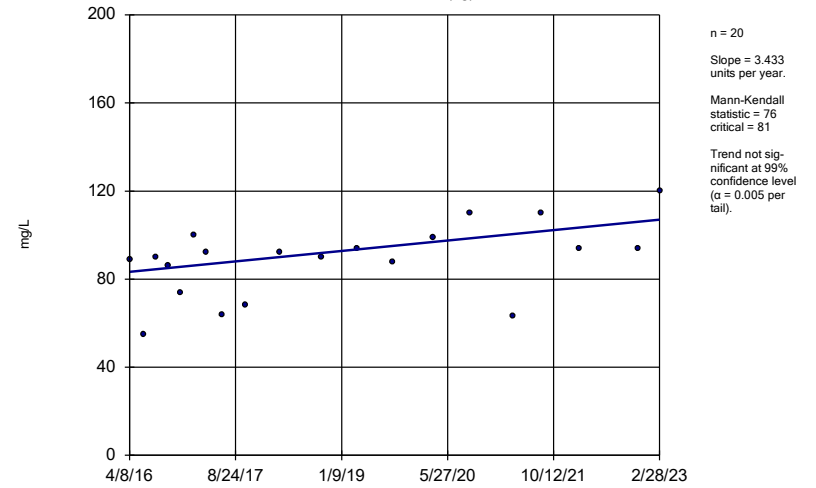
GWA-46 (bg)



Constituent: Total Dissolved Solids Analysis Run 8/21/2023 2:20 PM View: Appendix III - Trend Tests
Plant Scherer Client: Southern Company Data: Scherer PAC-CCR

Sen's Slope Estimator

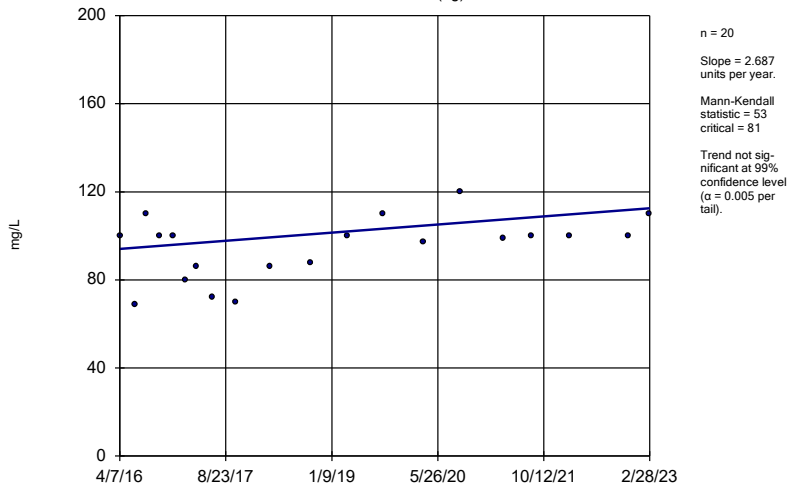
GWA-47 (bg)



Constituent: Total Dissolved Solids Analysis Run 8/21/2023 2:20 PM View: Appendix III - Trend Tests
Plant Scherer Client: Southern Company Data: Scherer PAC-CCR

Sen's Slope Estimator

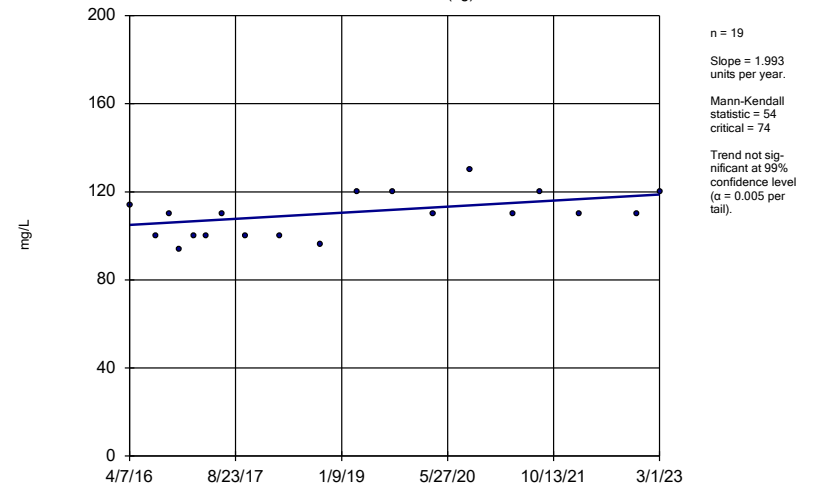
GWA-48 (bg)



Constituent: Total Dissolved Solids Analysis Run 8/21/2023 2:20 PM View: Appendix III - Trend Tests
Plant Scherer Client: Southern Company Data: Scherer PAC-CCR

Sen's Slope Estimator

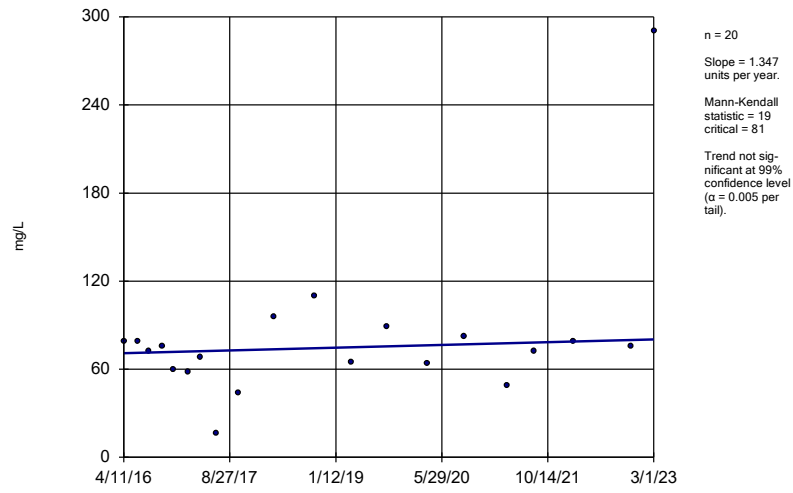
GWA-49 (bg)



Constituent: Total Dissolved Solids Analysis Run 8/21/2023 2:20 PM View: Appendix III - Trend Tests
Plant Scherer Client: Southern Company Data: Scherer PAC-CCR

Sen's Slope Estimator

GWC-50



Constituent: Total Dissolved Solids Analysis Run 8/21/2023 2:20 PM View: Appendix III - Trend Tests
Plant Scherer Client: Southern Company Data: Scherer PAC-CCR

FIGURE K.

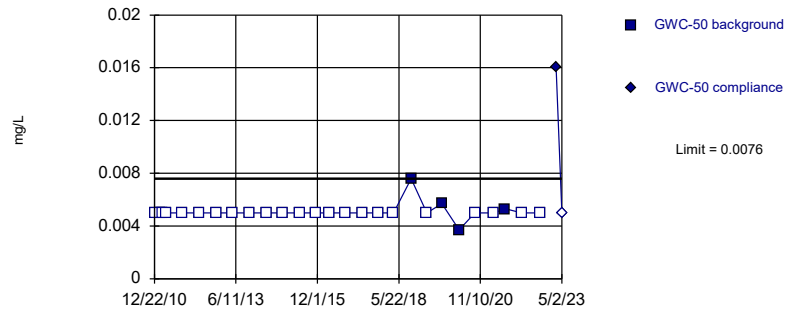
Appendix I Intrawell Prediction Limits - Resample Results (No Significant)

Plant Scherer Client: Southern Company Data: Scherer PAC-CCR Printed 5/26/2023, 1:41 PM

Constituent	Well	Upper Lim.	Lower Lim.	Date	Observ.	Sig.	Bg N	Bg Mean	Std. Dev.	%NDs	ND Adj.	Transform	Alpha	Method
Zinc, Total (mg/L)	GWC-50	0.0076	n/a	5/2/2023	0.005ND	No	27	n/a	n/a	85.19	n/a	n/a	0.002502	NP Intra (NDs) 1 of 2

Within Limit

Prediction Limit Intrawell Non-parametric



Non-parametric test used in lieu of parametric prediction limit because censored data exceeded 50%. Limit is highest of 27 background values. 85.19% NDs. Well-constituent pair annual alpha = 0.004998. Individual comparison alpha = 0.002502 (1 of 2).

Constituent: Zinc, Total Analysis Run 5/26/2023 1:40 PM View: Appendix I - Intrawell Resample
Plant Scherer Client: Southern Company Data: Scherer PAC-CCR

Prediction Limit

Constituent: Zinc, Total (mg/L) Analysis Run 5/26/2023 1:41 PM View: Appendix I - IntraWell Resample
Plant Scherer Client: Southern Company Data: Scherer PAC-CCR

	GWC-50	GWC-50
12/22/2010	<0.005	
2/15/2011	<0.005	
3/22/2011	<0.005	
4/27/2011	<0.005	
10/26/2011	<0.005	
5/2/2012	<0.005	
11/8/2012	<0.005	
5/8/2013	<0.005	
11/4/2013	<0.005	
5/24/2014	<0.005	
11/8/2014	<0.005	
5/22/2015	<0.005	
11/13/2015	<0.005	
4/11/2016	<0.005	
10/11/2016	<0.005	
4/7/2017	<0.005	
10/10/2017	<0.005	
3/23/2018	<0.005	
10/4/2018	0.0076	
3/28/2019	<0.005	
9/12/2019	0.0057	
3/19/2020	0.0037 (J)	
9/10/2020	<0.005	
4/6/2021	<0.005	
8/13/2021	0.0053	
2/14/2022	<0.005	
8/31/2022	<0.005	
3/1/2023		0.016
5/2/2023		<0.005 (R)

FIGURE L.

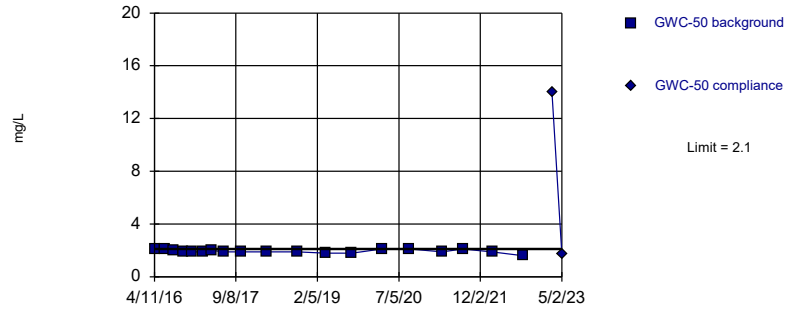
Appendix III Intrawell Prediction Limits - Resample Results (No Significant)

Plant Scherer Client: Southern Company Data: Scherer PAC-CCR Printed 5/26/2023, 1:43 PM

Constituent	Well	Upper Lim.	Lower Lim.	Date	Observ.	Sig.	Bg N	Bg Mean	Std. Dev.	%NDs	ND Adj.	Transform	Alpha	Method
Chloride (mg/L)	GWC-50	2.1	n/a	5/2/2023	1.7	No	19	n/a	n/a	0	n/a	n/a	0.004832	NP Intra (normality) 1 of 2
pH (S.U.)	GWC-50	5.959	5.69	5/2/2023	5.82	No	24	5.824	0.06717	0	None	No	0.000752	Param Intra 1 of 2

Within Limit

Prediction Limit Intrawell Non-parametric

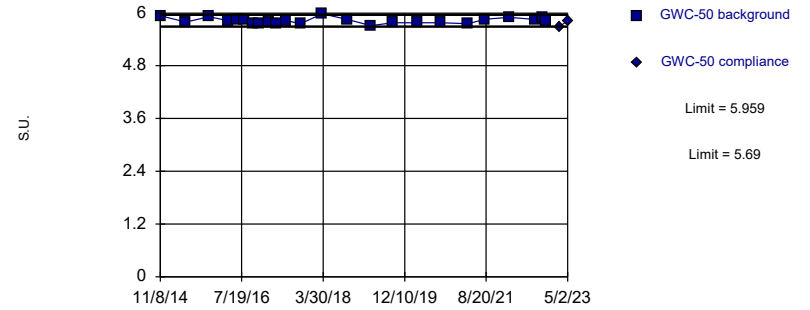


Non-parametric test used in lieu of parametric prediction limit because the Shapiro Wilk normality test showed the data to be non-normal at the 0.05 alpha level. Limit is highest of 19 background values. Well-constituent pair annual alpha = 0.009641. Individual comparison alpha = 0.004832 (1 of 2).

Constituent: Chloride Analysis Run 5/26/2023 1:42 PM View: Appendix III - Intrawell Resample
Plant Scherer Client: Southern Company Data: Scherer PAC-CCR

Within Limits

Prediction Limit Intrawell Parametric



Background Data Summary: Mean=5.824, Std. Dev.=0.06717, n=24. Normality test: Shapiro Wilk @alpha = 0.01, calculated = 0.9562, critical = 0.884. Kappa = 2.004 (c=7, w=5, 1 of 2, event alpha = 0.05132). Report alpha = 0.001504.

Constituent: pH Analysis Run 5/26/2023 1:42 PM View: Appendix III - Intrawell Resample
Plant Scherer Client: Southern Company Data: Scherer PAC-CCR

Prediction Limit

Constituent: Chloride (mg/L) Analysis Run 5/26/2023 1:43 PM View: Appendix III - IntraWell Resample
Plant Scherer Client: Southern Company Data: Scherer PAC-CCR

	GWC-50	GWC-50
4/11/2016	2.09	
6/15/2016	2.1	
8/10/2016	2	
10/11/2016	1.9	
12/2/2016	1.9	
2/13/2017	1.9	
4/7/2017	2	
6/22/2017	1.9	
10/10/2017	1.9	
3/23/2018	1.9	
10/4/2018	1.9	
3/28/2019	1.8	
9/12/2019	1.8	
3/19/2020	2.1	
9/10/2020	2.1	
4/6/2021	1.9	
8/13/2021	2.1	
2/14/2022	1.9	
8/31/2022	1.6	
3/1/2023		14
5/2/2023		1.7 (R)

Prediction Limit


Constituent: pH (S.U.) Analysis Run 5/26/2023 1:43 PM View: Appendix III - Intravel Resample
Plant Scherer Client: Southern Company Data: Scherer PAC-CCR

	GWC-50	GWC-50
11/8/2014	5.94	
5/22/2015	5.79	
11/13/2015	5.92	
4/11/2016	5.82	
6/15/2016	5.85	
8/10/2016	5.85	
10/11/2016	5.76	
12/2/2016	5.76	
2/13/2017	5.8	
4/7/2017	5.75	
6/22/2017	5.83	
10/10/2017	5.76	
3/23/2018	5.98	
10/4/2018	5.85	
3/28/2019	5.71	
9/13/2019	5.78	
3/19/2020	5.78	
9/10/2020	5.78	
4/6/2021	5.76	
8/13/2021	5.86	
2/14/2022	5.9	
8/31/2022	5.85	
10/25/2022	5.89	
11/16/2022	5.81	
3/1/2023		5.69
5/2/2023		5.82 (R)

APPENDIX E

**Statistical Analyses
August 2023**

GROUNDWATER STATS CONSULTING



January 31, 2024

Southern Company Services
Attn: Mr. Joju Abraham
241 Ralph McGill Blvd NE, Bin 10160
Atlanta, Georgia 30308-3374

Re: Plant Scherer Cell 1 Landfill
Statistical Analysis – August 2023

Dear Mr. Abraham,

Groundwater Stats Consulting, formerly the statistical consulting division of Sanitas Technologies, is pleased to provide the groundwater statistical analysis for the 2023 2nd Semi-Annual Groundwater Monitoring Statistical Analysis sample event for Georgia Power Company's Plant Scherer Cell 1 Landfill. The analysis complies with the Georgia Environmental Protection Division (EPD) Rules for Solid Waste Management Chapter 391-3-4-.10 and follows the United States Environmental Protection Agency (USEPA) Unified Guidance (2009).

Sampling began for the Coal Combustion Residuals (CCR) program in 2016. Semi-annual sampling for 16 parameters began in 2010 in accordance with the Georgia Department of Natural Resources, Environmental Protection Division (Georgia EPD) groundwater monitoring regulations. At least 8 background samples have been collected at each of the groundwater monitoring wells.

The monitoring well network, as provided by Southern Company Services, consists of the following:

- **Upgradient wells:** GWA-15, GWA-16, and GWA-17
- **Downgradient wells:** GWC-1, GWC-2, GWC-3, GWC-4, GWC-5, GWC-6, GWC-7, GWC-8A, GWC-9, GWC-10, GWC-11, GWC-12, GWC-13, GWC-14, GWC-18, GWC-19, and GWC-20

Data were sent electronically to Groundwater Stats Consulting, and the statistical analysis was reviewed by Kristina Rayner, Senior Statistician and Founder of Groundwater Stats Consulting. The analysis is prepared according to the recommended statistical methodology prepared in the Fall 2017 by Dr. Kirk Cameron, PhD Statistician with MacStat Consulting, primary author of the USEPA Unified Guidance.

The State and CCR program consist of the constituents listed below. The terms "parameters" and "constituents" are used interchangeably:

- **CCR Appendix III** - boron, calcium, chloride, fluoride, pH, sulfate, and TDS
- **Georgia EPD Appendix I** - antimony, arsenic, barium, beryllium, cadmium, chromium, cobalt, copper, lead, mercury, nickel, selenium, silver, thallium, vanadium, and zinc

Statistical analyses are not required when 100% non-detects are present in wells for a given constituent. A list of Appendix I well/constituent pairs with 100% non-detects follows this letter. Due to varying detection limits in data sets, generally due to improved laboratory practices, a substitution of the most recent reporting limit is used for all non-detects. Note that for calculation of intrawell prediction limits, substitution of the most recent reporting limit is performed separately for each well/parameter pair. In some cases, the reporting limit provided by the laboratory contained varying limits for a given constituent; therefore, the substitution may differ from well to well. This generally gives the most conservative limit in each case.

Time series plots for CCR Appendix III and Georgia EPD Appendix I parameters at all wells are provided for the purpose of screening data at these wells (Figure A). Additionally, a separate section of box plots is included for all constituents at upgradient and downgradient wells (Figure B). The time series plots are used to initially screen for suspected outliers and trends, while the box plots provide visual representation of variation within individual wells and between all wells. Values in background which have been flagged as outliers may be seen in a lighter font and as a disconnected symbol on the graphs.

In earlier analyses, data at all wells for constituents detected in downgradient wells were evaluated for the following: 1) outliers; 2) trends; 3) most appropriate statistical method based on site characteristics of groundwater data upgradient of the facility; and 4) eligibility of downgradient wells when intrawell statistical methods are recommended. Power curves were provided with the update to demonstrate that the selected statistical methods for the constituents listed above comply with the USEPA Unified Guidance and the Georgia Environmental Protection Division Rules for Solid Waste Management

Chapter 391-3-4-.10. The EPA suggests that the selected statistical method should provide at least 55% power at 3 standard deviations or at least 80% power at 4 standard deviations. It is assumed a minimum of 14 background samples for the state parameters and a minimum of 11 background samples for the federal parameters are available to provide adequate statistical power using a 1-of-2 resample plan. For any well/constituent pairs that do not achieve recommended power, the resulting limits are lower from truncation of elevated concentrations and, therefore, are more conservative than if the earlier data were not truncated. Power curves were based on the following:

Georgia EPD Appendix I Constituents:

- Semi-Annual Sampling
- Interwell Prediction Limits with 1-of-2 resample plan (arsenic and silver)
- Intrawell Prediction Limits with 1-of-2 resample plan (antimony, barium, beryllium, cadmium, chromium, cobalt, copper, lead, mercury, nickel, selenium, thallium, vanadium, and zinc)
- # Constituents: 16
- # Downgradient wells: 17

CCR Appendix III Constituents:

- Semi-Annual Sampling
- Intrawell Prediction Limits with 1-of-2 resample plan – (boron, calcium, chloride, fluoride, pH, sulfate, and TDS)
- # Constituents: 7
- # Downgradient wells: 17

The distribution of data is tested using the Shapiro-Wilk/Shapiro-Francia test for normality. Parametric prediction limits are utilized when the screened historical data follow a normal or transformed-normal distribution. When data cannot be normalized or the majority of data are non-detects, a nonparametric test is utilized. While the false positive rate associated with the parametric limits is based on an annual 10% (5% for each semi-annual sample event) as recommended by the EPA Unified Guidance (2009), the false positive rate associated with the nonparametric limits is dependent upon the available background sample size, number of future comparisons, and verification resample plan. The following approaches are used for handling non-detects (USEPA, 2009):

- No statistical analyses are required on wells and analytes containing 100% non-detects (USEPA Unified Guidance, 2009, Chapter 6).

- When data contain <15% non-detects, simple substitution of one-half the reporting limit is utilized in the statistical analysis. The reporting limit utilized for non-detects is the most recent practical quantification limit (PQL) as reported by the laboratory.
- When data contain between 15-50% non-detects, the Kaplan-Meier non-detect adjustment is applied to the background data for parametric limits. This technique adjusts the mean and standard deviation of the historical concentrations to account for concentrations below the reporting limit.
- Nonparametric prediction limits are used on data containing greater than 50% non-detects.

Natural systems continuously evolve due to physical changes made to the environment. Examples include capping a landfill, paving areas near a well, or lining a drainage channel to prevent erosion. Periodic updating of background statistical limits is necessary to accommodate these types of changes. In the interwell case, prediction limits are updated with upgradient well data during each event after careful screening for any new outliers. In the intrawell case, data for all wells and constituents may re-evaluated when a minimum of 4 new data points are available to determine whether earlier concentrations are representative of present-day groundwater quality. In some cases, an earlier portion of data is deselected prior to construction of limits to provide sensitive limits that will rapidly detect changes in groundwater quality. Even though the data are excluded from the calculation, the values will continue to be reported and shown in tables and graphs.

Two-Step Statistical Analysis

Intrawell statistical methods, combined with a 1-of-2 resample plan, may be used as a conservative first step for identifying potential facility impacts to groundwater quality in downgradient wells. Intrawell methods use background data from individual wells and may be overly sensitive to spatial variation. In particular, for nonparametric limits with small background sample sizes, the probability of a false positive result is higher than the desired annual sitewide rate of 10%. Therefore, a large number of exceedances may occur as a result of spatial variation rather than facility impacts. A second step can be used to further evaluate those exceedances and reduce the overall number of statistically significant increases (SSIs) that result from spatial variation. In instances where intrawell statistical methods identify an apparent SSI, a second step of interwell statistical evaluation may be used to determine whether the measurement exceeds the sitewide background limit based on pooled upgradient well data. This is similar in concept to the procedure used in compliance monitoring programs where an interwell statistical limit is used to determine "background" (USEPA Unified Guidance (2009), Chapter 7, Section 7.5).

For the detection monitoring program, if the result does not exceed sitewide (interwell) background, an SSI is not declared.

When the result exceeds the sitewide (interwell) background, the 1-of-2 resample plan allows for collection of an independent resample to confirm or disconfirm the initial finding. A statistically significant increase is not declared unless the resample also exceeds the intrawell prediction limit (United States Environmental Protection Agency (USEPA) Unified Guidance, March 2009, Chapter 19). When the resample confirms the initial exceedance, further research would be required to identify the cause of the exceedance (i.e., impact from the site, natural variation, or an off-site source). When any resample falls within the statistical limit, the initial exceedance is considered to be a false positive result, and no further action is necessary. In cases where intrawell and interwell exceedances are noted and no resamples are collected, the initial exceedance will be considered a confirmed SSI.

Trend tests, in addition to interwell prediction limits, are recommended for well/constituent pairs found to have an apparent intrawell SSI. Trend analysis will provide for detection of long-term changes and potential facility impacts at a given well in cases where the concentrations at that well remain below the sitewide upgradient limits. Thus, the two-step approach has additional capability to detect long-term changes at downgradient wells compared to interwell methods alone. While a trend may be identified by visual inspection, a quantification of the trend and its significance is needed to identify whether concentrations are statistically significantly increasing, decreasing, or remaining stable over time. The absence of a statistically significant increasing trend indicates that an initial intrawell exceedance is short-term and may be the result of spatial variation rather than facility impact to groundwater. If a facility impact has occurred, it will likely result in additional exceedances in future sampling events. When a statistically significant increasing trend is noted, additional data may be needed to demonstrate that there is reasonable evidence that the initial intrawell statistical exceedance is a result of spatial variation rather than a result of impact to groundwater quality downgradient of the facility.

Summary of Background Screening – CCR Appendix III – Conducted in 2017

The original background screening for CCR Appendix III constituents was conducted in 2017 by MacStat Consulting. Values identified as outliers were flagged in the database and excluded prior to construction of statistical limits. Intrawell prediction limits, combined with a 1-of-2 resample plan, were recommended. The Analysis of Variance (ANOVA) was used to statistically evaluate differences in average concentrations among upgradient wells, which assists in identifying the most appropriate statistical approach.

Interwell tests, which compare downgradient well data to statistical limits constructed from pooled upgradient well data, are appropriate when average concentrations are similar across upgradient wells. Intrawell tests, which compare compliance data from a single well to screened historical data within the same well, are appropriate when upgradient wells exhibit spatial variation; when statistical limits constructed from upgradient wells would not be conservative from a regulatory perspective; and when downgradient water quality is unimpacted compared to upgradient water quality for the same parameter. Based on the results of the original background screening, intrawell tests were recommended for all Appendix III parameters.

Summary of Background Screening – Georgia EPD Appendix I – Conducted in August 2019

Outlier Analysis

Time series plots were used to identify suspected outliers, or extreme values that would result in limits that are not representative of the current background data population. Suspected outliers at all wells and parameters were formally tested using Tukey's box plot method and, when identified, flagged in the computer database with "o" and deselected prior to construction of statistical limits. The results of Tukey's outlier test as well as a discussion of potential outliers and flagged values were included with the background screening report.

Seasonality

No obvious seasonal patterns were observed on the time series plots for any of the detected data; therefore, no deseasonalizing adjustments were made to the data. When seasonal patterns are observed, data may be deseasonalized so that the resulting limits will correctly account for the seasonality as a predictable pattern rather than random variation or a release.

Trend Tests

While trends may be identified by visual inspection, a quantification of the trend and its significance is needed. The Sen's Slope/Mann Kendall trend test, which tests for statistically significant increasing or decreasing trends, was used to evaluate data at all upgradient wells and downgradient wells with detections for the following constituents: arsenic, barium, chromium, cobalt, copper, lead, nickel, selenium, silver, vanadium, and zinc.

In the absence of suspected contamination, significant trending data are typically not included as part of the background data used for construction of prediction limits. This step serves to eliminate the trend and, thus, reduce variation in background. When statistically significant decreasing trends are present, all available data are evaluated to determine whether earlier concentration levels are significantly different from current reported concentrations and will be deselected as necessary. When any records of data are truncated for the reasons above, a summary report will be provided to show the date ranges used in construction of the statistical limits.

The results of the trend analyses showed several statistically significant increasing trends. However, the majority of these trends were relatively low in magnitude when compared to average concentrations; therefore, most records required no adjustments. The following well/constituent pairs did require adjustments to the records in order to remove increasing trends and use more recent data that will result in statistical limits representative of present-day groundwater quality conditions: chromium in wells GWC-1 and GWC-10, and vanadium in well GWC-1. A summary of the background periods used for these well/constituent pairs follows this letter. When an increasing trend in a downgradient well is removed by truncating the earlier portion of the record for a constituent analyzed by intrawell limits, it is assumed that the trend is not the result of the facility. This assumption is supported by a boxplot for all wells, by pre-waste data, or by an alternate source demonstration.

Selenium at well GWC-5 had elevated concentrations beginning in 2015, reportedly, due to surface infiltration from a leaking pipe that has since been fixed. Therefore, trend tests were recommended in lieu of prediction limits. While the trend test showed an increasing trend when the entire record of data was evaluated, an additional trend test which evaluated only the most recent 8 measurements was included and demonstrated that the more recent measurements result in a statistically significant decreasing trend. Prediction limits may resume when at least 8 measurements return to background levels.

Several statistically significant decreasing trends were noted, but no records required adjustment during the screening. Vanadium at well GWC-8A has several more recent low-level reported concentrations similar to those reported during the earliest years of sampling. If these low-level concentrations continue, once a minimum of 8 new observations are available, the background data will likely be truncated to only use more recent data for construction of statistical limits.

Determination of Spatial Variation

The Analysis of Variance (ANOVA) was used to statistically evaluate differences in average concentrations among upgradient wells for constituents detected in downgradient wells which included: arsenic, barium, chromium, cobalt, copper, lead, nickel, selenium, silver, vanadium, and zinc. The ANOVA assists in identifying the most appropriate statistical approach. Based on the results of the background screening, intrawell tests were recommended for antimony, barium, beryllium, cadmium, chromium, cobalt, copper, lead, mercury, nickel, selenium, thallium, vanadium, and zinc, while interwell tests were recommended for arsenic and silver. A summary table of the ANOVA results and a discussion of the intrawell method eligibility was included with the screening.

Background Updates – Georgia EPD Appendix I and CCR Appendix III

June 2021

Outlier Analysis

Prior to updating background data, visual screening was used to evaluate data for suspected outliers in upgradient and downgradient wells through September 2020. All of the more recent compliance measurements appeared stable with no spurious measurements compared to the previously screened historical data sets; therefore, no new outliers were flagged except for a high value for sulfate at well GWC-13 and the historic highest values for chloride and sulfate at GWC-5. These values were flagged in order to maintain conservative (i.e., lower) statistical limits. Outliers are displayed in a lighter font and as a disconnected symbol on the time series reports, as well as in a lighter font on the accompanying data pages.

Mann-Whitney Comparison of Medians

For constituents tested using intrawell prediction limits, which includes all Georgia EPD Appendix I constituents (except arsenic and silver which utilize interwell prediction limits) and all CCR Appendix III constituents, the Mann-Whitney (Wilcoxon Rank Sum) test was used to compare the medians of historical data through October 2018 to the new compliance samples at each well through September 2020. When no variation is present between historical data and compliance samples, the Mann-Whitney test is not performed. A list of well/constituent pairs with no variation was submitted with the background update. When the medians of the two groups are not statistically significantly different at the 99% confidence level, background data sets are updated to include the newer compliance data. The results of the Mann-Whitney test and discussion regarding

updating background records were included with the background update report. A summary of well/constituent pairs using a truncated portion of their record to establish intrawell prediction limits follows this letter. All records for Appendix I and Appendix III constituents using intrawell methods will be re-evaluated during the next background update.

Trend Tests

For constituents requiring interwell prediction limits (arsenic and silver), the Sen's Slope/Mann Kendall trend test, which tests for statistically significant increasing or decreasing trends, was used to evaluate data at all upgradient wells. As mentioned above, in the absence of suspected contamination, significant trending data are typically not included as part of the background data used for construction of prediction limits. This step serves to eliminate the trend, thus reduce variation in background. When statistically significant decreasing trends are present, all available data are evaluated to determine whether earlier concentration levels are significantly different from current reported concentrations and will be deselected as necessary. No significant trends were identified among upgradient wells for arsenic and silver; therefore, no further action was necessary. Complete graphical results of the trend tests were submitted with the background update report.

May 2023

Outlier Analysis

Prior to updating background data, visual screening and Tukey's outlier test were used to evaluate data for suspected outliers in upgradient and downgradient wells through December 2022. Both Tukey's outlier test and visual screening confirmed previously flagged outliers with the exception of low values for pH at upgradient well GWA-15, downgradient wells GWC-2, GWC-11, GWC-12, and GWC-14. These values were unflagged during the update as the measurements were representative of concentrations throughout the respective records. Elevated historic concentrations compared to present-day conditions, such as the highest respective values for copper in downgradient well GWC-8A, lead in downgradient well GWC-3, pH in well GWC-2, and TDS in downgradient well GWC-11, were flagged in order to maintain conservative (i.e., lower) statistical limits. A summary of all flagged outliers follows this letter (Figure C). Outliers are displayed in a lighter font and as a disconnected symbol on the time series reports as well as in a lighter font on the accompanying data pages.

Mann-Whitney Comparison of Medians

For constituents tested using intrawell prediction limits, which include all Georgia EPD Appendix I constituents (except arsenic and silver which utilize interwell prediction limits) and all CCR Appendix III constituents, the Mann-Whitney (Wilcoxon Rank Sum) test was used to compare the medians of historical data through September 2020 to the new compliance samples at each well through December 2022. When no variation is present between historical data and compliance samples, the Mann-Whitney test is not performed. When the medians of the two groups are not statistically significantly different at the 99% confidence level (either an increase or decrease), background data sets may be updated to include the newer compliance data. The results of the Mann-Whitney test showed statistically significant differences for the following well/constituent pairs:

Increase:

- Barium: GWC-10, GWC-12, GWC-13, GWC-19, and GWC-4
- Calcium: GWC-19, GWC-4, and GWC-8A
- Chloride: GWA-15 (upgradient) GWC-10, GWC-14, GWC-18, GWC-19, GWC-7
- Chromium: GWC-10 and GWC-19
- Nickel: GWC-2 and GWC-8A
- pH: GWC-18
- Sulfate: GWC-10 and GWC-4

Decrease:

- Antimony: GWC-4
- Beryllium: GWC-5 and GWC-8A
- Boron: GWC-5 and GWC-6
- Cadmium: GWC-2
- Calcium: GWC-5
- Cobalt: GWC-12 and GWC-9
- Copper: GWC-1, GWC-2, and GWC-3
- Fluoride: GWC-18 and GWC-19
- Nickel: GWA-15 (upgradient), GWC-1, GWC-11, GWC-12, GWC-20, GWC-4, GWC-5, and GWC-6
- Selenium: GWC-4 and GWC-5
- Sulfate: GWC-5
- Thallium: GWC-19, GWC-5, GWC-6, GWC-8A, and GWC-9
- TDS: GWC-5
- Vanadium: GWA-8A (upgradient)

For both Appendix I and III well/constituent pairs with a statistically significant increase in median concentrations, the following records were not updated with data through December 2022 in order to maintain statistical limits that are conservative from a regulatory perspective:

- Barium: GWC-10, GWC-13, GWC-19, and GWC-4
- Calcium: GWC-19 and GWC-8A
- Sulfate: GWC-10 and GWC-4

The following records were updated through December 2022 because the newer data were within or close to the range of earlier data and would not greatly increase statistical limits:

- Barium: GWC-12
- Calcium: GWC-4
- Chloride: GWA-15 (upgradient), GWC-10, GWC-14, GWC-18, GWC-19, GWC-7
- Chromium: GWC-10 and GWC-19
- Nickel: GWC-2 and GWC-8A
- pH: GWC-18

Note that the record for calcium at GWC-4 was updated through August 2022 rather than December 2022 in order to maintain statistical limits that are conservative (i.e., lower) from a regulatory perspective. Although an increasing trend is present for chloride at GWC-10, the reported concentrations remain low resulting in an intrawell prediction limit of 5 mg/L, which is significantly lower than the Maximum Concentration Limit (MCL) of 250 mg/L. This record will be re-evaluated during the next background update.

Regarding Appendix I and III well/constituent pairs with a statistically significant decrease in median concentrations, all records were updated with compliance data as all cases (with the exception of boron, calcium, selenium, sulfate, and TDS at GWC-5) had compliance data at or below the reporting limit. For the aforementioned constituents at GWC-5, background data were updated through December 2022, and elevated concentrations reported earlier in the record were truncated in order to construct statistical limits that are conservative (i.e., lower) from a regulatory perspective and are more representative of present-day groundwater quality conditions. For the same reasons, earlier concentrations for chloride at GWC-5 were also truncated from the record, even though the difference in medians was not statistically significant.

The Mann Whitney test did not identify significant differences in medians for lead; however, it was noted during the previous update that historical data prior to 2016 are variable and appear to represent a sampling or analysis error. Therefore, all historical data prior to 2016 for lead were truncated so that resulting prediction limits are conservative (i.e., lower) from a regulatory perspective.

Due to variable concentrations, a trend test was previously recommended in lieu of prediction limits for selenium at GWC-5 until at least the most recent 8 observations had stabilized at lower concentrations. Since no significant trends were identified for selenium among the most recent concentrations at the 99% confidence level and data appear to have stabilized, intrawell prediction limits were constructed using a truncated record as described above.

A summary of well/constituent pairs using a truncated portion of their record to establish intrawell prediction limits follows this letter. All records for Appendix I and Appendix III constituents using intrawell methods will be re-evaluated during the next background update.

Trend Tests

For constituents requiring interwell prediction limits (arsenic and silver), the Sen's Slope/Mann Kendall trend test, which tests for statistically significant increasing or decreasing trends, was used to evaluate data at all upgradient wells at the 99% confidence level. As mentioned above, in the absence of suspected contamination, significant trending data are typically not included as part of the background data used for construction of prediction limits. This step serves to eliminate the trend, thus reduce variation in background. When statistically significant decreasing trends are present, all available data are evaluated to determine whether earlier concentration levels are significantly different from current reported concentrations and will be deselected as necessary. No significant trends were identified among upgradient wells for arsenic and silver; therefore, no further action was necessary. Complete graphical results of the trend tests were included with the previous update.

Prediction Limits - Appendix I & III Constituents – August 2023

Intrawell limits were used to evaluate all Appendix I and III constituents in this analysis with the exception of arsenic and silver, which use interwell limits. In cases where intrawell analyses are recommended and downgradient average concentrations are higher than upgradient observed concentrations for a given constituent, the current assumption is that the higher upgradient concentrations are due to spatial variation rather than a result

of practices at the landfill. The pre-waste data support this logic, as well as the alternate source demonstrations prepared by Golder Associates.

When there is not an obvious explanation for observed concentration differences in downgradient wells relative to reported concentrations in upgradient wells (such as arsenic and silver), interwell prediction limits will initially be selected for the statistical method until further evidence shows that concentrations are due to spatial variation rather than a result of the facility.

Intrawell Prediction Limits

Intrawell prediction limits, combined with a 1-of-2 resample plan, were constructed using all available data through December 2022, except for cases mentioned above, within each well with detections for Appendix I constituents (antimony, barium, beryllium, cadmium, chromium, cobalt, copper, lead, mercury, nickel, selenium, thallium, vanadium, and zinc) and Appendix III constituents (boron, calcium, chloride, fluoride, pH, sulfate, and TDS) (Figures D & E respectively). As previously discussed, no statistical analyses were required for well/constituent pairs containing 100% non-detects.

As discussed earlier, the most recent reporting limit is substituted on a well-by-well basis for computing intrawell prediction limits. Therefore, individual wells can have different substitutions for a given parameter depending on what the laboratory has reported for each well. Note that the intrawell prediction limits changed compared to those established during the background update for vanadium at well GWC-8A and zinc at most wells as a result of the most recent reporting limit replacing historic non-detects. No statistical exceedances resulted from the lower statistical limits for these well/constituent pairs.

In the event of an initial exceedance of compliance well data, the 1-of-2 resample plan allows for collection of one additional sample to determine whether the initial exceedance is confirmed. When resamples confirm the initial exceedance, an SSI is identified, and further research would be required to identify the cause of the exceedance (i.e., impact from the site, natural variation, or an off-site source). If a resample falls within the statistical limit, the initial exceedance is considered to be a false positive result, and no further action is necessary. The following statistical exceedances were noted for the intrawell prediction limits:

Appendix I

- Barium: GWC-14, GWC-19, and GWC-4
- Nickel: GWC-1 and GWC-8A

Appendix III

- Calcium: GWC-19, GWC-20, GWC-4, and GWC-8A
- Chloride: GWC-7
- Fluoride: GWC-6
- pH: GWC-7
- Sulfate: GWC-10, GWC-3, and GWC-4
- TDS: GWC-4 and GWC-8A

Two-Step Approach

Following the two-step analysis procedure discussed above, interwell prediction limits were then constructed using pooled upgradient well data through August 2023 to evaluate the Appendix I and III apparent intrawell prediction limit exceedances (Figures F and G, respectively). The following statistical exceedances were noted for the interwell prediction limits:

Appendix I

- Barium: GWC-4
- Nickel: GWC-1 and GWC-8A

Appendix III

- Calcium: GWC-19, GWC-20, GWC-4, and GWC-8A
- Sulfate: GWC-3 and GWC-4
- TDS: GWC-4 and GWC-8A

Interwell Prediction Limits

Interwell prediction limits, combined with a 1-of-2 resample plan, were then constructed using all pooled upgradient well data through August 2023 to develop background limits for arsenic and silver (Figure H). No statistical exceedances were noted for the interwell prediction limits. Summary tables of the intrawell and interwell prediction limits follow this letter along with the complete graphical results. The interwell limits are updated during each analysis after screening for new outliers on the current upgradient well data, while the intrawell prediction limits are updated when a minimum of four new compliance observations are available.

Trend Tests

When prediction limit exceedances occur in any of the downgradient wells, data are further evaluated using the Sen's Slope/Mann Kendall trend test at the 99% confidence

level to determine whether concentrations are significantly increasing, decreasing, or stable (Figure I). Upgradient wells are included in the trend analyses to identify whether similar patterns exist upgradient of the site which is an indication of variability in groundwater unrelated to practices at the site.

A summary of the trend tests follows this letter along with complete graphical results of the trend analysis. Statistically significant trends were noted for the following well/constituent pairs:

Increasing:

- Barium: GWC-19 and GWC-4
- Calcium: GWA-17 (upgradient), GWC-19, GWC-4, and GWC-8A
- Chloride: GWA-15 (upgradient) and GWC-7
- pH: GWA-17 (upgradient)
- Sulfate: GWA-15 (upgradient), GWC-10, and GWC-4
- TDS: GWC-4 and GWC-8A

Decreasing:

- Barium: GWA-16 and GWA-17 (both upgradient)
- Chloride: GWA-17 (upgradient)
- Nickel: GWA-15 (upgradient)

Note that while the trend test identified a statistically significant decreasing trend for nickel in upgradient well GWA-15, the slope is displayed on the graph and summary table as zero which represents the median slopes of all the possible pairwise slopes.

Resample Reports – October 2023

Additional data were collected in October 2023 based on the results of the two-step approach for the following well/constituent pairs:

- Nickel: GWC-1 and GWC-8A
- Sulfate: GWC-3
- TDS: GWC-8A

Intrawell prediction limits were constructed using background data through December 2022 to compare the October 2023 resamples for Appendix I and III parameters (Figures J and K, respectively). An exceedance was identified for the following well/constituent pair:

- Sulfate: GWC-3

In accordance with the two-step approach, interwell prediction limits were constructed to evaluate the apparent exceedance for sulfate (Figure L). No exceedance was identified.

Summary

Based on the results of the two-step approach and resamples, apparent intrawell prediction limit measurements also exceeded the interwell prediction limits for the following well/constituent pairs:

Appendix I

- Barium: GWC-4

Appendix III


- Calcium: GWC-19, GWC-20, GWC-4, and GWC-8A
- Sulfate: GWC-4
- TDS: GWC-4

Thank you for the opportunity to assist you in the statistical analysis of groundwater quality for Plant Scherer Cell 1 Landfill. If you have any questions or comments, please feel free to contact us.

For Groundwater Stats Consulting,



Andrew T. Collins
Project Manager



Kristina L. Rayner
Senior Statistician

Table of Contents

Figure A. Time Series	41
Figure B. Box Plots	224
Figure C. Outlier Summary	248
Figure D. Appendix I Intrawell Prediction Limits	253
Figure E. Appendix III Intrawell Prediction Limits	527
Figure F. Appendix I Interwell - Two-Step - Prediction Limits	697
Figure G. Appendix III Interwell - Two-Step - Prediction Limits	705
Figure H. Appendix I Interwell Prediction Limits	719
Figure I. Appendix I & III Trend Tests	737
Figure J. Appendix I Intrawell Prediction Limits (October 2023 Resample)	751
Figure K. Appendix III Intrawell Prediction Limits (October 2023 Resample)	756
Figure L. Appendix III Interwell Prediction Limits - Two-Step (October 2023 Resample)	762

100% Non-Detects: Appendix I Intrawell

Analysis Run 9/26/2023 2:24 PM View: Appendix I - Intrawell
Plant Scherer Client: Southern Company Data: Scherer Cell 1-CCR

Antimony, Total (mg/L)

GWA-15, GWA-17, GWC-1, GWC-10, GWC-11, GWC-13, GWC-14, GWC-20, GWC-5, GWC-6, GWC-8A, GWC-9

Beryllium, Total (mg/L)

GWA-15, GWA-16, GWC-1, GWC-10, GWC-11, GWC-12, GWC-13, GWC-14, GWC-18, GWC-19, GWC-2, GWC-20, GWC-3, GWC-4, GWC-6, GWC-9

Cadmium, Total (mg/L)

GWA-15, GWA-16, GWC-1, GWC-10, GWC-12, GWC-13, GWC-14, GWC-18, GWC-19, GWC-20, GWC-3, GWC-4, GWC-5, GWC-6, GWC-7, GWC-9

Cobalt, Total (mg/L)

GWC-10, GWC-13, GWC-14

Copper (mg/L)

GWA-15, GWC-10, GWC-12, GWC-19, GWC-5

Lead, Total (mg/L)

GWA-15, GWC-12

Mercury (mg/L)

GWC-12

Nickel (mg/L)

GWC-14

Selenium, Total (mg/L)

GWC-13, GWC-20

Thallium, Total (mg/L)

GWC-10, GWC-11, GWC-12, GWC-13, GWC-14, GWC-18, GWC-20, GWC-3

100% Non-Detects: Appendix III Intrawell

Analysis Run 9/26/2023 3:46 PM View: Appendix III - Intrawell
Plant Scherer Client: Southern Company Data: Scherer Cell 1-CCR

Boron (mg/L)

GWA-16, GWC-11, GWC-12, GWC-14, GWC-18, GWC-19, GWC-2, GWC-4

Date Ranges

Date: 9/26/2023 4:08 PM

Plant Scherer Client: Southern Company Data: Scherer Cell 1-CCR

Barium, Total (mg/L)

GWC-10 background:5/10/2010-10/2/2018
GWC-13 background:5/9/2010-10/3/2018
GWC-19 background:5/11/2010-10/2/2018
GWC-4 background:5/11/2010-9/10/2020

Boron (mg/L)

GWC-5 background:3/27/2019-8/25/2022

Calcium (mg/L)

GWC-19 background:4/11/2016-9/9/2020
GWC-4 background:4/12/2016-8/25/2022
GWC-5 background:3/22/2018-8/25/2022
GWC-8A background:4/19/2016-10/4/2018

Chloride (mg/L)

GWC-5 background:10/3/2018-8/25/2022

Lead, Total (mg/L)

GWA-15 background:4/6/2016-12/28/2022
GWA-16 background:4/6/2016-12/28/2022
GWA-17 background:4/6/2016-12/28/2022
GWC-1 background:4/6/2016-12/28/2022
GWC-10 background:4/6/2016-12/28/2022
GWC-11 background:4/6/2016-12/28/2022
GWC-12 background:4/6/2016-12/28/2022
GWC-13 background:4/6/2016-12/28/2022
GWC-14 background:4/6/2016-12/28/2022
GWC-18 background:4/6/2016-12/28/2022
GWC-19 background:4/6/2016-12/28/2022
GWC-2 background:4/6/2016-12/28/2022
GWC-20 background:4/6/2016-12/28/2022
GWC-3 background:4/6/2016-12/28/2022
GWC-4 background:4/6/2016-12/28/2022
GWC-5 background:4/6/2016-12/28/2022
GWC-6 background:4/6/2016-12/28/2022
GWC-7 background:4/6/2016-12/28/2022
GWC-8A background:4/6/2016-12/28/2022
GWC-9 background:4/6/2016-12/28/2022

Selenium, Total (mg/L)

GWC-5 background:3/27/2019-8/25/2022

Sulfate (mg/L)

GWC-10 background:4/13/2016-10/2/2018
GWC-4 background:4/12/2016-9/10/2020
GWC-5 background:10/3/2018-8/25/2022

Total Dissolved Solids (mg/L)

GWC-5 background:3/22/2018-8/25/2022

Appendix I Intrawell Prediction Limits - Significant Results

Plant Scherer Client: Southern Company Data: Scherer Cell 1-CCR Printed 9/26/2023, 2:33 PM

Constituent	Well	Upper Lim.	Lower Lim.	Date	Observ.	Sig.	Bg N	Bg Mean	Std. Dev.	%NDs	ND Adj.	Transform	Alpha	Method
Barium, Total (mg/L)	GWC-14	0.01173	n/a	8/9/2023	0.012	Yes	31	8.9e-7	2.9e-7	3.226	None	x^3	0.0001937	Param Intra 1 of 2
Barium, Total (mg/L)	GWC-19	0.01999	n/a	8/8/2023	0.032	Yes	25	9.0e-8	2.7e-8	4	None	x^4	0.0001937	Param Intra 1 of 2
Barium, Total (mg/L)	GWC-4	0.05318	n/a	8/8/2023	0.085	Yes	29	0.0383	0.005897	0	None	No	0.0001937	Param Intra 1 of 2
Nickel (mg/L)	GWC-1	0.0018	n/a	8/9/2023	0.0071	Yes	27	n/a	n/a	74.07	n/a	n/a	0.002502	NP Intra (NDs) 1 of 2
Nickel (mg/L)	GWC-8A	0.0069	n/a	8/8/2023	0.0087	Yes	26	n/a	n/a	42.31	n/a	n/a	0.002667	NP Intra (normality) 1 of 2

Appendix I Intrawell Prediction Limits - All Results

Plant Scherer Client: Southern Company Data: Scherer Cell 1-CCR Printed 9/26/2023, 2:33 PM

<u>Constituent</u>	<u>Well</u>	<u>Upper Lim.</u>	<u>Lower Lim.</u>	<u>Date</u>	<u>Observ.</u>	<u>Sig.</u>	<u>Bg N</u>	<u>Bg Mean</u>	<u>Std. Dev.</u>	<u>%NDs</u>	<u>ND Adj.</u>	<u>Transform</u>	<u>Alpha</u>	<u>Method</u>
Chromium, Total (mg/L)	GWC-9	0.01304	n/a	8/8/2023	0.0085	No	33	0.007481	0.002241	3.03	None	No	0.0001937	Param Intra 1 of 2
Cobalt, Total (mg/L)	GWA-15	0.0029	n/a	8/3/2023	0.0017J	No	32	n/a	n/a	46.88	n/a	n/a	0.001803	NP Intra (normality) 1 of 2
Cobalt, Total (mg/L)	GWA-16	0.0025	n/a	8/3/2023	0.0025ND	No	32	n/a	n/a	87.5	n/a	n/a	0.001803	NP Intra (NDs) 1 of 2
Cobalt, Total (mg/L)	GWA-17	0.0025	n/a	8/3/2023	0.0025ND	No	33	n/a	n/a	90.91	n/a	n/a	0.001701	NP Intra (NDs) 1 of 2
Cobalt, Total (mg/L)	GWC-1	0.0025	n/a	8/9/2023	0.0025ND	No	33	n/a	n/a	93.94	n/a	n/a	0.001701	NP Intra (NDs) 1 of 2
Cobalt, Total (mg/L)	GWC-11	0.0025	n/a	8/9/2023	0.0025ND	No	33	n/a	n/a	96.97	n/a	n/a	0.001701	NP Intra (NDs) 1 of 2
Cobalt, Total (mg/L)	GWC-12	0.0025	n/a	8/9/2023	0.00035J	No	33	n/a	n/a	63.64	n/a	n/a	0.001701	NP Intra (NDs) 1 of 2
Cobalt, Total (mg/L)	GWC-18	0.0025	n/a	8/9/2023	0.0025ND	No	32	n/a	n/a	87.5	n/a	n/a	0.001803	NP Intra (NDs) 1 of 2
Cobalt, Total (mg/L)	GWC-19	0.0025	n/a	8/8/2023	0.0025ND	No	33	n/a	n/a	93.94	n/a	n/a	0.001701	NP Intra (NDs) 1 of 2
Cobalt, Total (mg/L)	GWC-2	0.0025	n/a	8/9/2023	0.0025ND	No	33	n/a	n/a	93.94	n/a	n/a	0.001701	NP Intra (NDs) 1 of 2
Cobalt, Total (mg/L)	GWC-20	0.0025	n/a	8/8/2023	0.0025ND	No	33	n/a	n/a	84.85	n/a	n/a	0.001701	NP Intra (NDs) 1 of 2
Cobalt, Total (mg/L)	GWC-3	0.0025	n/a	8/9/2023	0.0025ND	No	31	n/a	n/a	70.97	n/a	n/a	0.001905	NP Intra (NDs) 1 of 2
Cobalt, Total (mg/L)	GWC-4	0.0025	n/a	8/8/2023	0.0025ND	No	33	n/a	n/a	81.82	n/a	n/a	0.001701	NP Intra (NDs) 1 of 2
Cobalt, Total (mg/L)	GWC-5	0.0025	n/a	8/8/2023	0.0025ND	No	33	n/a	n/a	96.97	n/a	n/a	0.001701	NP Intra (NDs) 1 of 2
Cobalt, Total (mg/L)	GWC-6	0.0025	n/a	8/8/2023	0.0025ND	No	33	n/a	n/a	90.91	n/a	n/a	0.001701	NP Intra (NDs) 1 of 2
Cobalt, Total (mg/L)	GWC-7	0.0025	n/a	8/8/2023	0.0025ND	No	33	n/a	n/a	84.85	n/a	n/a	0.001701	NP Intra (NDs) 1 of 2
Cobalt, Total (mg/L)	GWC-8A	0.0046	n/a	8/8/2023	0.0044	No	30	n/a	n/a	43.33	n/a	n/a	0.002008	NP Intra (normality) 1 of 2
Cobalt, Total (mg/L)	GWC-9	0.0025	n/a	8/8/2023	0.0025ND	No	33	n/a	n/a	84.85	n/a	n/a	0.001701	NP Intra (NDs) 1 of 2
Copper (mg/L)	GWA-16	0.002	n/a	8/3/2023	0.002ND	No	28	n/a	n/a	92.86	n/a	n/a	0.002337	NP Intra (NDs) 1 of 2
Copper (mg/L)	GWA-17	0.002	n/a	8/3/2023	0.002ND	No	28	n/a	n/a	96.43	n/a	n/a	0.002337	NP Intra (NDs) 1 of 2
Copper (mg/L)	GWC-1	0.002	n/a	8/9/2023	0.002ND	No	28	n/a	n/a	92.86	n/a	n/a	0.002337	NP Intra (NDs) 1 of 2
Copper (mg/L)	GWC-11	0.0021	n/a	8/9/2023	0.002ND	No	28	n/a	n/a	92.86	n/a	n/a	0.002337	NP Intra (NDs) 1 of 2
Copper (mg/L)	GWC-13	0.0024	n/a	8/9/2023	0.002ND	No	28	n/a	n/a	96.43	n/a	n/a	0.002337	NP Intra (NDs) 1 of 2
Copper (mg/L)	GWC-14	0.0021	n/a	8/9/2023	0.002ND	No	28	n/a	n/a	96.43	n/a	n/a	0.002337	NP Intra (NDs) 1 of 2
Copper (mg/L)	GWC-18	0.0025	n/a	8/9/2023	0.002ND	No	28	n/a	n/a	85.71	n/a	n/a	0.002337	NP Intra (NDs) 1 of 2
Copper (mg/L)	GWC-2	0.002	n/a	8/9/2023	0.002ND	No	28	n/a	n/a	89.29	n/a	n/a	0.002337	NP Intra (NDs) 1 of 2
Copper (mg/L)	GWC-20	0.0021	n/a	8/8/2023	0.002ND	No	27	n/a	n/a	96.3	n/a	n/a	0.002502	NP Intra (NDs) 1 of 2
Copper (mg/L)	GWC-3	0.0042	n/a	8/9/2023	0.002ND	No	27	n/a	n/a	66.67	n/a	n/a	0.002502	NP Intra (NDs) 1 of 2
Copper (mg/L)	GWC-4	0.0039	n/a	8/8/2023	0.002ND	No	28	n/a	n/a	50	n/a	n/a	0.002337	NP Intra (normality) 1 of 2
Copper (mg/L)	GWC-6	0.0037	n/a	8/8/2023	0.002ND	No	28	n/a	n/a	85.71	n/a	n/a	0.002337	NP Intra (NDs) 1 of 2
Copper (mg/L)	GWC-7	0.0026	n/a	8/8/2023	0.002ND	No	27	n/a	n/a	74.07	n/a	n/a	0.002502	NP Intra (NDs) 1 of 2
Copper (mg/L)	GWC-8A	0.1	n/a	8/8/2023	0.002ND	No	27	n/a	n/a	44.44	n/a	n/a	0.002502	NP Intra (normality) 1 of 2
Copper (mg/L)	GWC-9	0.0038	n/a	8/8/2023	0.002ND	No	28	n/a	n/a	89.29	n/a	n/a	0.002337	NP Intra (NDs) 1 of 2
Lead, Total (mg/L)	GWA-16	0.001	n/a	8/3/2023	0.001ND	No	19	n/a	n/a	94.74	n/a	n/a	0.004832	NP Intra (NDs) 1 of 2
Lead, Total (mg/L)	GWA-17	0.001	n/a	8/3/2023	0.001ND	No	19	n/a	n/a	94.74	n/a	n/a	0.004832	NP Intra (NDs) 1 of 2
Lead, Total (mg/L)	GWC-1	0.001	n/a	8/9/2023	0.001ND	No	19	n/a	n/a	89.47	n/a	n/a	0.004832	NP Intra (NDs) 1 of 2
Lead, Total (mg/L)	GWC-10	0.001	n/a	8/9/2023	0.001ND	No	19	n/a	n/a	100	n/a	n/a	0.004832	NP Intra (NDs) 1 of 2
Lead, Total (mg/L)	GWC-11	0.0017	n/a	8/9/2023	0.001ND	No	19	n/a	n/a	89.47	n/a	n/a	0.004832	NP Intra (NDs) 1 of 2
Lead, Total (mg/L)	GWC-13	0.001	n/a	8/9/2023	0.001ND	No	19	n/a	n/a	94.74	n/a	n/a	0.004832	NP Intra (NDs) 1 of 2
Lead, Total (mg/L)	GWC-14	0.001	n/a	8/9/2023	0.001ND	No	19	n/a	n/a	100	n/a	n/a	0.004832	NP Intra (NDs) 1 of 2
Lead, Total (mg/L)	GWC-18	0.001	n/a	8/9/2023	0.001ND	No	19	n/a	n/a	100	n/a	n/a	0.004832	NP Intra (NDs) 1 of 2
Lead, Total (mg/L)	GWC-19	0.0015	n/a	8/8/2023	0.001ND	No	19	n/a	n/a	84.21	n/a	n/a	0.004832	NP Intra (NDs) 1 of 2
Lead, Total (mg/L)	GWC-2	0.001	n/a	8/9/2023	0.001ND	No	19	n/a	n/a	94.74	n/a	n/a	0.004832	NP Intra (NDs) 1 of 2
Lead, Total (mg/L)	GWC-20	0.001	n/a	8/8/2023	0.001ND	No	19	n/a	n/a	100	n/a	n/a	0.004832	NP Intra (NDs) 1 of 2
Lead, Total (mg/L)	GWC-3	0.001	n/a	8/9/2023	0.001ND	No	19	n/a	n/a	89.47	n/a	n/a	0.004832	NP Intra (NDs) 1 of 2
Lead, Total (mg/L)	GWC-4	0.001	n/a	8/8/2023	0.001ND	No	19	n/a	n/a	94.74	n/a	n/a	0.004832	NP Intra (NDs) 1 of 2
Lead, Total (mg/L)	GWC-5	0.001	n/a	8/8/2023	0.001ND	No	19	n/a	n/a	100	n/a	n/a	0.004832	NP Intra (NDs) 1 of 2
Lead, Total (mg/L)	GWC-6	0.001	n/a	8/8/2023	0.001ND	No	19	n/a	n/a	100	n/a	n/a	0.004832	NP Intra (NDs) 1 of 2
Lead, Total (mg/L)	GWC-7	0.001	n/a	8/8/2023	0.001ND	No	19	n/a	n/a	89.47	n/a	n/a	0.004832	NP Intra (NDs) 1 of 2
Lead, Total (mg/L)	GWC-8A	0.0012	n/a	8/8/2023	0.001ND	No	19	n/a	n/a	84.21	n/a	n/a	0.004832	NP Intra (NDs) 1 of 2
Lead, Total (mg/L)	GWC-9	0.001	n/a	8/8/2023	0.001ND	No	19	n/a	n/a	100	n/a	n/a	0.004832	NP Intra (NDs) 1 of 2
Mercury (mg/L)	GWA-15	0.0002	n/a	8/3/2023	0.0002ND	No	33	n/a	n/a	93.94	n/a	n/a	0.001701	NP Intra (NDs) 1 of 2
Mercury (mg/L)	GWA-16	0.0002	n/a	8/3/2023	0.0002ND	No	33	n/a	n/a	90.91	n/a	n/a	0.001701	NP Intra (NDs) 1 of 2
Mercury (mg/L)	GWA-17	0.0002	n/a	8/3/2023	0.0002ND	No	33	n/a	n/a	90.91	n/a	n/a	0.001701	NP Intra (NDs) 1 of 2
Mercury (mg/L)	GWC-1	0.0002	n/a	8/9/2023	0.0002ND	No	33	n/a	n/a	93.94	n/a	n/a	0.001701	NP Intra (NDs) 1 of 2

Appendix I Intrawell Prediction Limits - All Results

Plant Scherer Client: Southern Company Data: Scherer Cell 1-CCR Printed 9/26/2023, 2:33 PM

Constituent	Well	Upper Lim.	Lower Lim.	Date	Observ.	Sig.	Bg N	Bg Mean	Std. Dev.	%NDs	ND Adj.	Transform	Alpha	Method
Mercury (mg/L)	GWC-10	0.0002	n/a	8/9/2023	0.0002ND	No	33	n/a	n/a	90.91	n/a	n/a	0.001701	NP Intra (NDs) 1 of 2
Mercury (mg/L)	GWC-11	0.0002	n/a	8/9/2023	0.0002ND	No	33	n/a	n/a	93.94	n/a	n/a	0.001701	NP Intra (NDs) 1 of 2
Mercury (mg/L)	GWC-13	0.0002	n/a	8/9/2023	0.0002ND	No	33	n/a	n/a	93.94	n/a	n/a	0.001701	NP Intra (NDs) 1 of 2
Mercury (mg/L)	GWC-14	0.0002	n/a	8/9/2023	0.0002ND	No	33	n/a	n/a	93.94	n/a	n/a	0.001701	NP Intra (NDs) 1 of 2
Mercury (mg/L)	GWC-18	0.0002	n/a	8/9/2023	0.0002ND	No	33	n/a	n/a	96.97	n/a	n/a	0.001701	NP Intra (NDs) 1 of 2
Mercury (mg/L)	GWC-19	0.0002	n/a	8/8/2023	0.0002ND	No	33	n/a	n/a	93.94	n/a	n/a	0.001701	NP Intra (NDs) 1 of 2
Mercury (mg/L)	GWC-2	0.0002	n/a	8/9/2023	0.0002ND	No	33	n/a	n/a	93.94	n/a	n/a	0.001701	NP Intra (NDs) 1 of 2
Mercury (mg/L)	GWC-20	0.0002	n/a	8/8/2023	0.0002ND	No	33	n/a	n/a	87.88	n/a	n/a	0.001701	NP Intra (NDs) 1 of 2
Mercury (mg/L)	GWC-3	0.0002	n/a	8/9/2023	0.0002ND	No	33	n/a	n/a	90.91	n/a	n/a	0.001701	NP Intra (NDs) 1 of 2
Mercury (mg/L)	GWC-4	0.0002	n/a	8/8/2023	0.0002ND	No	33	n/a	n/a	96.97	n/a	n/a	0.001701	NP Intra (NDs) 1 of 2
Mercury (mg/L)	GWC-5	0.0002	n/a	8/8/2023	0.0002ND	No	33	n/a	n/a	96.97	n/a	n/a	0.001701	NP Intra (NDs) 1 of 2
Mercury (mg/L)	GWC-6	0.0002	n/a	8/8/2023	0.0002ND	No	33	n/a	n/a	90.91	n/a	n/a	0.001701	NP Intra (NDs) 1 of 2
Mercury (mg/L)	GWC-7	0.0002	n/a	8/8/2023	0.0002ND	No	33	n/a	n/a	90.91	n/a	n/a	0.001701	NP Intra (NDs) 1 of 2
Mercury (mg/L)	GWC-8A	0.0002	n/a	8/8/2023	0.0002ND	No	33	n/a	n/a	84.85	n/a	n/a	0.001701	NP Intra (NDs) 1 of 2
Mercury (mg/L)	GWC-9	0.0002	n/a	8/8/2023	0.0002ND	No	33	n/a	n/a	96.97	n/a	n/a	0.001701	NP Intra (NDs) 1 of 2
Nickel (mg/L)	GWA-15	0.00202	n/a	8/3/2023	0.00099J	No	28	n/a	n/a	71.43	n/a	n/a	0.002337	NP Intra (NDs) 1 of 2
Nickel (mg/L)	GWA-16	0.001	n/a	8/3/2023	0.001ND	No	27	n/a	n/a	96.3	n/a	n/a	0.002502	NP Intra (NDs) 1 of 2
Nickel (mg/L)	GWA-17	0.0012	n/a	8/3/2023	0.001ND	No	28	n/a	n/a	85.71	n/a	n/a	0.002337	NP Intra (NDs) 1 of 2
Nickel (mg/L)	GWC-1	0.0018	n/a	8/9/2023	0.0071	Yes	27	n/a	n/a	74.07	n/a	n/a	0.002502	NP Intra (NDs) 1 of 2
Nickel (mg/L)	GWC-10	0.003	n/a	8/9/2023	0.0026	No	29	n/a	n/a	65.52	n/a	n/a	0.002172	NP Intra (NDs) 1 of 2
Nickel (mg/L)	GWC-11	0.0018	n/a	8/9/2023	0.00068J	No	28	n/a	n/a	75	n/a	n/a	0.002337	NP Intra (NDs) 1 of 2
Nickel (mg/L)	GWC-12	0.0018	n/a	8/9/2023	0.00094J	No	28	n/a	n/a	75	n/a	n/a	0.002337	NP Intra (NDs) 1 of 2
Nickel (mg/L)	GWC-13	0.001	n/a	8/9/2023	0.00043J	No	28	n/a	n/a	85.71	n/a	n/a	0.002337	NP Intra (NDs) 1 of 2
Nickel (mg/L)	GWC-18	0.001	n/a	8/9/2023	0.001ND	No	27	n/a	n/a	88.89	n/a	n/a	0.002502	NP Intra (NDs) 1 of 2
Nickel (mg/L)	GWC-19	0.0017	n/a	8/8/2023	0.00051J	No	27	n/a	n/a	81.48	n/a	n/a	0.002502	NP Intra (NDs) 1 of 2
Nickel (mg/L)	GWC-2	0.0028	n/a	8/9/2023	0.0017	No	27	n/a	n/a	62.96	n/a	n/a	0.002502	NP Intra (NDs) 1 of 2
Nickel (mg/L)	GWC-20	0.003	n/a	8/8/2023	0.00067J	No	27	n/a	n/a	66.67	n/a	n/a	0.002502	NP Intra (NDs) 1 of 2
Nickel (mg/L)	GWC-3	0.0035	n/a	8/9/2023	0.00078J	No	25	n/a	n/a	60	n/a	n/a	0.002832	NP Intra (NDs) 1 of 2
Nickel (mg/L)	GWC-4	0.0036	n/a	8/8/2023	0.001	No	28	n/a	n/a	67.86	n/a	n/a	0.002337	NP Intra (NDs) 1 of 2
Nickel (mg/L)	GWC-5	0.00268	n/a	8/8/2023	0.001ND	No	27	n/a	n/a	62.96	n/a	n/a	0.002502	NP Intra (NDs) 1 of 2
Nickel (mg/L)	GWC-6	0.0053	n/a	8/8/2023	0.00075J	No	28	n/a	n/a	60.71	n/a	n/a	0.002337	NP Intra (NDs) 1 of 2
Nickel (mg/L)	GWC-7	0.0044	n/a	8/8/2023	0.001ND	No	28	n/a	n/a	82.14	n/a	n/a	0.002337	NP Intra (NDs) 1 of 2
Nickel (mg/L)	GWC-8A	0.0069	n/a	8/8/2023	0.0087	Yes	26	n/a	n/a	42.31	n/a	n/a	0.002667	NP Intra (normality) 1 of 2
Nickel (mg/L)	GWC-9	0.0042	n/a	8/8/2023	0.00066J	No	29	n/a	n/a	79.31	n/a	n/a	0.002172	NP Intra (NDs) 1 of 2
Selenium, Total (mg/L)	GWA-15	0.005	n/a	8/3/2023	0.005ND	No	33	n/a	n/a	96.97	n/a	n/a	0.001701	NP Intra (NDs) 1 of 2
Selenium, Total (mg/L)	GWA-16	0.005	n/a	8/3/2023	0.005ND	No	33	n/a	n/a	90.91	n/a	n/a	0.001701	NP Intra (NDs) 1 of 2
Selenium, Total (mg/L)	GWA-17	0.005	n/a	8/3/2023	0.005ND	No	33	n/a	n/a	93.94	n/a	n/a	0.001701	NP Intra (NDs) 1 of 2
Selenium, Total (mg/L)	GWC-1	0.0053	n/a	8/9/2023	0.005ND	No	33	n/a	n/a	93.94	n/a	n/a	0.001701	NP Intra (NDs) 1 of 2
Selenium, Total (mg/L)	GWC-10	0.005	n/a	8/9/2023	0.005ND	No	33	n/a	n/a	93.94	n/a	n/a	0.001701	NP Intra (NDs) 1 of 2
Selenium, Total (mg/L)	GWC-11	0.005	n/a	8/9/2023	0.005ND	No	32	n/a	n/a	90.63	n/a	n/a	0.001803	NP Intra (NDs) 1 of 2
Selenium, Total (mg/L)	GWC-12	0.005	n/a	8/9/2023	0.005ND	No	33	n/a	n/a	96.97	n/a	n/a	0.001701	NP Intra (NDs) 1 of 2
Selenium, Total (mg/L)	GWC-14	0.0052	n/a	8/9/2023	0.005ND	No	33	n/a	n/a	93.94	n/a	n/a	0.001701	NP Intra (NDs) 1 of 2
Selenium, Total (mg/L)	GWC-18	0.005	n/a	8/9/2023	0.005ND	No	33	n/a	n/a	96.97	n/a	n/a	0.001701	NP Intra (NDs) 1 of 2
Selenium, Total (mg/L)	GWC-19	0.005	n/a	8/8/2023	0.005ND	No	33	n/a	n/a	96.97	n/a	n/a	0.001701	NP Intra (NDs) 1 of 2
Selenium, Total (mg/L)	GWC-2	0.005	n/a	8/9/2023	0.005ND	No	33	n/a	n/a	90.91	n/a	n/a	0.001701	NP Intra (NDs) 1 of 2
Selenium, Total (mg/L)	GWC-3	0.005	n/a	8/9/2023	0.005ND	No	33	n/a	n/a	96.97	n/a	n/a	0.001701	NP Intra (NDs) 1 of 2
Selenium, Total (mg/L)	GWC-4	0.005	n/a	8/8/2023	0.0041J	No	33	n/a	n/a	93.94	n/a	n/a	0.001701	NP Intra (NDs) 1 of 2
Selenium, Total (mg/L)	GWC-5	0.04332	n/a	8/8/2023	0.003J	No	8	0.09356	0.02845	0	None	sqrt(x)	0.0001937	Param Intra 1 of 2
Selenium, Total (mg/L)	GWC-6	0.007	n/a	8/8/2023	0.005ND	No	33	n/a	n/a	78.79	n/a	n/a	0.001701	NP Intra (NDs) 1 of 2
Selenium, Total (mg/L)	GWC-7	0.0053	n/a	8/8/2023	0.005ND	No	33	n/a	n/a	93.94	n/a	n/a	0.001701	NP Intra (NDs) 1 of 2
Selenium, Total (mg/L)	GWC-8A	0.005	n/a	8/8/2023	0.005ND	No	33	n/a	n/a	87.88	n/a	n/a	0.001701	NP Intra (NDs) 1 of 2
Selenium, Total (mg/L)	GWC-9	0.0065	n/a	8/8/2023	0.005ND	No	33	n/a	n/a	96.97	n/a	n/a	0.001701	NP Intra (NDs) 1 of 2
Thallium, Total (mg/L)	GWA-15	0.001	n/a	8/3/2023	0.001ND	No	33	n/a	n/a	96.97	n/a	n/a	0.001701	NP Intra (NDs) 1 of 2
Thallium, Total (mg/L)	GWA-16	0.001	n/a	8/3/2023	0.001ND	No	33	n/a	n/a	93.94	n/a	n/a	0.001701	NP Intra (NDs) 1 of 2
Thallium, Total (mg/L)	GWA-17	0.001	n/a	8/3/2023	0.001ND	No	33	n/a	n/a	96.97	n/a	n/a	0.001701	NP Intra (NDs) 1 of 2

Appendix I Intrawell Prediction Limits - All Results

Plant Scherer Client: Southern Company Data: Scherer Cell 1-CCR Printed 9/26/2023, 2:33 PM

Constituent	Well	Upper Lim.	Lower Lim.	Date	Observ.	Sig.	Bg N	Bg Mean	Std. Dev.	%NDs	ND Adj.	Transform	Alpha	Method
Thallium, Total (mg/L)	GWC-1	0.001	n/a	8/9/2023	0.001ND	No	33	n/a	n/a	93.94	n/a	n/a	0.001701	NP Intra (NDs) 1 of 2
Thallium, Total (mg/L)	GWC-19	0.001	n/a	8/8/2023	0.001ND	No	33	n/a	n/a	96.97	n/a	n/a	0.001701	NP Intra (NDs) 1 of 2
Thallium, Total (mg/L)	GWC-2	0.001	n/a	8/9/2023	0.001ND	No	33	n/a	n/a	96.97	n/a	n/a	0.001701	NP Intra (NDs) 1 of 2
Thallium, Total (mg/L)	GWC-4	0.001	n/a	8/8/2023	0.001ND	No	33	n/a	n/a	96.97	n/a	n/a	0.001701	NP Intra (NDs) 1 of 2
Thallium, Total (mg/L)	GWC-5	0.001	n/a	8/8/2023	0.001ND	No	33	n/a	n/a	96.97	n/a	n/a	0.001701	NP Intra (NDs) 1 of 2
Thallium, Total (mg/L)	GWC-6	0.001	n/a	8/8/2023	0.001ND	No	33	n/a	n/a	93.94	n/a	n/a	0.001701	NP Intra (NDs) 1 of 2
Thallium, Total (mg/L)	GWC-7	0.001	n/a	8/8/2023	0.001ND	No	33	n/a	n/a	87.88	n/a	n/a	0.001701	NP Intra (NDs) 1 of 2
Thallium, Total (mg/L)	GWC-8A	0.001	n/a	8/8/2023	0.001ND	No	33	n/a	n/a	93.94	n/a	n/a	0.001701	NP Intra (NDs) 1 of 2
Thallium, Total (mg/L)	GWC-9	0.001	n/a	8/8/2023	0.001ND	No	33	n/a	n/a	96.97	n/a	n/a	0.001701	NP Intra (NDs) 1 of 2
Vanadium (mg/L)	GWA-15	0.0035	n/a	8/3/2023	0.002ND	No	28	n/a	n/a	82.14	n/a	n/a	0.002337	NP Intra (NDs) 1 of 2
Vanadium (mg/L)	GWA-16	0.01177	n/a	8/3/2023	0.0086	No	28	0.007159	0.001817	3.571	None	No	0.0001937	Param Intra 1 of 2
Vanadium (mg/L)	GWA-17	0.008631	n/a	8/3/2023	0.0041	No	28	0.004626	0.001577	14.29	None	No	0.0001937	Param Intra 1 of 2
Vanadium (mg/L)	GWC-1	0.02536	n/a	8/9/2023	0.019	No	28	0.01566	0.003819	0	None	No	0.0001937	Param Intra 1 of 2
Vanadium (mg/L)	GWC-10	0.01749	n/a	8/9/2023	0.013	No	28	0.01201	0.002159	0	None	No	0.0001937	Param Intra 1 of 2
Vanadium (mg/L)	GWC-11	0.01499	n/a	8/9/2023	0.0099	No	28	0.01029	0.00185	3.571	None	No	0.0001937	Param Intra 1 of 2
Vanadium (mg/L)	GWC-12	0.0052	n/a	8/9/2023	0.002ND	No	28	n/a	n/a	85.71	n/a	n/a	0.002337	NP Intra (NDs) 1 of 2
Vanadium (mg/L)	GWC-13	0.0062	n/a	8/9/2023	0.0016J	No	28	n/a	n/a	60.71	n/a	n/a	0.002337	NP Intra (NDs) 1 of 2
Vanadium (mg/L)	GWC-14	0.0062	n/a	8/9/2023	0.00079J	No	28	n/a	n/a	71.43	n/a	n/a	0.002337	NP Intra (NDs) 1 of 2
Vanadium (mg/L)	GWC-18	0.01099	n/a	8/9/2023	0.0061	No	28	0.08101	0.009376	3.571	None	sqrt(x)	0.0001937	Param Intra 1 of 2
Vanadium (mg/L)	GWC-19	0.01039	n/a	8/8/2023	0.007	No	28	0.007152	0.001274	0	None	No	0.0001937	Param Intra 1 of 2
Vanadium (mg/L)	GWC-2	0.01927	n/a	8/9/2023	0.016	No	28	0.0001928	0.00007035	3.571	None	x^2	0.0001937	Param Intra 1 of 2
Vanadium (mg/L)	GWC-20	0.02297	n/a	8/8/2023	0.018	No	28	0.0003022	0.00008879	3.571	None	x^2	0.0001937	Param Intra 1 of 2
Vanadium (mg/L)	GWC-3	0.01092	n/a	8/9/2023	0.0057	No	27	0.00652	0.001723	3.704	None	No	0.0001937	Param Intra 1 of 2
Vanadium (mg/L)	GWC-4	0.01187	n/a	8/8/2023	0.0056	No	28	0.007401	0.001762	3.571	None	No	0.0001937	Param Intra 1 of 2
Vanadium (mg/L)	GWC-5	0.006856	n/a	8/8/2023	0.0018J	No	28	0.05297	0.01175	21.43	Kaplan-Meier	sqrt(x)	0.0001937	Param Intra 1 of 2
Vanadium (mg/L)	GWC-6	0.01384	n/a	8/8/2023	0.0094	No	28	0.008906	0.001944	3.571	None	No	0.0001937	Param Intra 1 of 2
Vanadium (mg/L)	GWC-7	0.01674	n/a	8/8/2023	0.012	No	28	0.00000228	9.5e-7	3.571	None	x^3	0.0001937	Param Intra 1 of 2
Vanadium (mg/L)	GWC-8A	0.05466	n/a	8/8/2023	0.001ND	No	25	0.09712	0.05288	12	None	sqrt(x)	0.0001937	Param Intra 1 of 2
Vanadium (mg/L)	GWC-9	0.02837	n/a	8/8/2023	0.019	No	28	0.01637	0.004727	3.571	None	No	0.0001937	Param Intra 1 of 2
Zinc (mg/L)	GWA-15	0.006	n/a	8/3/2023	0.005ND	No	28	n/a	n/a	96.43	n/a	n/a	0.002337	NP Intra (NDs) 1 of 2
Zinc (mg/L)	GWA-16	0.015	n/a	8/3/2023	0.0035J	No	28	n/a	n/a	96.43	n/a	n/a	0.002337	NP Intra (NDs) 1 of 2
Zinc (mg/L)	GWA-17	0.0084	n/a	8/3/2023	0.005ND	No	28	n/a	n/a	89.29	n/a	n/a	0.002337	NP Intra (NDs) 1 of 2
Zinc (mg/L)	GWC-1	0.005	n/a	8/9/2023	0.005ND	No	28	n/a	n/a	92.86	n/a	n/a	0.002337	NP Intra (NDs) 1 of 2
Zinc (mg/L)	GWC-10	0.005	n/a	8/9/2023	0.005ND	No	28	n/a	n/a	96.43	n/a	n/a	0.002337	NP Intra (NDs) 1 of 2
Zinc (mg/L)	GWC-11	0.018	n/a	8/9/2023	0.005ND	No	27	n/a	n/a	77.78	n/a	n/a	0.002502	NP Intra (NDs) 1 of 2
Zinc (mg/L)	GWC-12	0.0065	n/a	8/9/2023	0.005ND	No	28	n/a	n/a	82.14	n/a	n/a	0.002337	NP Intra (NDs) 1 of 2
Zinc (mg/L)	GWC-13	0.015	n/a	8/9/2023	0.0031J	No	28	n/a	n/a	75	n/a	n/a	0.002337	NP Intra (NDs) 1 of 2
Zinc (mg/L)	GWC-14	0.005	n/a	8/9/2023	0.005ND	No	28	n/a	n/a	96.43	n/a	n/a	0.002337	NP Intra (NDs) 1 of 2
Zinc (mg/L)	GWC-18	0.0077	n/a	8/9/2023	0.005ND	No	28	n/a	n/a	96.43	n/a	n/a	0.002337	NP Intra (NDs) 1 of 2
Zinc (mg/L)	GWC-19	0.0059	n/a	8/8/2023	0.005ND	No	27	n/a	n/a	96.3	n/a	n/a	0.002502	NP Intra (NDs) 1 of 2
Zinc (mg/L)	GWC-2	0.015	n/a	8/9/2023	0.0046J	No	28	n/a	n/a	92.86	n/a	n/a	0.002337	NP Intra (NDs) 1 of 2
Zinc (mg/L)	GWC-20	0.0065	n/a	8/8/2023	0.005ND	No	28	n/a	n/a	92.86	n/a	n/a	0.002337	NP Intra (NDs) 1 of 2
Zinc (mg/L)	GWC-3	0.0069	n/a	8/9/2023	0.005ND	No	25	n/a	n/a	92	n/a	n/a	0.002832	NP Intra (NDs) 1 of 2
Zinc (mg/L)	GWC-4	0.006	n/a	8/8/2023	0.005ND	No	28	n/a	n/a	92.86	n/a	n/a	0.002337	NP Intra (NDs) 1 of 2
Zinc (mg/L)	GWC-5	0.0089	n/a	8/8/2023	0.005ND	No	27	n/a	n/a	70.37	n/a	n/a	0.002502	NP Intra (NDs) 1 of 2
Zinc (mg/L)	GWC-6	0.0062	n/a	8/8/2023	0.005ND	No	28	n/a	n/a	96.43	n/a	n/a	0.002337	NP Intra (NDs) 1 of 2
Zinc (mg/L)	GWC-7	0.0074	n/a	8/8/2023	0.005ND	No	28	n/a	n/a	92.86	n/a	n/a	0.002337	NP Intra (NDs) 1 of 2
Zinc (mg/L)	GWC-8A	0.085	n/a	8/8/2023	0.005ND	No	25	n/a	n/a	48	n/a	n/a	0.002832	NP Intra (normality) 1 of 2
Zinc (mg/L)	GWC-9	0.005	n/a	8/8/2023	0.005ND	No	28	n/a	n/a	96.43	n/a	n/a	0.002337	NP Intra (NDs) 1 of 2

Appendix III Intrawell Prediction Limits - Significant Results

Plant Scherer Client: Southern Company Data: Scherer Cell 1-CCR Printed 9/26/2023, 3:55 PM

Constituent	Well	Upper Lim.	Lower Lim.	Date	Observ.	Sig.	Bg N	Bg Mean	Std. Dev.	%NDs	ND Adj.	Transform	Alpha	Method
Calcium (mg/L)	GWC-19	15.99	n/a	8/8/2023	18	Yes	15	11.46	1.718	0	None	No	0.0004426	Param Intra 1 of 2
Calcium (mg/L)	GWC-20	15.76	n/a	8/8/2023	16	Yes	19	184.5	25.79	0	None	x^2	0.0004426	Param Intra 1 of 2
Calcium (mg/L)	GWC-4	17.6	n/a	8/8/2023	25	Yes	19	13	1.856	0	None	No	0.0004426	Param Intra 1 of 2
Calcium (mg/L)	GWC-8A	45.47	n/a	8/8/2023	53	Yes	10	25.9	6.402	0	None	No	0.0004426	Param Intra 1 of 2
Chloride (mg/L)	GWC-7	3	n/a	8/8/2023	3.8	Yes	19	n/a	n/a	0	n/a	n/a	0.004832	NP Intra (normality) 1 of 2
Fluoride (mg/L)	GWC-6	0.095	n/a	8/8/2023	0.1	Yes	19	n/a	n/a	52.63	n/a	n/a	0.004832	NP Intra (NDs) 1 of 2
pH (S.U.)	GWC-7	6.42	5.96	8/8/2023	6.48	Yes	21	n/a	n/a	0	n/a	n/a	0.007998	NP Intra (normality) 1 of 2
Sulfate (mg/L)	GWC-10	1.2	n/a	8/9/2023	2.3	Yes	11	n/a	n/a	27.27	n/a	n/a	0.01276	NP Intra (normality) 1 of 2
Sulfate (mg/L)	GWC-3	1.1	n/a	8/9/2023	3.6	Yes	19	n/a	n/a	57.89	n/a	n/a	0.004832	NP Intra (NDs) 1 of 2
Sulfate (mg/L)	GWC-4	6.288	n/a	8/8/2023	53	Yes	15	2.937	1.27	0	None	No	0.0004426	Param Intra 1 of 2
Total Dissolved Solids (mg/L)	GWC-4	178.1	n/a	8/8/2023	220	Yes	19	123.4	22.1	0	None	No	0.0004426	Param Intra 1 of 2
Total Dissolved Solids (mg/L)	GWC-8A	425.3	n/a	8/8/2023	910	Yes	17	15.22	2.125	0	None	sqrt(x)	0.0004426	Param Intra 1 of 2

Appendix III Intrawell Prediction Limits - All Results

Plant Scherer Client: Southern Company Data: Scherer Cell 1-CCR Printed 9/26/2023, 3:55 PM

Constituent	Well	Upper Lim.	Lower Lim.	Date	Observ.	Sig.	Bg N	Bg Mean	Std. Dev.	%NDs	ND Adj.	Transform	Alpha	Method
Boron (mg/L)	GWA-15	0.08	n/a	8/3/2023	0.03J	No	19	n/a	n/a	100	n/a	n/a	0.004832	NP Intra (NDs) 1 of 2
Boron (mg/L)	GWA-17	0.08	n/a	8/3/2023	0.08ND	No	19	n/a	n/a	94.74	n/a	n/a	0.004832	NP Intra (NDs) 1 of 2
Boron (mg/L)	GWC-1	0.08	n/a	8/9/2023	0.08ND	No	19	n/a	n/a	94.74	n/a	n/a	0.004832	NP Intra (NDs) 1 of 2
Boron (mg/L)	GWC-10	0.11	n/a	8/9/2023	0.08ND	No	20	n/a	n/a	90	n/a	n/a	0.004291	NP Intra (NDs) 1 of 2
Boron (mg/L)	GWC-13	0.08	n/a	8/9/2023	0.08ND	No	19	n/a	n/a	94.74	n/a	n/a	0.004832	NP Intra (NDs) 1 of 2
Boron (mg/L)	GWC-20	0.12	n/a	8/8/2023	0.08ND	No	20	n/a	n/a	95	n/a	n/a	0.004291	NP Intra (NDs) 1 of 2
Boron (mg/L)	GWC-3	0.08	n/a	8/9/2023	0.08ND	No	19	n/a	n/a	94.74	n/a	n/a	0.004832	NP Intra (NDs) 1 of 2
Boron (mg/L)	GWC-5	0.4324	n/a	8/8/2023	0.15	No	8	0.2425	0.05471	0	None	No	0.0004426	Param Intra 1 of 2
Boron (mg/L)	GWC-6	0.08	n/a	8/8/2023	0.08ND	No	19	n/a	n/a	89.47	n/a	n/a	0.004832	NP Intra (NDs) 1 of 2
Boron (mg/L)	GWC-7	0.08	n/a	8/8/2023	0.08ND	No	19	n/a	n/a	94.74	n/a	n/a	0.004832	NP Intra (NDs) 1 of 2
Boron (mg/L)	GWC-8A	0.3066	n/a	8/8/2023	0.14	No	18	0.1836	0.04898	0	None	No	0.0004426	Param Intra 1 of 2
Boron (mg/L)	GWC-9	0.1361	n/a	8/8/2023	0.087	No	19	0.08772	0.01951	0	None	No	0.0004426	Param Intra 1 of 2
Calcium (mg/L)	GWA-15	5.375	n/a	8/3/2023	4.7	No	19	4.201	0.4735	0	None	No	0.0004426	Param Intra 1 of 2
Calcium (mg/L)	GWA-16	14.22	n/a	8/3/2023	13	No	19	11.57	1.07	0	None	No	0.0004426	Param Intra 1 of 2
Calcium (mg/L)	GWA-17	9.115	n/a	8/3/2023	8.3	No	19	6.878	0.9026	0	None	No	0.0004426	Param Intra 1 of 2
Calcium (mg/L)	GWC-1	20.21	n/a	8/9/2023	18	No	19	17.15	1.234	0	None	No	0.0004426	Param Intra 1 of 2
Calcium (mg/L)	GWC-10	21.73	n/a	8/9/2023	18	No	19	17.16	1.845	0	None	No	0.0004426	Param Intra 1 of 2
Calcium (mg/L)	GWC-11	14.93	n/a	8/9/2023	14	No	19	12.76	0.8783	0	None	No	0.0004426	Param Intra 1 of 2
Calcium (mg/L)	GWC-12	1.519	n/a	8/9/2023	1.1	No	19	1.042	0.07706	0	None	sqrt(x)	0.0004426	Param Intra 1 of 2
Calcium (mg/L)	GWC-13	8.877	n/a	8/9/2023	7.7	No	19	1.874	0.0794	0	None	x^(1/3)	0.0004426	Param Intra 1 of 2
Calcium (mg/L)	GWC-14	7.642	n/a	8/9/2023	7.2	No	19	6.478	0.4694	0	None	No	0.0004426	Param Intra 1 of 2
Calcium (mg/L)	GWC-18	11.6	n/a	8/9/2023	11	No	19	n/a	n/a	0	n/a	n/a	0.004832	NP Intra (normality) 1 of 2
Calcium (mg/L)	GWC-19	15.99	n/a	8/8/2023	18	Yes	15	11.46	1.718	0	None	No	0.0004426	Param Intra 1 of 2
Calcium (mg/L)	GWC-2	20.12	n/a	8/9/2023	18	No	19	17.25	1.158	0	None	No	0.0004426	Param Intra 1 of 2
Calcium (mg/L)	GWC-20	15.76	n/a	8/8/2023	16	Yes	19	184.5	25.79	0	None	x^2	0.0004426	Param Intra 1 of 2
Calcium (mg/L)	GWC-3	10.81	n/a	8/9/2023	6.7	No	19	7.627	1.286	0	None	No	0.0004426	Param Intra 1 of 2
Calcium (mg/L)	GWC-4	17.6	n/a	8/8/2023	25	Yes	19	13	1.856	0	None	No	0.0004426	Param Intra 1 of 2
Calcium (mg/L)	GWC-5	170	n/a	8/8/2023	30	No	10	7.514	1.807	0	None	sqrt(x)	0.0004426	Param Intra 1 of 2
Calcium (mg/L)	GWC-6	19.5	n/a	8/8/2023	15	No	19	n/a	n/a	0	n/a	n/a	0.004832	NP Intra (normality) 1 of 2
Calcium (mg/L)	GWC-7	16	n/a	8/8/2023	15	No	19	n/a	n/a	0	n/a	n/a	0.004832	NP Intra (normality) 1 of 2
Calcium (mg/L)	GWC-8A	45.47	n/a	8/8/2023	53	Yes	10	25.9	6.402	0	None	No	0.0004426	Param Intra 1 of 2
Calcium (mg/L)	GWC-9	21	n/a	8/8/2023	18	No	20	n/a	n/a	0	n/a	n/a	0.004291	NP Intra (normality) 1 of 2
Chloride (mg/L)	GWA-15	7.2	n/a	8/3/2023	6.3	No	19	n/a	n/a	0	n/a	n/a	0.004832	NP Intra (normality) 1 of 2
Chloride (mg/L)	GWA-16	2.057	n/a	8/3/2023	1.6	No	19	1.286	0.05984	0	None	sqrt(x)	0.0004426	Param Intra 1 of 2
Chloride (mg/L)	GWA-17	2.018	n/a	8/3/2023	1.3	No	19	1.536	0.1945	0	None	No	0.0004426	Param Intra 1 of 2
Chloride (mg/L)	GWC-1	4.687	n/a	8/9/2023	3.5	No	19	3.864	0.3318	0	None	No	0.0004426	Param Intra 1 of 2
Chloride (mg/L)	GWC-10	5	n/a	8/9/2023	3.7	No	19	n/a	n/a	0	n/a	n/a	0.004832	NP Intra (normality) 1 of 2
Chloride (mg/L)	GWC-11	2.071	n/a	8/9/2023	1.7	No	19	1.778	0.1181	0	None	No	0.0004426	Param Intra 1 of 2
Chloride (mg/L)	GWC-12	2.153	n/a	8/9/2023	1.8	No	19	1.331	0.0551	0	None	sqrt(x)	0.0004426	Param Intra 1 of 2
Chloride (mg/L)	GWC-13	1.945	n/a	8/9/2023	1.4	No	19	1.559	0.1557	0	None	No	0.0004426	Param Intra 1 of 2
Chloride (mg/L)	GWC-14	3.819	n/a	8/9/2023	3.5	No	19	3.022	0.3219	0	None	No	0.0004426	Param Intra 1 of 2
Chloride (mg/L)	GWC-18	3.018	n/a	8/9/2023	2.6	No	19	2.575	0.1785	0	None	No	0.0004426	Param Intra 1 of 2
Chloride (mg/L)	GWC-19	2.8	n/a	8/8/2023	2.6	No	19	n/a	n/a	0	n/a	n/a	0.004832	NP Intra (normality) 1 of 2
Chloride (mg/L)	GWC-2	2.7	n/a	8/9/2023	2.1	No	19	2.165	0.2156	0	None	No	0.0004426	Param Intra 1 of 2
Chloride (mg/L)	GWC-20	2.33	n/a	8/8/2023	2.2	No	19	15.49	5.649	5.263	None	x^4	0.0004426	Param Intra 1 of 2
Chloride (mg/L)	GWC-3	3.909	n/a	8/9/2023	3.2	No	19	3.144	0.3088	0	None	No	0.0004426	Param Intra 1 of 2
Chloride (mg/L)	GWC-4	16.42	n/a	8/8/2023	16	No	19	8.083	3.363	0	None	No	0.0004426	Param Intra 1 of 2
Chloride (mg/L)	GWC-5	66.16	n/a	8/8/2023	8.2	No	9	23.74	12.99	0	None	No	0.0004426	Param Intra 1 of 2
Chloride (mg/L)	GWC-6	8.555	n/a	8/8/2023	5.5	No	18	6.078	0.9867	0	None	No	0.0004426	Param Intra 1 of 2
Chloride (mg/L)	GWC-7	3	n/a	8/8/2023	3.8	Yes	19	n/a	n/a	0	n/a	n/a	0.004832	NP Intra (normality) 1 of 2
Chloride (mg/L)	GWC-8A	10.75	n/a	8/8/2023	8.2	No	18	1.972	0.09371	0	None	x^(1/3)	0.0004426	Param Intra 1 of 2
Chloride (mg/L)	GWC-9	4.596	n/a	8/8/2023	4	No	19	3.639	0.3861	0	None	No	0.0004426	Param Intra 1 of 2
Fluoride (mg/L)	GWA-15	0.1	n/a	8/3/2023	0.1ND	No	19	n/a	n/a	78.95	n/a	n/a	0.004832	NP Intra (NDs) 1 of 2
Fluoride (mg/L)	GWA-16	0.082	n/a	8/3/2023	0.074J	No	19	n/a	n/a	52.63	n/a	n/a	0.004832	NP Intra (NDs) 1 of 2
Fluoride (mg/L)	GWA-17	0.083	n/a	8/3/2023	0.068J	No	19	n/a	n/a	52.63	n/a	n/a	0.004832	NP Intra (NDs) 1 of 2

Appendix III Intrawell Prediction Limits - All Results

Plant Scherer Client: Southern Company Data: Scherer Cell 1-CCR Printed 9/26/2023, 3:55 PM

Constituent	Well	Upper Lim.	Lower Lim.	Date	Observ.	Sig.	Bg N	Bg Mean	Std. Dev.	%NDs	ND Adj.	Transform	Alpha	Method
Fluoride (mg/L)	GWC-1	0.1224	n/a	8/9/2023	0.11	No	20	0.0761	0.01895	25	Kaplan-Meier	No	0.0004426	Param Intra 1 of 2
Fluoride (mg/L)	GWC-10	0.099	n/a	8/9/2023	0.083J	No	19	n/a	n/a	47.37	n/a	n/a	0.004832	NP Intra (normality) 1 of 2
Fluoride (mg/L)	GWC-11	0.1	n/a	8/9/2023	0.071J	No	19	n/a	n/a	52.63	n/a	n/a	0.004832	NP Intra (NDs) 1 of 2
Fluoride (mg/L)	GWC-12	0.1	n/a	8/9/2023	0.1ND	No	19	n/a	n/a	68.42	n/a	n/a	0.004832	NP Intra (NDs) 1 of 2
Fluoride (mg/L)	GWC-13	0.1	n/a	8/9/2023	0.06J	No	19	n/a	n/a	57.89	n/a	n/a	0.004832	NP Intra (NDs) 1 of 2
Fluoride (mg/L)	GWC-14	0.1	n/a	8/9/2023	0.1ND	No	19	n/a	n/a	68.42	n/a	n/a	0.004832	NP Intra (NDs) 1 of 2
Fluoride (mg/L)	GWC-18	0.1	n/a	8/9/2023	0.066J	No	19	n/a	n/a	57.89	n/a	n/a	0.004832	NP Intra (NDs) 1 of 2
Fluoride (mg/L)	GWC-19	0.1	n/a	8/8/2023	0.067J	No	19	n/a	n/a	57.89	n/a	n/a	0.004832	NP Intra (NDs) 1 of 2
Fluoride (mg/L)	GWC-2	0.082	n/a	8/9/2023	0.068J	No	19	n/a	n/a	52.63	n/a	n/a	0.004832	NP Intra (NDs) 1 of 2
Fluoride (mg/L)	GWC-20	0.1	n/a	8/8/2023	0.053J	No	19	n/a	n/a	63.16	n/a	n/a	0.004832	NP Intra (NDs) 1 of 2
Fluoride (mg/L)	GWC-3	0.092	n/a	8/9/2023	0.076J	No	19	n/a	n/a	47.37	n/a	n/a	0.004832	NP Intra (normality) 1 of 2
Fluoride (mg/L)	GWC-4	0.1446	n/a	8/8/2023	0.1	No	19	0.01008	0.00437	0	None	x^2	0.0004426	Param Intra 1 of 2
Fluoride (mg/L)	GWC-5	0.106	n/a	8/8/2023	0.066J	No	20	0.3409	0.05413	50	Kaplan-Meier	x^(1/3)	0.0004426	Param Intra 1 of 2
Fluoride (mg/L)	GWC-6	0.095	n/a	8/8/2023	0.1	Yes	19	n/a	n/a	52.63	n/a	n/a	0.004832	NP Intra (NDs) 1 of 2
Fluoride (mg/L)	GWC-7	0.12	n/a	8/8/2023	0.084J	No	19	n/a	n/a	52.63	n/a	n/a	0.004832	NP Intra (NDs) 1 of 2
Fluoride (mg/L)	GWC-8A	0.2068	n/a	8/8/2023	0.053J	No	18	0.09939	0.04279	0	None	No	0.0004426	Param Intra 1 of 2
Fluoride (mg/L)	GWC-9	0.096	n/a	8/8/2023	0.088J	No	19	n/a	n/a	42.11	n/a	n/a	0.004832	NP Intra (normality) 1 of 2
pH (S.U.)	GWA-15	5.739	5.209	8/3/2023	5.48	No	23	5.474	0.1111	0	None	No	0.0002213	Param Intra 1 of 2
pH (S.U.)	GWA-16	6.555	6.214	8/3/2023	6.24	No	22	6.384	0.07089	0	None	No	0.0002213	Param Intra 1 of 2
pH (S.U.)	GWA-17	6.376	5.66	8/3/2023	6.22	No	22	6.018	0.149	0	None	No	0.0002213	Param Intra 1 of 2
pH (S.U.)	GWC-1	6.787	6.263	8/9/2023	6.57	No	23	6.525	0.1099	0	None	No	0.0002213	Param Intra 1 of 2
pH (S.U.)	GWC-10	6.617	6.06	8/9/2023	6.3	No	24	6.338	0.1176	0	None	No	0.0002213	Param Intra 1 of 2
pH (S.U.)	GWC-11	6.371	5.929	8/9/2023	6.24	No	22	6.15	0.09196	0	None	No	0.0002213	Param Intra 1 of 2
pH (S.U.)	GWC-12	5.44	4.817	8/9/2023	5.1	No	23	5.128	0.1305	0	None	No	0.0002213	Param Intra 1 of 2
pH (S.U.)	GWC-13	6.051	5.681	8/9/2023	5.95	No	23	202.5	8.027	0	None	x^3	0.0002213	Param Intra 1 of 2
pH (S.U.)	GWC-14	5.862	5.335	8/9/2023	5.57	No	22	5.598	0.1095	0	None	No	0.0002213	Param Intra 1 of 2
pH (S.U.)	GWC-18	6.527	6.151	8/9/2023	6.41	No	23	6.339	0.07879	0	None	No	0.0002213	Param Intra 1 of 2
pH (S.U.)	GWC-19	6.528	6.2	8/8/2023	6.32	No	23	6.364	0.0688	0	None	No	0.0002213	Param Intra 1 of 2
pH (S.U.)	GWC-2	7	6.23	8/9/2023	6.6	No	21	n/a	n/a	0	n/a	n/a	0.007998	NP Intra (normality) 1 of 2
pH (S.U.)	GWC-20	6.713	6.333	8/8/2023	6.59	No	25	6.523	0.08092	0	None	No	0.0002213	Param Intra 1 of 2
pH (S.U.)	GWC-3	6.199	5.711	8/9/2023	6.07	No	22	5.955	0.1016	0	None	No	0.0002213	Param Intra 1 of 2
pH (S.U.)	GWC-4	6.554	6.011	8/8/2023	6.3	No	24	6.282	0.1147	0	None	No	0.0002213	Param Intra 1 of 2
pH (S.U.)	GWC-5	6.238	5.374	8/8/2023	6.16	No	23	5.806	0.1811	0	None	No	0.0002213	Param Intra 1 of 2
pH (S.U.)	GWC-6	6.43	6.09	8/8/2023	6.37	No	23	n/a	n/a	0	n/a	n/a	0.006831	NP Intra (normality) 1 of 2
pH (S.U.)	GWC-7	6.42	5.96	8/8/2023	6.48	Yes	21	n/a	n/a	0	n/a	n/a	0.007998	NP Intra (normality) 1 of 2
pH (S.U.)	GWC-8A	7.26	6.24	8/8/2023	6.38	No	26	n/a	n/a	0	n/a	n/a	0.005334	NP Intra (normality) 1 of 2
pH (S.U.)	GWC-9	6.907	6.275	8/8/2023	6.63	No	23	6.591	0.1325	0	None	No	0.0002213	Param Intra 1 of 2
Sulfate (mg/L)	GWA-15	3.1	n/a	8/3/2023	1.7	No	19	n/a	n/a	42.11	n/a	n/a	0.004832	NP Intra (normality) 1 of 2
Sulfate (mg/L)	GWA-16	1	n/a	8/3/2023	0.4J	No	19	n/a	n/a	94.74	n/a	n/a	0.004832	NP Intra (NDs) 1 of 2
Sulfate (mg/L)	GWA-17	1	n/a	8/3/2023	1ND	No	19	n/a	n/a	84.21	n/a	n/a	0.004832	NP Intra (NDs) 1 of 2
Sulfate (mg/L)	GWC-1	1.5	n/a	8/9/2023	0.46J	No	19	n/a	n/a	42.11	n/a	n/a	0.004832	NP Intra (normality) 1 of 2
Sulfate (mg/L)	GWC-10	1.2	n/a	8/9/2023	2.3	Yes	11	n/a	n/a	27.27	n/a	n/a	0.01276	NP Intra (normality) 1 of 2
Sulfate (mg/L)	GWC-11	1	n/a	8/9/2023	1ND	No	19	n/a	n/a	89.47	n/a	n/a	0.004832	NP Intra (NDs) 1 of 2
Sulfate (mg/L)	GWC-12	1.3	n/a	8/9/2023	1ND	No	19	n/a	n/a	73.68	n/a	n/a	0.004832	NP Intra (NDs) 1 of 2
Sulfate (mg/L)	GWC-13	1.3	n/a	8/9/2023	1.3	No	18	n/a	n/a	55.56	n/a	n/a	0.005373	NP Intra (NDs) 1 of 2
Sulfate (mg/L)	GWC-14	1	n/a	8/9/2023	1ND	No	19	n/a	n/a	78.95	n/a	n/a	0.004832	NP Intra (NDs) 1 of 2
Sulfate (mg/L)	GWC-18	1	n/a	8/9/2023	1ND	No	19	n/a	n/a	84.21	n/a	n/a	0.004832	NP Intra (NDs) 1 of 2
Sulfate (mg/L)	GWC-19	1.9	n/a	8/8/2023	1ND	No	19	n/a	n/a	84.21	n/a	n/a	0.004832	NP Intra (NDs) 1 of 2
Sulfate (mg/L)	GWC-2	1.1	n/a	8/9/2023	0.51J	No	19	n/a	n/a	57.89	n/a	n/a	0.004832	NP Intra (NDs) 1 of 2
Sulfate (mg/L)	GWC-20	1.4	n/a	8/8/2023	1ND	No	19	n/a	n/a	84.21	n/a	n/a	0.004832	NP Intra (NDs) 1 of 2
Sulfate (mg/L)	GWC-3	1.1	n/a	8/9/2023	3.6	Yes	19	n/a	n/a	57.89	n/a	n/a	0.004832	NP Intra (NDs) 1 of 2
Sulfate (mg/L)	GWC-4	6.288	n/a	8/8/2023	53	Yes	15	2.937	1.27	0	None	No	0.0004426	Param Intra 1 of 2
Sulfate (mg/L)	GWC-5	270	n/a	8/8/2023	79	No	9	n/a	n/a	0	n/a	n/a	0.01809	NP Intra (normality) 1 of 2
Sulfate (mg/L)	GWC-6	17.05	n/a	8/8/2023	6.5	No	19	10.62	2.592	0	None	No	0.0004426	Param Intra 1 of 2
Sulfate (mg/L)	GWC-7	1	n/a	8/8/2023	1ND	No	19	n/a	n/a	78.95	n/a	n/a	0.004832	NP Intra (NDs) 1 of 2

Appendix III Intrawell Prediction Limits - All Results

Plant Scherer Client: Southern Company Data: Scherer Cell 1-CCR Printed 9/26/2023, 3:55 PM

Constituent	Well	Upper Lim.	Lower Lim.	Date	Observ.	Sig.	Bg N	Bg Mean	Std. Dev.	%NDs	ND Adj.	Transform	Alpha	Method
Sulfate (mg/L)	GWC-8A	53.18	n/a	8/8/2023	7.8	No	18	28.21	9.948	0	None	No	0.0004426	Param Intra 1 of 2
Sulfate (mg/L)	GWC-9	18.9	n/a	8/8/2023	13	No	19	3.156	0.4807	0	None	sqrt(x)	0.0004426	Param Intra 1 of 2
Total Dissolved Solids (mg/L)	GWA-15	87.07	n/a	8/3/2023	53	No	19	40.21	18.91	10.53	None	No	0.0004426	Param Intra 1 of 2
Total Dissolved Solids (mg/L)	GWA-16	150.1	n/a	8/3/2023	110	No	19	96.53	21.6	0	None	No	0.0004426	Param Intra 1 of 2
Total Dissolved Solids (mg/L)	GWA-17	132.9	n/a	8/3/2023	85	No	19	71	24.98	0	None	No	0.0004426	Param Intra 1 of 2
Total Dissolved Solids (mg/L)	GWC-1	167.9	n/a	8/9/2023	140	No	19	132.5	14.28	0	None	No	0.0004426	Param Intra 1 of 2
Total Dissolved Solids (mg/L)	GWC-10	187.5	n/a	8/9/2023	140	No	18	133.7	21.41	0	None	No	0.0004426	Param Intra 1 of 2
Total Dissolved Solids (mg/L)	GWC-11	143.4	n/a	8/9/2023	98	No	18	100.2	17.2	0	None	No	0.0004426	Param Intra 1 of 2
Total Dissolved Solids (mg/L)	GWC-12	107.1	n/a	8/9/2023	27	No	19	2.621	0.8282	21.05	Kaplan-Meier	ln(x)	0.0004426	Param Intra 1 of 2
Total Dissolved Solids (mg/L)	GWC-13	113.1	n/a	8/9/2023	74	No	18	60.17	21.09	0	None	No	0.0004426	Param Intra 1 of 2
Total Dissolved Solids (mg/L)	GWC-14	103.2	n/a	8/9/2023	64	No	19	56.63	18.81	0	None	No	0.0004426	Param Intra 1 of 2
Total Dissolved Solids (mg/L)	GWC-18	129.2	n/a	8/9/2023	95	No	19	85.53	17.63	0	None	No	0.0004426	Param Intra 1 of 2
Total Dissolved Solids (mg/L)	GWC-19	172.7	n/a	8/8/2023	130	No	19	98.16	30.06	0	None	No	0.0004426	Param Intra 1 of 2
Total Dissolved Solids (mg/L)	GWC-2	177.4	n/a	8/9/2023	120	No	19	15383	6489	0	None	x^2	0.0004426	Param Intra 1 of 2
Total Dissolved Solids (mg/L)	GWC-20	149	n/a	8/8/2023	130	No	19	106.5	17.15	0	None	No	0.0004426	Param Intra 1 of 2
Total Dissolved Solids (mg/L)	GWC-3	116.5	n/a	8/9/2023	88	No	19	80	14.73	0	None	No	0.0004426	Param Intra 1 of 2
Total Dissolved Solids (mg/L)	GWC-4	178.1	n/a	8/8/2023	220	Yes	19	123.4	22.1	0	None	No	0.0004426	Param Intra 1 of 2
Total Dissolved Solids (mg/L)	GWC-5	1348	n/a	8/8/2023	230	No	10	7.445	1.178	0	None	x^(1/3)	0.0004426	Param Intra 1 of 2
Total Dissolved Solids (mg/L)	GWC-6	183	n/a	8/8/2023	110	No	19	146.4	14.75	0	None	No	0.0004426	Param Intra 1 of 2
Total Dissolved Solids (mg/L)	GWC-7	160.2	n/a	8/8/2023	130	No	19	119.8	16.3	0	None	No	0.0004426	Param Intra 1 of 2
Total Dissolved Solids (mg/L)	GWC-8A	425.3	n/a	8/8/2023	910	Yes	17	15.22	2.125	0	None	sqrt(x)	0.0004426	Param Intra 1 of 2
Total Dissolved Solids (mg/L)	GWC-9	201.4	n/a	8/8/2023	150	No	19	20889	7938	0	None	x^2	0.0004426	Param Intra 1 of 2

Appendix I Interwell Prediction Limits - Two-Step - Significant Results

Plant Scherer Client: Southern Company Data: Scherer Cell 1-CCR Printed 9/26/2023, 3:29 PM

Constituent	Well	Upper Lim.	Lower Lim.	Date	Observ.	Sig.	Bg N	Bg Mean	Std. Dev.	%NDs	ND Adj.	Transform	Alpha	Method
Barium, Total (mg/L)	GWC-4	0.051	n/a	8/8/2023	0.085	Yes	105	n/a	n/a	1.905	n/a	n/a	0.0001769	NP Inter (normality) 1 of 2
Nickel (mg/L)	GWC-1	0.00202	n/a	8/9/2023	0.0071	Yes	89	n/a	n/a	83.15	n/a	n/a	0.0002405	NP Inter (NDs) 1 of 2
Nickel (mg/L)	GWC-8A	0.00202	n/a	8/8/2023	0.0087	Yes	89	n/a	n/a	83.15	n/a	n/a	0.0002405	NP Inter (NDs) 1 of 2

Appendix I Interwell Prediction Limits - Two-Step - All Results

Plant Scherer Client: Southern Company Data: Scherer Cell 1-CCR Printed 9/26/2023, 3:29 PM

Constituent	Well	Upper Lim.	Lower Lim.	Date	Observ.	Sig.	Bg N	Bg Mean	Std. Dev.	%NDs	ND Adj.	Transform	Alpha	Method
Barium, Total (mg/L)	GWC-14	0.051	n/a	8/9/2023	0.012	No	105	n/a	n/a	1.905	n/a	n/a	0.0001769	NP Inter (normality) 1 of 2
Barium, Total (mg/L)	GWC-19	0.051	n/a	8/8/2023	0.032	No	105	n/a	n/a	1.905	n/a	n/a	0.0001769	NP Inter (normality) 1 of 2
Barium, Total (mg/L)	GWC-4	0.051	n/a	8/8/2023	0.085	Yes	105	n/a	n/a	1.905	n/a	n/a	0.0001769	NP Inter (normality) 1 of 2
Nickel (mg/L)	GWC-1	0.00202	n/a	8/9/2023	0.0071	Yes	89	n/a	n/a	83.15	n/a	n/a	0.0002405	NP Inter (NDs) 1 of 2
Nickel (mg/L)	GWC-8A	0.00202	n/a	8/8/2023	0.0087	Yes	89	n/a	n/a	83.15	n/a	n/a	0.0002405	NP Inter (NDs) 1 of 2

Appendix III Interwell Prediction Limits - Two-Step - Significant Results

Plant Scherer Client: Southern Company Data: Scherer Cell 1-CCR Printed 9/26/2023, 4:06 PM

Constituent	Well	Upper Lim.	Lower Lim.	Date	Observ.	Sig.	Bg N	Bg Mean	Std. Dev.	%NDs	ND Adj.	Transform	Alpha	Method
Calcium (mg/L)	GWC-19	14	n/a	8/8/2023	18	Yes	63	n/a	n/a	0	n/a	n/a	0.0004701	NP Inter (normality) 1 of 2
Calcium (mg/L)	GWC-20	14	n/a	8/8/2023	16	Yes	63	n/a	n/a	0	n/a	n/a	0.0004701	NP Inter (normality) 1 of 2
Calcium (mg/L)	GWC-4	14	n/a	8/8/2023	25	Yes	63	n/a	n/a	0	n/a	n/a	0.0004701	NP Inter (normality) 1 of 2
Calcium (mg/L)	GWC-8A	14	n/a	8/8/2023	53	Yes	63	n/a	n/a	0	n/a	n/a	0.0004701	NP Inter (normality) 1 of 2
Sulfate (mg/L)	GWC-3	3.5	n/a	8/9/2023	3.6	Yes	63	n/a	n/a	68.25	n/a	n/a	0.0004701	NP Inter (NDs) 1 of 2
Sulfate (mg/L)	GWC-4	3.5	n/a	8/8/2023	53	Yes	63	n/a	n/a	68.25	n/a	n/a	0.0004701	NP Inter (NDs) 1 of 2
Total Dissolved Solids (mg/L)	GWC-4	137.7	n/a	8/8/2023	220	Yes	63	70.62	31.36	3.175	None	No	0.0004426	Param Inter 1 of 2
Total Dissolved Solids (mg/L)	GWC-8A	137.7	n/a	8/8/2023	910	Yes	63	70.62	31.36	3.175	None	No	0.0004426	Param Inter 1 of 2

Appendix III Interwell Prediction Limits - Two-Step - All Results

Plant Scherer Client: Southern Company Data: Scherer Cell 1-CCR Printed 9/26/2023, 4:06 PM

Constituent	Well	Upper Lim.	Lower Lim.	Date	Observ.	Sig.	Bg N	Bg Mean	Std. Dev.	%NDs	ND Adj.	Transform	Alpha	Method
Calcium (mg/L)	GWC-19	14	n/a	8/8/2023	18	Yes	63	n/a	n/a	0	n/a	n/a	0.0004701	NP Inter (normality) 1 of 2
Calcium (mg/L)	GWC-20	14	n/a	8/8/2023	16	Yes	63	n/a	n/a	0	n/a	n/a	0.0004701	NP Inter (normality) 1 of 2
Calcium (mg/L)	GWC-4	14	n/a	8/8/2023	25	Yes	63	n/a	n/a	0	n/a	n/a	0.0004701	NP Inter (normality) 1 of 2
Calcium (mg/L)	GWC-8A	14	n/a	8/8/2023	53	Yes	63	n/a	n/a	0	n/a	n/a	0.0004701	NP Inter (normality) 1 of 2
Chloride (mg/L)	GWC-7	7.2	n/a	8/8/2023	3.8	No	63	n/a	n/a	0	n/a	n/a	0.0004701	NP Inter (normality) 1 of 2
Fluoride (mg/L)	GWC-6	0.1	n/a	8/8/2023	0.1	No	63	n/a	n/a	57.14	n/a	n/a	0.0004701	NP Inter (NDs) 1 of 2
pH (S.U.)	GWC-7	6.52	5.27	8/8/2023	6.48	No	73	n/a	n/a	0	n/a	n/a	0.0007083	NP Inter (normality) 1 of 2
Sulfate (mg/L)	GWC-10	3.5	n/a	8/9/2023	2.3	No	63	n/a	n/a	68.25	n/a	n/a	0.0004701	NP Inter (NDs) 1 of 2
Sulfate (mg/L)	GWC-3	3.5	n/a	8/9/2023	3.6	Yes	63	n/a	n/a	68.25	n/a	n/a	0.0004701	NP Inter (NDs) 1 of 2
Sulfate (mg/L)	GWC-4	3.5	n/a	8/8/2023	53	Yes	63	n/a	n/a	68.25	n/a	n/a	0.0004701	NP Inter (NDs) 1 of 2
Total Dissolved Solids (mg/L)	GWC-4	137.7	n/a	8/8/2023	220	Yes	63	70.62	31.36	3.175	None	No	0.0004426	Param Inter 1 of 2
Total Dissolved Solids (mg/L)	GWC-8A	137.7	n/a	8/8/2023	910	Yes	63	70.62	31.36	3.175	None	No	0.0004426	Param Inter 1 of 2

Appendix I Interwell Prediction Limits - All Results (No Significant)

Plant Scherer Client: Southern Company Data: Scherer Cell 1-CCR Printed 9/26/2023, 3:32 PM

Constituent	Well	Upper Lim.	Lower Lim.	Date	Observ.	Sig.	Bg N	Bg Mean	Std. Dev.	%NDs	ND Adj.	Transform	Alpha	Method
Arsenic, Total (mg/L)	GWC-1	0.001	n/a	8/9/2023	0.001ND	No	105	n/a	n/a	97.14	n/a	n/a	0.0001769	NP Inter (NDs) 1 of 2
Arsenic, Total (mg/L)	GWC-10	0.001	n/a	8/9/2023	0.001ND	No	105	n/a	n/a	97.14	n/a	n/a	0.0001769	NP Inter (NDs) 1 of 2
Arsenic, Total (mg/L)	GWC-10D	0.001	n/a	7/28/2010	0.001ND	No	105	n/a	n/a	97.14	n/a	n/a	0.0001769	NP Inter (NDs) 1 of 2
Arsenic, Total (mg/L)	GWC-11	0.001	n/a	8/9/2023	0.001ND	No	105	n/a	n/a	97.14	n/a	n/a	0.0001769	NP Inter (NDs) 1 of 2
Arsenic, Total (mg/L)	GWC-12	0.001	n/a	8/9/2023	0.001ND	No	105	n/a	n/a	97.14	n/a	n/a	0.0001769	NP Inter (NDs) 1 of 2
Arsenic, Total (mg/L)	GWC-13	0.001	n/a	8/9/2023	0.001ND	No	105	n/a	n/a	97.14	n/a	n/a	0.0001769	NP Inter (NDs) 1 of 2
Arsenic, Total (mg/L)	GWC-14	0.001	n/a	8/9/2023	0.001ND	No	105	n/a	n/a	97.14	n/a	n/a	0.0001769	NP Inter (NDs) 1 of 2
Arsenic, Total (mg/L)	GWC-18	0.001	n/a	8/9/2023	0.001ND	No	105	n/a	n/a	97.14	n/a	n/a	0.0001769	NP Inter (NDs) 1 of 2
Arsenic, Total (mg/L)	GWC-19	0.001	n/a	8/8/2023	0.001ND	No	105	n/a	n/a	97.14	n/a	n/a	0.0001769	NP Inter (NDs) 1 of 2
Arsenic, Total (mg/L)	GWC-2	0.001	n/a	8/9/2023	0.001ND	No	105	n/a	n/a	97.14	n/a	n/a	0.0001769	NP Inter (NDs) 1 of 2
Arsenic, Total (mg/L)	GWC-20	0.001	n/a	8/8/2023	0.001ND	No	105	n/a	n/a	97.14	n/a	n/a	0.0001769	NP Inter (NDs) 1 of 2
Arsenic, Total (mg/L)	GWC-3	0.001	n/a	8/9/2023	0.001ND	No	105	n/a	n/a	97.14	n/a	n/a	0.0001769	NP Inter (NDs) 1 of 2
Arsenic, Total (mg/L)	GWC-4	0.001	n/a	8/8/2023	0.001ND	No	105	n/a	n/a	97.14	n/a	n/a	0.0001769	NP Inter (NDs) 1 of 2
Arsenic, Total (mg/L)	GWC-5	0.001	n/a	8/8/2023	0.001ND	No	105	n/a	n/a	97.14	n/a	n/a	0.0001769	NP Inter (NDs) 1 of 2
Arsenic, Total (mg/L)	GWC-6	0.001	n/a	8/8/2023	0.001ND	No	105	n/a	n/a	97.14	n/a	n/a	0.0001769	NP Inter (NDs) 1 of 2
Arsenic, Total (mg/L)	GWC-7	0.001	n/a	8/8/2023	0.001ND	No	105	n/a	n/a	97.14	n/a	n/a	0.0001769	NP Inter (NDs) 1 of 2
Arsenic, Total (mg/L)	GWC-8A	0.001	n/a	8/8/2023	0.00091J	No	105	n/a	n/a	97.14	n/a	n/a	0.0001769	NP Inter (NDs) 1 of 2
Arsenic, Total (mg/L)	GWC-9	0.001	n/a	8/8/2023	0.001ND	No	105	n/a	n/a	97.14	n/a	n/a	0.0001769	NP Inter (NDs) 1 of 2
Silver (mg/L)	GWC-1	0.001	n/a	8/9/2023	0.001ND	No	90	n/a	n/a	100	n/a	n/a	0.0002346	NP Inter (NDs) 1 of 2
Silver (mg/L)	GWC-10	0.001	n/a	8/9/2023	0.001ND	No	90	n/a	n/a	100	n/a	n/a	0.0002346	NP Inter (NDs) 1 of 2
Silver (mg/L)	GWC-10D	0.001	n/a	7/28/2010	0.001ND	No	90	n/a	n/a	100	n/a	n/a	0.0002346	NP Inter (NDs) 1 of 2
Silver (mg/L)	GWC-11	0.001	n/a	8/9/2023	0.001ND	No	90	n/a	n/a	100	n/a	n/a	0.0002346	NP Inter (NDs) 1 of 2
Silver (mg/L)	GWC-12	0.001	n/a	8/9/2023	0.001ND	No	90	n/a	n/a	100	n/a	n/a	0.0002346	NP Inter (NDs) 1 of 2
Silver (mg/L)	GWC-13	0.001	n/a	8/9/2023	0.001ND	No	90	n/a	n/a	100	n/a	n/a	0.0002346	NP Inter (NDs) 1 of 2
Silver (mg/L)	GWC-14	0.001	n/a	8/9/2023	0.001ND	No	90	n/a	n/a	100	n/a	n/a	0.0002346	NP Inter (NDs) 1 of 2
Silver (mg/L)	GWC-18	0.001	n/a	8/9/2023	0.001ND	No	90	n/a	n/a	100	n/a	n/a	0.0002346	NP Inter (NDs) 1 of 2
Silver (mg/L)	GWC-19	0.001	n/a	8/8/2023	0.001ND	No	90	n/a	n/a	100	n/a	n/a	0.0002346	NP Inter (NDs) 1 of 2
Silver (mg/L)	GWC-2	0.001	n/a	8/9/2023	0.001ND	No	90	n/a	n/a	100	n/a	n/a	0.0002346	NP Inter (NDs) 1 of 2
Silver (mg/L)	GWC-20	0.001	n/a	8/8/2023	0.001ND	No	90	n/a	n/a	100	n/a	n/a	0.0002346	NP Inter (NDs) 1 of 2
Silver (mg/L)	GWC-3	0.001	n/a	8/9/2023	0.001ND	No	90	n/a	n/a	100	n/a	n/a	0.0002346	NP Inter (NDs) 1 of 2
Silver (mg/L)	GWC-4	0.001	n/a	8/8/2023	0.001ND	No	90	n/a	n/a	100	n/a	n/a	0.0002346	NP Inter (NDs) 1 of 2
Silver (mg/L)	GWC-5	0.001	n/a	8/8/2023	0.001ND	No	90	n/a	n/a	100	n/a	n/a	0.0002346	NP Inter (NDs) 1 of 2
Silver (mg/L)	GWC-6	0.001	n/a	8/8/2023	0.001ND	No	90	n/a	n/a	100	n/a	n/a	0.0002346	NP Inter (NDs) 1 of 2
Silver (mg/L)	GWC-7	0.001	n/a	8/8/2023	0.001ND	No	90	n/a	n/a	100	n/a	n/a	0.0002346	NP Inter (NDs) 1 of 2
Silver (mg/L)	GWC-8A	0.001	n/a	8/8/2023	0.001ND	No	90	n/a	n/a	100	n/a	n/a	0.0002346	NP Inter (NDs) 1 of 2
Silver (mg/L)	GWC-9	0.001	n/a	8/8/2023	0.001ND	No	90	n/a	n/a	100	n/a	n/a	0.0002346	NP Inter (NDs) 1 of 2

Appendix I & III Trend Tests Summary - Significant Results

Plant Scherer Client: Southern Company Data: Scherer Cell 1-CCR Printed 9/26/2023, 4:15 PM

Constituent	Well	Slope	Calc.	Critical	Sig.	N	%NDs	Normality	Xform	Alpha	Method
Barium, Total (mg/L)	GWA-16 (bg)	-0.0002921	-190	-184	Yes	35	0	n/a	n/a	0.01	NP
Barium, Total (mg/L)	GWA-17 (bg)	-0.0008682	-225	-184	Yes	35	2.857	n/a	n/a	0.01	NP
Barium, Total (mg/L)	GWC-19	0.0008561	311	184	Yes	35	2.857	n/a	n/a	0.01	NP
Barium, Total (mg/L)	GWC-4	0.002047	482	199	Yes	37	0	n/a	n/a	0.01	NP
Calcium (mg/L)	GWA-17 (bg)	0.257	107	87	Yes	21	0	n/a	n/a	0.01	NP
Calcium (mg/L)	GWC-19	1.182	165	92	Yes	22	0	n/a	n/a	0.01	NP
Calcium (mg/L)	GWC-4	1.046	156	92	Yes	22	0	n/a	n/a	0.01	NP
Calcium (mg/L)	GWC-8A	6.061	141	81	Yes	20	0	n/a	n/a	0.01	NP
Chloride (mg/L)	GWA-15 (bg)	0.1866	102	87	Yes	21	0	n/a	n/a	0.01	NP
Chloride (mg/L)	GWA-17 (bg)	-0.04993	-114	-87	Yes	21	0	n/a	n/a	0.01	NP
Chloride (mg/L)	GWC-7	0.2236	118	87	Yes	21	0	n/a	n/a	0.01	NP
Nickel (mg/L)	GWA-15 (bg)	0	-171	-146	Yes	30	66.67	n/a	n/a	0.01	NP
pH (S.U.)	GWA-17 (bg)	0.04087	156	105	Yes	24	0	n/a	n/a	0.01	NP
Sulfate (mg/L)	GWA-15 (bg)	0.2001	94	87	Yes	21	38.1	n/a	n/a	0.01	NP
Sulfate (mg/L)	GWC-10	0.4746	201	98	Yes	23	13.04	n/a	n/a	0.01	NP
Sulfate (mg/L)	GWC-4	2.423	126	98	Yes	23	0	n/a	n/a	0.01	NP
Total Dissolved Solids (mg/L)	GWC-4	11.37	155	92	Yes	22	0	n/a	n/a	0.01	NP
Total Dissolved Solids (mg/L)	GWC-8A	28.16	107	74	Yes	19	0	n/a	n/a	0.01	NP

Appendix I & III Trend Tests Summary - All Results

Plant Scherer Client: Southern Company Data: Scherer Cell 1-CCR Printed 9/26/2023, 4:15 PM

Constituent	Well	Slope	Calc.	Critical	Sig.	N	%NDs	Normality	Xform	Alpha	Method
Barium, Total (mg/L)	GWA-15 (bg)	0	58	184	No	35	2.857	n/a	n/a	0.01	NP
Barium, Total (mg/L)	GWA-16 (bg)	-0.0002921	-190	-184	Yes	35	0	n/a	n/a	0.01	NP
Barium, Total (mg/L)	GWA-17 (bg)	-0.0008682	-225	-184	Yes	35	2.857	n/a	n/a	0.01	NP
Barium, Total (mg/L)	GWC-14	0.00009021	114	167	No	33	3.03	n/a	n/a	0.01	NP
Barium, Total (mg/L)	GWC-19	0.0008561	311	184	Yes	35	2.857	n/a	n/a	0.01	NP
Barium, Total (mg/L)	GWC-4	0.002047	482	199	Yes	37	0	n/a	n/a	0.01	NP
Calcium (mg/L)	GWA-15 (bg)	0.02129	16	87	No	21	0	n/a	n/a	0.01	NP
Calcium (mg/L)	GWA-16 (bg)	0	24	87	No	21	0	n/a	n/a	0.01	NP
Calcium (mg/L)	GWA-17 (bg)	0.257	107	87	Yes	21	0	n/a	n/a	0.01	NP
Calcium (mg/L)	GWC-19	1.182	165	92	Yes	22	0	n/a	n/a	0.01	NP
Calcium (mg/L)	GWC-20	0.1807	56	87	No	21	0	n/a	n/a	0.01	NP
Calcium (mg/L)	GWC-4	1.046	156	92	Yes	22	0	n/a	n/a	0.01	NP
Calcium (mg/L)	GWC-8A	6.061	141	81	Yes	20	0	n/a	n/a	0.01	NP
Chloride (mg/L)	GWA-15 (bg)	0.1866	102	87	Yes	21	0	n/a	n/a	0.01	NP
Chloride (mg/L)	GWA-16 (bg)	-0.006448	-40	-87	No	21	0	n/a	n/a	0.01	NP
Chloride (mg/L)	GWA-17 (bg)	-0.04993	-114	-87	Yes	21	0	n/a	n/a	0.01	NP
Chloride (mg/L)	GWC-7	0.2236	118	87	Yes	21	0	n/a	n/a	0.01	NP
Fluoride (mg/L)	GWA-15 (bg)	0	-21	-87	No	21	76.19	n/a	n/a	0.01	NP
Fluoride (mg/L)	GWA-16 (bg)	-0.0004101	-51	-87	No	21	47.62	n/a	n/a	0.01	NP
Fluoride (mg/L)	GWA-17 (bg)	0	-44	-87	No	21	47.62	n/a	n/a	0.01	NP
Fluoride (mg/L)	GWC-6	0	-28	-87	No	21	47.62	n/a	n/a	0.01	NP
Nickel (mg/L)	GWA-15 (bg)	0	-171	-146	Yes	30	66.67	n/a	n/a	0.01	NP
Nickel (mg/L)	GWA-16 (bg)	0	-12	-139	No	29	96.55	n/a	n/a	0.01	NP
Nickel (mg/L)	GWA-17 (bg)	0	-44	-146	No	30	86.67	n/a	n/a	0.01	NP
Nickel (mg/L)	GWC-1	0	-122	-139	No	29	68.97	n/a	n/a	0.01	NP
Nickel (mg/L)	GWC-8A	0.0001863	130	139	No	29	37.93	n/a	n/a	0.01	NP
pH (S.U.)	GWA-15 (bg)	-0.01534	-96	-111	No	25	0	n/a	n/a	0.01	NP
pH (S.U.)	GWA-16 (bg)	0.003626	14	105	No	24	0	n/a	n/a	0.01	NP
pH (S.U.)	GWA-17 (bg)	0.04087	156	105	Yes	24	0	n/a	n/a	0.01	NP
pH (S.U.)	GWC-7	0.007686	42	105	No	24	0	n/a	n/a	0.01	NP
Sulfate (mg/L)	GWA-15 (bg)	0.2001	94	87	Yes	21	38.1	n/a	n/a	0.01	NP
Sulfate (mg/L)	GWA-16 (bg)	0	-9	-87	No	21	85.71	n/a	n/a	0.01	NP
Sulfate (mg/L)	GWA-17 (bg)	0	2	87	No	21	80.95	n/a	n/a	0.01	NP
Sulfate (mg/L)	GWC-10	0.4746	201	98	Yes	23	13.04	n/a	n/a	0.01	NP
Sulfate (mg/L)	GWC-3	0	45	92	No	22	50	n/a	n/a	0.01	NP
Sulfate (mg/L)	GWC-4	2.423	126	98	Yes	23	0	n/a	n/a	0.01	NP
Total Dissolved Solids (mg/L)	GWA-15 (bg)	2.064	61	87	No	21	9.524	n/a	n/a	0.01	NP
Total Dissolved Solids (mg/L)	GWA-16 (bg)	1.435	20	87	No	21	0	n/a	n/a	0.01	NP
Total Dissolved Solids (mg/L)	GWA-17 (bg)	4.034	69	87	No	21	0	n/a	n/a	0.01	NP
Total Dissolved Solids (mg/L)	GWC-4	11.37	155	92	Yes	22	0	n/a	n/a	0.01	NP
Total Dissolved Solids (mg/L)	GWC-8A	28.16	107	74	Yes	19	0	n/a	n/a	0.01	NP

Appendix I Intrawell Prediction Limits - October 2023 Resample - All Results (No Significant)

Plant Scherer Client: Southern Company Data: Scherer Cell 1-CCR Printed 10/16/2023, 3:50 PM

Constituent	Well	Upper Lim	Lower Lim	LimDate	Observ.	Sig.	Bg N	Bg Mean	Std. Dev.	%NDs	ND Adj.	Transform	Alpha	Method
Nickel (mg/L)	GWC-1	0.0018	n/a	10/4/2023	0.00085J	No	27	n/a	n/a	74.07	n/a	n/a	0.002502	NP Intra (NDs) 1 of 2
Nickel (mg/L)	GWC-8A	0.0069	n/a	10/4/2023	0.0052	No	26	n/a	n/a	42.31	n/a	n/a	0.002667	NP Intra (normality) 1 of 2

Appendix III Intrawell Prediction Limit - October 2023 Resample - Significant Results

Plant Scherer Client: Southern Company Data: Scherer Cell 1-CCR Printed 10/16/2023, 2:51 PM

Constituent	Well	Upper Lim	Lower Lim	Date	Observ.	Sig.	Bg N	Bg Mean	Std. Dev.	%NDs	ND Adj.	Transform	Alpha	Method
Sulfate (mg/L)	GWC-3	1.1	n/a	10/4/2023	3.1	Yes	19	n/a	n/a	57.89	n/a	n/a	0.004832	NP Intra (NDs) 1 of 2

Appendix III Intrawell Prediction Limit - October 2023 Resample - All Results

Plant Scherer Client: Southern Company Data: Scherer Cell 1-CCR Printed 10/16/2023, 2:51 PM

Constituent	Well	Upper Lim	Lower Lim	Date	Observ.	Sig.	Bg N	Bg Mean	Std. Dev.	%NDs	ND Adj.	Transform	Alpha	Method
Sulfate (mg/L)	GWC-3	1.1	n/a	10/4/2023	3.1	Yes	19	n/a	n/a	57.89	n/a	n/a	0.004832	NP Intra (NDs) 1 of 2
Total Dissolved Solids (mg/L)	GWC-8A	425.3	n/a	10/4/2023	240	No	17	15.22	2.125	0	None	sqrt(x)	0.0004426	Param Intra 1 of 2

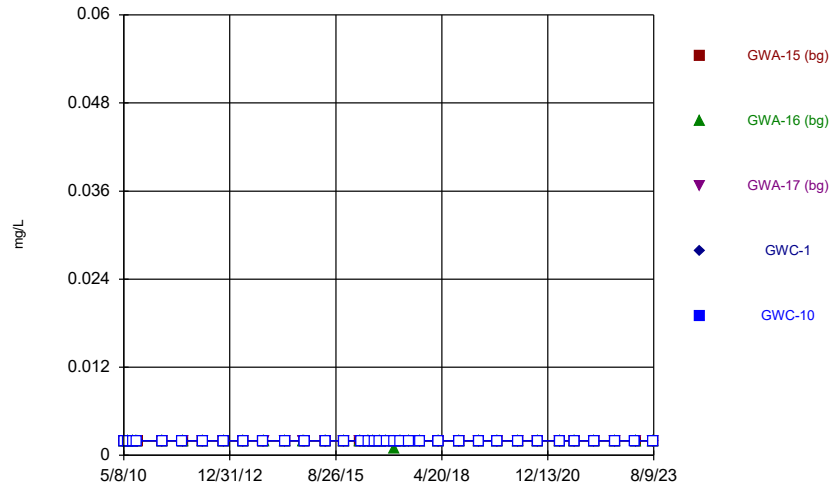
Appendix III Interwell Prediction Limit - Two-Step - October 2023 Resample (No Significant)

Plant Scherer Client: Southern Company Data: Scherer Cell 1-CCR Printed 10/16/2023, 3:43 PM

<u>Constituent</u>	<u>Well</u>	<u>Upper Lim</u>	<u>Lower Lim</u>	<u>LimDate</u>	<u>Observ.</u>	<u>Sig.</u>	<u>Bg N</u>	<u>Bg Mean</u>	<u>Std. Dev.</u>	<u>%NDs</u>	<u>ND Adj.</u>	<u>Transform</u>	<u>Alpha</u>	<u>Method</u>
Sulfate (mg/L)	GWC-3	3.5	n/a	10/4/2023	3.1	No	63	n/a	n/a	68.25	n/a	n/a	0.0004701	NP Inter (NDs) 1 of 2

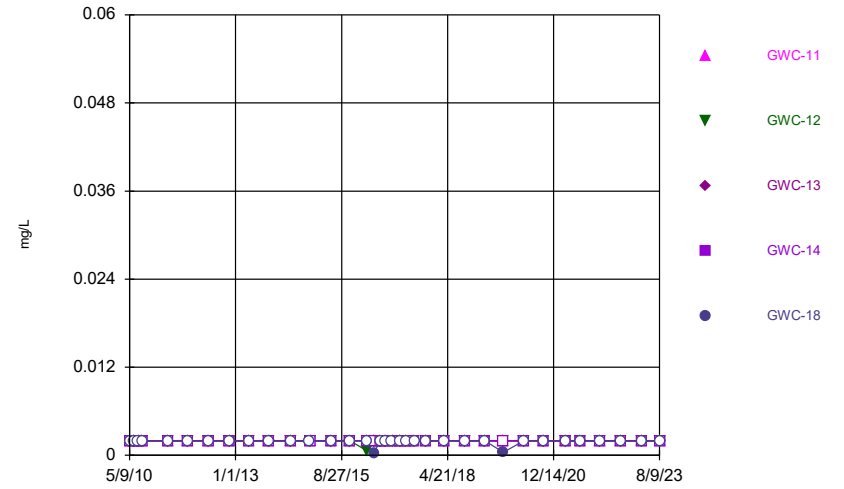
FIGURE A.

Time Series



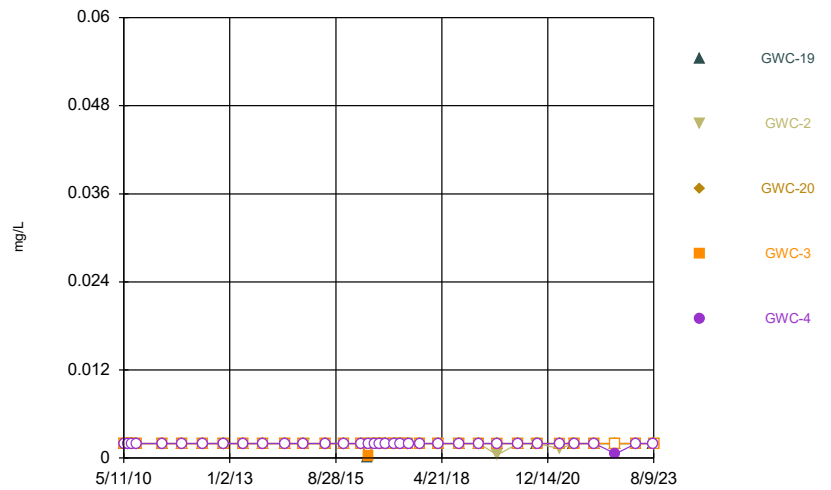
Constituent: Antimony, Total Analysis Run 10/16/2023 2:39 PM
Plant Scherer Client: Southern Company Data: Scherer Cell 1-CCR

Time Series



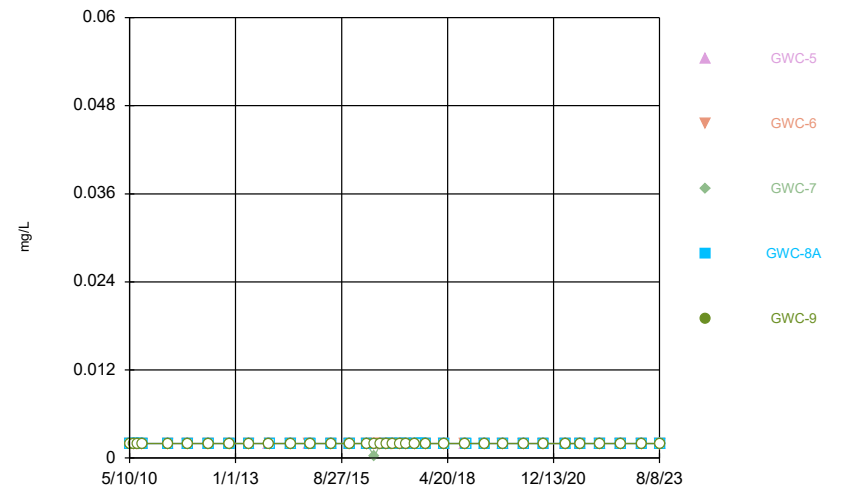
Constituent: Antimony, Total Analysis Run 10/16/2023 2:39 PM
Plant Scherer Client: Southern Company Data: Scherer Cell 1-CCR

Time Series



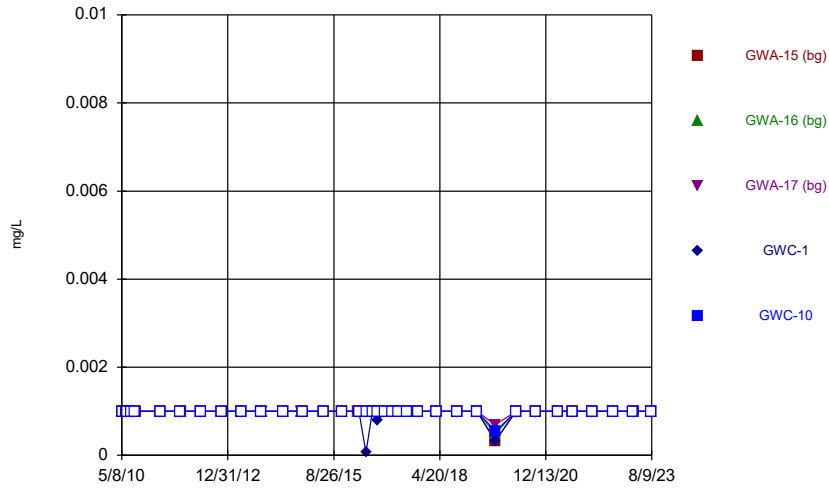
Constituent: Antimony, Total Analysis Run 10/16/2023 2:39 PM
Plant Scherer Client: Southern Company Data: Scherer Cell 1-CCR

Time Series



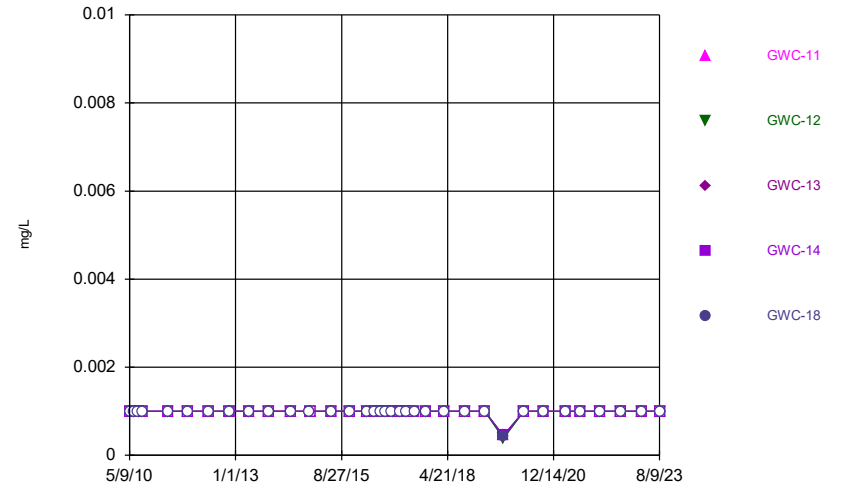
Constituent: Antimony, Total Analysis Run 10/16/2023 2:39 PM
Plant Scherer Client: Southern Company Data: Scherer Cell 1-CCR

Time Series



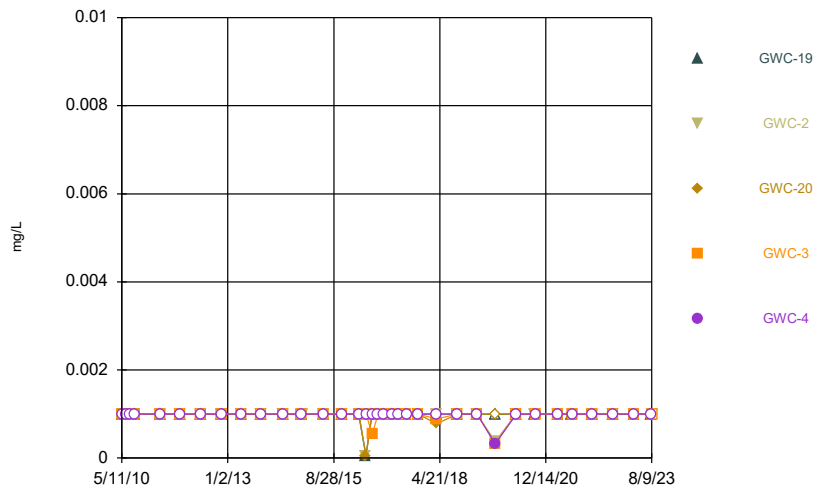
Constituent: Arsenic, Total Analysis Run 10/16/2023 2:39 PM
Plant Scherer Client: Southern Company Data: Scherer Cell 1-CCR

Time Series



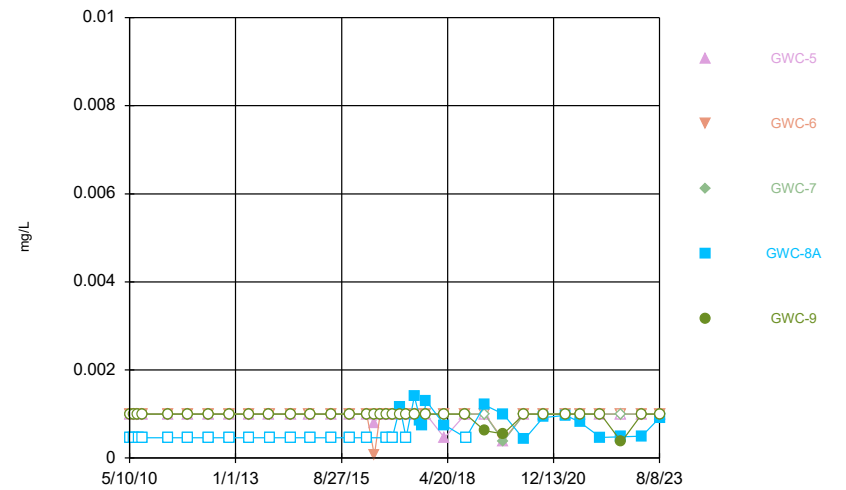
Constituent: Arsenic, Total Analysis Run 10/16/2023 2:39 PM
Plant Scherer Client: Southern Company Data: Scherer Cell 1-CCR

Time Series



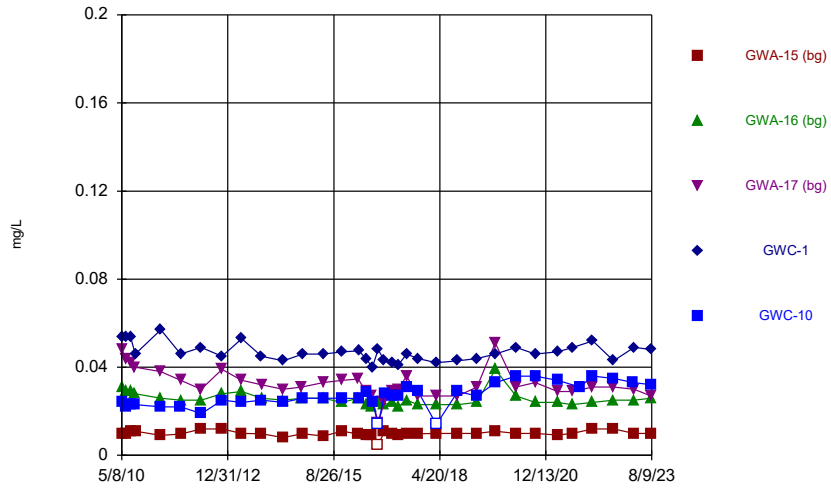
Constituent: Arsenic, Total Analysis Run 10/16/2023 2:39 PM
Plant Scherer Client: Southern Company Data: Scherer Cell 1-CCR

Time Series



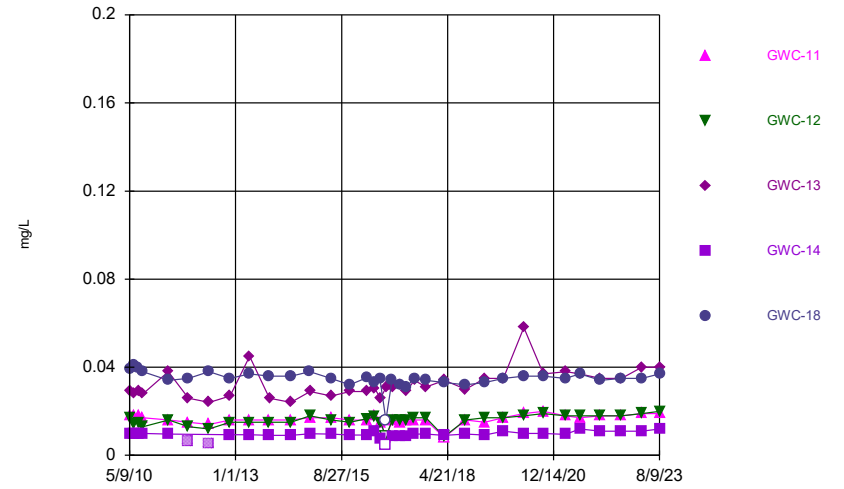
Constituent: Arsenic, Total Analysis Run 10/16/2023 2:39 PM
Plant Scherer Client: Southern Company Data: Scherer Cell 1-CCR

Time Series



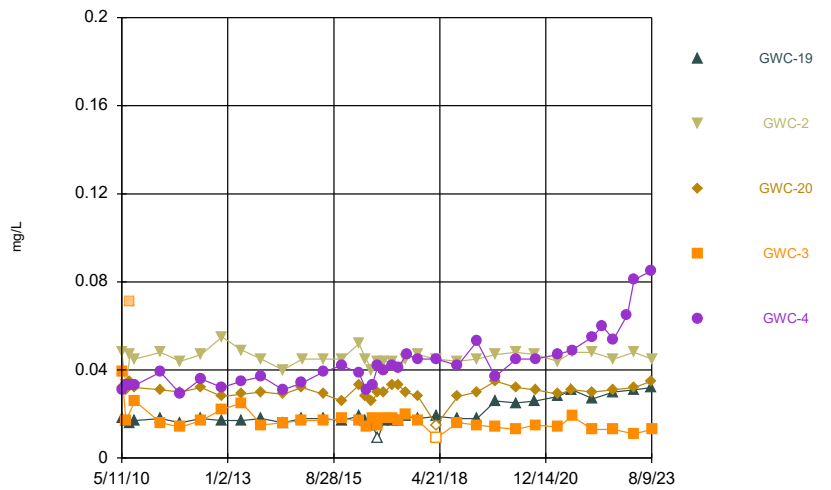
Constituent: Barium, Total Analysis Run 10/16/2023 2:39 PM
Plant Scherer Client: Southern Company Data: Scherer Cell 1-CCR

Time Series



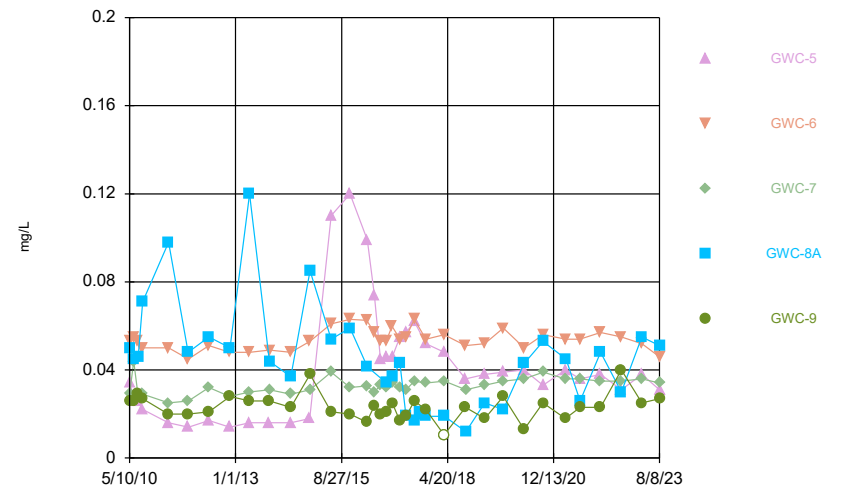
Constituent: Barium, Total Analysis Run 10/16/2023 2:39 PM
Plant Scherer Client: Southern Company Data: Scherer Cell 1-CCR

Time Series



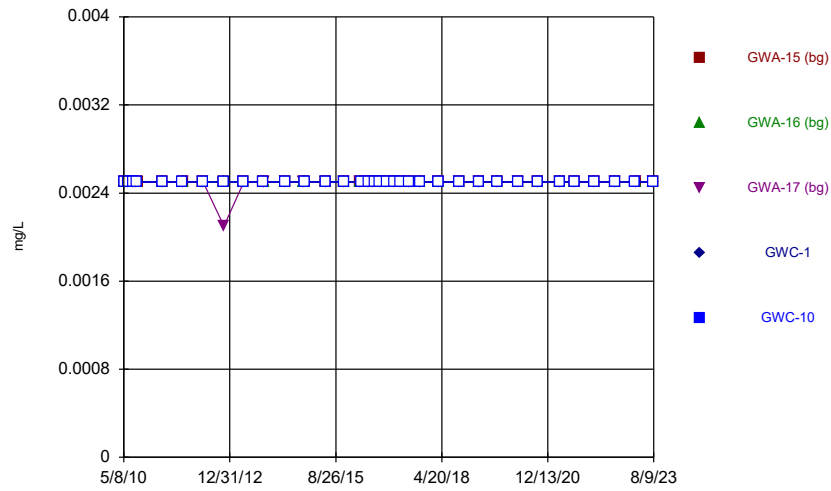
Constituent: Barium, Total Analysis Run 10/16/2023 2:39 PM
Plant Scherer Client: Southern Company Data: Scherer Cell 1-CCR

Time Series



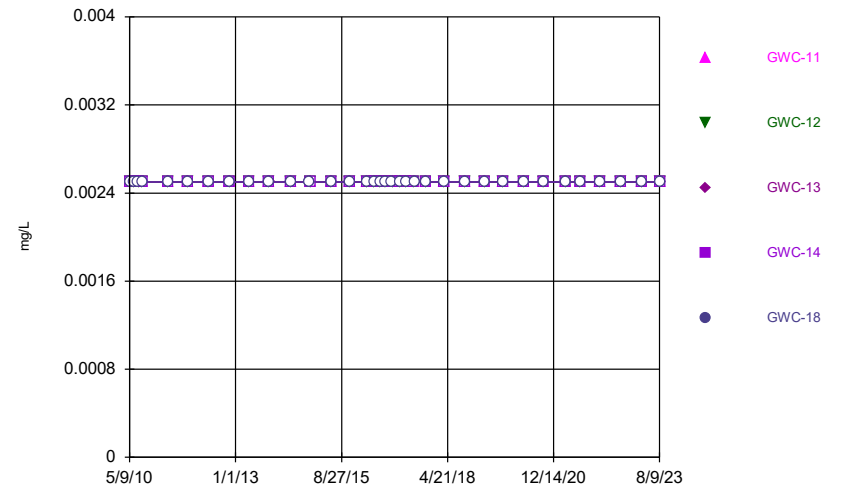
Constituent: Barium, Total Analysis Run 10/16/2023 2:39 PM
Plant Scherer Client: Southern Company Data: Scherer Cell 1-CCR

Time Series



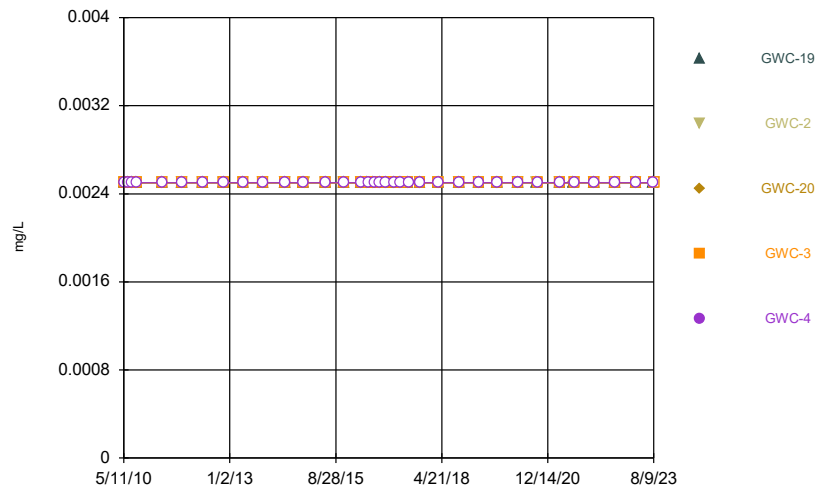
Constituent: Beryllium, Total Analysis Run 10/16/2023 2:39 PM
Plant Scherer Client: Southern Company Data: Scherer Cell 1-CCR

Time Series



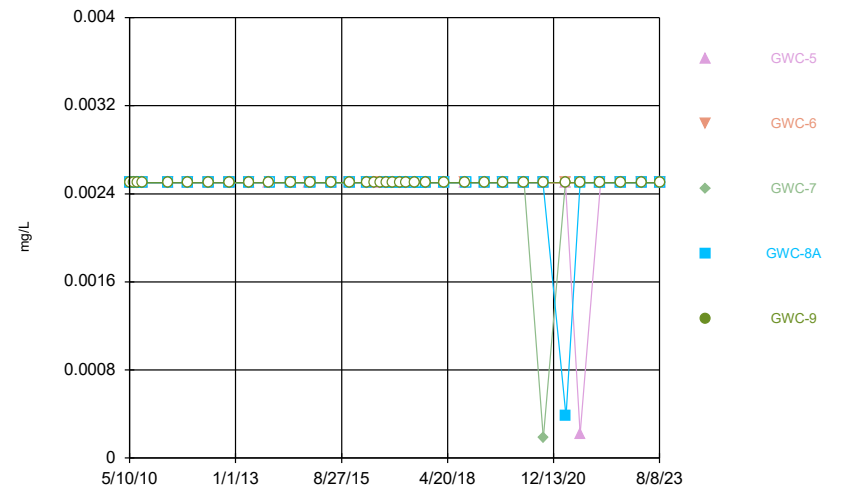
Constituent: Beryllium, Total Analysis Run 10/16/2023 2:39 PM
Plant Scherer Client: Southern Company Data: Scherer Cell 1-CCR

Time Series



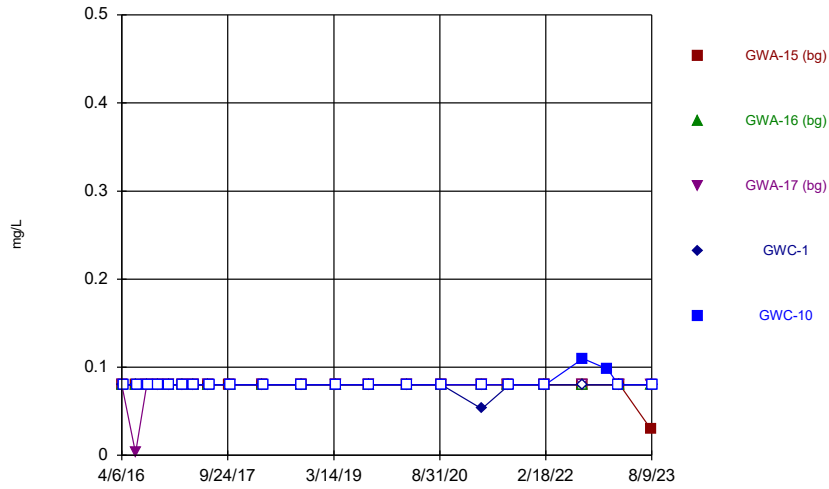
Constituent: Beryllium, Total Analysis Run 10/16/2023 2:39 PM
Plant Scherer Client: Southern Company Data: Scherer Cell 1-CCR

Time Series



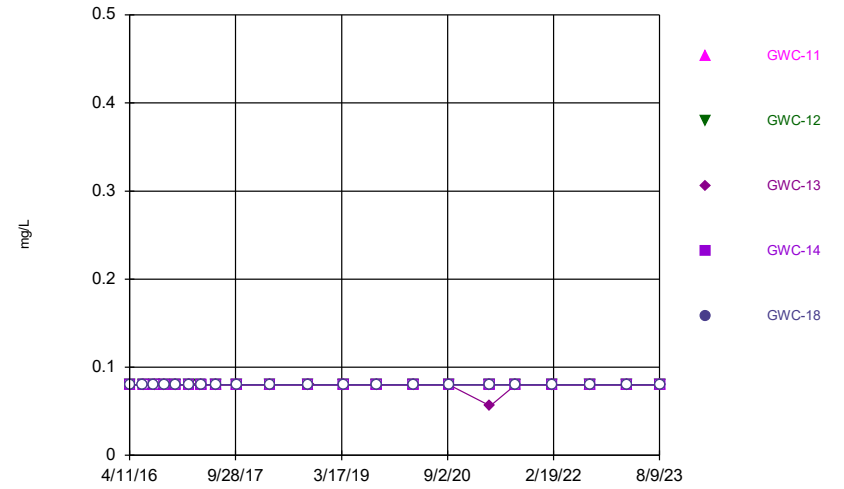
Constituent: Beryllium, Total Analysis Run 10/16/2023 2:39 PM
Plant Scherer Client: Southern Company Data: Scherer Cell 1-CCR

Time Series



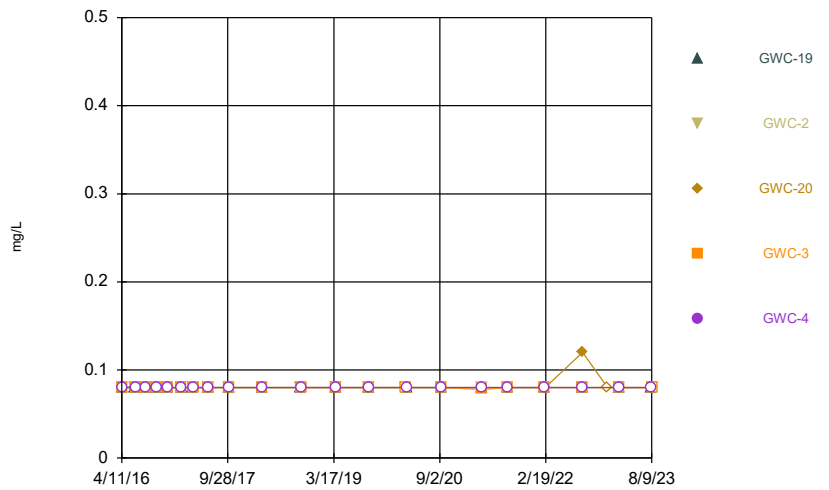
Constituent: Boron Analysis Run 10/16/2023 2:39 PM
Plant Scherer Client: Southern Company Data: Scherer Cell 1-CCR

Time Series



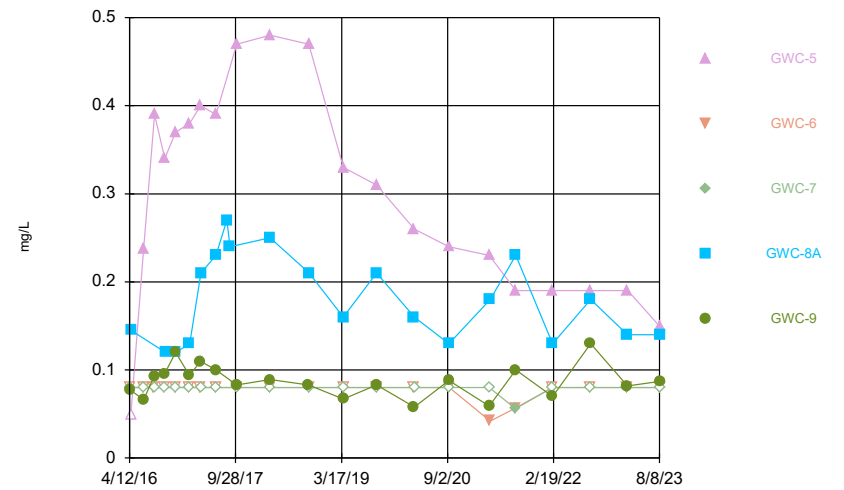
Constituent: Boron Analysis Run 10/16/2023 2:39 PM
Plant Scherer Client: Southern Company Data: Scherer Cell 1-CCR

Time Series



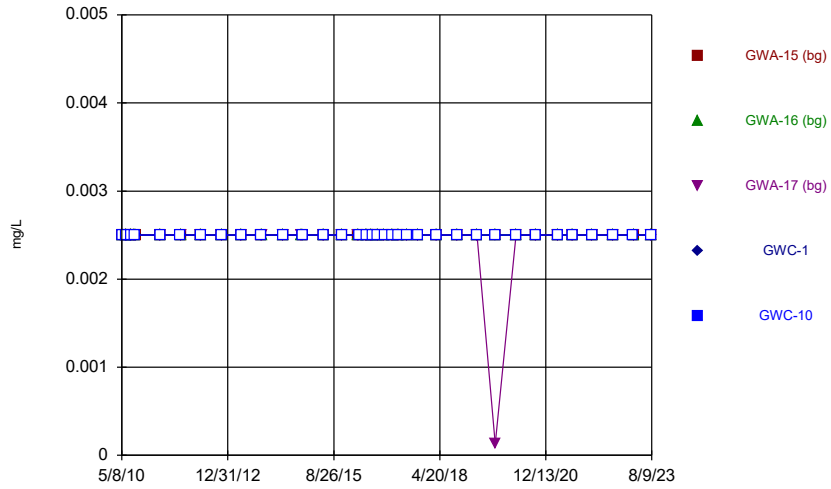
Constituent: Boron Analysis Run 10/16/2023 2:39 PM
Plant Scherer Client: Southern Company Data: Scherer Cell 1-CCR

Time Series



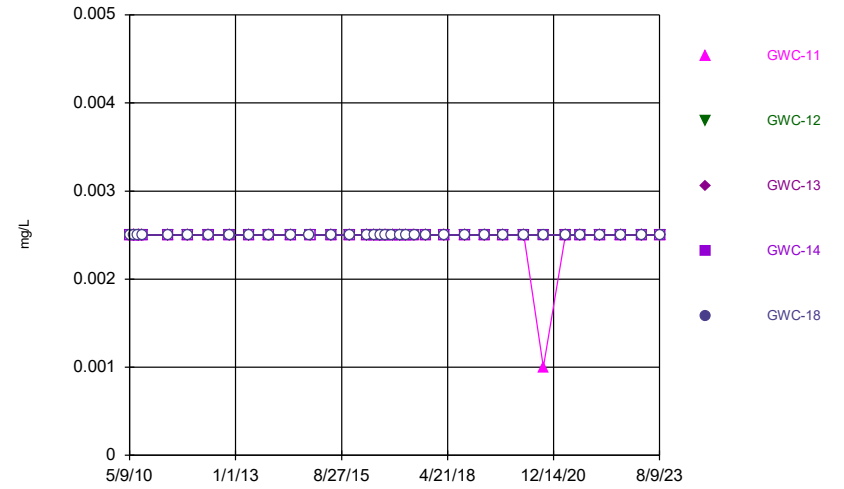
Constituent: Boron Analysis Run 10/16/2023 2:39 PM
Plant Scherer Client: Southern Company Data: Scherer Cell 1-CCR

Time Series



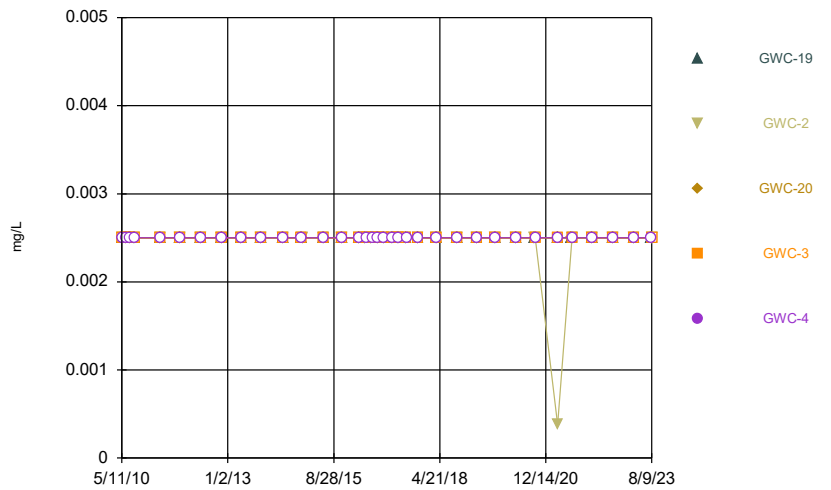
Constituent: Cadmium, Total Analysis Run 10/16/2023 2:39 PM
Plant Scherer Client: Southern Company Data: Scherer Cell 1-CCR

Time Series



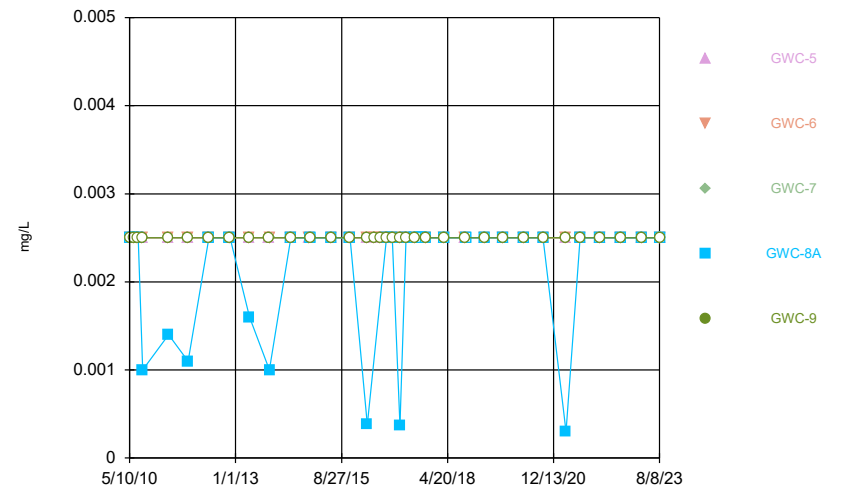
Constituent: Cadmium, Total Analysis Run 10/16/2023 2:39 PM
Plant Scherer Client: Southern Company Data: Scherer Cell 1-CCR

Time Series



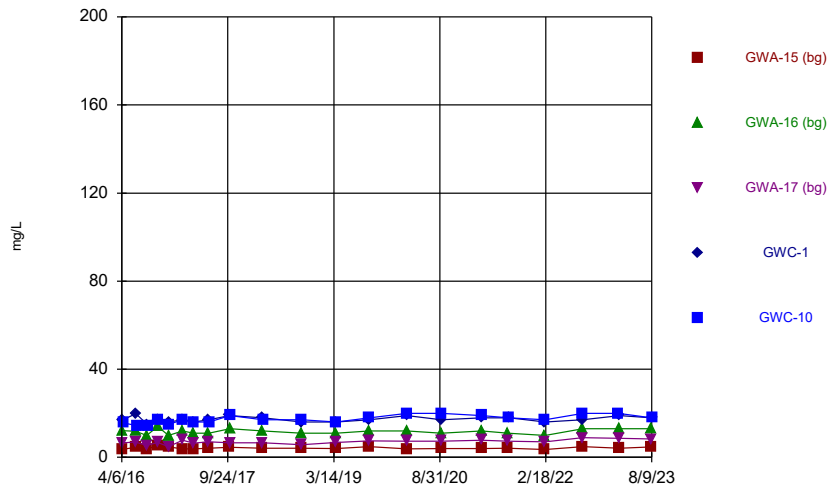
Constituent: Cadmium, Total Analysis Run 10/16/2023 2:39 PM
Plant Scherer Client: Southern Company Data: Scherer Cell 1-CCR

Time Series

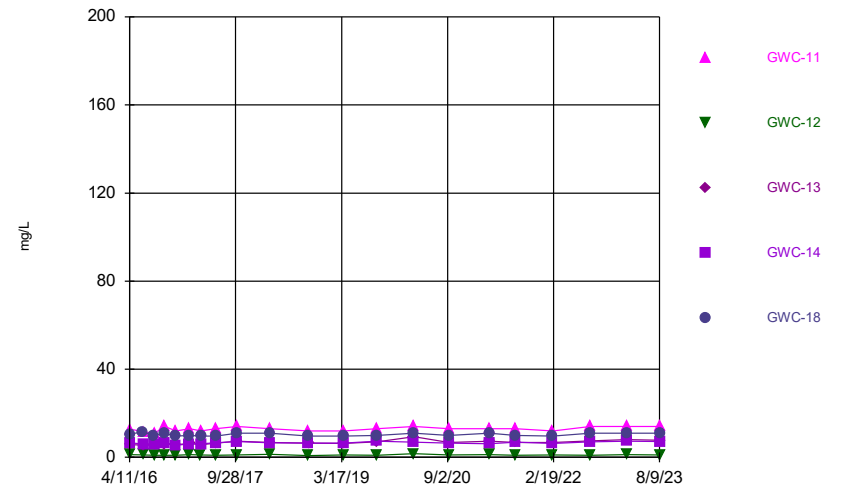


Constituent: Cadmium, Total Analysis Run 10/16/2023 2:39 PM
Plant Scherer Client: Southern Company Data: Scherer Cell 1-CCR

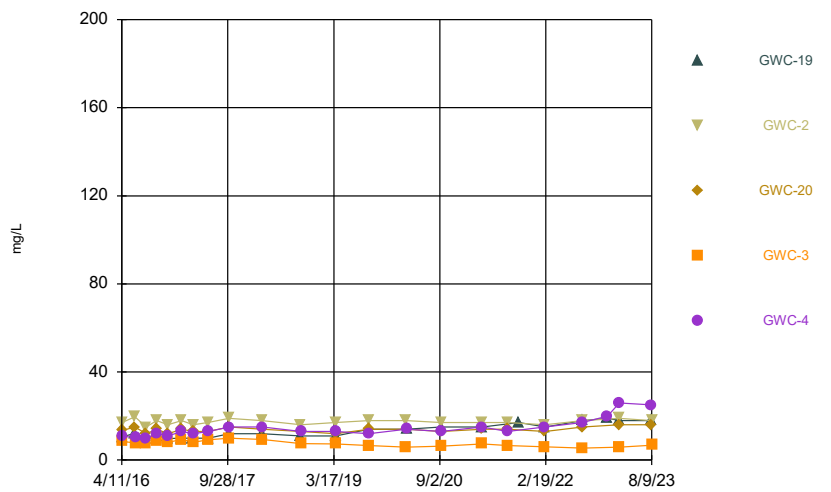
Time Series



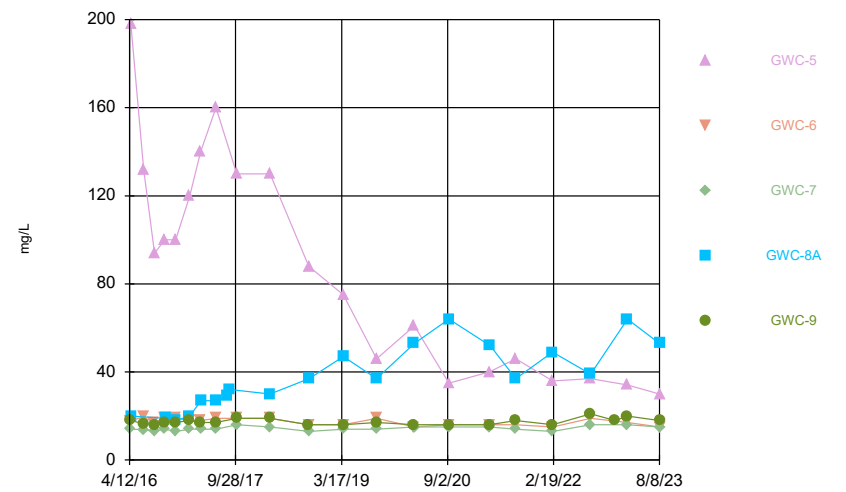
Time Series



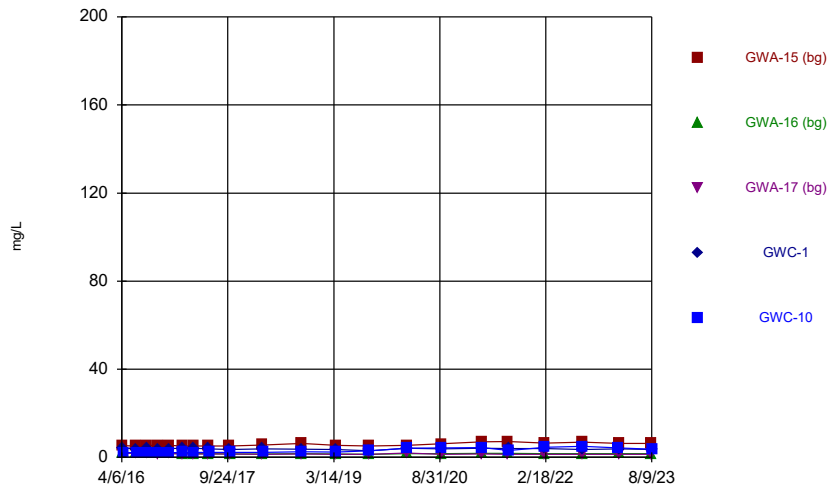
Time Series



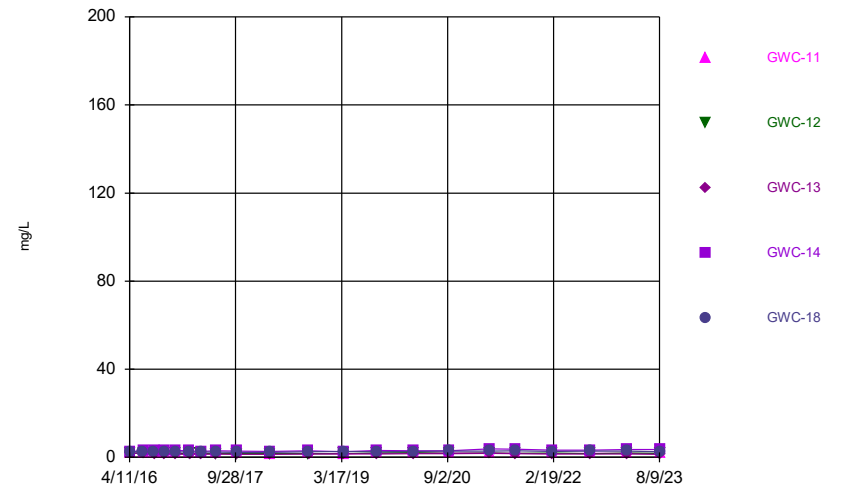
Time Series



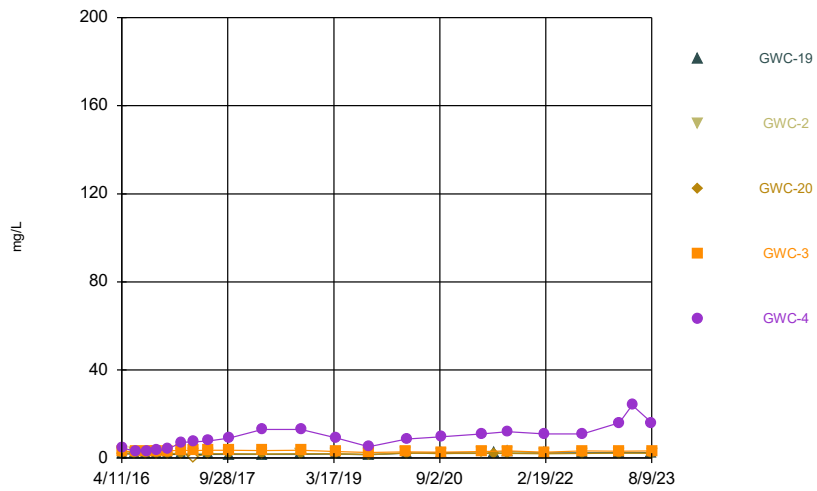
Time Series



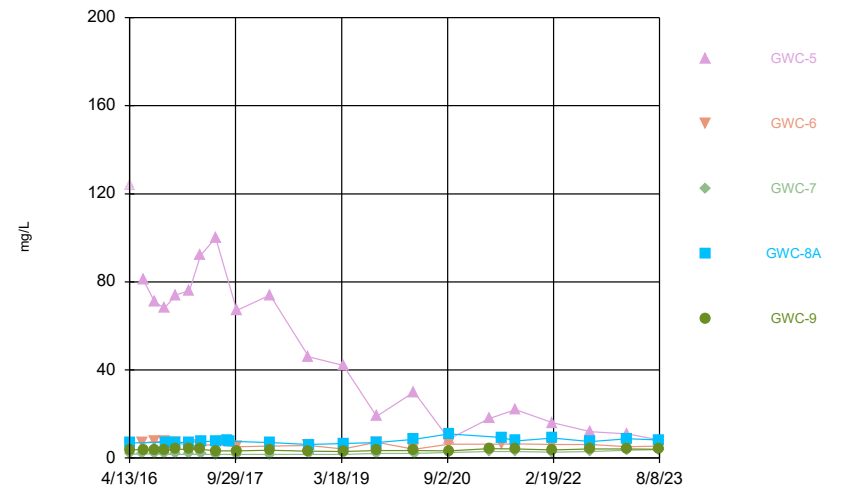
Time Series



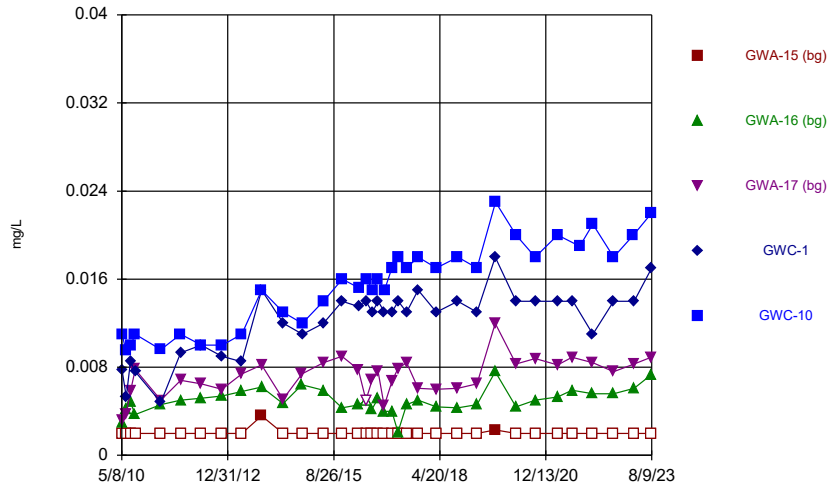
Time Series



Time Series

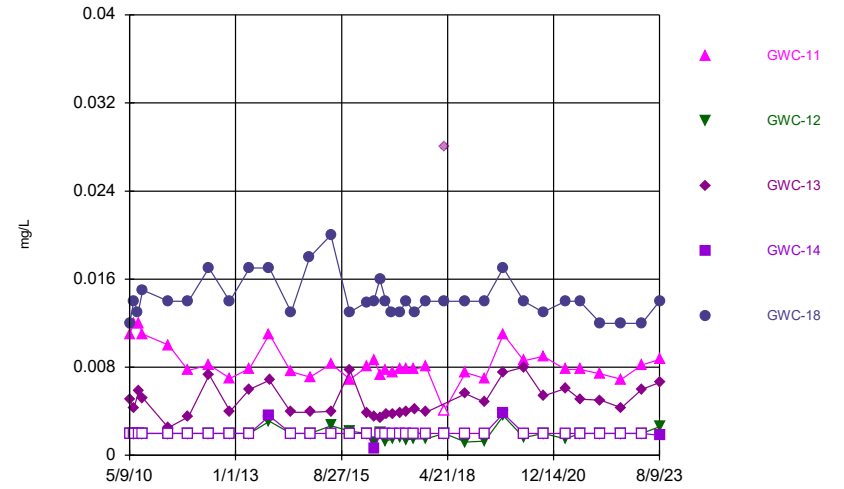


Time Series



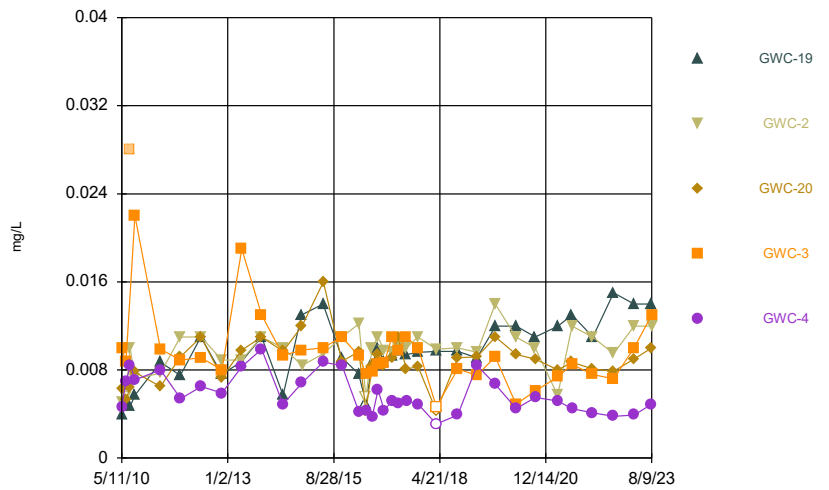
Constituent: Chromium, Total Analysis Run 10/16/2023 2:39 PM
Plant Scherer Client: Southern Company Data: Scherer Cell 1-CCR

Time Series



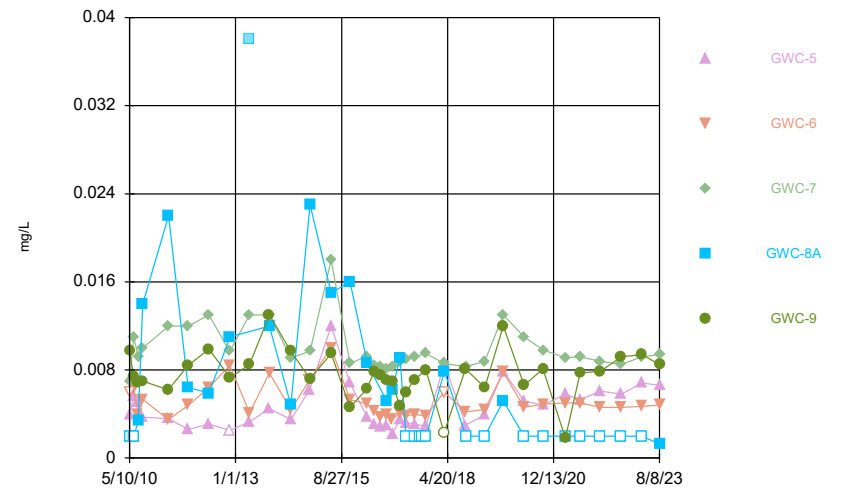
Constituent: Chromium, Total Analysis Run 10/16/2023 2:39 PM
Plant Scherer Client: Southern Company Data: Scherer Cell 1-CCR

Time Series



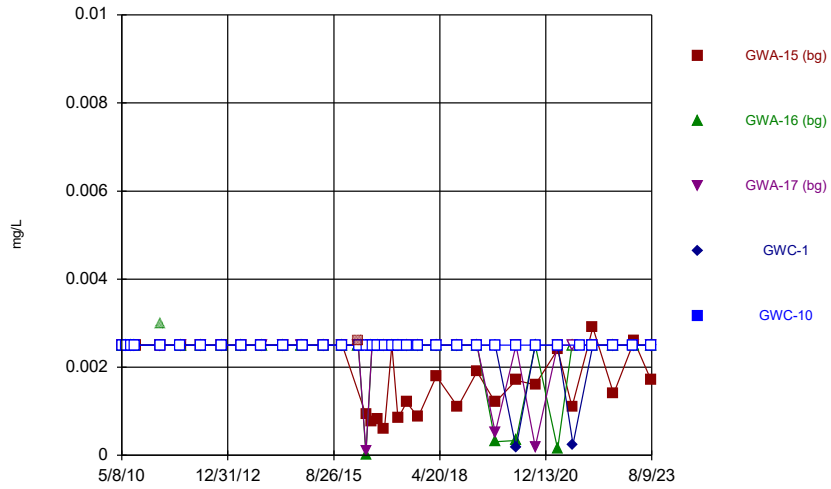
Constituent: Chromium, Total Analysis Run 10/16/2023 2:39 PM
Plant Scherer Client: Southern Company Data: Scherer Cell 1-CCR

Time Series



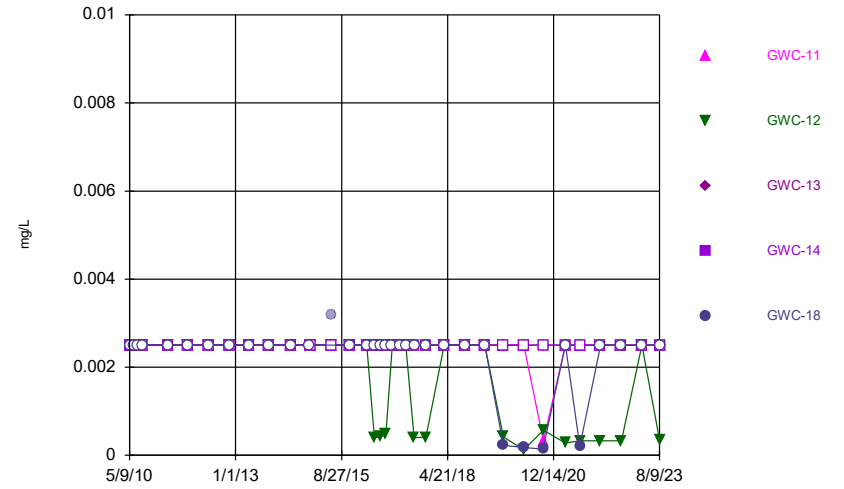
Constituent: Chromium, Total Analysis Run 10/16/2023 2:40 PM
Plant Scherer Client: Southern Company Data: Scherer Cell 1-CCR

Time Series



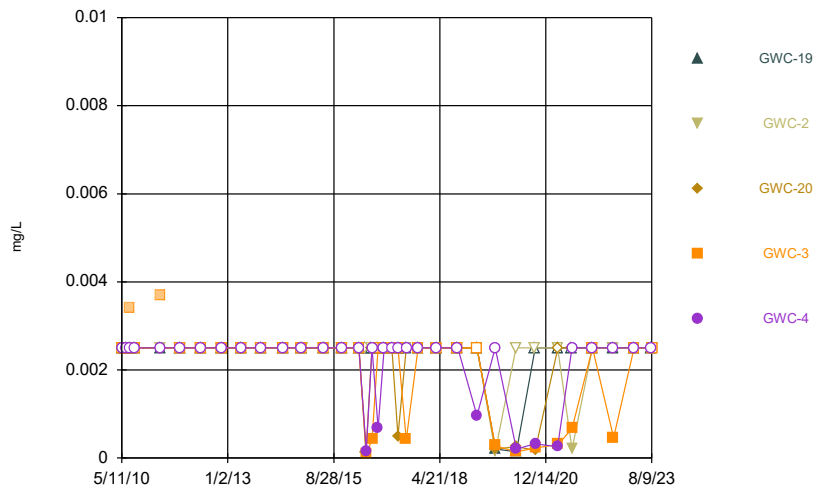
Constituent: Cobalt, Total Analysis Run 10/16/2023 2:40 PM
Plant Scherer Client: Southern Company Data: Scherer Cell 1-CCR

Time Series



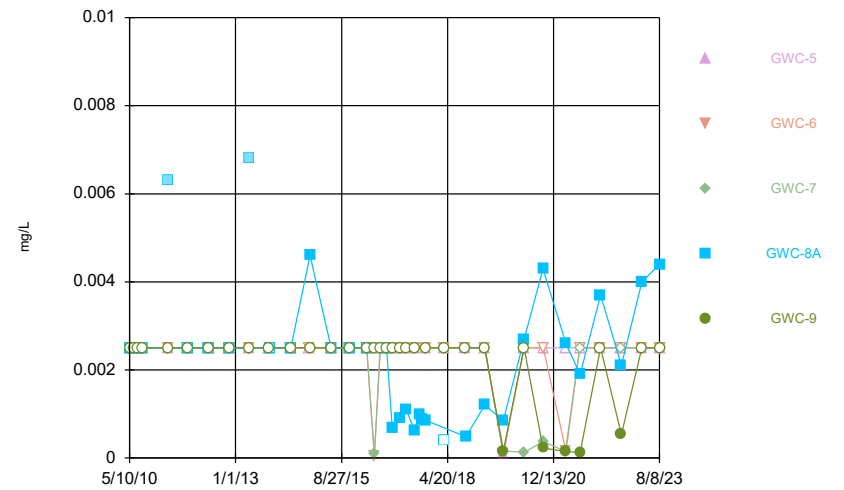
Constituent: Cobalt, Total Analysis Run 10/16/2023 2:40 PM
Plant Scherer Client: Southern Company Data: Scherer Cell 1-CCR

Time Series



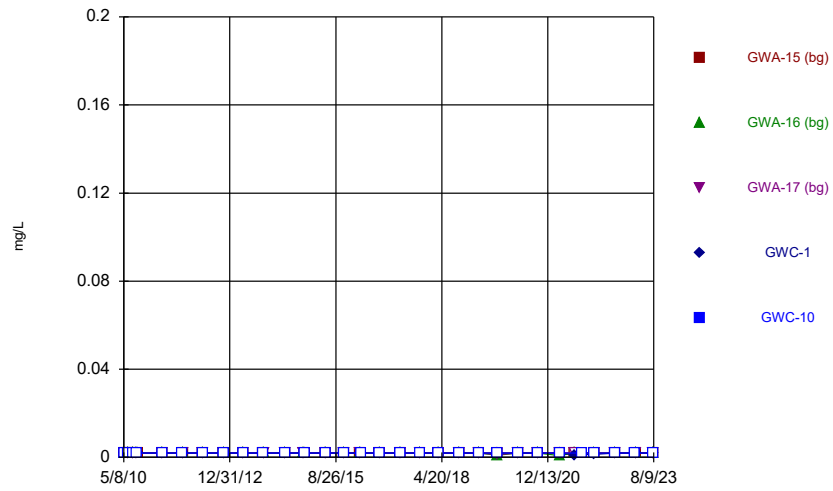
Constituent: Cobalt, Total Analysis Run 10/16/2023 2:40 PM
Plant Scherer Client: Southern Company Data: Scherer Cell 1-CCR

Time Series



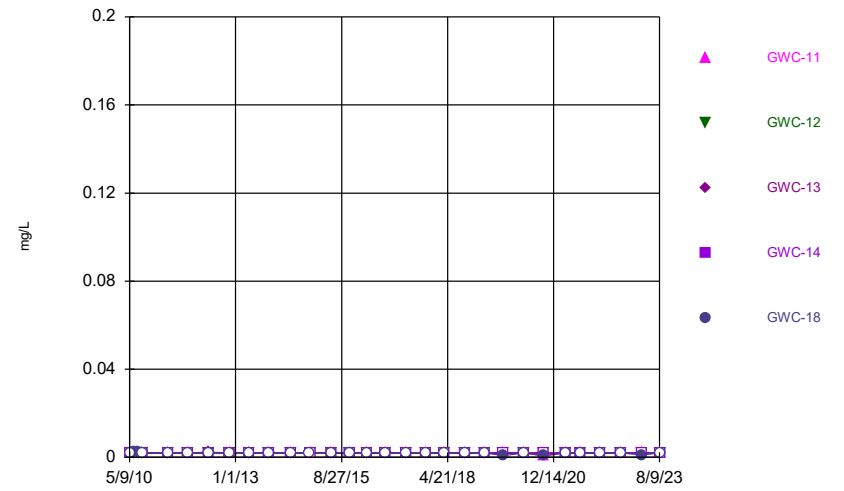
Constituent: Cobalt, Total Analysis Run 10/16/2023 2:40 PM
Plant Scherer Client: Southern Company Data: Scherer Cell 1-CCR

Time Series



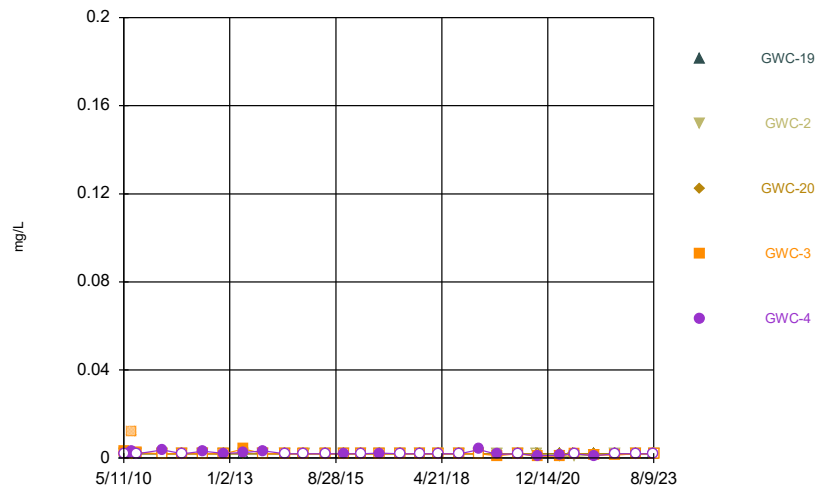
Constituent: Copper Analysis Run 10/16/2023 2:40 PM
Plant Scherer Client: Southern Company Data: Scherer Cell 1-CCR

Time Series



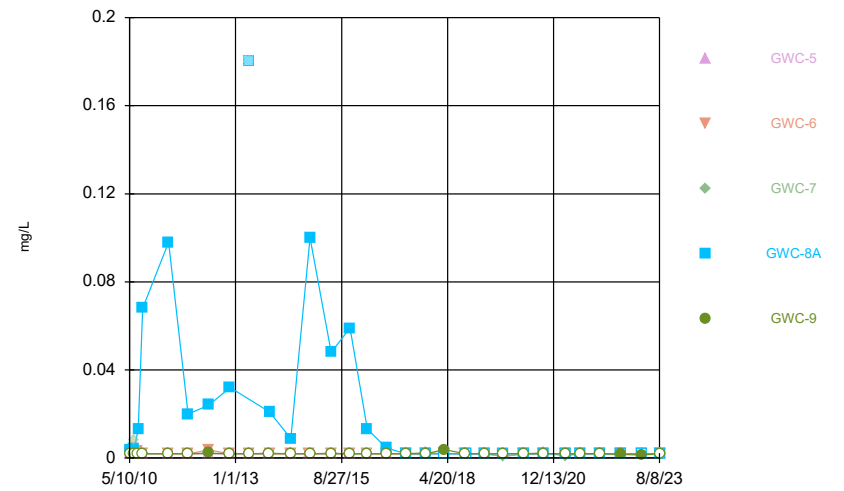
Constituent: Copper Analysis Run 10/16/2023 2:40 PM
Plant Scherer Client: Southern Company Data: Scherer Cell 1-CCR

Time Series



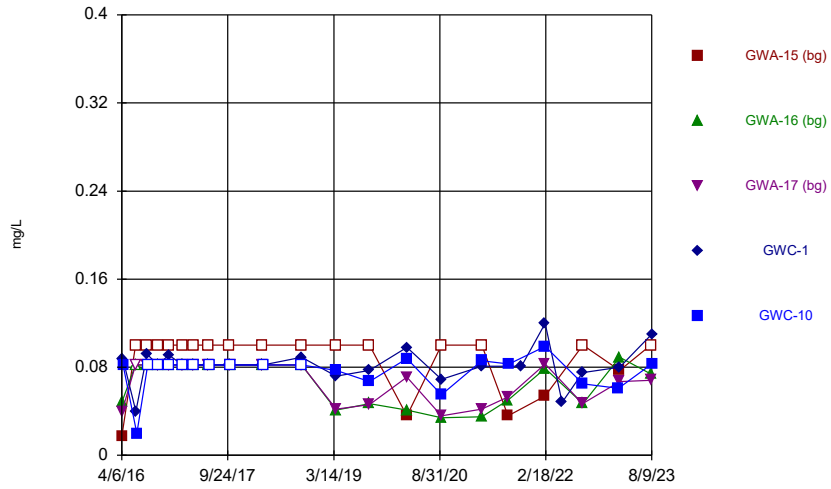
Constituent: Copper Analysis Run 10/16/2023 2:40 PM
Plant Scherer Client: Southern Company Data: Scherer Cell 1-CCR

Time Series



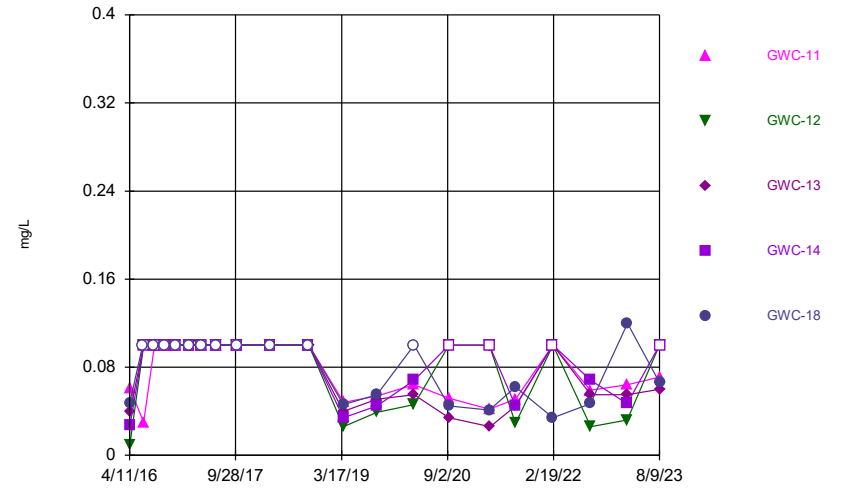
Constituent: Copper Analysis Run 10/16/2023 2:40 PM
Plant Scherer Client: Southern Company Data: Scherer Cell 1-CCR

Time Series



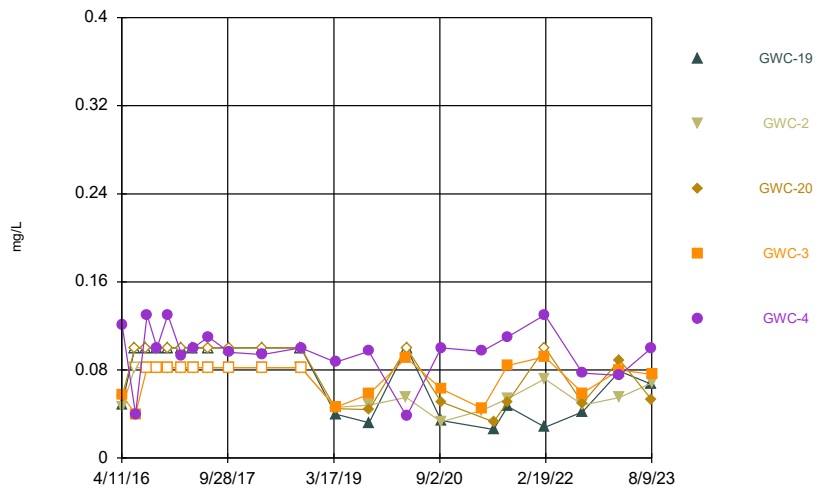
Constituent: Fluoride Analysis Run 10/16/2023 2:40 PM
Plant Scherer Client: Southern Company Data: Scherer Cell 1-CCR

Time Series



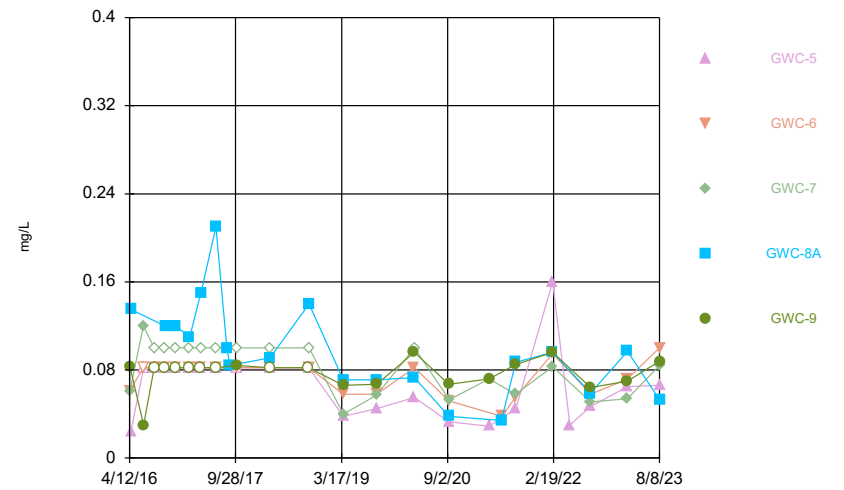
Constituent: Fluoride Analysis Run 10/16/2023 2:40 PM
Plant Scherer Client: Southern Company Data: Scherer Cell 1-CCR

Time Series



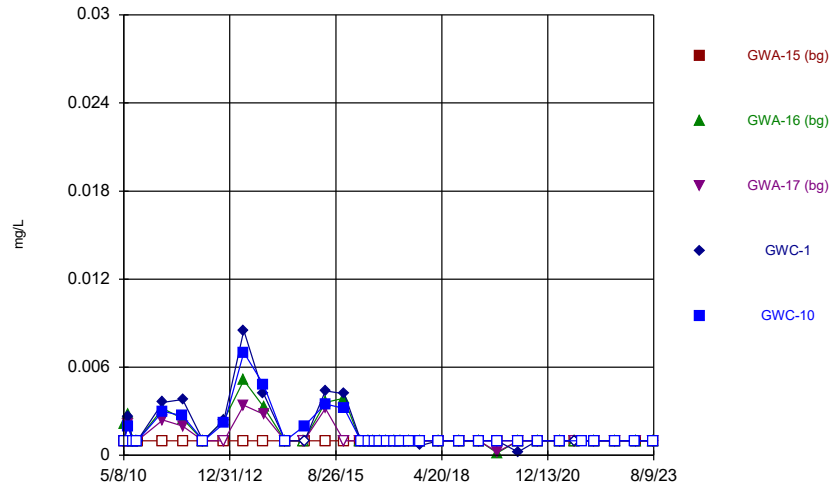
Constituent: Fluoride Analysis Run 10/16/2023 2:40 PM
Plant Scherer Client: Southern Company Data: Scherer Cell 1-CCR

Time Series



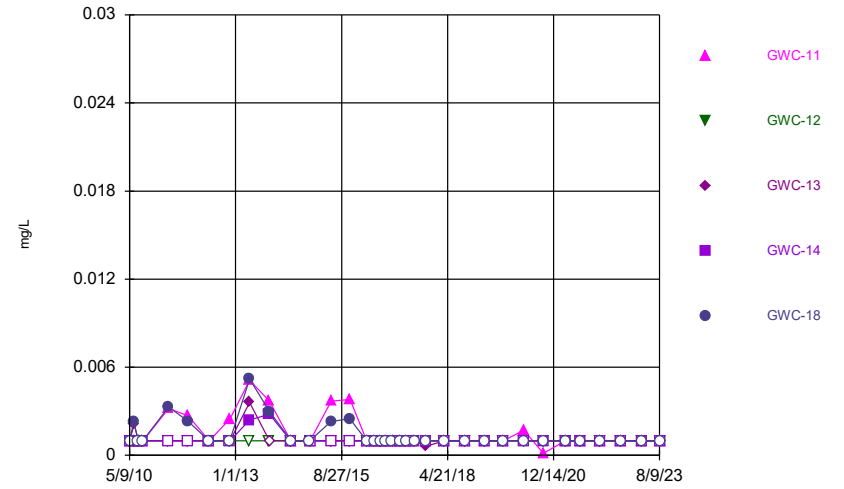
Constituent: Fluoride Analysis Run 10/16/2023 2:40 PM
Plant Scherer Client: Southern Company Data: Scherer Cell 1-CCR

Time Series



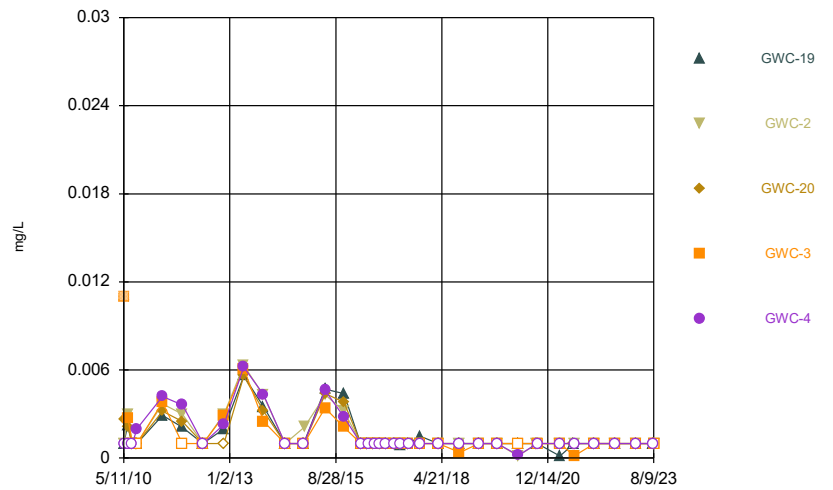
Constituent: Lead, Total Analysis Run 10/16/2023 2:40 PM
Plant Scherer Client: Southern Company Data: Scherer Cell 1-CCR

Time Series



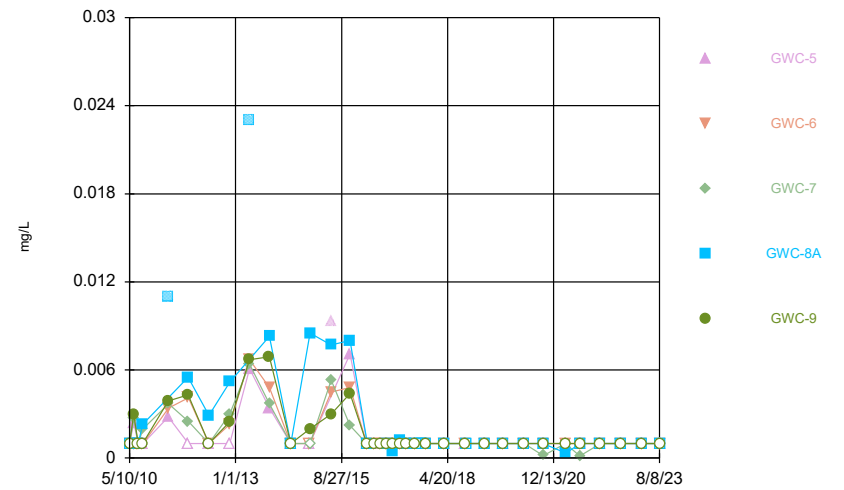
Constituent: Lead, Total Analysis Run 10/16/2023 2:40 PM
Plant Scherer Client: Southern Company Data: Scherer Cell 1-CCR

Time Series



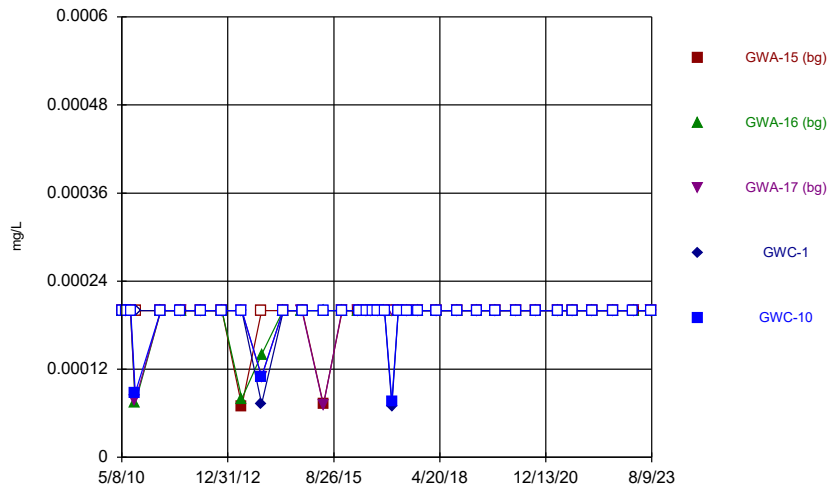
Constituent: Lead, Total Analysis Run 10/16/2023 2:40 PM
Plant Scherer Client: Southern Company Data: Scherer Cell 1-CCR

Time Series



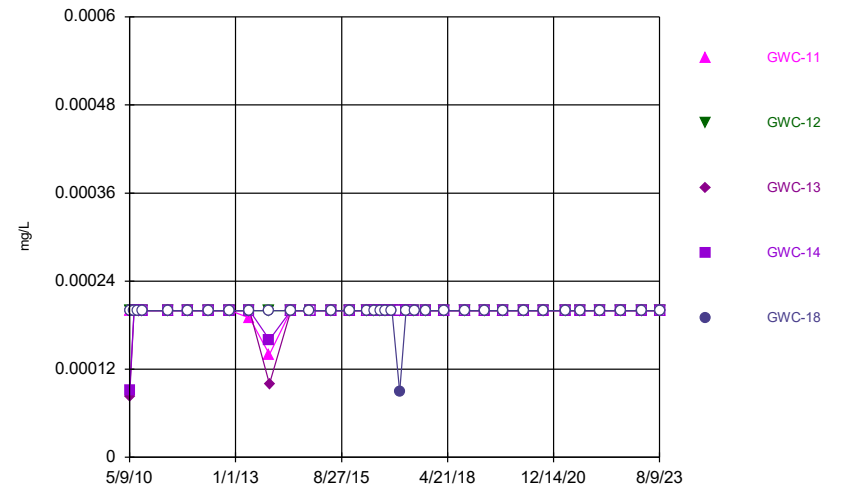
Constituent: Lead, Total Analysis Run 10/16/2023 2:40 PM
Plant Scherer Client: Southern Company Data: Scherer Cell 1-CCR

Time Series



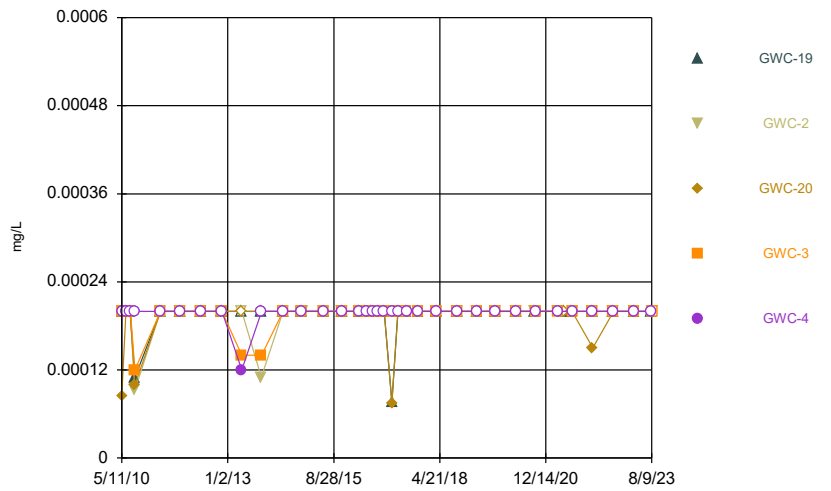
Constituent: Mercury Analysis Run 10/16/2023 2:40 PM
Plant Scherer Client: Southern Company Data: Scherer Cell 1-CCR

Time Series



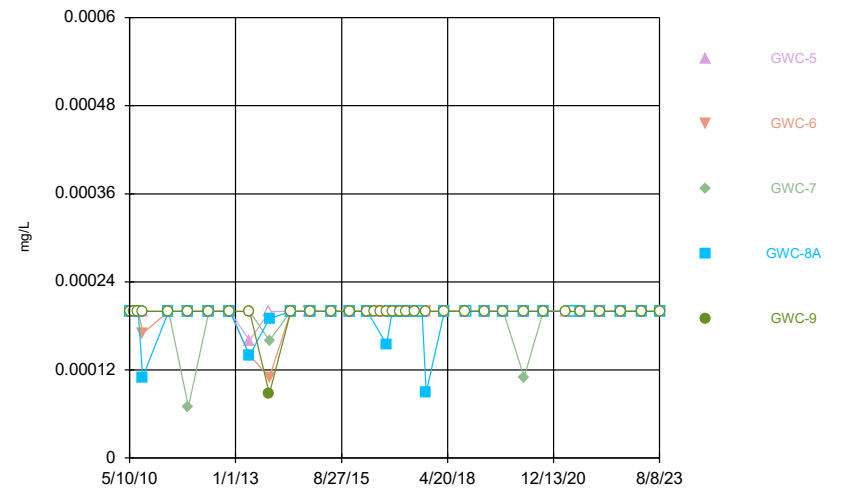
Constituent: Mercury Analysis Run 10/16/2023 2:40 PM
Plant Scherer Client: Southern Company Data: Scherer Cell 1-CCR

Time Series



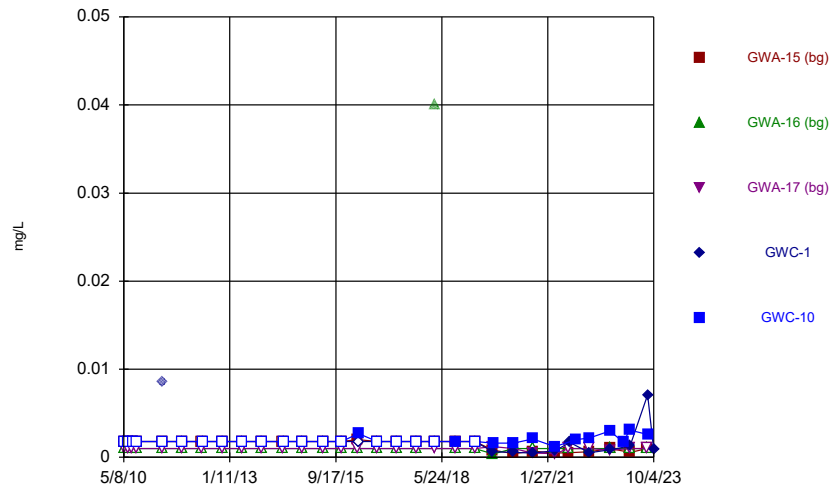
Constituent: Mercury Analysis Run 10/16/2023 2:40 PM
Plant Scherer Client: Southern Company Data: Scherer Cell 1-CCR

Time Series



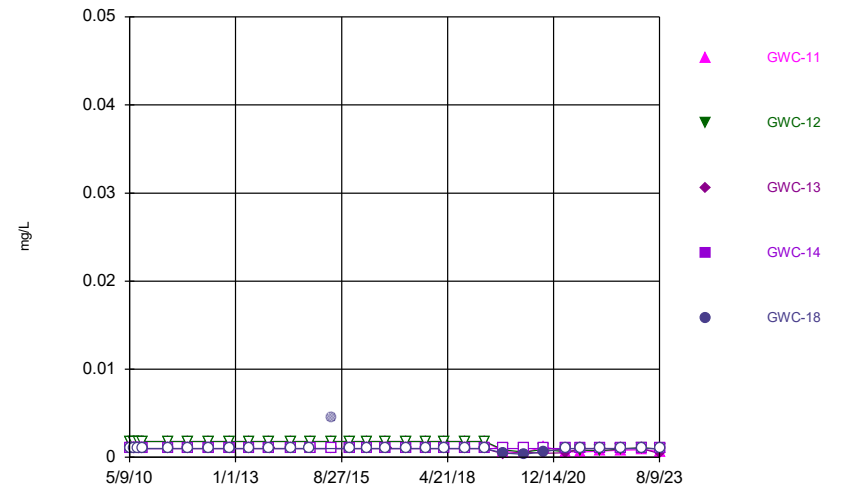
Constituent: Mercury Analysis Run 10/16/2023 2:40 PM
Plant Scherer Client: Southern Company Data: Scherer Cell 1-CCR

Time Series



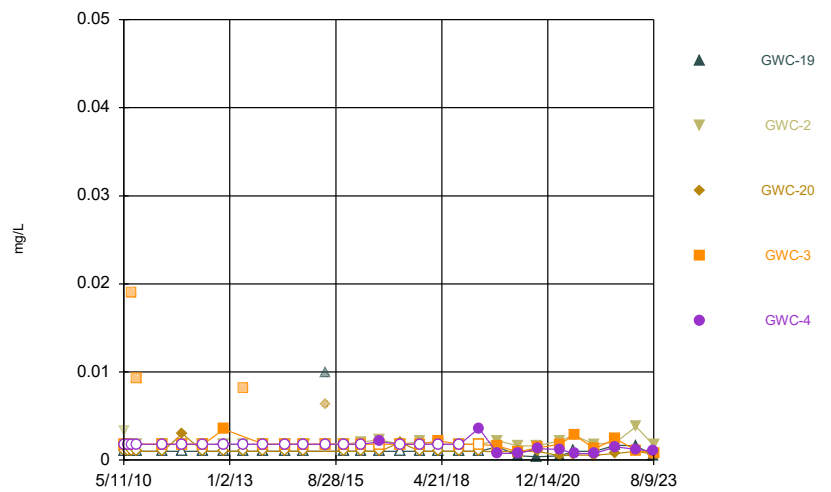
Constituent: Nickel Analysis Run 10/16/2023 2:40 PM
Plant Scherer Client: Southern Company Data: Scherer Cell 1-CCR

Time Series



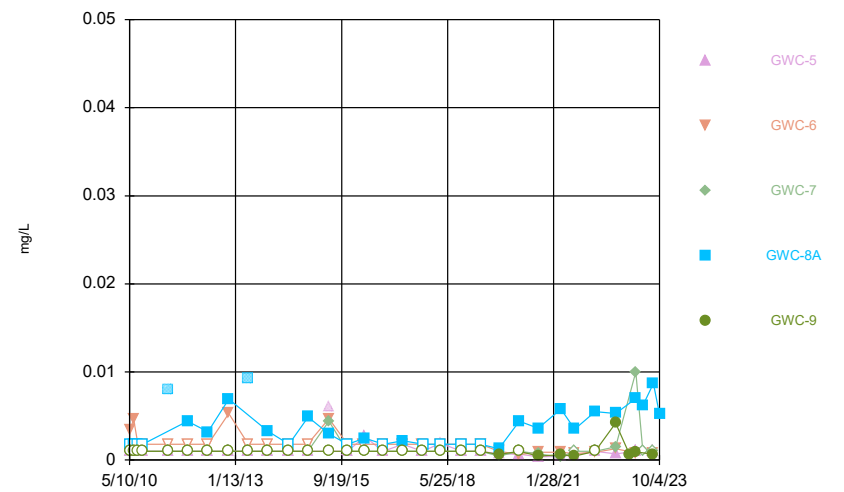
Constituent: Nickel Analysis Run 10/16/2023 2:40 PM
Plant Scherer Client: Southern Company Data: Scherer Cell 1-CCR

Time Series



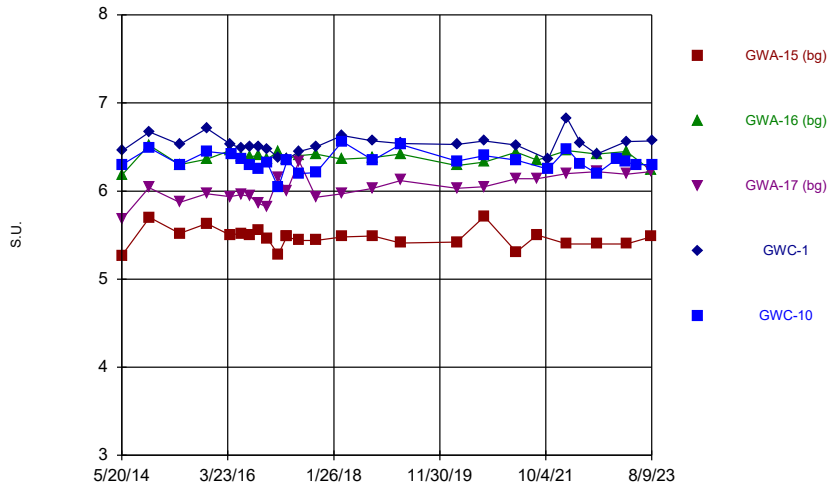
Constituent: Nickel Analysis Run 10/16/2023 2:40 PM
Plant Scherer Client: Southern Company Data: Scherer Cell 1-CCR

Time Series



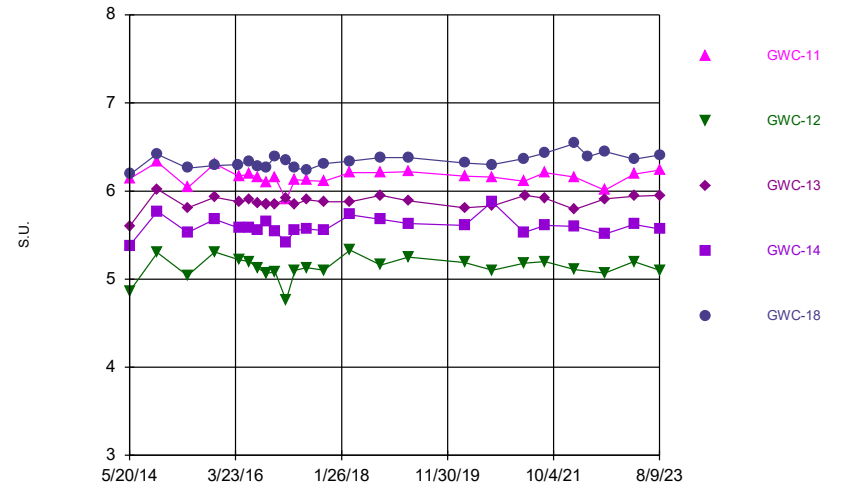
Constituent: Nickel Analysis Run 10/16/2023 2:40 PM
Plant Scherer Client: Southern Company Data: Scherer Cell 1-CCR

Time Series



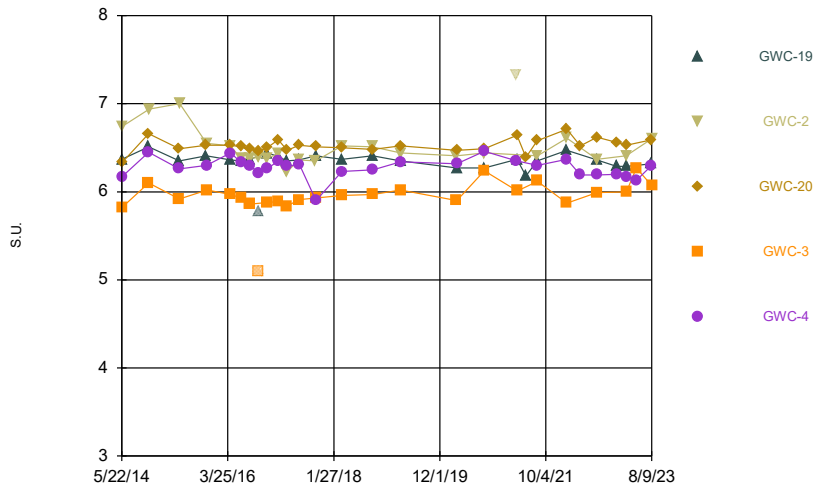
Constituent: pH Analysis Run 10/16/2023 2:40 PM
Plant Scherer Client: Southern Company Data: Scherer Cell 1-CCR

Time Series



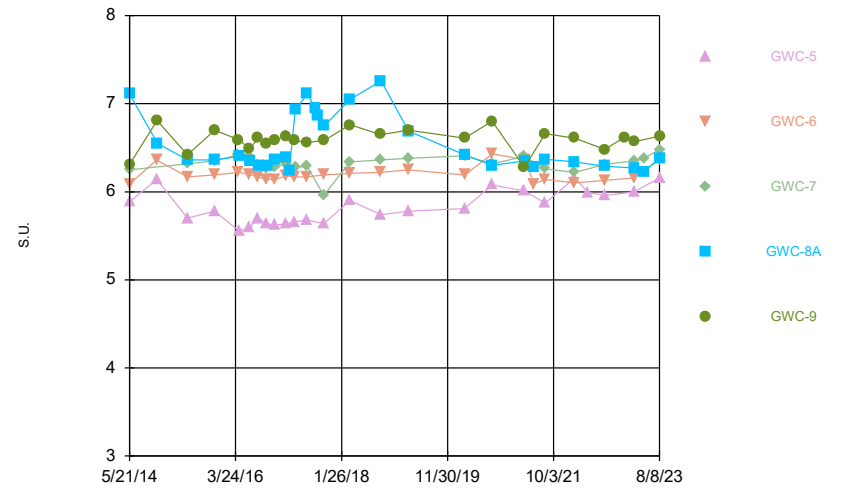
Constituent: pH Analysis Run 10/16/2023 2:40 PM
Plant Scherer Client: Southern Company Data: Scherer Cell 1-CCR

Time Series



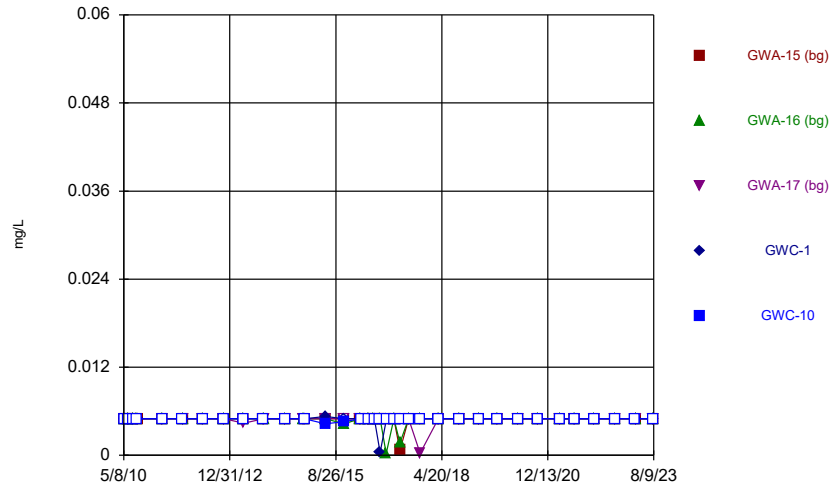
Constituent: pH Analysis Run 10/16/2023 2:40 PM
Plant Scherer Client: Southern Company Data: Scherer Cell 1-CCR

Time Series



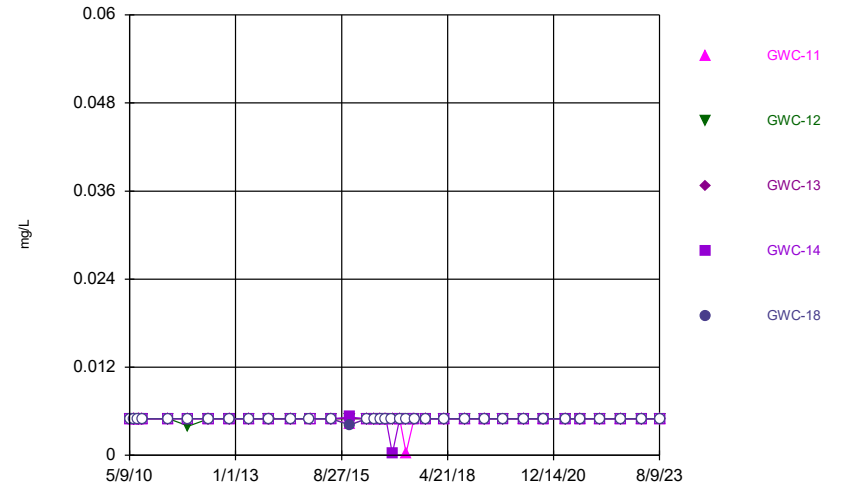
Constituent: pH Analysis Run 10/16/2023 2:40 PM
Plant Scherer Client: Southern Company Data: Scherer Cell 1-CCR

Time Series



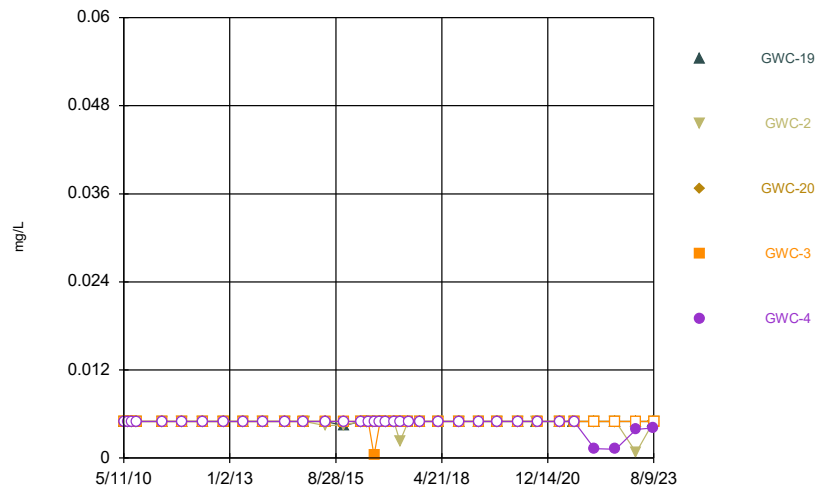
Constituent: Selenium, Total Analysis Run 10/16/2023 2:40 PM
Plant Scherer Client: Southern Company Data: Scherer Cell 1-CCR

Time Series



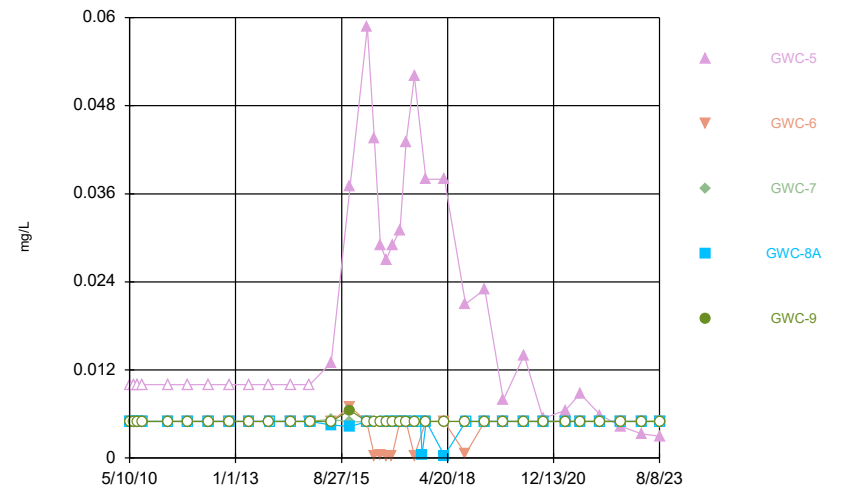
Constituent: Selenium, Total Analysis Run 10/16/2023 2:40 PM
Plant Scherer Client: Southern Company Data: Scherer Cell 1-CCR

Time Series



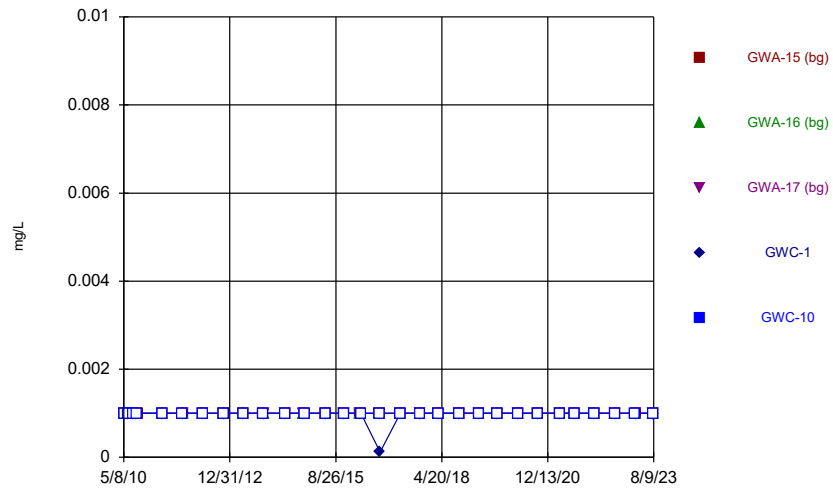
Constituent: Selenium, Total Analysis Run 10/16/2023 2:40 PM
Plant Scherer Client: Southern Company Data: Scherer Cell 1-CCR

Time Series



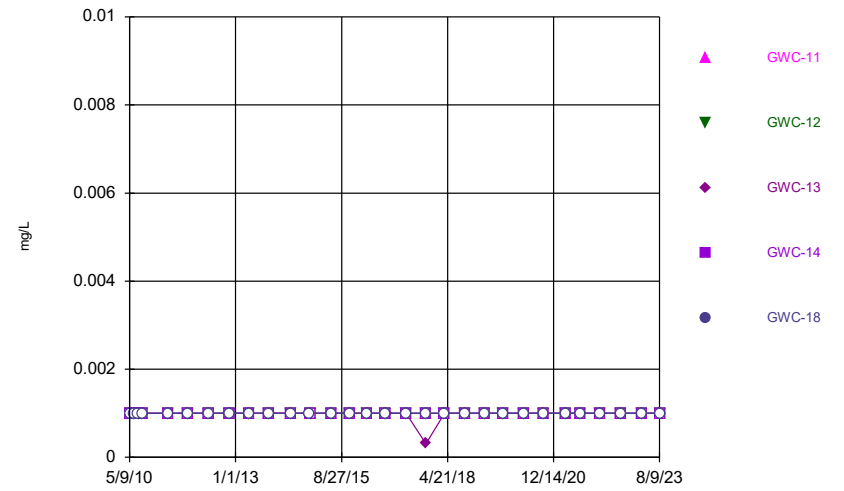
Constituent: Selenium, Total Analysis Run 10/16/2023 2:40 PM
Plant Scherer Client: Southern Company Data: Scherer Cell 1-CCR

Time Series



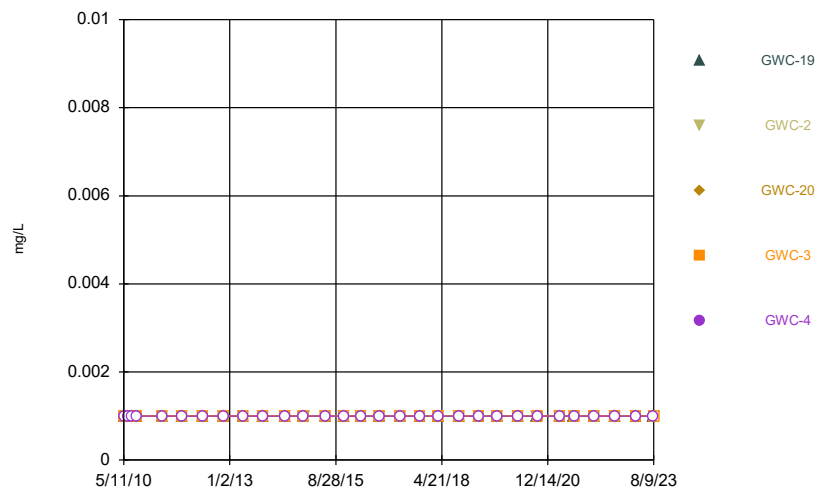
Constituent: Silver Analysis Run 10/16/2023 2:40 PM
Plant Scherer Client: Southern Company Data: Scherer Cell 1-CCR

Time Series



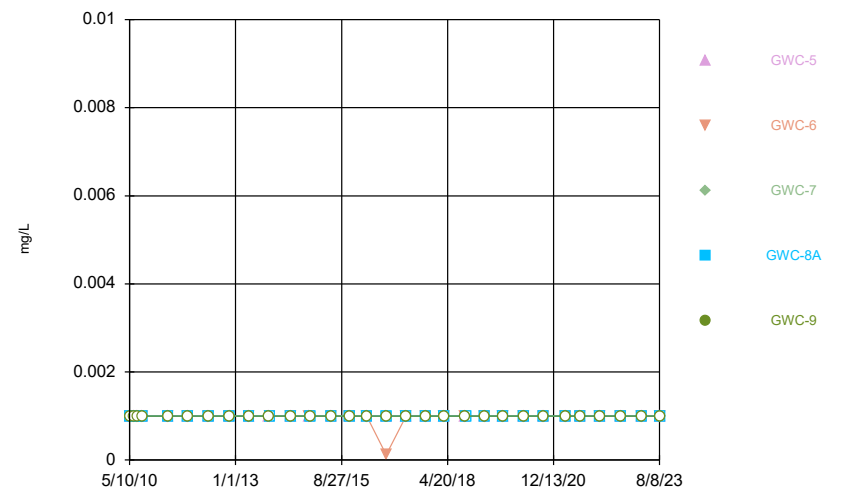
Constituent: Silver Analysis Run 10/16/2023 2:40 PM
Plant Scherer Client: Southern Company Data: Scherer Cell 1-CCR

Time Series



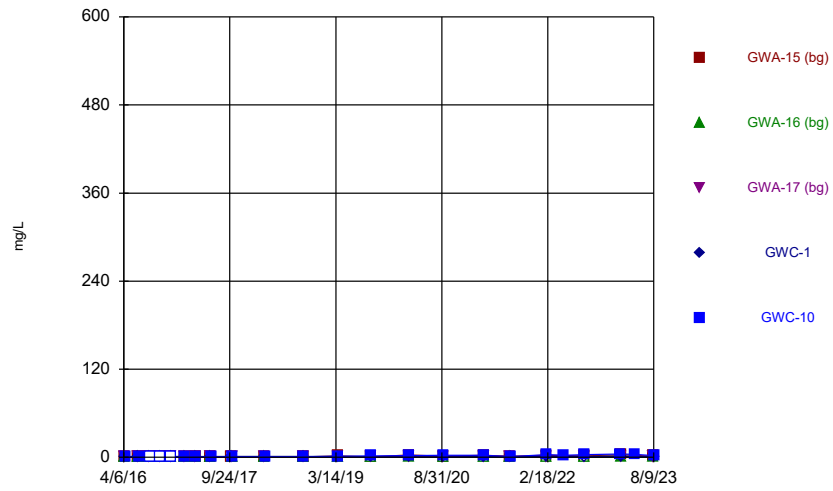
Constituent: Silver Analysis Run 10/16/2023 2:40 PM
Plant Scherer Client: Southern Company Data: Scherer Cell 1-CCR

Time Series



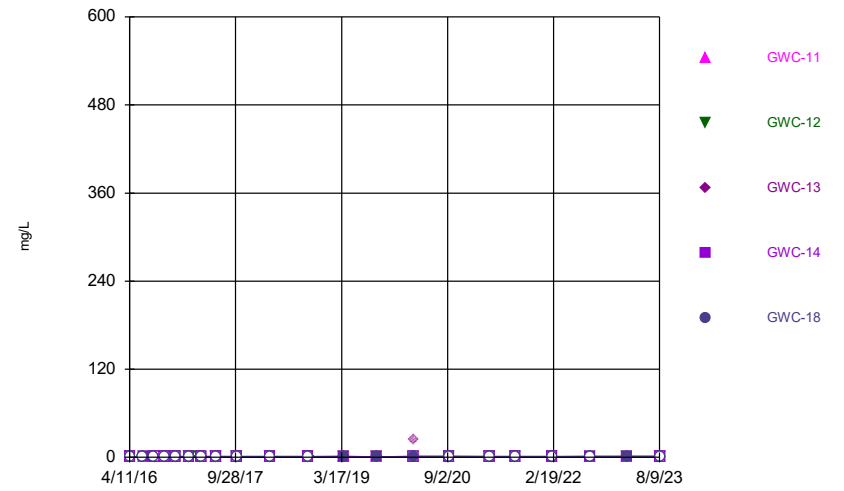
Constituent: Silver Analysis Run 10/16/2023 2:40 PM
Plant Scherer Client: Southern Company Data: Scherer Cell 1-CCR

Time Series



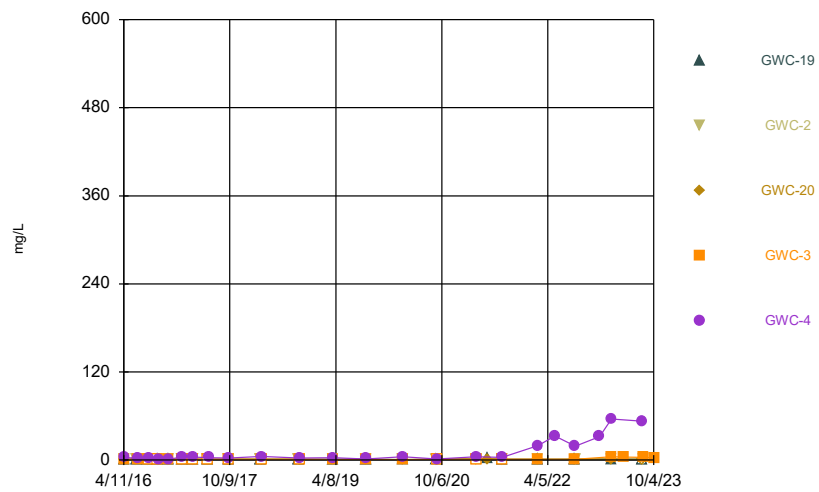
Constituent: Sulfate Analysis Run 10/16/2023 2:40 PM
Plant Scherer Client: Southern Company Data: Scherer Cell 1-CCR

Time Series



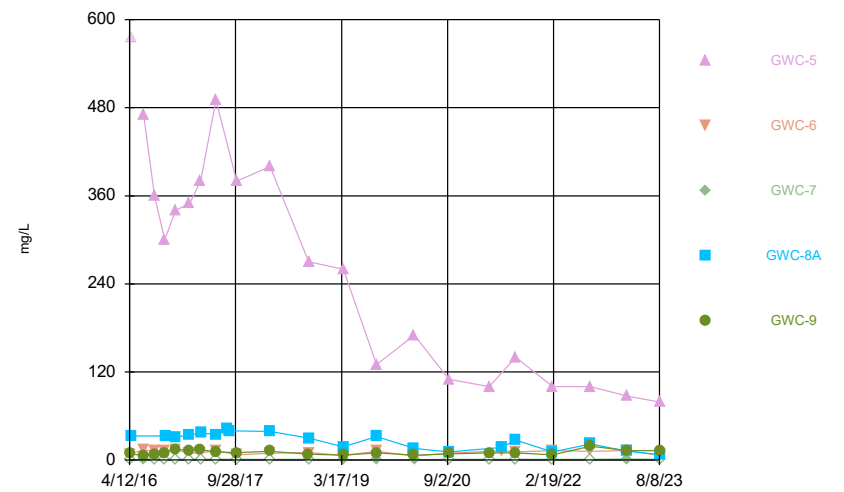
Constituent: Sulfate Analysis Run 10/16/2023 2:40 PM
Plant Scherer Client: Southern Company Data: Scherer Cell 1-CCR

Time Series



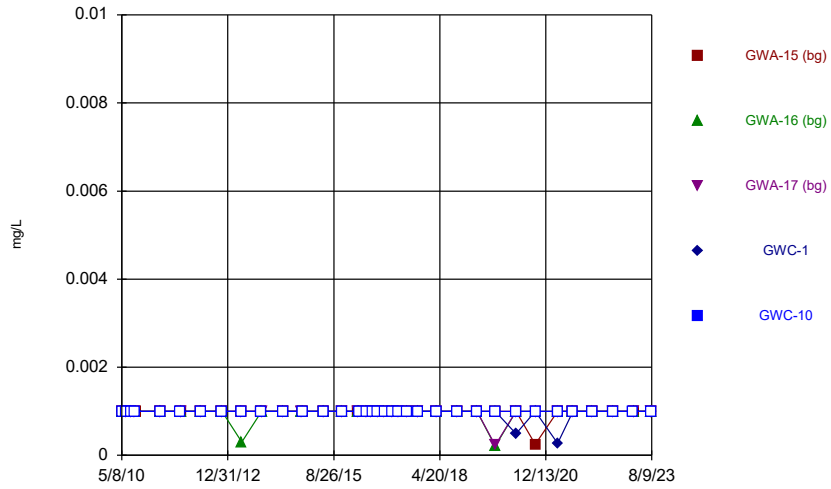
Constituent: Sulfate Analysis Run 10/16/2023 2:40 PM
Plant Scherer Client: Southern Company Data: Scherer Cell 1-CCR

Time Series



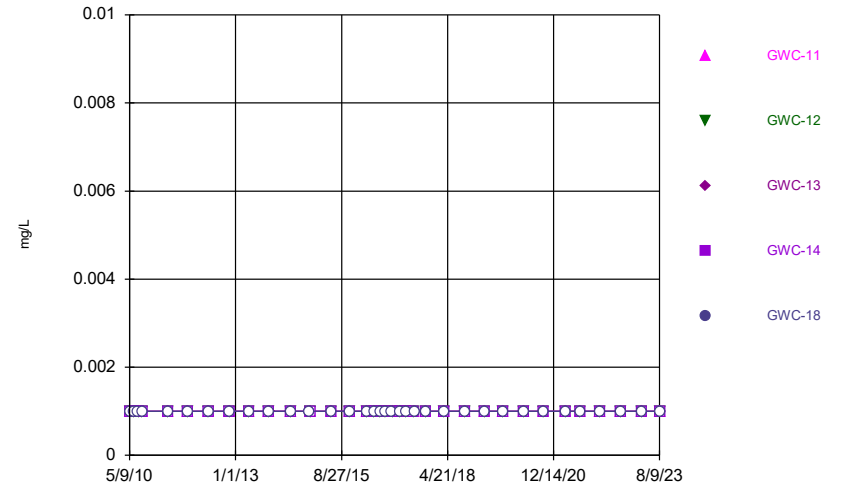
Constituent: Sulfate Analysis Run 10/16/2023 2:40 PM
Plant Scherer Client: Southern Company Data: Scherer Cell 1-CCR

Time Series



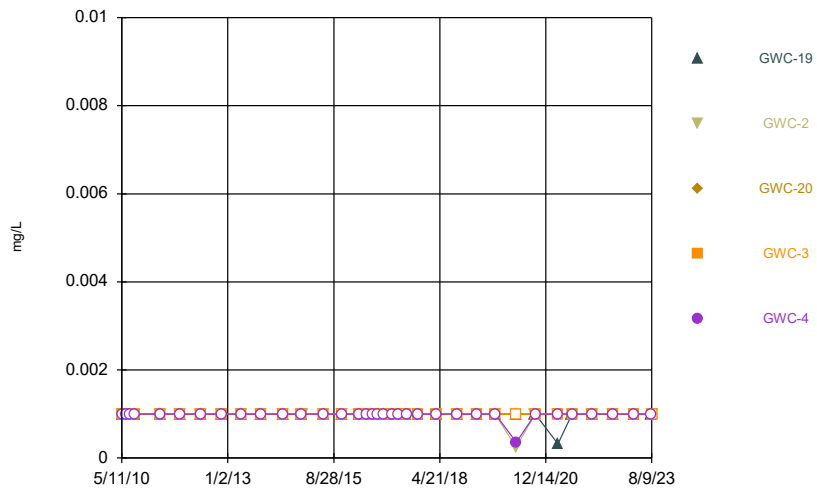
Constituent: Thallium, Total Analysis Run 10/16/2023 2:40 PM
Plant Scherer Client: Southern Company Data: Scherer Cell 1-CCR

Time Series



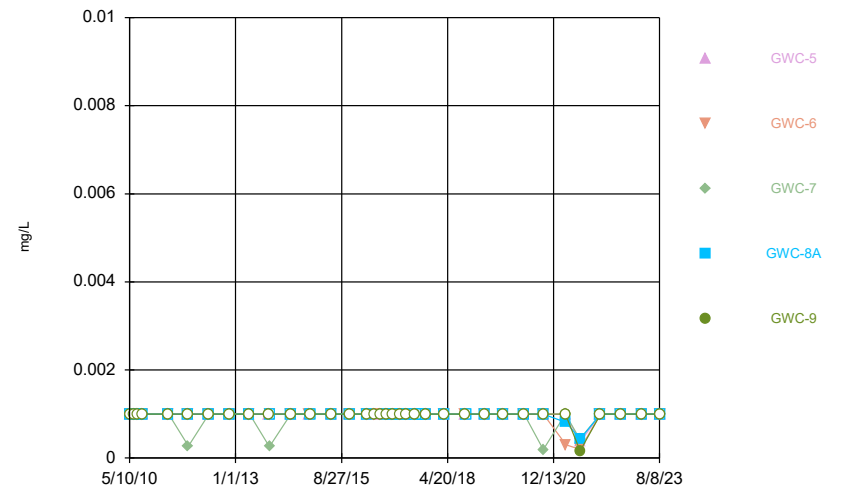
Constituent: Thallium, Total Analysis Run 10/16/2023 2:40 PM
Plant Scherer Client: Southern Company Data: Scherer Cell 1-CCR

Time Series



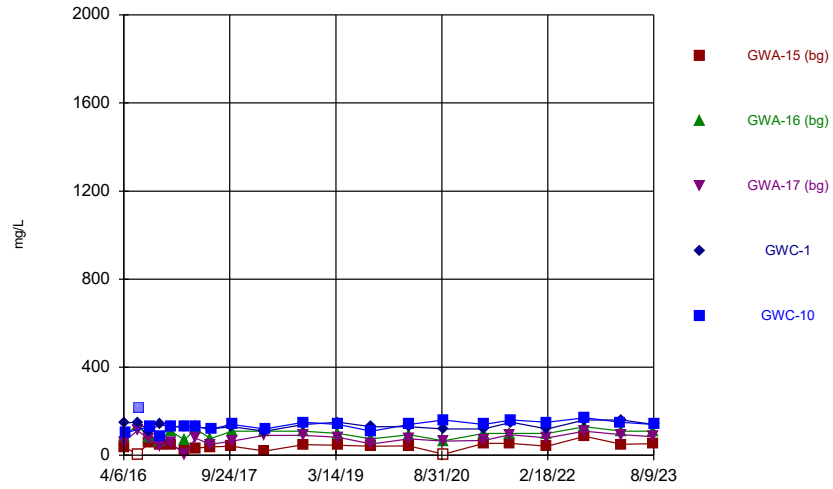
Constituent: Thallium, Total Analysis Run 10/16/2023 2:40 PM
Plant Scherer Client: Southern Company Data: Scherer Cell 1-CCR

Time Series



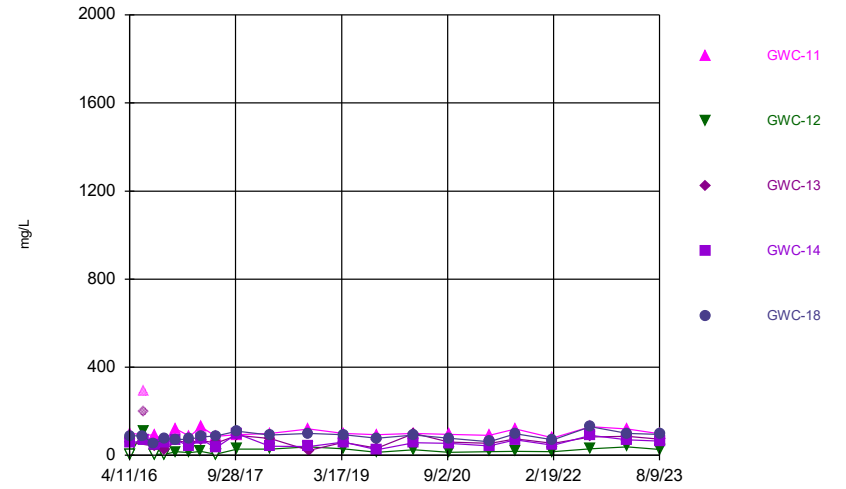
Constituent: Thallium, Total Analysis Run 10/16/2023 2:40 PM
Plant Scherer Client: Southern Company Data: Scherer Cell 1-CCR

Time Series



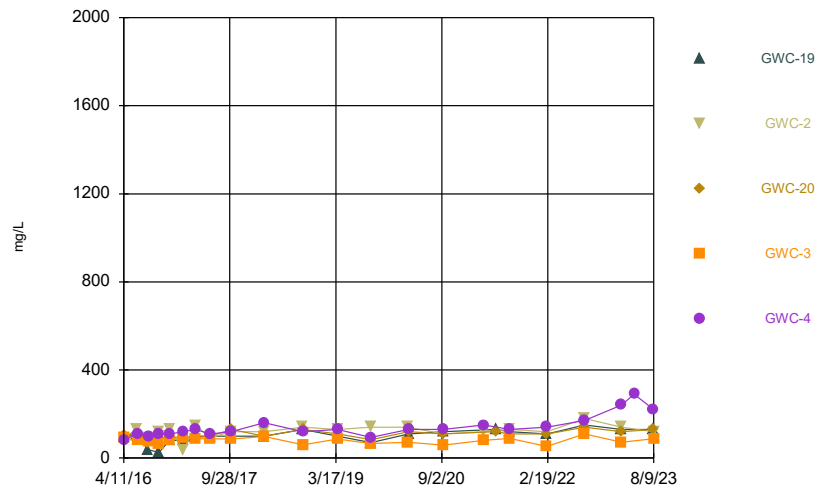
Constituent: Total Dissolved Solids Analysis Run 10/16/2023 2:40 PM
Plant Scherer Client: Southern Company Data: Scherer Cell 1-CCR

Time Series



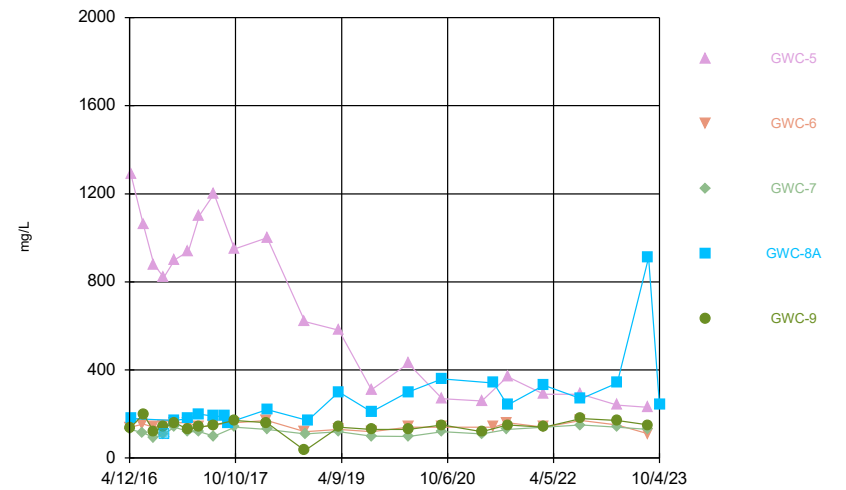
Constituent: Total Dissolved Solids Analysis Run 10/16/2023 2:40 PM
Plant Scherer Client: Southern Company Data: Scherer Cell 1-CCR

Time Series



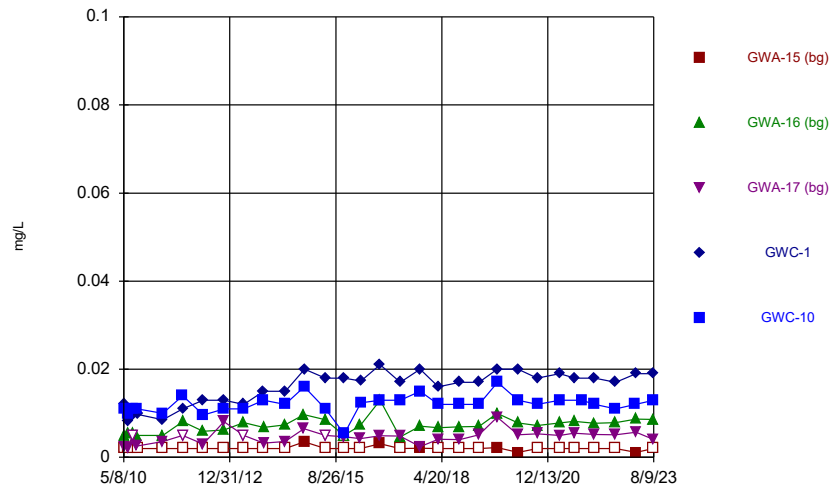
Constituent: Total Dissolved Solids Analysis Run 10/16/2023 2:40 PM
Plant Scherer Client: Southern Company Data: Scherer Cell 1-CCR

Time Series



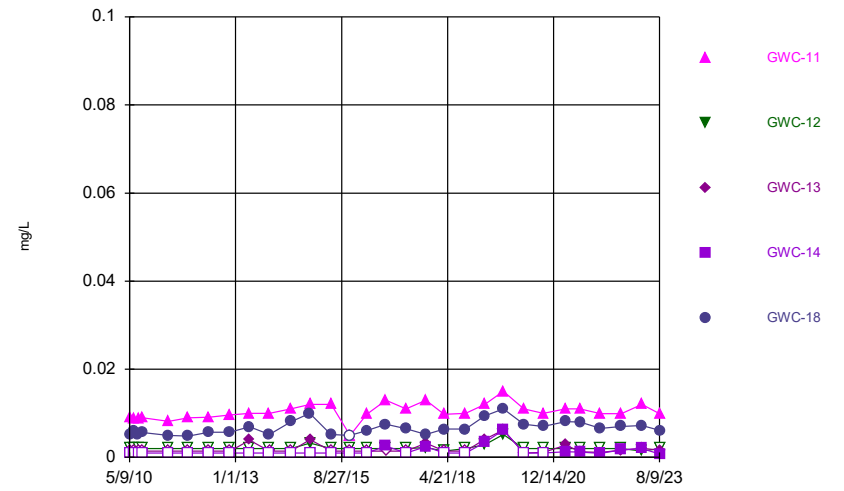
Constituent: Total Dissolved Solids Analysis Run 10/16/2023 2:40 PM
Plant Scherer Client: Southern Company Data: Scherer Cell 1-CCR

Time Series



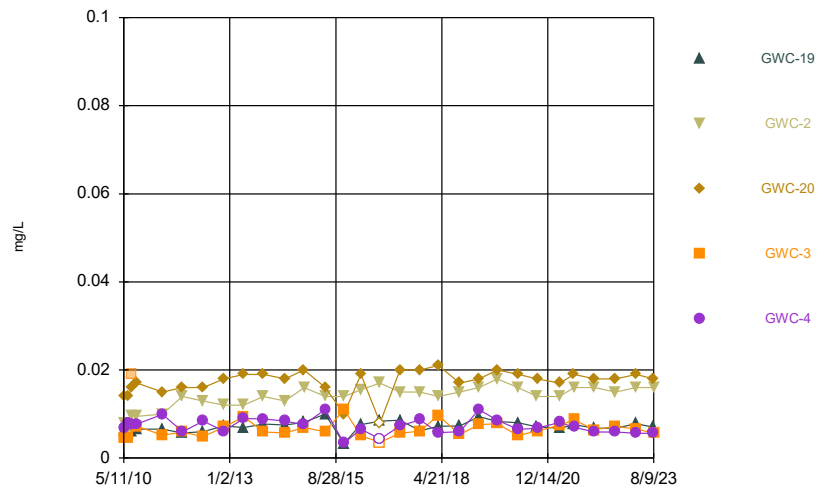
Constituent: Vanadium Analysis Run 10/16/2023 2:40 PM
Plant Scherer Client: Southern Company Data: Scherer Cell 1-CCR

Time Series



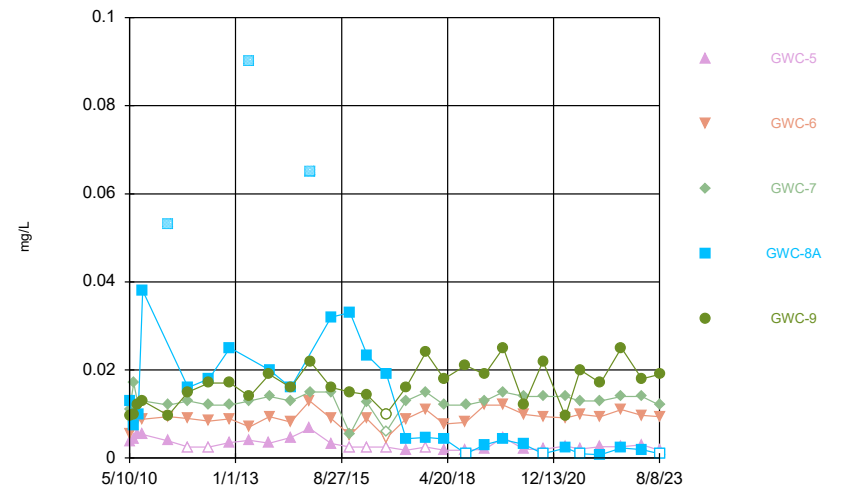
Constituent: Vanadium Analysis Run 10/16/2023 2:40 PM
Plant Scherer Client: Southern Company Data: Scherer Cell 1-CCR

Time Series



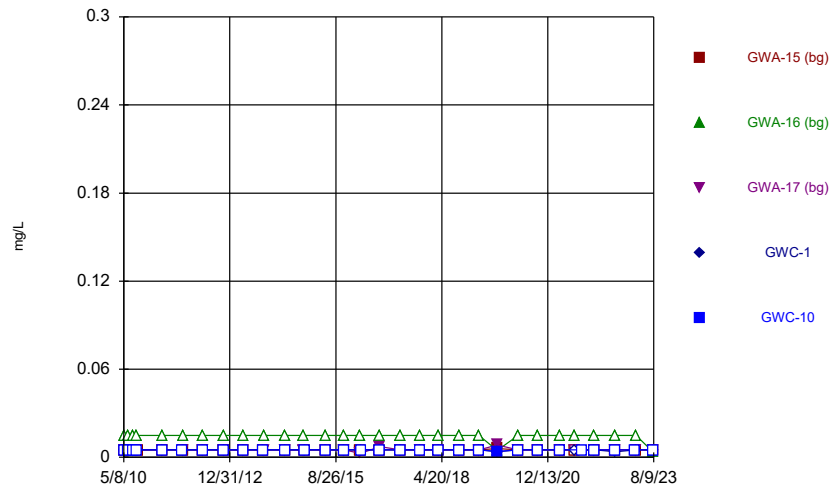
Constituent: Vanadium Analysis Run 10/16/2023 2:40 PM
Plant Scherer Client: Southern Company Data: Scherer Cell 1-CCR

Time Series



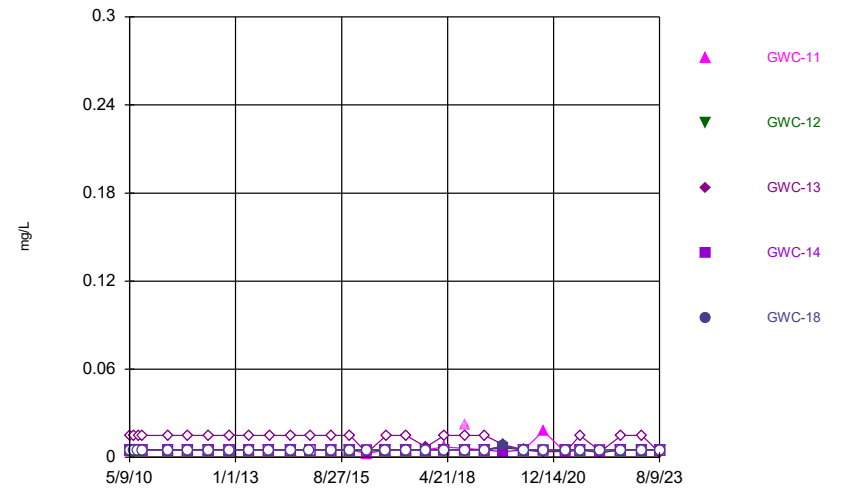
Constituent: Vanadium Analysis Run 10/16/2023 2:40 PM
Plant Scherer Client: Southern Company Data: Scherer Cell 1-CCR

Time Series



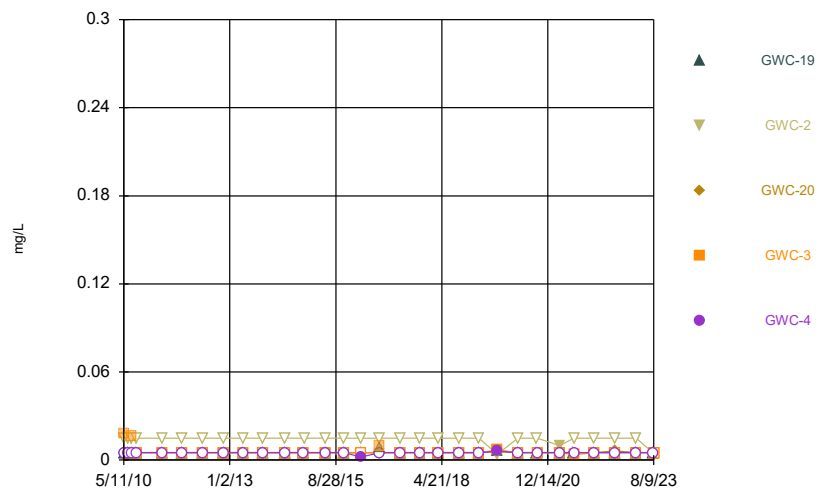
Constituent: Zinc Analysis Run 10/16/2023 2:41 PM
Plant Scherer Client: Southern Company Data: Scherer Cell 1-CCR

Time Series



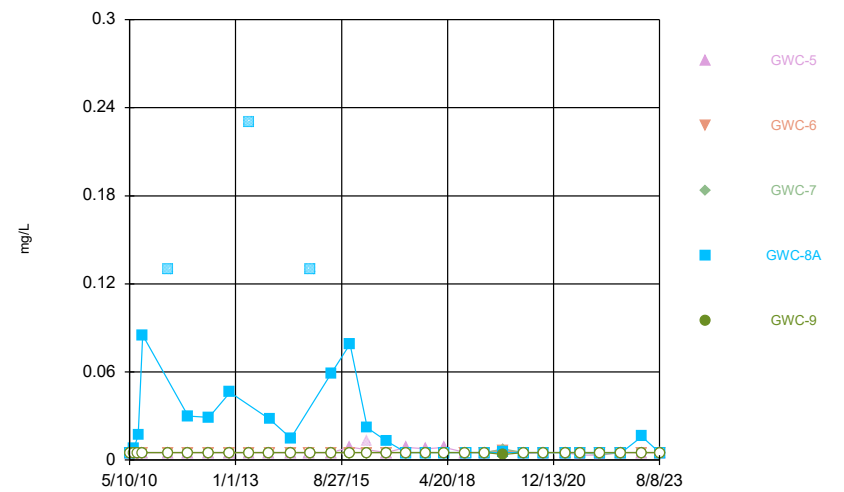
Constituent: Zinc Analysis Run 10/16/2023 2:41 PM
Plant Scherer Client: Southern Company Data: Scherer Cell 1-CCR

Time Series



Constituent: Zinc Analysis Run 10/16/2023 2:41 PM
Plant Scherer Client: Southern Company Data: Scherer Cell 1-CCR

Time Series



Constituent: Zinc Analysis Run 10/16/2023 2:41 PM
Plant Scherer Client: Southern Company Data: Scherer Cell 1-CCR

Time Series

Constituent: Antimony, Total (mg/L) Analysis Run 10/16/2023 2:42 PM

Plant Scherer Client: Southern Company Data: Scherer Cell 1-CCR

	GWA-15 (bg)	GWA-16 (bg)	GWA-17 (bg)	GWC-1	GWC-10
5/8/2010			<0.002		
5/9/2010	<0.002	<0.002			
5/10/2010					<0.002
5/11/2010				<0.002	
6/16/2010		<0.002	<0.002		<0.002
6/17/2010				<0.002	
6/18/2010	<0.002				
7/26/2010			<0.002		
7/27/2010		<0.002		<0.002	
7/28/2010	<0.002				<0.002
9/7/2010		<0.002	<0.002		
9/8/2010					<0.002
9/9/2010	<0.002			<0.002	
4/28/2011				<0.002	
4/29/2011		<0.002	<0.002		<0.002
4/30/2011	<0.002				
10/27/2011					<0.002
10/28/2011	<0.002	<0.002	<0.002		
10/29/2011				<0.002	
5/2/2012	<0.002	<0.002	<0.002		
5/3/2012				<0.002	
5/4/2012					<0.002
11/9/2012	<0.002	<0.002	<0.002	<0.002	
11/11/2012					<0.002
5/8/2013	<0.002	<0.002	<0.002		
5/9/2013				<0.002	<0.002
11/5/2013	<0.002			<0.002	<0.002
11/6/2013		<0.002	<0.002		
5/20/2014	<0.002	<0.002	<0.002		
5/21/2014					<0.002
5/23/2014				<0.002	
11/8/2014		<0.002	<0.002		
11/12/2014	<0.002				<0.002
11/13/2014				<0.002	
5/22/2015	<0.002	<0.002	<0.002		
5/23/2015				<0.002	<0.002
11/9/2015		<0.002	<0.002		
11/11/2015	<0.002			<0.002	
11/12/2015					<0.002
4/6/2016	<0.002	<0.002	<0.002		
4/12/2016				<0.002	
4/13/2016					<0.002 (D)
6/15/2016	<0.002	<0.002	<0.002		
6/16/2016				<0.002	
6/21/2016					<0.002
8/10/2016	<0.002	<0.002	<0.002		
8/11/2016				<0.002	
8/15/2016					<0.002
10/4/2016	<0.002	<0.002		<0.002	
10/5/2016			<0.002		<0.002
11/29/2016		<0.002	<0.002		
11/30/2016	<0.002			<0.002	

Time Series

Constituent: Antimony, Total (mg/L) Analysis Run 10/16/2023 2:42 PM
Plant Scherer Client: Southern Company Data: Scherer Cell 1-CCR

	GWA-15 (bg)	GWA-16 (bg)	GWA-17 (bg)	GWC-1	GWC-10
12/1/2016					<0.002
2/7/2017	<0.002	0.001 (J)	<0.002	<0.002	
2/8/2017					<0.002
4/4/2017	<0.002	<0.002	<0.002		
4/5/2017				<0.002	
4/6/2017					<0.002
6/20/2017	<0.002	<0.002	<0.002	<0.002	
6/21/2017					<0.002
10/4/2017	<0.002			<0.002	
10/5/2017		<0.002	<0.002		<0.002
3/20/2018	<0.002 (D)	<0.002	<0.002	<0.002	
3/21/2018					<0.002
10/2/2018	<0.002	<0.002	<0.002	<0.002	<0.002
3/26/2019	<0.002	<0.002	<0.002	<0.002	
3/27/2019					<0.002
9/10/2019	<0.002	<0.002	<0.002	<0.002	
9/11/2019					<0.002
3/18/2020	<0.002	<0.002	<0.002	<0.002	<0.002
9/9/2020	<0.002	<0.002	<0.002	<0.002	<0.002
4/1/2021	<0.002	<0.002	<0.002	<0.002	<0.002
8/11/2021	<0.002	<0.002	<0.002		
8/17/2021					<0.002
8/18/2021				<0.002	
2/15/2022	<0.002	<0.002	<0.002	<0.002	<0.002
8/24/2022			<0.002	<0.002	
8/25/2022	<0.002	<0.002			<0.002
2/21/2023					<0.002
2/27/2023				<0.002	
2/28/2023	<0.002	<0.002	<0.002		
8/3/2023	<0.002	<0.002	<0.002		
8/9/2023				<0.002	<0.002

Time Series

Constituent: Antimony, Total (mg/L) Analysis Run 10/16/2023 2:42 PM

Plant Scherer Client: Southern Company Data: Scherer Cell 1-CCR

	GWC-11	GWC-12	GWC-13	GWC-14	GWC-18
5/9/2010		<0.002	<0.002	<0.002	
5/10/2010	<0.002				<0.002
6/16/2010	<0.002				<0.002
6/18/2010		<0.002	<0.002	<0.002	
7/26/2010					<0.002
7/27/2010	<0.002	<0.002			
7/28/2010				<0.002	
7/29/2010			<0.002		
9/7/2010					<0.002
9/8/2010	<0.002	<0.002			
9/9/2010			<0.002	<0.002	
4/26/2011			<0.002		
4/29/2011	<0.002	<0.002			<0.002
4/30/2011				<0.002	
10/27/2011	<0.002				
10/28/2011		<0.002	<0.002	<0.002	<0.002
5/2/2012					<0.002
5/3/2012		<0.002		<0.002	
5/4/2012	<0.002		<0.002		
11/9/2012					<0.002
11/10/2012	<0.002	<0.002		<0.002	
11/11/2012			<0.002		
5/8/2013			<0.002	<0.002	<0.002
5/9/2013	<0.002	<0.002			
11/5/2013				<0.002	
11/6/2013	<0.002	<0.002			<0.002
11/7/2013			<0.002		
5/20/2014	<0.002	<0.002	<0.002	<0.002	
5/23/2014					<0.002
11/8/2014					<0.002
11/12/2014	<0.002	<0.002	<0.002	<0.002	
5/22/2015					<0.002
5/23/2015		<0.002			
5/24/2015	<0.002		<0.002	<0.002	
11/10/2015					<0.002
11/11/2015				<0.002	
11/12/2015	<0.002	<0.002	<0.002		
4/11/2016					<0.002
4/13/2016	<0.002 (D)	0.000646 (JD)	<0.002 (D)	<0.002 (D)	
6/16/2016					0.00018 (J)
6/21/2016	<0.002	<0.002	<0.002	<0.002	
8/11/2016					<0.002
8/15/2016	<0.002	<0.002	<0.002	<0.002	
10/4/2016				<0.002	
10/5/2016	<0.002	<0.002			<0.002
10/7/2016			<0.002		
11/29/2016					<0.002
12/1/2016	<0.002	<0.002	<0.002	<0.002	
2/7/2017				<0.002	
2/8/2017	<0.002	<0.002			<0.002
2/9/2017			<0.002		
4/5/2017		<0.002			

Time Series

Constituent: Antimony, Total (mg/L) Analysis Run 10/16/2023 2:42 PM
Plant Scherer Client: Southern Company Data: Scherer Cell 1-CCR

	GWC-11	GWC-12	GWC-13	GWC-14	GWC-18
4/6/2017	<0.002		<0.002	<0.002	<0.002
6/20/2017	<0.002	<0.002		<0.002	
6/21/2017					<0.002
6/22/2017			<0.002		
10/5/2017	<0.002	<0.002		<0.002	<0.002
10/6/2017			<0.002		
3/20/2018				<0.002	<0.002
3/21/2018	<0.002	<0.002 (D)			
3/22/2018			<0.002		
10/2/2018	<0.002	<0.002		<0.002	<0.002
10/3/2018			<0.002		
3/26/2019		<0.002	<0.002	<0.002	<0.002
3/27/2019	<0.002				
9/11/2019	<0.002	<0.002	<0.002	<0.002	0.00039 (J)
3/18/2020	<0.002	<0.002	<0.002	<0.002	<0.002
9/9/2020				<0.002	<0.002
9/10/2020	<0.002	<0.002	<0.002		
4/1/2021	<0.002	<0.002		<0.002	<0.002
4/6/2021			<0.002		
8/11/2021	<0.002	<0.002	<0.002	<0.002	<0.002
2/16/2022	<0.002	<0.002	<0.002	<0.002	<0.002
8/25/2022	<0.002				<0.002
8/26/2022		<0.002	<0.002	<0.002	
2/27/2023	<0.002	<0.002	<0.002	<0.002	
2/28/2023					<0.002
8/9/2023	<0.002	<0.002	<0.002	<0.002	<0.002

Time Series

Constituent: Antimony, Total (mg/L) Analysis Run 10/16/2023 2:42 PM

Plant Scherer Client: Southern Company Data: Scherer Cell 1-CCR

	GWC-19	GWC-2	GWC-20	GWC-3	GWC-4
5/11/2010	<0.002	<0.002	<0.002	<0.002	<0.002
6/16/2010	<0.002				
6/17/2010			<0.002	<0.002	<0.002
6/19/2010		<0.002			
7/27/2010	<0.002	<0.002	<0.002		
7/28/2010				<0.002	<0.002
9/7/2010	<0.002		<0.002	<0.002	
9/8/2010					<0.002
9/9/2010		<0.002			
4/28/2011		<0.002			<0.002
4/29/2011	<0.002		<0.002	<0.002	
10/28/2011	<0.002	<0.002	<0.002	<0.002	
10/29/2011					<0.002
5/2/2012	<0.002				
5/3/2012		<0.002	<0.002	<0.002	<0.002
11/9/2012	<0.002	<0.002		<0.002	
11/10/2012			<0.002		<0.002
5/9/2013	<0.002	<0.002	<0.002		
5/10/2013				<0.002	<0.002
11/5/2013		<0.002			
11/6/2013	<0.002		<0.002	<0.002	<0.002
5/22/2014	<0.002	<0.002	<0.002	<0.002	<0.002
11/8/2014	<0.002				
11/9/2014			<0.002	<0.002	<0.002
11/13/2014		<0.002			
5/22/2015				<0.002	<0.002
5/23/2015	<0.002				
5/24/2015		<0.002	<0.002		
11/10/2015	<0.002	<0.002	<0.002	<0.002	
11/11/2015		<0.002			<0.002
4/11/2016	<0.002				
4/12/2016		<0.002	<0.002	<0.002 (D)	<0.002
6/16/2016	0.00014 (J)	<0.002	<0.002		
6/20/2016				0.0002 (J)	<0.002
8/11/2016	<0.002	<0.002	<0.002		
8/12/2016				<0.002	<0.002
10/4/2016		<0.002			
10/5/2016	<0.002		<0.002	<0.002	
10/6/2016					<0.002
11/29/2016	<0.002				
11/30/2016		<0.002	<0.002	<0.002	<0.002
2/7/2017		<0.002			
2/8/2017	<0.002		<0.002	<0.002	<0.002
4/5/2017	<0.002				
4/6/2017		<0.002	<0.002	<0.002	<0.002
6/20/2017		<0.002			
6/21/2017	<0.002		<0.002	<0.002	
6/22/2017					<0.002
10/4/2017		<0.002			
10/5/2017	<0.002		<0.002	<0.002	
10/6/2017					<0.002
3/20/2018	<0.002	<0.002			

Time Series

Constituent: Antimony, Total (mg/L) Analysis Run 10/16/2023 2:42 PM
Plant Scherer Client: Southern Company Data: Scherer Cell 1-CCR

	GWC-19	GWC-2	GWC-20	GWC-3	GWC-4
3/21/2018			<0.002	<0.002	<0.002
10/2/2018	<0.002	<0.002			
10/3/2018			<0.002	<0.002	<0.002
3/26/2019	<0.002	<0.002	<0.002	<0.002	<0.002
9/10/2019		0.00042 (J)		<0.002	<0.002
9/12/2019	<0.002		<0.002		
3/18/2020		<0.002		<0.002	
3/19/2020	<0.002		<0.002		<0.002
9/9/2020	<0.002	<0.002			
9/10/2020			<0.002	<0.002	<0.002
4/1/2021		0.0013 (J)			
4/2/2021					<0.002
4/5/2021	<0.002		<0.002		
4/6/2021				<0.002	
8/11/2021	<0.002		<0.002		
8/12/2021		<0.002		<0.002	<0.002
2/15/2022		<0.002		<0.002	<0.002
2/16/2022	<0.002		<0.002		
8/25/2022	<0.002		<0.002	<0.002	0.00058 (J)
8/26/2022		<0.002			
2/27/2023		<0.002			<0.002
2/28/2023	<0.002		<0.002	<0.002	
8/8/2023	<0.002		<0.002		<0.002
8/9/2023		<0.002		<0.002	

Time Series

Constituent: Antimony, Total (mg/L) Analysis Run 10/16/2023 2:42 PM

Plant Scherer Client: Southern Company Data: Scherer Cell 1-CCR

	GWC-5	GWC-6	GWC-7	GWC-8A	GWC-9
5/10/2010			<0.002	<0.002	<0.002
5/11/2010	<0.002	<0.002			
6/16/2010					<0.002
6/18/2010	<0.002	<0.002	<0.002		
6/19/2010				<0.002	
7/27/2010	<0.002	<0.002			<0.002
7/28/2010			<0.002	<0.002	
9/8/2010				<0.002	<0.002
9/9/2010	<0.002	<0.002	<0.002		
4/29/2011	<0.002				<0.002
4/30/2011		<0.002	<0.002	<0.002	
10/27/2011				<0.002	<0.002
10/28/2011	<0.002				
10/29/2011		<0.002	<0.002		
5/3/2012					<0.002
5/4/2012	<0.002	<0.002	<0.002	<0.002	
11/10/2012	<0.002	<0.002	<0.002		
11/11/2012				<0.002	<0.002
5/9/2013	<0.002	<0.002	<0.002		<0.002
5/10/2013				<0.002	
11/6/2013	<0.002				<0.002
11/7/2013		<0.002	<0.002	<0.002	
5/21/2014		<0.002	<0.002	<0.002	<0.002
5/22/2014	<0.002				
11/9/2014	<0.002	<0.002			
11/12/2014			<0.002		<0.002
11/13/2014				<0.002	
5/23/2015				<0.002	<0.002
5/24/2015	<0.002	<0.002	<0.002		
11/11/2015	<0.002	<0.002	<0.002	<0.002	
11/12/2015					<0.002
4/12/2016		<0.002			
4/13/2016			<0.002 (D)		<0.002 (D)
4/19/2016	<0.002			<0.002	
6/20/2016		<0.002	0.0002 (J)		
6/22/2016	<0.002				<0.002
8/12/2016		<0.002			
8/15/2016			<0.002		<0.002
8/16/2016	<0.002				
10/6/2016	<0.002	<0.002	<0.002		<0.002
10/10/2016				<0.002	
11/30/2016		<0.002			
12/1/2016	<0.002		<0.002	<0.002	<0.002
2/8/2017					<0.002
2/9/2017	<0.002	<0.002	<0.002	<0.002	
4/6/2017	<0.002	<0.002			<0.002
4/7/2017			<0.002	<0.002	
6/21/2017	<0.002	<0.002		<0.002	<0.002
6/22/2017			<0.002		
8/15/2017				<0.002	
9/1/2017				<0.002	
10/5/2017	<0.002				<0.002

Time Series

Constituent: Antimony, Total (mg/L) Analysis Run 10/16/2023 2:42 PM
Plant Scherer Client: Southern Company Data: Scherer Cell 1-CCR

	GWC-5	GWC-6	GWC-7	GWC-8A	GWC-9
10/6/2017		<0.002	<0.002		
10/9/2017				<0.002	
3/21/2018		<0.002			<0.002
3/22/2018	<0.002		<0.002	<0.002	
10/2/2018					<0.002
10/3/2018	<0.002	<0.002			
10/4/2018			<0.002	<0.002	
3/26/2019		<0.002			
3/27/2019	<0.002		<0.002	<0.002	<0.002
9/11/2019	<0.002	<0.002	<0.002	<0.002	<0.002
3/18/2020	<0.002	<0.002		<0.002	<0.002
3/19/2020			<0.002		
9/9/2020	<0.002			<0.002	<0.002
9/10/2020		<0.002	<0.002		
4/1/2021	<0.002		<0.002		<0.002
4/5/2021		<0.002		<0.002	
8/11/2021		<0.002	<0.002		
8/12/2021	<0.002			<0.002	<0.002
2/15/2022	<0.002	<0.002	<0.002	<0.002	<0.002
8/25/2022	<0.002	<0.002	<0.002	<0.002	<0.002
2/27/2023		<0.002	<0.002	<0.002	<0.002
2/28/2023	<0.002				
8/8/2023	<0.002	<0.002	<0.002	<0.002	<0.002

Time Series

Constituent: Arsenic, Total (mg/L) Analysis Run 10/16/2023 2:42 PM
 Plant Scherer Client: Southern Company Data: Scherer Cell 1-CCR

	GWA-15 (bg)	GWA-16 (bg)	GWA-17 (bg)	GWC-1	GWC-10
5/8/2010			<0.001		
5/9/2010	<0.001	<0.001			
5/10/2010					<0.001
5/11/2010				<0.001	
6/16/2010		<0.001	<0.001		<0.001
6/17/2010				<0.001	
6/18/2010	<0.001				
7/26/2010			<0.001		
7/27/2010		<0.001		<0.001	
7/28/2010	<0.001				<0.001
9/7/2010		<0.001	<0.001		
9/8/2010					<0.001
9/9/2010	<0.001			<0.001	
4/28/2011				<0.001	
4/29/2011		<0.001	<0.001		<0.001
4/30/2011	<0.001				
10/27/2011					<0.001
10/28/2011	<0.001	<0.001	<0.001		
10/29/2011				<0.001	
5/2/2012	<0.001	<0.001	<0.001		
5/3/2012				<0.001	
5/4/2012					<0.001
11/9/2012	<0.001	<0.001	<0.001	<0.001	
11/11/2012					<0.001
5/8/2013	<0.001	<0.001	<0.001		
5/9/2013				<0.001	<0.001
11/5/2013	<0.001			<0.001	<0.001
11/6/2013		<0.001	<0.001		
5/20/2014	<0.001	<0.001	<0.001		
5/21/2014					<0.001
5/23/2014				<0.001	
11/8/2014		<0.001	<0.001		
11/12/2014	<0.001				<0.001
11/13/2014				<0.001	
5/22/2015	<0.001	<0.001	<0.001		
5/23/2015				<0.001	<0.001
11/9/2015		<0.001	<0.001		
11/11/2015	<0.001			<0.001	
11/12/2015					<0.001
4/6/2016	<0.001	<0.001	<0.001		
4/12/2016				<0.001	
4/13/2016					<0.001 (D)
6/15/2016	<0.001	<0.001	<0.001		
6/16/2016				6E-05 (J)	
6/21/2016					<0.001
8/10/2016	<0.001	<0.001	<0.001		
8/11/2016				<0.001	
8/15/2016					<0.001
10/4/2016	<0.001	<0.001		0.00079	
10/5/2016			<0.001		<0.001
11/29/2016		<0.001	<0.001		
11/30/2016	<0.001			<0.001	

Time Series

Constituent: Arsenic, Total (mg/L) Analysis Run 10/16/2023 2:42 PM
 Plant Scherer Client: Southern Company Data: Scherer Cell 1-CCR

	GWA-15 (bg)	GWA-16 (bg)	GWA-17 (bg)	GWC-1	GWC-10
12/1/2016					<0.001
2/7/2017	<0.001	<0.001	<0.001	<0.001	
2/8/2017					<0.001
4/4/2017	<0.001	<0.001	<0.001		
4/5/2017				<0.001	
4/6/2017					<0.001
6/20/2017	<0.001	<0.001	<0.001	<0.001	
6/21/2017					<0.001
10/4/2017	<0.001			<0.001	
10/5/2017		<0.001	<0.001		<0.001
3/20/2018	<0.001 (D)	<0.001	<0.001	<0.001	
3/21/2018					<0.001
10/2/2018	<0.001	<0.001	<0.001	<0.001	<0.001
3/26/2019	<0.001	<0.001	<0.001	<0.001	
3/27/2019					<0.001
9/10/2019	0.00032 (J)	0.00049 (J)	0.00069 (J)	0.00033 (J)	
9/11/2019					0.00055 (J)
3/18/2020	<0.001	<0.001	<0.001	<0.001	<0.001
9/9/2020	<0.001	<0.001	<0.001	<0.001	<0.001
4/1/2021	<0.001	<0.001	<0.001	<0.001	<0.001
8/11/2021	<0.001	<0.001	<0.001		
8/17/2021					<0.001
8/18/2021				<0.001	
2/15/2022	<0.001	<0.001	<0.001	<0.001	<0.001
8/24/2022			<0.001	<0.001	
8/25/2022	<0.001	<0.001			<0.001
2/21/2023					<0.001
2/27/2023				<0.001	
2/28/2023	<0.001	<0.001	<0.001		
8/3/2023	<0.001	<0.001	<0.001		
8/9/2023				<0.001	<0.001

Time Series

Constituent: Arsenic, Total (mg/L) Analysis Run 10/16/2023 2:42 PM
 Plant Scherer Client: Southern Company Data: Scherer Cell 1-CCR

	GWC-11	GWC-12	GWC-13	GWC-14	GWC-18
5/9/2010		<0.001	<0.001	<0.001	
5/10/2010	<0.001				<0.001
6/16/2010	<0.001				<0.001
6/18/2010		<0.001	<0.001	<0.001	
7/26/2010					<0.001
7/27/2010	<0.001	<0.001			
7/28/2010				<0.001	
7/29/2010			<0.001		
9/7/2010					<0.001
9/8/2010	<0.001	<0.001			
9/9/2010			<0.001	<0.001	
4/26/2011			<0.001		
4/29/2011	<0.001	<0.001			<0.001
4/30/2011				<0.001	
10/27/2011	<0.001				
10/28/2011		<0.001	<0.001	<0.001	<0.001
5/2/2012					<0.001
5/3/2012		<0.001		<0.001	
5/4/2012	<0.001		<0.001		
11/9/2012					<0.001
11/10/2012	<0.001	<0.001		<0.001	
11/11/2012			<0.001		
5/8/2013			<0.001	<0.001	<0.001
5/9/2013	<0.001	<0.001			
11/5/2013				<0.001	
11/6/2013	<0.001	<0.001			<0.001
11/7/2013			<0.001		
5/20/2014	<0.001	<0.001	<0.001	<0.001	
5/23/2014					<0.001
11/8/2014					<0.001
11/12/2014	<0.001	<0.001	<0.001	<0.001	
5/22/2015					<0.001
5/23/2015		<0.001			
5/24/2015	<0.001		<0.001	<0.001	
11/10/2015					<0.001
11/11/2015				<0.001	
11/12/2015	<0.001	<0.001	<0.001		
4/11/2016					<0.001
4/13/2016	<0.001 (D)	<0.001 (D)	<0.001 (D)	<0.001 (D)	
6/16/2016					<0.001
6/21/2016	<0.001	<0.001	<0.001	<0.001	
8/11/2016					<0.001
8/15/2016	<0.001	<0.001	<0.001	<0.001	
10/4/2016				<0.001	
10/5/2016	<0.001	<0.001			<0.001
10/7/2016			<0.001		
11/29/2016					<0.001
12/1/2016	<0.001	<0.001	<0.001	<0.001	
2/7/2017				<0.001	
2/8/2017	<0.001	<0.001			<0.001
2/9/2017			<0.001		
4/5/2017		<0.001			

Time Series

Constituent: Arsenic, Total (mg/L) Analysis Run 10/16/2023 2:42 PM
Plant Scherer Client: Southern Company Data: Scherer Cell 1-CCR

	GWC-11	GWC-12	GWC-13	GWC-14	GWC-18
4/6/2017	<0.001		<0.001	<0.001	<0.001
6/20/2017	<0.001	<0.001		<0.001	
6/21/2017					<0.001
6/22/2017			<0.001		
10/5/2017	<0.001	<0.001		<0.001	<0.001
10/6/2017			<0.001		
3/20/2018				<0.001	<0.001
3/21/2018	<0.001	<0.001 (D)			
3/22/2018			<0.001		
10/2/2018	<0.001	<0.001		<0.001	<0.001
10/3/2018			<0.001		
3/26/2019		<0.001	<0.001	<0.001	<0.001
3/27/2019	<0.001				
9/11/2019	0.00045 (J)	0.00038 (J)	0.00042 (J)	0.00045 (J)	0.00043 (J)
3/18/2020	<0.001	<0.001	<0.001	<0.001	<0.001
9/9/2020				<0.001	<0.001
9/10/2020	<0.001	<0.001	<0.001		
4/1/2021	<0.001	<0.001		<0.001	<0.001
4/6/2021			<0.001		
8/11/2021	<0.001	<0.001	<0.001	<0.001	<0.001
2/16/2022	<0.001	<0.001	<0.001	<0.001	<0.001
8/25/2022	<0.001				<0.001
8/26/2022		<0.001	<0.001	<0.001	
2/27/2023	<0.001	<0.001	<0.001	<0.001	
2/28/2023					<0.001
8/9/2023	<0.001	<0.001	<0.001	<0.001	<0.001

Time Series

Constituent: Arsenic, Total (mg/L) Analysis Run 10/16/2023 2:42 PM
 Plant Scherer Client: Southern Company Data: Scherer Cell 1-CCR

	GWC-19	GWC-2	GWC-20	GWC-3	GWC-4
5/11/2010	<0.001	<0.001	<0.001	<0.001	<0.001
6/16/2010	<0.001				
6/17/2010			<0.001	<0.001	<0.001
6/19/2010		<0.001			
7/27/2010	<0.001	<0.001	<0.001		
7/28/2010				<0.001	<0.001
9/7/2010	<0.001		<0.001	<0.001	
9/8/2010					<0.001
9/9/2010		<0.001			
4/28/2011		<0.001			<0.001
4/29/2011	<0.001		<0.001	<0.001	
10/28/2011	<0.001	<0.001	<0.001	<0.001	
10/29/2011					<0.001
5/2/2012	<0.001				
5/3/2012		<0.001	<0.001	<0.001	<0.001
11/9/2012	<0.001	<0.001		<0.001	
11/10/2012			<0.001		<0.001
5/9/2013	<0.001	<0.001	<0.001		
5/10/2013				<0.001	<0.001
11/5/2013		<0.001			
11/6/2013	<0.001		<0.001	<0.001	<0.001
5/22/2014	<0.001	<0.001	<0.001	<0.001	<0.001
11/8/2014	<0.001				
11/9/2014			<0.001	<0.001	<0.001
11/13/2014		<0.001			
5/22/2015				<0.001	<0.001
5/23/2015	<0.001				
5/24/2015		<0.001	<0.001		
11/10/2015	<0.001	<0.001	<0.001	<0.001	
11/11/2015		<0.001			<0.001
4/11/2016	<0.001				
4/12/2016		<0.001	<0.001	<0.001 (D)	<0.001
6/16/2016	5.1E-05 (J)	5.5E-05 (J)	5.4E-05 (J)		
6/20/2016				<0.001	<0.001
8/11/2016	<0.001	<0.001	<0.001		
8/12/2016				0.00053 (J)	<0.001
10/4/2016		<0.001			
10/5/2016	<0.001		<0.001	<0.001	
10/6/2016					<0.001
11/29/2016	<0.001				
11/30/2016		<0.001	<0.001	<0.001	<0.001
2/7/2017		<0.001			
2/8/2017	<0.001		<0.001	<0.001	<0.001
4/5/2017	<0.001				
4/6/2017		<0.001	<0.001	<0.001	<0.001
6/20/2017		<0.001			
6/21/2017	<0.001		<0.001	<0.001	
6/22/2017					<0.001
10/4/2017		<0.001			
10/5/2017	<0.001		<0.001	<0.001	
10/6/2017					<0.001
3/20/2018	<0.001	<0.001			

Time Series

Constituent: Arsenic, Total (mg/L) Analysis Run 10/16/2023 2:42 PM
Plant Scherer Client: Southern Company Data: Scherer Cell 1-CCR

	GWC-19	GWC-2	GWC-20	GWC-3	GWC-4
3/21/2018			0.00078	0.00089	<0.001
10/2/2018	<0.001	<0.001			
10/3/2018			<0.001	<0.001	<0.001
3/26/2019	<0.001	<0.001	<0.001	<0.001	<0.001
9/10/2019		0.00038 (J)		0.00032 (J)	0.00032 (J)
9/12/2019	<0.001		<0.001		
3/18/2020		<0.001		<0.001	
3/19/2020	<0.001		<0.001		<0.001
9/9/2020	<0.001	<0.001			
9/10/2020			<0.001	<0.001	<0.001
4/1/2021		<0.001			
4/2/2021					<0.001
4/5/2021	<0.001		<0.001		
4/6/2021				<0.001	
8/11/2021	<0.001		<0.001		
8/12/2021		<0.001		<0.001	<0.001
2/15/2022		<0.001		<0.001	<0.001
2/16/2022	<0.001		<0.001		
8/25/2022	<0.001		<0.001	<0.001	<0.001
8/26/2022		<0.001			
2/27/2023		<0.001			<0.001
2/28/2023	<0.001		<0.001	<0.001	
8/8/2023	<0.001		<0.001		<0.001
8/9/2023		<0.001		<0.001	

Time Series

Constituent: Arsenic, Total (mg/L) Analysis Run 10/16/2023 2:42 PM
 Plant Scherer Client: Southern Company Data: Scherer Cell 1-CCR

	GWC-5	GWC-6	GWC-7	GWC-8A	GWC-9
5/10/2010			<0.001	<0.00046	<0.001
5/11/2010	<0.001	<0.001			
6/16/2010					<0.001
6/18/2010	<0.001	<0.001	<0.001		
6/19/2010				<0.00046	
7/27/2010	<0.001	<0.001			<0.001
7/28/2010			<0.001	<0.00046	
9/8/2010				<0.00046	<0.001
9/9/2010	<0.001	<0.001	<0.001		
4/29/2011	<0.001				<0.001
4/30/2011		<0.001	<0.001	<0.00046	
10/27/2011				<0.00046	<0.001
10/28/2011	<0.001				
10/29/2011		<0.001	<0.001		
5/3/2012					<0.001
5/4/2012	<0.001	<0.001	<0.001	<0.00046	
11/10/2012	<0.001	<0.001	<0.001		
11/11/2012				<0.00046	<0.001
5/9/2013	<0.001	<0.001	<0.001		<0.001
5/10/2013				<0.00046	
11/6/2013	<0.001				<0.001
11/7/2013		<0.001	<0.001	<0.00046	
5/21/2014		<0.001	<0.001	<0.00046	<0.001
5/22/2014	<0.001				
11/9/2014	<0.001	<0.001			
11/12/2014			<0.001		<0.001
11/13/2014				<0.00046	
5/23/2015				<0.00046	<0.001
5/24/2015	<0.001	<0.001	<0.001		
11/11/2015	<0.001	<0.001	<0.001	<0.00046	
11/12/2015					<0.001
4/12/2016		<0.001			
4/13/2016			<0.001 (D)		<0.001 (D)
4/19/2016	<0.001			<0.00046	
6/20/2016		6.3E-05 (J)	<0.001		
6/22/2016	0.0008				<0.001
8/12/2016		<0.001			
8/15/2016			<0.001		<0.001
8/16/2016	<0.001				
10/6/2016	<0.001	<0.001	<0.001		<0.001
10/10/2016				<0.00046	
11/30/2016		<0.001			
12/1/2016	<0.001		<0.001	<0.00046	<0.001
2/8/2017					<0.001
2/9/2017	<0.001	<0.001	<0.001	0.00115 (JD)	
4/6/2017	<0.001	<0.001			<0.001
4/7/2017			<0.001	<0.00046	
6/21/2017	<0.001	<0.001		0.0014	<0.001
6/22/2017			<0.001		
8/15/2017				0.00086	
9/1/2017				0.00075	
10/5/2017	<0.001				<0.001

Time Series

Constituent: Arsenic, Total (mg/L) Analysis Run 10/16/2023 2:42 PM
Plant Scherer Client: Southern Company Data: Scherer Cell 1-CCR

	GWC-5	GWC-6	GWC-7	GWC-8A	GWC-9
10/6/2017		<0.001	<0.001		
10/9/2017				0.0013	
3/21/2018		<0.001			<0.001
3/22/2018	0.00046 (J)		<0.001	0.00075	
10/2/2018					<0.001
10/3/2018	<0.001	<0.001			
10/4/2018			<0.001	<0.00046	
3/26/2019		<0.001			
3/27/2019	<0.001		<0.001	0.0012	0.00062
9/11/2019	0.00038 (J)	0.00041 (J)	0.00038 (J)	0.001 (J)	0.00055 (J)
3/18/2020	<0.001	<0.001		0.00042 (J)	<0.001
3/19/2020			<0.001		
9/9/2020	<0.001			0.00092 (J)	<0.001
9/10/2020		<0.001	<0.001		
4/1/2021	<0.001		<0.001		<0.001
4/5/2021		<0.001		0.00097 (J)	
8/11/2021		<0.001	<0.001		
8/12/2021	<0.001			0.00081 (J)	<0.001
2/15/2022	<0.001	<0.001	<0.001	0.00047 (J)	<0.001
8/25/2022	<0.001	<0.001	<0.001	0.00048 (J)	0.00037 (J)
2/27/2023		<0.001	<0.001	0.0005 (J)	<0.001
2/28/2023	<0.001				
8/8/2023	<0.001	<0.001	<0.001	0.00091 (J)	<0.001

Time Series

Constituent: Barium, Total (mg/L) Analysis Run 10/16/2023 2:42 PM
 Plant Scherer Client: Southern Company Data: Scherer Cell 1-CCR

	GWA-15 (bg)	GWA-16 (bg)	GWA-17 (bg)	GWC-1	GWC-10
5/8/2010			0.048 (J)		
5/9/2010	0.01 (J)	0.031 (J)			
5/10/2010					0.024 (J)
5/11/2010				0.054 (J)	
6/16/2010		0.029 (J)	0.044 (J)		0.022 (J)
6/17/2010				0.054 (J)	
6/18/2010	0.01 (J)				
7/26/2010			0.042 (J)		
7/27/2010		0.029 (J)		0.054 (J)	
7/28/2010	0.011 (J)				0.023 (J)
9/7/2010		0.028 (J)	0.04 (J)		
9/8/2010					0.023 (J)
9/9/2010	0.011 (J)			0.046 (J)	
4/28/2011				0.057 (J)	
4/29/2011		0.026 (J)	0.038 (J)		0.022 (J)
4/30/2011	0.0091 (J)				
10/27/2011					0.022
10/28/2011	0.0096 (J)	0.025	0.034		
10/29/2011				0.046	
5/2/2012	0.012	0.025	0.03		
5/3/2012				0.049	
5/4/2012					0.019
11/9/2012	0.012 (V)	0.028 (V)	0.039 (V)	0.045 (V)	
11/11/2012					0.025 (V)
5/8/2013	0.01	0.029	0.034		
5/9/2013				0.053	0.024
11/5/2013	0.0098 (J)			0.045	0.025
11/6/2013		0.026	0.032		
5/20/2014	0.0081 (J)	0.025	0.03		
5/21/2014					0.024
5/23/2014				0.043	
11/8/2014		0.026	0.031		
11/12/2014	0.0098 (J)				0.026
11/13/2014				0.046	
5/22/2015	0.0088 (J)	0.026	0.033		
5/23/2015				0.046	0.026
11/9/2015		0.024	0.034		
11/11/2015	0.011			0.047	
11/12/2015					0.026
4/6/2016	0.00959 (J)	0.026	0.0347		
4/12/2016				0.0474	
4/13/2016					0.0258 (D)
6/15/2016	0.0091 (J)	0.023	0.029		
6/16/2016				0.044	
6/21/2016					0.0286
8/10/2016	0.009	0.022	0.027		
8/11/2016				0.04	
8/15/2016					0.024
10/4/2016	<0.0092	0.024		0.048	
10/5/2016			<0.029		<0.028
11/29/2016		0.023	0.024		
11/30/2016	0.011			0.043	

Time Series

Constituent: Barium, Total (mg/L) Analysis Run 10/16/2023 2:42 PM
 Plant Scherer Client: Southern Company Data: Scherer Cell 1-CCR

	GWA-15 (bg)	GWA-16 (bg)	GWA-17 (bg)	GWC-1	GWC-10
12/1/2016					0.028
2/7/2017	0.0099	0.024	0.029	0.042	
2/8/2017					0.027
4/4/2017	0.0092	0.022	0.03		
4/5/2017				0.041	
4/6/2017					0.027
6/20/2017	0.0099	0.025	0.036	0.046	
6/21/2017					0.031
10/4/2017	0.0098			0.044	
10/5/2017		0.023	0.027		0.029
3/20/2018	0.01	0.023	0.027	0.042	
3/21/2018					<0.028 (X)
10/2/2018	0.0099	0.023	0.027	0.043	0.029
3/26/2019	0.0099	0.024	0.031	0.044	
3/27/2019					0.027
9/10/2019	0.011	0.039	0.051	0.046	
9/11/2019					0.033
3/18/2020	0.01	0.027	0.031	0.049	0.036
9/9/2020	0.01	0.024	0.033	0.046	0.036
4/1/2021	0.0092 (J)	0.024	0.029	0.047	0.034
8/11/2021	0.01	0.023	0.029		
8/18/2021				0.049	
10/18/2021					0.031
2/15/2022	0.012	0.024	0.031	0.052	0.036
8/24/2022			0.031	0.043	
8/25/2022	0.012	0.025			0.035
2/21/2023					0.033
2/27/2023				0.049	
2/28/2023	0.01	0.025	0.03		
8/3/2023	0.01	0.026	0.027		
8/9/2023				0.048	0.032

Time Series

Constituent: Barium, Total (mg/L) Analysis Run 10/16/2023 2:42 PM
 Plant Scherer Client: Southern Company Data: Scherer Cell 1-CCR

	GWC-11	GWC-12	GWC-13	GWC-14	GWC-18
5/9/2010		0.017 (J)	0.029 (J)	0.01 (J)	
5/10/2010	0.018 (J)				0.039 (J)
6/16/2010	0.018 (J)				0.041 (J)
6/18/2010		0.014 (J)	0.028 (J)	0.0097 (J)	
7/26/2010					0.04 (J)
7/27/2010	0.018 (J)	0.015 (J)			
7/28/2010				0.0096 (J)	
7/29/2010			0.029 (J)		
9/7/2010					0.038 (J)
9/8/2010	0.017 (J)	0.013 (J)			
9/9/2010			0.028 (J)	0.01 (J)	
4/26/2011			0.038 (J)		
4/29/2011	0.016 (J)	0.016 (J)			0.034 (J)
4/30/2011				0.0096 (J)	
10/27/2011	0.015				
10/28/2011		0.013	0.026	0.0064 (O)	0.035
5/2/2012					0.038
5/3/2012		0.012		0.0054 (O)	
5/4/2012	0.014		0.024		
11/9/2012					0.035 (V)
11/10/2012	0.016 (V)	0.015 (V)		0.0094 (J)	
11/11/2012			0.027 (V)		
5/8/2013			0.045	0.0093 (J)	0.037
5/9/2013	0.016	0.015			
11/5/2013				0.009 (J)	
11/6/2013	0.016	0.015			0.036 (V)
11/7/2013			0.026		
5/20/2014	0.016	0.015	0.024	0.009 (J)	
5/23/2014					0.036
11/8/2014					0.038
11/12/2014	0.017	0.018	0.029	0.0098 (J)	
5/22/2015					0.035
5/23/2015		0.016			
5/24/2015	0.017		0.027	0.0096 (J)	
11/10/2015					0.032
11/11/2015				0.0092 (J)	
11/12/2015	0.016	0.015	0.029		
4/11/2016					0.0352
4/13/2016	0.0159 (D)	0.0166 (D)	0.029 (D)	0.00929 (JD)	
6/16/2016					0.033
6/21/2016	0.018	0.0173	0.0306	0.0106	
8/11/2016					0.035
8/15/2016	0.015	0.015	0.026	0.0077	
10/4/2016				<0.0091	
10/5/2016	<0.016	<0.017			<0.032
10/7/2016			0.031		
11/29/2016					0.034
12/1/2016	0.016	0.016	0.031	0.0089	
2/7/2017				0.0089	
2/8/2017	0.015	0.016			0.032
2/9/2017			0.032		
4/5/2017		0.016			

Time Series

Constituent: Barium, Total (mg/L) Analysis Run 10/16/2023 2:42 PM
Plant Scherer Client: Southern Company Data: Scherer Cell 1-CCR

	GWC-11	GWC-12	GWC-13	GWC-14	GWC-18
4/6/2017	0.016		0.029	0.0085	0.031
6/20/2017	0.016	0.017		0.0097	
6/21/2017					0.035
6/22/2017			0.034		
10/5/2017	0.016	0.017		0.0096	0.034
10/6/2017			0.031		
3/20/2018				0.0091	0.033
3/21/2018	<0.016 (X)	<0.017 (X)			
3/22/2018			0.034		
10/2/2018	0.016	0.016		0.0096	0.032
10/3/2018			0.03		
3/26/2019		0.017	0.035	0.0092	0.033
3/27/2019	0.015				
9/11/2019	0.017	0.017	0.035	0.011	0.035
3/18/2020	0.019	0.018	0.058	0.0099 (J)	0.036
9/9/2020				0.01	0.036
9/10/2020	0.02	0.019	0.037		
4/1/2021	0.018	0.018		0.0095 (J)	0.035
4/6/2021			0.038		
8/11/2021	0.017	0.018	0.037	0.012	0.037
2/16/2022	0.018	0.018	0.035	0.011	0.034
8/25/2022	0.018				0.035
8/26/2022		0.018	0.035	0.011	
2/27/2023	0.019	0.019	0.04	0.011	
2/28/2023					0.035
8/9/2023	0.019	0.02	0.04	0.012	0.037

Time Series

Constituent: Barium, Total (mg/L) Analysis Run 10/16/2023 2:42 PM
 Plant Scherer Client: Southern Company Data: Scherer Cell 1-CCR

	GWC-19	GWC-2	GWC-20	GWC-3	GWC-4
5/11/2010	0.018 (J)	0.048 (J)	0.032 (J)	0.039	0.031 (J)
6/16/2010	0.017 (J)				
6/17/2010			0.031 (J)	0.017	0.033 (J)
6/19/2010		0.033 (J)			
7/27/2010	0.016 (J)	0.047 (J)	0.035 (J)		
7/28/2010				0.071 (O)	0.033 (J)
9/7/2010	0.017 (J)		0.032 (J)	0.026	
9/8/2010					0.033 (J)
9/9/2010		0.045 (J)			
4/28/2011		0.048 (J)			0.039 (J)
4/29/2011	0.018 (J)		0.031 (J)	0.016	
10/28/2011	0.016	0.044	0.03	0.014	
10/29/2011					0.029
5/2/2012	0.018				
5/3/2012		0.047	0.032	0.017	0.036
11/9/2012	0.017 (V)	0.055 (V)		0.022 (V)	
11/10/2012			0.028 (V)		0.032 (V)
5/9/2013	0.017	0.049	0.029		
5/10/2013				0.025	0.035
11/5/2013		0.045			
11/6/2013	0.018 (V)		0.03 (V)	0.015	0.037
5/22/2014	0.016	0.04	0.029	0.016	0.031
11/8/2014	0.018				
11/9/2014			0.032	0.017	0.034
11/13/2014		0.045			
5/22/2015				0.017	0.039
5/23/2015	0.018				
5/24/2015		0.045	0.029		
11/10/2015	0.017		0.026	0.018	
11/11/2015		0.045			0.042
4/11/2016	0.0191				
4/12/2016		0.0519	0.033	0.0169 (D)	0.0386
6/16/2016	0.017	0.045	0.028		
6/20/2016				0.014	0.031
8/11/2016	0.015	0.04	0.026		
8/12/2016				0.018	0.033
10/4/2016		0.044			
10/5/2016	<0.018		0.03	0.015	
10/6/2016					0.042
11/29/2016	0.017				
11/30/2016		0.044	0.03	0.018	0.04
2/7/2017		0.044			
2/8/2017	0.017		0.033	0.018	0.042
4/5/2017	0.017				
4/6/2017		0.041	0.033	0.017	0.041
6/20/2017		0.045			
6/21/2017	0.019		0.03	0.02	
6/22/2017					0.047
10/4/2017		0.047			
10/5/2017	0.018		0.028	0.017	
10/6/2017					0.045
3/20/2018	0.019	0.045			

Time Series

Constituent: Barium, Total (mg/L) Analysis Run 10/16/2023 2:42 PM
Plant Scherer Client: Southern Company Data: Scherer Cell 1-CCR

	GWC-19	GWC-2	GWC-20	GWC-3	GWC-4
3/21/2018			<0.03 (X)	<0.018 (X)	0.045
10/2/2018	0.018	0.044			
10/3/2018			0.028	0.016	0.042
3/26/2019	0.018	0.045	0.03	0.015	0.053
9/10/2019		0.047		0.014	0.037
9/12/2019	0.026		0.035		
3/18/2020		0.048		0.013	
3/19/2020	0.025		0.032		0.045
9/9/2020	0.026	0.047			
9/10/2020			0.031	0.015	0.045
4/1/2021		0.044			
4/2/2021					0.047
4/5/2021	0.028		0.029		
4/6/2021				0.014	
8/11/2021	0.031		0.031		
8/12/2021		0.048		0.019	0.049
2/15/2022		0.048		0.013	0.055
2/16/2022	0.027		0.03		
5/12/2022					0.06 (R)
8/25/2022	0.03		0.031	0.013	0.054
8/26/2022		0.045			
12/28/2022					0.065 (R)
2/27/2023		0.048			0.081
2/28/2023	0.031		0.032	0.011	
8/8/2023	0.032		0.035		0.085
8/9/2023		0.045		0.013	

Time Series

Constituent: Barium, Total (mg/L) Analysis Run 10/16/2023 2:42 PM
 Plant Scherer Client: Southern Company Data: Scherer Cell 1-CCR

	GWC-5	GWC-6	GWC-7	GWC-8A	GWC-9
5/10/2010			0.029 (J)	0.05 (J)	0.026 (J)
5/11/2010	0.034 (J)	0.053 (J)			
6/16/2010					0.026 (J)
6/18/2010	0.028 (J)	0.055 (J)	0.044 (J)		
6/19/2010				0.045 (J)	
7/27/2010	0.026 (J)	0.053 (J)			0.029 (J)
7/28/2010			0.028 (J)	0.046 (J)	
9/8/2010				0.071 (J)	0.027 (J)
9/9/2010	0.022 (J)	0.05 (J)	0.029 (J)		
4/29/2011	0.016 (J)				0.02 (J)
4/30/2011		0.05 (J)	0.025 (J)	0.098 (J)	
10/27/2011				0.048	0.02
10/28/2011	0.014				
10/29/2011		0.045	0.026		
5/3/2012					0.021
5/4/2012	0.017	0.051	0.032	0.055	
11/10/2012	0.014 (V)	0.048 (V)	0.028 (V)		
11/11/2012				0.05 (V)	0.028 (V)
5/9/2013	0.016	0.048	0.03		0.026
5/10/2013				0.12	
11/6/2013	0.016				0.026
11/7/2013		0.049	0.031	0.044	
5/21/2014		0.048	0.029	0.037	0.023
5/22/2014	0.016				
11/9/2014	0.018	0.053			
11/12/2014			0.031		0.038
11/13/2014				0.085	
5/23/2015				0.054	0.021
5/24/2015	0.11	0.061	0.039		
11/11/2015	0.12	0.063	0.032	0.059	
11/12/2015					0.02
4/12/2016		0.0626			
4/13/2016			0.0328 (D)		0.0164 (D)
4/19/2016	0.099			0.0415	
6/20/2016		0.057	0.03		
6/22/2016	0.074				0.0238
8/12/2016		0.053			
8/15/2016			0.033		0.02
8/16/2016	0.045				
10/6/2016	0.046	0.053	0.032		0.021
10/10/2016				0.034	
11/30/2016		0.06			
12/1/2016	0.046		0.034	0.037	0.025
2/8/2017					0.017
2/9/2017	0.055	0.054	0.032	0.043	
4/6/2017	0.057	0.055			0.019
4/7/2017			0.031	0.019	
6/21/2017	0.062	0.063		0.017	0.026
6/22/2017			0.035		
8/15/2017				0.021	
9/1/2017				0.02	
10/5/2017	0.052				0.022

Time Series

Constituent: Barium, Total (mg/L) Analysis Run 10/16/2023 2:42 PM
Plant Scherer Client: Southern Company Data: Scherer Cell 1-CCR

	GWC-5	GWC-6	GWC-7	GWC-8A	GWC-9
10/6/2017		0.054	0.034		
10/9/2017				0.019	
3/21/2018		0.056			<0.021 (X)
3/22/2018	0.048		0.035	0.019	
10/2/2018					0.023
10/3/2018	0.036	0.051			
10/4/2018			0.031	0.012	
3/26/2019		0.052			
3/27/2019	0.038		0.033	0.025	0.018
9/11/2019	0.039	0.059	0.035	0.022	0.028
3/18/2020	0.04	0.05		0.043	0.013
3/19/2020			0.036		
9/9/2020	0.033			0.053	0.025
9/10/2020		0.056	0.039		
4/1/2021	0.04		0.036		0.018
4/5/2021		0.054		0.045	
8/11/2021		0.054	0.036		
8/12/2021	0.036			0.026	0.023
2/15/2022	0.038	0.057	0.035	0.048	0.023
8/25/2022	0.031	0.055	0.035	0.03	0.04
2/27/2023		0.052	0.036	0.055	0.025
2/28/2023	0.038				
8/8/2023	0.031	0.046	0.034	0.051	0.027

Time Series

Constituent: Beryllium, Total (mg/L) Analysis Run 10/16/2023 2:42 PM

Plant Scherer Client: Southern Company Data: Scherer Cell 1-CCR

	GWA-15 (bg)	GWA-16 (bg)	GWA-17 (bg)	GWC-1	GWC-10
5/8/2010			<0.0025		
5/9/2010	<0.0025	<0.0025			
5/10/2010					<0.0025
5/11/2010				<0.0025	
6/16/2010		<0.0025	<0.0025		<0.0025
6/17/2010				<0.0025	
6/18/2010	<0.0025				
7/26/2010			<0.0025		
7/27/2010		<0.0025		<0.0025	
7/28/2010	<0.0025				<0.0025
9/7/2010		<0.0025	<0.0025		
9/8/2010					<0.0025
9/9/2010	<0.0025			<0.0025	
4/28/2011				<0.0025	
4/29/2011		<0.0025	<0.0025		<0.0025
4/30/2011	<0.0025				
10/27/2011					<0.0025
10/28/2011	<0.0025	<0.0025	<0.0025		
10/29/2011				<0.0025	
5/2/2012	<0.0025	<0.0025	<0.0025		
5/3/2012				<0.0025	
5/4/2012					<0.0025
11/9/2012	<0.0025	<0.0025	0.0021	<0.0025	
11/11/2012					<0.0025
5/8/2013	<0.0025	<0.0025	<0.0025		
5/9/2013				<0.0025	<0.0025
11/5/2013	<0.0025			<0.0025	<0.0025
11/6/2013		<0.0025	<0.0025		
5/20/2014	<0.0025	<0.0025	<0.0025		
5/21/2014					<0.0025
5/23/2014				<0.0025	
11/8/2014		<0.0025	<0.0025		
11/12/2014	<0.0025				<0.0025
11/13/2014				<0.0025	
5/22/2015	<0.0025	<0.0025	<0.0025		
5/23/2015				<0.0025	<0.0025
11/9/2015		<0.0025	<0.0025		
11/11/2015	<0.0025			<0.0025	
11/12/2015					<0.0025
4/6/2016	<0.0025	<0.0025	<0.0025		
4/12/2016				<0.0025	
4/13/2016					<0.0025 (D)
6/15/2016	<0.0025	<0.0025	<0.0025		
6/16/2016				<0.0025	
6/21/2016					<0.0025
8/10/2016	<0.0025	<0.0025	<0.0025		
8/11/2016				<0.0025	
8/15/2016					<0.0025
10/4/2016	<0.0025	<0.0025		<0.0025	
10/5/2016			<0.0025		<0.0025
11/29/2016		<0.0025	<0.0025		
11/30/2016	<0.0025			<0.0025	

Time Series

Constituent: Beryllium, Total (mg/L) Analysis Run 10/16/2023 2:42 PM
Plant Scherer Client: Southern Company Data: Scherer Cell 1-CCR

	GWA-15 (bg)	GWA-16 (bg)	GWA-17 (bg)	GWC-1	GWC-10
12/1/2016					<0.0025
2/7/2017	<0.0025	<0.0025	<0.0025	<0.0025	
2/8/2017					<0.0025
4/4/2017	<0.0025	<0.0025	<0.0025		
4/5/2017				<0.0025	
4/6/2017					<0.0025
6/20/2017	<0.0025	<0.0025	<0.0025	<0.0025	
6/21/2017					<0.0025
10/4/2017	<0.0025			<0.0025	
10/5/2017		<0.0025	<0.0025		<0.0025
3/20/2018	<0.0025 (D)	<0.0025	<0.0025	<0.0025	
3/21/2018					<0.0025
10/2/2018	<0.0025	<0.0025	<0.0025	<0.0025	<0.0025
3/26/2019	<0.0025	<0.0025	<0.0025	<0.0025	
3/27/2019					<0.0025
9/10/2019	<0.0025	<0.0025	<0.0025	<0.0025	
9/11/2019					<0.0025
3/18/2020	<0.0025	<0.0025	<0.0025	<0.0025	<0.0025
9/9/2020	<0.0025	<0.0025	<0.0025	<0.0025	<0.0025
4/1/2021	<0.0025	<0.0025	<0.0025	<0.0025	<0.0025
8/11/2021	<0.0025	<0.0025	<0.0025		
8/17/2021					<0.0025
8/18/2021				<0.0025	
2/15/2022	<0.0025	<0.0025	<0.0025	<0.0025	<0.0025
8/24/2022			<0.0025	<0.0025	
8/25/2022	<0.0025	<0.0025			<0.0025
2/21/2023					<0.0025
2/27/2023				<0.0025	
2/28/2023	<0.0025	<0.0025	<0.0025		
8/3/2023	<0.0025	<0.0025	<0.0025		
8/9/2023				<0.0025	<0.0025

Time Series

Constituent: Beryllium, Total (mg/L) Analysis Run 10/16/2023 2:42 PM

Plant Scherer Client: Southern Company Data: Scherer Cell 1-CCR

	GWC-11	GWC-12	GWC-13	GWC-14	GWC-18
5/9/2010		<0.0025	<0.0025	<0.0025	
5/10/2010	<0.0025				<0.0025
6/16/2010	<0.0025				<0.0025
6/18/2010		<0.0025	<0.0025	<0.0025	
7/26/2010					<0.0025
7/27/2010	<0.0025	<0.0025			
7/28/2010				<0.0025	
7/29/2010			<0.0025		
9/7/2010					<0.0025
9/8/2010	<0.0025	<0.0025			
9/9/2010			<0.0025	<0.0025	
4/26/2011			<0.0025		
4/29/2011	<0.0025	<0.0025			<0.0025
4/30/2011				<0.0025	
10/27/2011	<0.0025				
10/28/2011		<0.0025	<0.0025	<0.0025	<0.0025
5/2/2012					<0.0025
5/3/2012		<0.0025		<0.0025	
5/4/2012	<0.0025		<0.0025		
11/9/2012					<0.0025
11/10/2012	<0.0025	<0.0025		<0.0025	
11/11/2012			<0.0025		
5/8/2013			<0.0025	<0.0025	<0.0025
5/9/2013	<0.0025	<0.0025			
11/5/2013				<0.0025	
11/6/2013	<0.0025	<0.0025			<0.0025
11/7/2013			<0.0025		
5/20/2014	<0.0025	<0.0025	<0.0025	<0.0025	
5/23/2014					<0.0025
11/8/2014					<0.0025
11/12/2014	<0.0025	<0.0025	<0.0025	<0.0025	
5/22/2015					<0.0025
5/23/2015		<0.0025			
5/24/2015	<0.0025		<0.0025	<0.0025	
11/10/2015					<0.0025
11/11/2015				<0.0025	
11/12/2015	<0.0025	<0.0025	<0.0025		
4/11/2016					<0.0025
4/13/2016	<0.0025 (D)	<0.0025 (D)	<0.0025 (D)	<0.0025 (D)	
6/16/2016					<0.0025
6/21/2016	<0.0025	<0.0025	<0.0025	<0.0025	
8/11/2016					<0.0025
8/15/2016	<0.0025	<0.0025	<0.0025	<0.0025	
10/4/2016				<0.0025	
10/5/2016	<0.0025	<0.0025			<0.0025
10/7/2016			<0.0025		
11/29/2016					<0.0025
12/1/2016	<0.0025	<0.0025	<0.0025	<0.0025	
2/7/2017				<0.0025	
2/8/2017	<0.0025	<0.0025			<0.0025
2/9/2017			<0.0025		
4/5/2017		<0.0025			

Time Series

Constituent: Beryllium, Total (mg/L) Analysis Run 10/16/2023 2:42 PM
Plant Scherer Client: Southern Company Data: Scherer Cell 1-CCR

	GWC-11	GWC-12	GWC-13	GWC-14	GWC-18
4/6/2017	<0.0025		<0.0025	<0.0025	<0.0025
6/20/2017	<0.0025	<0.0025		<0.0025	
6/21/2017					<0.0025
6/22/2017			<0.0025		
10/5/2017	<0.0025	<0.0025		<0.0025	<0.0025
10/6/2017			<0.0025		
3/20/2018				<0.0025	<0.0025
3/21/2018	<0.0025	<0.0025 (D)			
3/22/2018			<0.0025		
10/2/2018	<0.0025	<0.0025		<0.0025	<0.0025
10/3/2018			<0.0025		
3/26/2019		<0.0025	<0.0025	<0.0025	<0.0025
3/27/2019	<0.0025				
9/11/2019	<0.0025	<0.0025	<0.0025	<0.0025	<0.0025
3/18/2020	<0.0025	<0.0025	<0.0025	<0.0025	<0.0025
9/9/2020				<0.0025	<0.0025
9/10/2020	<0.0025	<0.0025	<0.0025		
4/1/2021	<0.0025	<0.0025		<0.0025	<0.0025
4/6/2021			<0.0025		
8/11/2021	<0.0025	<0.0025	<0.0025	<0.0025	<0.0025
2/16/2022	<0.0025	<0.0025	<0.0025	<0.0025	<0.0025
8/25/2022	<0.0025				<0.0025
8/26/2022		<0.0025	<0.0025	<0.0025	
2/27/2023	<0.0025	<0.0025	<0.0025	<0.0025	
2/28/2023					<0.0025
8/9/2023	<0.0025	<0.0025	<0.0025	<0.0025	<0.0025

Time Series

Constituent: Beryllium, Total (mg/L) Analysis Run 10/16/2023 2:42 PM

Plant Scherer Client: Southern Company Data: Scherer Cell 1-CCR

	GWC-19	GWC-2	GWC-20	GWC-3	GWC-4
5/11/2010	<0.0025	<0.0025	<0.0025	<0.0025	<0.0025
6/16/2010	<0.0025				
6/17/2010			<0.0025	<0.0025	<0.0025
6/19/2010		<0.0025			
7/27/2010	<0.0025	<0.0025	<0.0025		
7/28/2010				<0.0025	<0.0025
9/7/2010	<0.0025		<0.0025	<0.0025	
9/8/2010					<0.0025
9/9/2010		<0.0025			
4/28/2011		<0.0025			<0.0025
4/29/2011	<0.0025		<0.0025	<0.0025	
10/28/2011	<0.0025	<0.0025	<0.0025	<0.0025	
10/29/2011					<0.0025
5/2/2012	<0.0025				
5/3/2012		<0.0025	<0.0025	<0.0025	<0.0025
11/9/2012	<0.0025	<0.0025		<0.0025	
11/10/2012			<0.0025		<0.0025
5/9/2013	<0.0025	<0.0025	<0.0025		
5/10/2013				<0.0025	<0.0025
11/5/2013		<0.0025			
11/6/2013	<0.0025		<0.0025	<0.0025	<0.0025
5/22/2014	<0.0025	<0.0025	<0.0025	<0.0025	<0.0025
11/8/2014	<0.0025				
11/9/2014			<0.0025	<0.0025	<0.0025
11/13/2014		<0.0025			
5/22/2015				<0.0025	<0.0025
5/23/2015	<0.0025				
5/24/2015		<0.0025	<0.0025		
11/10/2015	<0.0025		<0.0025	<0.0025	
11/11/2015		<0.0025			<0.0025
4/11/2016	<0.0025				
4/12/2016		<0.0025	<0.0025	<0.0025 (D)	<0.0025
6/16/2016	<0.0025	<0.0025	<0.0025		
6/20/2016				<0.0025	<0.0025
8/11/2016	<0.0025	<0.0025	<0.0025		
8/12/2016				<0.0025	<0.0025
10/4/2016		<0.0025			
10/5/2016	<0.0025		<0.0025	<0.0025	
10/6/2016					<0.0025
11/29/2016	<0.0025				
11/30/2016		<0.0025	<0.0025	<0.0025	<0.0025
2/7/2017		<0.0025			
2/8/2017	<0.0025		<0.0025	<0.0025	<0.0025
4/5/2017	<0.0025				
4/6/2017		<0.0025	<0.0025	<0.0025	<0.0025
6/20/2017		<0.0025			
6/21/2017	<0.0025		<0.0025	<0.0025	
6/22/2017					<0.0025
10/4/2017		<0.0025			
10/5/2017	<0.0025		<0.0025	<0.0025	
10/6/2017					<0.0025
3/20/2018	<0.0025	<0.0025			

Time Series

Constituent: Beryllium, Total (mg/L) Analysis Run 10/16/2023 2:42 PM
Plant Scherer Client: Southern Company Data: Scherer Cell 1-CCR

	GWC-19	GWC-2	GWC-20	GWC-3	GWC-4
3/21/2018			<0.0025	<0.0025	<0.0025
10/2/2018	<0.0025	<0.0025			
10/3/2018			<0.0025	<0.0025	<0.0025
3/26/2019	<0.0025	<0.0025	<0.0025	<0.0025	<0.0025
9/10/2019		<0.0025		<0.0025	<0.0025
9/12/2019	<0.0025		<0.0025		
3/18/2020		<0.0025		<0.0025	
3/19/2020	<0.0025		<0.0025		<0.0025
9/9/2020	<0.0025	<0.0025			
9/10/2020			<0.0025	<0.0025	<0.0025
4/1/2021		<0.0025			
4/2/2021					<0.0025
4/5/2021	<0.0025		<0.0025		
4/6/2021				<0.0025	
8/11/2021	<0.0025		<0.0025		
8/12/2021		<0.0025		<0.0025	<0.0025
2/15/2022		<0.0025		<0.0025	<0.0025
2/16/2022	<0.0025		<0.0025		
8/25/2022	<0.0025		<0.0025	<0.0025	<0.0025
8/26/2022		<0.0025			
2/27/2023		<0.0025			<0.0025
2/28/2023	<0.0025		<0.0025	<0.0025	
8/8/2023	<0.0025		<0.0025		<0.0025
8/9/2023		<0.0025		<0.0025	

Time Series

Constituent: Beryllium, Total (mg/L) Analysis Run 10/16/2023 2:42 PM

Plant Scherer Client: Southern Company Data: Scherer Cell 1-CCR

	GWC-5	GWC-6	GWC-7	GWC-8A	GWC-9
5/10/2010			<0.0025	<0.0025	<0.0025
5/11/2010	<0.0025	<0.0025			
6/16/2010					<0.0025
6/18/2010	<0.0025	<0.0025	<0.0025		
6/19/2010				<0.0025	
7/27/2010	<0.0025	<0.0025			<0.0025
7/28/2010			<0.0025	<0.0025	
9/8/2010				<0.0025	<0.0025
9/9/2010	<0.0025	<0.0025	<0.0025		
4/29/2011	<0.0025				<0.0025
4/30/2011		<0.0025	<0.0025	<0.0025	
10/27/2011				<0.0025	<0.0025
10/28/2011	<0.0025				
10/29/2011		<0.0025	<0.0025		
5/3/2012					<0.0025
5/4/2012	<0.0025	<0.0025	<0.0025	<0.0025	
11/10/2012	<0.0025	<0.0025	<0.0025		
11/11/2012				<0.0025	<0.0025
5/9/2013	<0.0025	<0.0025	<0.0025		<0.0025
5/10/2013				<0.0025	
11/6/2013	<0.0025				<0.0025
11/7/2013		<0.0025	<0.0025	<0.0025	
5/21/2014		<0.0025	<0.0025	<0.0025	<0.0025
5/22/2014	<0.0025				
11/9/2014	<0.0025	<0.0025			
11/12/2014			<0.0025		<0.0025
11/13/2014				<0.0025	
5/23/2015				<0.0025	<0.0025
5/24/2015	<0.0025	<0.0025	<0.0025		
11/11/2015	<0.0025	<0.0025	<0.0025	<0.0025	
11/12/2015					<0.0025
4/12/2016		<0.0025			
4/13/2016			<0.0025 (D)		<0.0025 (D)
4/19/2016	<0.0025			<0.0025	
6/20/2016		<0.0025	<0.0025		
6/22/2016	<0.0025				<0.0025
8/12/2016		<0.0025			
8/15/2016			<0.0025		<0.0025
8/16/2016	<0.0025				
10/6/2016	<0.0025	<0.0025	<0.0025		<0.0025
10/10/2016				<0.0025	
11/30/2016		<0.0025			
12/1/2016	<0.0025		<0.0025	<0.0025	<0.0025
2/8/2017					<0.0025
2/9/2017	<0.0025	<0.0025	<0.0025	<0.0025	
4/6/2017	<0.0025	<0.0025			<0.0025
4/7/2017			<0.0025	<0.0025	
6/21/2017	<0.0025	<0.0025		<0.0025	<0.0025
6/22/2017			<0.0025		
8/15/2017				<0.0025	
9/1/2017				<0.0025	
10/5/2017	<0.0025				<0.0025

Time Series

Constituent: Beryllium, Total (mg/L) Analysis Run 10/16/2023 2:42 PM
Plant Scherer Client: Southern Company Data: Scherer Cell 1-CCR

	GWC-5	GWC-6	GWC-7	GWC-8A	GWC-9
10/6/2017		<0.0025	<0.0025		
10/9/2017				<0.0025	
3/21/2018		<0.0025			<0.0025
3/22/2018	<0.0025		<0.0025	<0.0025	
10/2/2018					<0.0025
10/3/2018	<0.0025	<0.0025			
10/4/2018			<0.0025	<0.0025	
3/26/2019		<0.0025			
3/27/2019	<0.0025		<0.0025	<0.0025	<0.0025
9/11/2019	<0.0025	<0.0025	<0.0025	<0.0025	<0.0025
3/18/2020	<0.0025	<0.0025		<0.0025	<0.0025
3/19/2020			<0.0025		
9/9/2020	<0.0025			<0.0025	<0.0025
9/10/2020		<0.0025	0.00018 (J)		
4/1/2021	<0.0025		<0.0025		<0.0025
4/5/2021		<0.0025		0.00038 (J)	
8/11/2021		<0.0025	<0.0025		
8/12/2021	0.00022 (J)			<0.0025	<0.0025
2/15/2022	<0.0025	<0.0025	<0.0025	<0.0025	<0.0025
8/25/2022	<0.0025	<0.0025	<0.0025	<0.0025	<0.0025
2/27/2023		<0.0025	<0.0025	<0.0025	<0.0025
2/28/2023	<0.0025				
8/8/2023	<0.0025	<0.0025	<0.0025	<0.0025	<0.0025

Time Series

Constituent: Boron (mg/L) Analysis Run 10/16/2023 2:42 PM
 Plant Scherer Client: Southern Company Data: Scherer Cell 1-CCR

	GWA-15 (bg)	GWA-16 (bg)	GWA-17 (bg)	GWC-1	GWC-10
4/6/2016	<0.08	<0.08	<0.08		
4/12/2016				<0.08	
4/13/2016					<0.08 (D)
6/15/2016	<0.08	<0.08	0.0028 (J)		
6/16/2016				<0.08	
6/21/2016					<0.08
8/10/2016	<0.08	<0.08	<0.08		
8/11/2016				<0.08	
8/15/2016					<0.08
10/4/2016	<0.08	<0.08		<0.08	
10/5/2016			<0.08		<0.08
11/29/2016		<0.08	<0.08		
11/30/2016	<0.08			<0.08	
12/1/2016					<0.08
2/7/2017	<0.08	<0.08	<0.08	<0.08	
2/8/2017					<0.08
4/4/2017	<0.08	<0.08	<0.08		
4/5/2017				<0.08	
4/6/2017					<0.08
6/20/2017	<0.08	<0.08	<0.08	<0.08	
6/21/2017					<0.08
10/4/2017	<0.08			<0.08	
10/5/2017		<0.08	<0.08		<0.08
3/20/2018	<0.08 (D)	<0.08	<0.08	<0.08	
3/21/2018					<0.08
10/2/2018	<0.08	<0.08	<0.08	<0.08	<0.08
3/26/2019	<0.08	<0.08	<0.08	<0.08	
3/27/2019					<0.08
9/10/2019	<0.08	<0.08	<0.08	<0.08	
9/11/2019					<0.08
3/18/2020	<0.08	<0.08	<0.08	<0.08	<0.08
9/9/2020	<0.08	<0.08	<0.08	<0.08	<0.08
4/1/2021	<0.08	<0.08	<0.08	0.053 (J)	<0.08
8/11/2021	<0.08	<0.08	<0.08		
8/17/2021					<0.08
8/18/2021				<0.08	
2/15/2022	<0.08	<0.08	<0.08	<0.08	<0.08
8/24/2022			<0.08	<0.08	
8/25/2022	<0.08	<0.08			0.11
12/28/2022					0.098 (R)
2/21/2023					<0.08
2/27/2023				<0.08	
2/28/2023	<0.08	<0.08	<0.08		
8/3/2023	0.03 (J)	<0.08	<0.08		
8/9/2023				<0.08	<0.08

Time Series

Constituent: Boron (mg/L) Analysis Run 10/16/2023 2:42 PM
Plant Scherer Client: Southern Company Data: Scherer Cell 1-CCR

	GWC-11	GWC-12	GWC-13	GWC-14	GWC-18
4/11/2016					<0.08
4/13/2016	<0.08 (D)	<0.08 (D)	<0.08 (D)	<0.08 (D)	
6/16/2016					<0.08
6/21/2016	<0.08	<0.08	<0.08	<0.08	
8/11/2016					<0.08
8/15/2016	<0.08	<0.08	<0.08	<0.08	
10/4/2016				<0.08	
10/5/2016	<0.08	<0.08			<0.08
10/7/2016			<0.08		
11/29/2016					<0.08
12/1/2016	<0.08	<0.08	<0.08	<0.08	
2/7/2017				<0.08	
2/8/2017	<0.08	<0.08			<0.08
2/9/2017			<0.08		
4/5/2017		<0.08			
4/6/2017	<0.08		<0.08	<0.08	<0.08
6/20/2017	<0.08	<0.08		<0.08	
6/21/2017					<0.08
6/22/2017			<0.08		
10/5/2017	<0.08	<0.08		<0.08	<0.08
10/6/2017			<0.08		
3/20/2018				<0.08	<0.08
3/21/2018	<0.08	<0.08 (D)			
3/22/2018			<0.08		
10/2/2018	<0.08	<0.08		<0.08	<0.08
10/3/2018			<0.08		
3/26/2019		<0.08	<0.08	<0.08	<0.08
3/27/2019	<0.08				
9/11/2019	<0.08	<0.08	<0.08	<0.08	<0.08
3/18/2020	<0.08	<0.08	<0.08	<0.08	<0.08
9/9/2020				<0.08	<0.08
9/10/2020	<0.08	<0.08	<0.08		
4/1/2021	<0.08	<0.08		<0.08	<0.08
4/6/2021			0.056 (J)		
8/11/2021	<0.08	<0.08	<0.08	<0.08	<0.08
2/16/2022	<0.08	<0.08	<0.08	<0.08	<0.08
8/25/2022	<0.08				<0.08
8/26/2022		<0.08	<0.08	<0.08	
2/27/2023	<0.08	<0.08	<0.08	<0.08	
2/28/2023					<0.08
8/9/2023	<0.08	<0.08	<0.08	<0.08	<0.08

Time Series

Constituent: Boron (mg/L) Analysis Run 10/16/2023 2:42 PM
Plant Scherer Client: Southern Company Data: Scherer Cell 1-CCR

	GWC-19	GWC-2	GWC-20	GWC-3	GWC-4
4/11/2016	<0.08				
4/12/2016		<0.08	<0.08	<0.08 (D)	<0.08
6/16/2016	<0.08	<0.08	<0.08		
6/20/2016				<0.08	<0.08
8/11/2016	<0.08	<0.08	<0.08		
8/12/2016				<0.08	<0.08
10/4/2016		<0.08			
10/5/2016	<0.08		<0.08	<0.08	
10/6/2016					<0.08
11/29/2016	<0.08				
11/30/2016		<0.08	<0.08	<0.08	<0.08
2/7/2017		<0.08			
2/8/2017	<0.08		<0.08	<0.08	<0.08
4/5/2017	<0.08				
4/6/2017		<0.08	<0.08	<0.08	<0.08
6/20/2017		<0.08			
6/21/2017	<0.08		<0.08	<0.08	
6/22/2017					<0.08
10/4/2017		<0.08			
10/5/2017	<0.08		<0.08	<0.08	
10/6/2017					<0.08
3/20/2018	<0.08	<0.08			
3/21/2018			<0.08	<0.08	<0.08
10/2/2018	<0.08	<0.08			
10/3/2018			<0.08	<0.08	<0.08
3/26/2019	<0.08	<0.08	<0.08	<0.08	<0.08
9/10/2019		<0.08		<0.08	<0.08
9/12/2019	<0.08		<0.08		
3/18/2020		<0.08		<0.08	
3/19/2020	<0.08		<0.08		<0.08
9/9/2020	<0.08	<0.08			
9/10/2020			<0.08	<0.08	<0.08
4/1/2021		<0.08			
4/2/2021					<0.08
4/5/2021	<0.08		<0.08		
4/6/2021				0.078 (J)	
8/11/2021	<0.08		<0.08		
8/12/2021		<0.08		<0.08	<0.08
2/15/2022		<0.08		<0.08	<0.08
2/16/2022	<0.08		<0.08		
8/25/2022	<0.08		0.12	<0.08	<0.08
8/26/2022		<0.08			
12/28/2022			<0.08 (R)		
2/27/2023		<0.08			<0.08
2/28/2023	<0.08		<0.08	<0.08	
8/8/2023	<0.08		<0.08		<0.08
8/9/2023		<0.08		<0.08	

Time Series

Constituent: Boron (mg/L) Analysis Run 10/16/2023 2:42 PM
 Plant Scherer Client: Southern Company Data: Scherer Cell 1-CCR

	GWC-5	GWC-6	GWC-7	GWC-8A	GWC-9
4/12/2016		<0.08			
4/13/2016			<0.08 (D)		0.0774 (JD)
4/19/2016	<0.1			0.145	
6/20/2016		<0.08	<0.08		
6/22/2016	0.238				0.0663 (J)
8/12/2016		<0.08			
8/15/2016			<0.08		0.093
8/16/2016	0.39				
10/6/2016	0.34	<0.08	<0.08		0.096
10/10/2016				0.12	
11/30/2016		<0.08			
12/1/2016	0.37		<0.08	0.12	0.12
2/8/2017					0.094
2/9/2017	0.38	<0.08	<0.08	0.13	
4/6/2017	0.4	<0.08			0.11
4/7/2017			<0.08	0.21	
6/21/2017	0.39	<0.08		0.23	0.1
6/22/2017			<0.08		
8/15/2017				0.27	
9/1/2017				0.24	
10/5/2017	0.47				0.083
10/6/2017		<0.08	<0.08		
3/21/2018		<0.08			0.089
3/22/2018	0.48		<0.08	0.25	
10/2/2018					0.083
10/3/2018	0.47	<0.08			
10/4/2018			<0.08	0.21	
3/26/2019		<0.08			
3/27/2019	0.33		<0.08	0.16	0.067
9/11/2019	0.31	<0.08	<0.08	0.21	0.083
3/18/2020	0.26	<0.08		0.16	0.058 (J)
3/19/2020			<0.08		
9/9/2020	0.24			0.13	0.088
9/10/2020		<0.08	<0.08		
4/1/2021	0.23		<0.08		0.059 (J)
4/5/2021		0.042 (J)		0.18	
8/11/2021		0.057 (J)	0.056 (J)		
8/12/2021	0.19			0.23	0.1
2/15/2022	0.19	<0.08	<0.08	0.13	0.07 (J)
8/25/2022	0.19	<0.08	<0.08	0.18	0.13
2/27/2023		<0.08	<0.08	0.14	0.082
2/28/2023	0.19				
8/8/2023	0.15	<0.08	<0.08	0.14	0.087

Time Series

Constituent: Cadmium, Total (mg/L) Analysis Run 10/16/2023 2:42 PM

Plant Scherer Client: Southern Company Data: Scherer Cell 1-CCR

	GWA-15 (bg)	GWA-16 (bg)	GWA-17 (bg)	GWC-1	GWC-10
5/8/2010			<0.0025		
5/9/2010	<0.0025	<0.0025			
5/10/2010					<0.0025
5/11/2010				<0.0025	
6/16/2010		<0.0025	<0.0025		<0.0025
6/17/2010				<0.0025	
6/18/2010	<0.0025				
7/26/2010			<0.0025		
7/27/2010		<0.0025		<0.0025	
7/28/2010	<0.0025				<0.0025
9/7/2010		<0.0025	<0.0025		
9/8/2010					<0.0025
9/9/2010	<0.0025			<0.0025	
4/28/2011				<0.0025	
4/29/2011		<0.0025	<0.0025		<0.0025
4/30/2011	<0.0025				
10/27/2011					<0.0025
10/28/2011	<0.0025	<0.0025	<0.0025		
10/29/2011				<0.0025	
5/2/2012	<0.0025	<0.0025	<0.0025		
5/3/2012				<0.0025	
5/4/2012					<0.0025
11/9/2012	<0.0025	<0.0025	<0.0025	<0.0025	
11/11/2012					<0.0025
5/8/2013	<0.0025	<0.0025	<0.0025		
5/9/2013				<0.0025	<0.0025
11/5/2013	<0.0025			<0.0025	<0.0025
11/6/2013		<0.0025	<0.0025		
5/20/2014	<0.0025	<0.0025	<0.0025		
5/21/2014					<0.0025
5/23/2014				<0.0025	
11/8/2014		<0.0025	<0.0025		
11/12/2014	<0.0025				<0.0025
11/13/2014				<0.0025	
5/22/2015	<0.0025	<0.0025	<0.0025		
5/23/2015				<0.0025	<0.0025
11/9/2015		<0.0025	<0.0025		
11/11/2015	<0.0025			<0.0025	
11/12/2015					<0.0025
4/6/2016	<0.0025	<0.0025	<0.0025		
4/12/2016				<0.0025	
4/13/2016					<0.0025 (D)
6/15/2016	<0.0025	<0.0025	<0.0025		
6/16/2016				<0.0025	
6/21/2016					<0.0025
8/10/2016	<0.0025	<0.0025	<0.0025		
8/11/2016				<0.0025	
8/15/2016					<0.0025
10/4/2016	<0.0025	<0.0025		<0.0025	
10/5/2016			<0.0025		<0.0025
11/29/2016		<0.0025	<0.0025		
11/30/2016	<0.0025			<0.0025	

Time Series

Constituent: Cadmium, Total (mg/L) Analysis Run 10/16/2023 2:42 PM

Plant Scherer Client: Southern Company Data: Scherer Cell 1-CCR

	GWA-15 (bg)	GWA-16 (bg)	GWA-17 (bg)	GWC-1	GWC-10
12/1/2016					<0.0025
2/7/2017	<0.0025	<0.0025	<0.0025	<0.0025	
2/8/2017					<0.0025
4/4/2017	<0.0025	<0.0025	<0.0025		
4/5/2017				<0.0025	
4/6/2017					<0.0025
6/20/2017	<0.0025	<0.0025	<0.0025	<0.0025	
6/21/2017					<0.0025
10/4/2017	<0.0025			<0.0025	
10/5/2017		<0.0025	<0.0025		<0.0025
3/20/2018	<0.0025 (D)	<0.0025	<0.0025	<0.0025	
3/21/2018					<0.0025
10/2/2018	<0.0025	<0.0025	<0.0025	<0.0025	<0.0025
3/26/2019	<0.0025	<0.0025	<0.0025	<0.0025	
3/27/2019					<0.0025
9/10/2019	<0.0025	<0.0025	0.00013 (J)	<0.0025	
9/11/2019					<0.0025
3/18/2020	<0.0025	<0.0025	<0.0025	<0.0025	<0.0025
9/9/2020	<0.0025	<0.0025	<0.0025	<0.0025	<0.0025
4/1/2021	<0.0025	<0.0025	<0.0025	<0.0025	<0.0025
8/11/2021	<0.0025	<0.0025	<0.0025		
8/17/2021					<0.0025
8/18/2021				<0.0025	
2/15/2022	<0.0025	<0.0025	<0.0025	<0.0025	<0.0025
8/24/2022			<0.0025	<0.0025	
8/25/2022	<0.0025	<0.0025			<0.0025
2/21/2023					<0.0025
2/27/2023				<0.0025	
2/28/2023	<0.0025	<0.0025	<0.0025		
8/3/2023	<0.0025	<0.0025	<0.0025		
8/9/2023				<0.0025	<0.0025

Time Series

Constituent: Cadmium, Total (mg/L) Analysis Run 10/16/2023 2:42 PM

Plant Scherer Client: Southern Company Data: Scherer Cell 1-CCR

	GWC-11	GWC-12	GWC-13	GWC-14	GWC-18
5/9/2010		<0.0025	<0.0025	<0.0025	
5/10/2010	<0.0025				<0.0025
6/16/2010	<0.0025				<0.0025
6/18/2010		<0.0025	<0.0025	<0.0025	
7/26/2010					<0.0025
7/27/2010	<0.0025	<0.0025			
7/28/2010				<0.0025	
7/29/2010			<0.0025		
9/7/2010					<0.0025
9/8/2010	<0.0025	<0.0025			
9/9/2010			<0.0025	<0.0025	
4/26/2011			<0.0025		
4/29/2011	<0.0025	<0.0025			<0.0025
4/30/2011				<0.0025	
10/27/2011	<0.0025				
10/28/2011		<0.0025	<0.0025	<0.0025	<0.0025
5/2/2012					<0.0025
5/3/2012		<0.0025		<0.0025	
5/4/2012	<0.0025		<0.0025		
11/9/2012					<0.0025
11/10/2012	<0.0025	<0.0025		<0.0025	
11/11/2012			<0.0025		
5/8/2013			<0.0025	<0.0025	<0.0025
5/9/2013	<0.0025	<0.0025			
11/5/2013				<0.0025	
11/6/2013	<0.0025	<0.0025			<0.0025
11/7/2013			<0.0025		
5/20/2014	<0.0025	<0.0025	<0.0025	<0.0025	
5/23/2014					<0.0025
11/8/2014					<0.0025
11/12/2014	<0.0025	<0.0025	<0.0025	<0.0025	
5/22/2015					<0.0025
5/23/2015		<0.0025			
5/24/2015	<0.0025		<0.0025	<0.0025	
11/10/2015					<0.0025
11/11/2015				<0.0025	
11/12/2015	<0.0025	<0.0025	<0.0025		
4/11/2016					<0.0025
4/13/2016	<0.0025 (D)	<0.0025 (D)	<0.0025 (D)	<0.0025 (D)	
6/16/2016					<0.0025
6/21/2016	<0.0025	<0.0025	<0.0025	<0.0025	
8/11/2016					<0.0025
8/15/2016	<0.0025	<0.0025	<0.0025	<0.0025	
10/4/2016				<0.0025	
10/5/2016	<0.0025	<0.0025			<0.0025
10/7/2016			<0.0025		
11/29/2016					<0.0025
12/1/2016	<0.0025	<0.0025	<0.0025	<0.0025	
2/7/2017				<0.0025	
2/8/2017	<0.0025	<0.0025			<0.0025
2/9/2017			<0.0025		
4/5/2017		<0.0025			

Time Series

Constituent: Cadmium, Total (mg/L) Analysis Run 10/16/2023 2:42 PM

Plant Scherer Client: Southern Company Data: Scherer Cell 1-CCR

	GWC-11	GWC-12	GWC-13	GWC-14	GWC-18
4/6/2017	<0.0025		<0.0025	<0.0025	<0.0025
6/20/2017	<0.0025	<0.0025		<0.0025	
6/21/2017					<0.0025
6/22/2017			<0.0025		
10/5/2017	<0.0025	<0.0025		<0.0025	<0.0025
10/6/2017			<0.0025		
3/20/2018				<0.0025	<0.0025
3/21/2018	<0.0025	<0.0025 (D)			
3/22/2018			<0.0025		
10/2/2018	<0.0025	<0.0025		<0.0025	<0.0025
10/3/2018			<0.0025		
3/26/2019		<0.0025	<0.0025	<0.0025	<0.0025
3/27/2019	<0.0025				
9/11/2019	<0.0025	<0.0025	<0.0025	<0.0025	<0.0025
3/18/2020	<0.0025	<0.0025	<0.0025	<0.0025	<0.0025
9/9/2020				<0.0025	<0.0025
9/10/2020	0.001 (J)	<0.0025	<0.0025		
4/1/2021	<0.0025	<0.0025		<0.0025	<0.0025
4/6/2021			<0.0025		
8/11/2021	<0.0025	<0.0025	<0.0025	<0.0025	<0.0025
2/16/2022	<0.0025	<0.0025	<0.0025	<0.0025	<0.0025
8/25/2022	<0.0025				<0.0025
8/26/2022		<0.0025	<0.0025	<0.0025	
2/27/2023	<0.0025	<0.0025	<0.0025	<0.0025	
2/28/2023					<0.0025
8/9/2023	<0.0025	<0.0025	<0.0025	<0.0025	<0.0025

Time Series

Constituent: Cadmium, Total (mg/L) Analysis Run 10/16/2023 2:42 PM

Plant Scherer Client: Southern Company Data: Scherer Cell 1-CCR

	GWC-19	GWC-2	GWC-20	GWC-3	GWC-4
5/11/2010	<0.0025	<0.0025	<0.0025	<0.0025	<0.0025
6/16/2010	<0.0025				
6/17/2010			<0.0025	<0.0025	<0.0025
6/19/2010		<0.0025			
7/27/2010	<0.0025	<0.0025	<0.0025		
7/28/2010				<0.0025	<0.0025
9/7/2010	<0.0025		<0.0025	<0.0025	
9/8/2010					<0.0025
9/9/2010		<0.0025			
4/28/2011		<0.0025			<0.0025
4/29/2011	<0.0025		<0.0025	<0.0025	
10/28/2011	<0.0025	<0.0025	<0.0025	<0.0025	
10/29/2011					<0.0025
5/2/2012	<0.0025				
5/3/2012		<0.0025	<0.0025	<0.0025	<0.0025
11/9/2012	<0.0025	<0.0025		<0.0025	
11/10/2012			<0.0025		<0.0025
5/9/2013	<0.0025	<0.0025	<0.0025		
5/10/2013				<0.0025	<0.0025
11/5/2013		<0.0025			
11/6/2013	<0.0025		<0.0025	<0.0025	<0.0025
5/22/2014	<0.0025	<0.0025	<0.0025	<0.0025	<0.0025
11/8/2014	<0.0025				
11/9/2014			<0.0025	<0.0025	<0.0025
11/13/2014		<0.0025			
5/22/2015				<0.0025	<0.0025
5/23/2015	<0.0025				
5/24/2015		<0.0025	<0.0025		
11/10/2015	<0.0025		<0.0025	<0.0025	
11/11/2015		<0.0025			<0.0025
4/11/2016	<0.0025				
4/12/2016		<0.0025	<0.0025	<0.0025 (D)	<0.0025
6/16/2016	<0.0025	<0.0025	<0.0025		
6/20/2016				<0.0025	<0.0025
8/11/2016	<0.0025	<0.0025	<0.0025		
8/12/2016				<0.0025	<0.0025
10/4/2016		<0.0025			
10/5/2016	<0.0025		<0.0025	<0.0025	
10/6/2016					<0.0025
11/29/2016	<0.0025				
11/30/2016		<0.0025	<0.0025	<0.0025	<0.0025
2/7/2017		<0.0025			
2/8/2017	<0.0025		<0.0025	<0.0025	<0.0025
4/5/2017	<0.0025				
4/6/2017		<0.0025	<0.0025	<0.0025	<0.0025
6/20/2017		<0.0025			
6/21/2017	<0.0025		<0.0025	<0.0025	
6/22/2017					<0.0025
10/4/2017		<0.0025			
10/5/2017	<0.0025		<0.0025	<0.0025	
10/6/2017					<0.0025
3/20/2018	<0.0025	<0.0025			

Time Series

Constituent: Cadmium, Total (mg/L) Analysis Run 10/16/2023 2:42 PM
Plant Scherer Client: Southern Company Data: Scherer Cell 1-CCR

	GWC-19	GWC-2	GWC-20	GWC-3	GWC-4
3/21/2018			<0.0025	<0.0025	<0.0025
10/2/2018	<0.0025	<0.0025			
10/3/2018			<0.0025	<0.0025	<0.0025
3/26/2019	<0.0025	<0.0025	<0.0025	<0.0025	<0.0025
9/10/2019		<0.0025		<0.0025	<0.0025
9/12/2019	<0.0025		<0.0025		
3/18/2020		<0.0025		<0.0025	
3/19/2020	<0.0025		<0.0025		<0.0025
9/9/2020	<0.0025	<0.0025			
9/10/2020			<0.0025	<0.0025	<0.0025
4/1/2021		0.00038 (J)			
4/2/2021					<0.0025
4/5/2021	<0.0025		<0.0025		
4/6/2021				<0.0025	
8/11/2021	<0.0025		<0.0025		
8/12/2021		<0.0025		<0.0025	<0.0025
2/15/2022		<0.0025		<0.0025	<0.0025
2/16/2022	<0.0025		<0.0025		
8/25/2022	<0.0025		<0.0025	<0.0025	<0.0025
8/26/2022		<0.0025			
2/27/2023		<0.0025			<0.0025
2/28/2023	<0.0025		<0.0025	<0.0025	
8/8/2023	<0.0025		<0.0025		<0.0025
8/9/2023		<0.0025		<0.0025	

Time Series

Constituent: Cadmium, Total (mg/L) Analysis Run 10/16/2023 2:42 PM

Plant Scherer Client: Southern Company Data: Scherer Cell 1-CCR

	GWC-5	GWC-6	GWC-7	GWC-8A	GWC-9
5/10/2010			<0.0025	<0.0025	<0.0025
5/11/2010	<0.0025	<0.0025			
6/16/2010					<0.0025
6/18/2010	<0.0025	<0.0025	<0.0025		
6/19/2010				<0.0025	
7/27/2010	<0.0025	<0.0025			<0.0025
7/28/2010			<0.0025	<0.0025	
9/8/2010				0.001	<0.0025
9/9/2010	<0.0025	<0.0025	<0.0025		
4/29/2011	<0.0025				<0.0025
4/30/2011		<0.0025	<0.0025	0.0014	
10/27/2011				0.0011	<0.0025
10/28/2011	<0.0025				
10/29/2011		<0.0025	<0.0025		
5/3/2012					<0.0025
5/4/2012	<0.0025	<0.0025	<0.0025	<0.0025	
11/10/2012	<0.0025	<0.0025	<0.0025		
11/11/2012				<0.0025	<0.0025
5/9/2013	<0.0025	<0.0025	<0.0025		<0.0025
5/10/2013				0.0016	
11/6/2013	<0.0025				<0.0025
11/7/2013		<0.0025	<0.0025	0.001	
5/21/2014		<0.0025	<0.0025	<0.0025	<0.0025
5/22/2014	<0.0025				
11/9/2014	<0.0025	<0.0025			
11/12/2014			<0.0025		<0.0025
11/13/2014				<0.0025	
5/23/2015				<0.0025	<0.0025
5/24/2015	<0.0025	<0.0025	<0.0025		
11/11/2015	<0.0025	<0.0025	<0.0025	<0.0025	
11/12/2015					<0.0025
4/12/2016		<0.0025			
4/13/2016			<0.0025 (D)		<0.0025 (D)
4/19/2016	<0.0025			0.000379 (J)	
6/20/2016		<0.0025	<0.0025		
6/22/2016	<0.0025				<0.0025
8/12/2016		<0.0025			
8/15/2016			<0.0025		<0.0025
8/16/2016	<0.0025				
10/6/2016	<0.0025	<0.0025	<0.0025		<0.0025
10/10/2016				<0.0025	
11/30/2016		<0.0025			
12/1/2016	<0.0025		<0.0025	<0.0025	<0.0025
2/8/2017					<0.0025
2/9/2017	<0.0025	<0.0025	<0.0025	0.00037 (J)	
4/6/2017	<0.0025	<0.0025			<0.0025
4/7/2017			<0.0025	<0.0025	
6/21/2017	<0.0025	<0.0025		<0.0025	<0.0025
6/22/2017			<0.0025		
8/15/2017				<0.0025	
9/1/2017				<0.0025	
10/5/2017	<0.0025				<0.0025

Time Series

Constituent: Cadmium, Total (mg/L) Analysis Run 10/16/2023 2:42 PM
Plant Scherer Client: Southern Company Data: Scherer Cell 1-CCR

	GWC-5	GWC-6	GWC-7	GWC-8A	GWC-9
10/6/2017		<0.0025	<0.0025		
10/9/2017				<0.0025	
3/21/2018		<0.0025			<0.0025
3/22/2018	<0.0025		<0.0025	<0.0025	
10/2/2018					<0.0025
10/3/2018	<0.0025	<0.0025			
10/4/2018			<0.0025	<0.0025	
3/26/2019		<0.0025			
3/27/2019	<0.0025		<0.0025	<0.0025	<0.0025
9/11/2019	<0.0025	<0.0025	<0.0025	<0.0025	<0.0025
3/18/2020	<0.0025	<0.0025		<0.0025	<0.0025
3/19/2020			<0.0025		
9/9/2020	<0.0025			<0.0025	<0.0025
9/10/2020		<0.0025	<0.0025		
4/1/2021	<0.0025		<0.0025		<0.0025
4/5/2021		<0.0025		0.0003 (J)	
8/11/2021		<0.0025	<0.0025		
8/12/2021	<0.0025			<0.0025	<0.0025
2/15/2022	<0.0025	<0.0025	<0.0025	<0.0025	<0.0025
8/25/2022	<0.0025	<0.0025	<0.0025	<0.0025	<0.0025
2/27/2023		<0.0025	<0.0025	<0.0025	<0.0025
2/28/2023	<0.0025				
8/8/2023	<0.0025	<0.0025	<0.0025	<0.0025	<0.0025

Time Series

Constituent: Calcium (mg/L) Analysis Run 10/16/2023 2:42 PM
Plant Scherer Client: Southern Company Data: Scherer Cell 1-CCR

	GWA-15 (bg)	GWA-16 (bg)	GWA-17 (bg)	GWC-1	GWC-10
4/6/2016	3.62	12.1	6.58		
4/12/2016				17.1	
4/13/2016					15.6 (D)
6/15/2016	4.5	11.8	6.9		
6/16/2016				19.8	
6/21/2016					14.4
8/10/2016	3.8	10	5.5		
8/11/2016				15	
8/15/2016					14
10/4/2016	5.3	14		17	
10/5/2016			6.8		17
11/29/2016		10	4.8		
11/30/2016	4.7			16	
12/1/2016					15
2/7/2017	3.8	12	7.8	17	
2/8/2017					17
4/4/2017	3.8	11	6.4		
4/5/2017				16	
4/6/2017					16
6/20/2017	4.1	11	7	17	
6/21/2017					16 (D)
10/4/2017	4.6			19	
10/5/2017		13	6.6		19
3/20/2018	4.2 (D)	12	6.6	18	
3/21/2018					17
10/2/2018	4.2	11	5.8	16	17
3/26/2019	4	11	6.7	16	
3/27/2019					16
9/10/2019	4.8	12	7.5	17	
9/11/2019					18
3/18/2020	3.8	12	7.3	19	20
9/9/2020	4	11	7.3	17	20
4/1/2021	4	12	7.8	18	19
8/11/2021	4.1	11	7.3		
8/17/2021					18
8/18/2021				18	
2/15/2022	3.6	10	7.1	16	17
8/24/2022			8.9	17	
8/25/2022	4.9	13			20
2/21/2023					20
2/27/2023				19	
2/28/2023	4.1	13	8.7		
8/3/2023	4.7	13	8.3		
8/9/2023				18	18

Time Series

Constituent: Calcium (mg/L) Analysis Run 10/16/2023 2:42 PM
Plant Scherer Client: Southern Company Data: Scherer Cell 1-CCR

	GWC-11	GWC-12	GWC-13	GWC-14	GWC-18
4/11/2016					10.5
4/13/2016	12.8 (D)	1.18 (D)	5.71 (D)	6.55 (D)	
6/16/2016					11.6
6/21/2016	11.6	1.12	5.54	6.04	
8/11/2016					10
8/15/2016	11	0.95	5.8	5.9	
10/4/2016				6.6	
10/5/2016	14	1			11
10/7/2016			6.1		
11/29/2016					9.6
12/1/2016	12	0.92	5.8	5.4	
2/7/2017				6.1	
2/8/2017	13	1.2			10
2/9/2017			6.3		
4/5/2017		1.1			
4/6/2017	12		5.8	6.1	9.7
6/20/2017	13	0.96		6.6	
6/21/2017					9.7 (D)
6/22/2017			6.4 (D)		
10/5/2017	14	1.1		7.2	11
10/6/2017			7.4		
3/20/2018				6.6	11
3/21/2018	13	1.3 (D)			
3/22/2018			6.8		
10/2/2018	12	0.86		6.5	9.6
10/3/2018			6.4		
3/26/2019		1.1	6.3	6.4	9.6
3/27/2019	12				
9/11/2019	13	0.94	7	7.3	10
3/18/2020	14	1.6	9.3	6.9	11
9/9/2020				6.5	10
9/10/2020	13	1.1	6.7		
4/1/2021	13	1.2		6.2	11
4/6/2021			7.4		
8/11/2021	13	1	6.7	6.9	10
2/16/2022	12	1.1	6.7	6.3	9.7
8/25/2022	14				11
8/26/2022		0.99	7.5	7	
2/27/2023	14	1.2	8.1	7.3	
2/28/2023					11
8/9/2023	14	1.1	7.7	7.2	11

Time Series

Constituent: Calcium (mg/L) Analysis Run 10/16/2023 2:42 PM
Plant Scherer Client: Southern Company Data: Scherer Cell 1-CCR

	GWC-19	GWC-2	GWC-20	GWC-3	GWC-4
4/11/2016	10.4				
4/12/2016		17	13.5	8.52 (D)	11
6/16/2016	12.2	19.7	15		
6/20/2016				7.7	10.1
8/11/2016	9.5	15	12		
8/12/2016				7.3	9.9
10/4/2016		18			
10/5/2016	11		14	8.4	
10/6/2016					12
11/29/2016	9.8				
11/30/2016		16	12	8	11
2/7/2017		18			
2/8/2017	10		14	9.3	13
4/5/2017	10				
4/6/2017		16	13	8.1	12
6/20/2017		17			
6/21/2017	10 (D)		13 (D)	9.2 (D)	
6/22/2017					13 (D)
10/4/2017		19			
10/5/2017	12		15	10	
10/6/2017					15
3/20/2018	12	18			
3/21/2018			14	9.3	15
10/2/2018	11	16			
10/3/2018			13	7.5	13
3/26/2019	11	17	12	7.3	13
9/10/2019		18		6.6	12
9/12/2019	14		14		
3/18/2020		18		5.9	
3/19/2020	14		14		14
9/9/2020	15	17			
9/10/2020			13	6.3	13
4/1/2021		17			
4/2/2021					15
4/5/2021	15		14		
4/6/2021				7.4	
8/11/2021			14		
8/12/2021		17		6.6	13
10/7/2021	17				
2/15/2022		16		6	15
2/16/2022	15		13		
8/25/2022	18		15	5.5	17
8/26/2022		18			
12/28/2022	19 (R)				20 (R)
2/27/2023		19			26
2/28/2023	18		16	5.9	
8/8/2023	18		16		25
8/9/2023		18		6.7	

Time Series

Constituent: Calcium (mg/L) Analysis Run 10/16/2023 2:42 PM
Plant Scherer Client: Southern Company Data: Scherer Cell 1-CCR

	GWC-5	GWC-6	GWC-7	GWC-8A	GWC-9
4/12/2016		17.8			
4/13/2016			14 (D)		18 (D)
4/19/2016	198			20	
6/20/2016		19.5	13.8		
6/22/2016	132				16.7
8/12/2016		17			
8/15/2016			13		16
8/16/2016	94				
10/6/2016	100	19	14		17
10/10/2016				19	
11/30/2016		19			
12/1/2016	100		13	18	17
2/8/2017					18
2/9/2017	120	18	14	20	
4/6/2017	140	18			17
4/7/2017			14	27	
6/21/2017	160 (D)	19 (D)		27 (D)	17 (D)
6/22/2017			14 (D)		
8/15/2017				29	
9/1/2017				32	
10/5/2017	130				19
10/6/2017		19	16		
3/21/2018		19			19
3/22/2018	130		15	30	
10/2/2018					16
10/3/2018	88	16			
10/4/2018			13	37	
3/26/2019		16			
3/27/2019	75		14	47	16
9/11/2019	46	19	14	37	17
3/18/2020	61	15		53	16
3/19/2020			15		
9/9/2020	35			64	16
9/10/2020		16	15		
4/1/2021	40		15		16
4/5/2021		16		52	
8/11/2021		16	14		
8/12/2021	46			37	18
2/15/2022	36	15	13	49	16
8/25/2022	37	19	16	39	21
12/28/2022					18 (R)
2/27/2023		17	16	64	20
2/28/2023	34				
8/8/2023	30	15	15	53	18

Time Series

Constituent: Chloride (mg/L) Analysis Run 10/16/2023 2:42 PM
Plant Scherer Client: Southern Company Data: Scherer Cell 1-CCR

	GWA-15 (bg)	GWA-16 (bg)	GWA-17 (bg)	GWC-1	GWC-10
4/6/2016	5.342	1.789	1.69		
4/12/2016				4.32	
4/13/2016					2.04 (D)
6/15/2016	5.2	2.1	1.9		
6/16/2016				3.8	
6/21/2016					2.2
8/10/2016	5.5	1.8	1.7		
8/11/2016				4	
8/15/2016					2.2
10/4/2016	5.4	1.7		3.6	
10/5/2016			1.6		2.1
11/29/2016		1.7	1.7		
11/30/2016	5.4			3.8	
12/1/2016					2.1
2/7/2017	5.1	1.6	1.6	4.3	
2/8/2017					2.3
4/4/2017	5.1	1.6	1.5		
4/5/2017				4.1	
4/6/2017					2.2
6/20/2017	5.2	1.6	1.5	3.9	
6/21/2017					2.3
10/4/2017	5.2			3.6	
10/5/2017		1.5	1.5		2.3
3/20/2018	5.6 (D)	1.5	1.4	3.9	
3/21/2018					2.3
10/2/2018	6.3	1.6	1.5	3.7	2.6
3/26/2019	5.5	1.5	1.3	3.6	
3/27/2019					2.4
9/10/2019	5.2	1.4	1.3	2.9	
9/11/2019					2.9
3/18/2020	5.4	1.7	2	4.2	4.1
9/9/2020	6.1	1.6	1.3	3.9	4.3
4/1/2021	7	1.8	1.5	4.2	4.4
8/11/2021	7.2	1.8	1.4		
8/17/2021					3.1
8/18/2021				4	
2/15/2022	6.5	1.6	1.4	4	4.6
8/24/2022			1.4	3.6	
8/25/2022	6.9	1.6			5
2/21/2023					4.3
2/27/2023				3.8	
2/28/2023	6.3	1.7	1.4		
8/3/2023	6.3	1.6	1.3		
8/9/2023				3.5	3.7

Time Series

Constituent: Chloride (mg/L) Analysis Run 10/16/2023 2:42 PM
Plant Scherer Client: Southern Company Data: Scherer Cell 1-CCR

	GWC-11	GWC-12	GWC-13	GWC-14	GWC-18
4/11/2016					2.53
4/13/2016	1.78 (D)	1.8 (D)	1.82 (D)	2.71 (D)	
6/16/2016					2.5
6/21/2016	2	2	1.9	3	
8/11/2016					2.6
8/15/2016	1.9	1.8	1.6	3.1	
10/4/2016				3	
10/5/2016	1.8	1.7			2.5
10/7/2016			1.5		
11/29/2016					2.4
12/1/2016	1.8	1.7	1.4	3.1	
2/7/2017				2.9	
2/8/2017	1.8	1.7			2.5
2/9/2017			1.5		
4/5/2017		1.7			
4/6/2017	1.7		1.4	2.7	2.4
6/20/2017	1.7	1.6		2.9	
6/21/2017					2.4
6/22/2017			1.5		
10/5/2017	1.7	1.6		2.8	2.3
10/6/2017			1.3		
3/20/2018				2.7	2.3
3/21/2018	1.6	1.6 (D)			
3/22/2018			1.4		
10/2/2018	1.7	1.6		3	2.5
10/3/2018			1.5		
3/26/2019		1.7	1.6	2.5	2.7
3/27/2019	1.5				
9/11/2019	1.8	1.9	1.5	3.1	2.6
3/18/2020	1.9	2.1	1.6	3	2.7
9/9/2020				2.9	2.8
9/10/2020	1.9	1.8	1.7		
4/1/2021	1.9	2		3.8	2.8
4/6/2021			1.8		
8/11/2021	1.8	1.8	1.6	3.7	2.9
2/16/2022	1.7	1.9	1.5	3.2	2.7
8/25/2022	1.8				2.8
8/26/2022		1.7	1.5	3.3	
2/27/2023	1.8	1.9	1.5	3.5	
2/28/2023					2.8
8/9/2023	1.7	1.8	1.4	3.5	2.6

Time Series

Constituent: Chloride (mg/L) Analysis Run 10/16/2023 2:42 PM
Plant Scherer Client: Southern Company Data: Scherer Cell 1-CCR

	GWC-19	GWC-2	GWC-20	GWC-3	GWC-4
4/11/2016	1.84				
4/12/2016		2.34	2.03	3.04 (D)	4.57
6/16/2016	1.9	2.4	2.2		
6/20/2016				3.1	3.1
8/11/2016	1.9	2.4	2.1		
8/16/2016				3.2	3.2
10/4/2016		2.2			
10/5/2016	1.7		1.9	3.2	
10/6/2016					3.4
11/29/2016	1.7				
11/30/2016		2.2	2	3.3	4.1
2/7/2017		2.1			
2/8/2017	1.7		2	3.5	7.2
4/5/2017	1.7				
4/6/2017		2.1	<1	3.4	7.4
6/20/2017		2.1			
6/21/2017	1.7		1.9	3.5	
6/22/2017					7.8
10/4/2017		2			
10/5/2017	1.6		1.9	3.5	
10/6/2017					9.1
3/20/2018	1.6	2			
3/21/2018			1.8	3.4	13
10/2/2018	1.7	2			
10/3/2018			2	3.5	13
3/26/2019	1.8	1.9	1.9	3	9.2
9/10/2019		1.7		2.5	5.1
9/12/2019	1.5		1.6		
3/18/2020		2.4		2.8	
3/19/2020	2.2		2.2		8.7
9/9/2020	2.4	2			
9/10/2020			2.1	2.7	9.7
4/1/2021		2.5			
4/2/2021					11
4/6/2021				2.9	
6/1/2021	2.6		2.1		
8/11/2021	2.8		2.1		
8/12/2021		2.5		3.3	12
2/15/2022		2.2		2.7	11
2/16/2022	2.4		2		
8/25/2022	2.4		2.1	3.2	11
8/26/2022		2.1			
2/27/2023		2.2			16
2/28/2023	2.6		2.2	3.1	
5/2/2023					24
8/8/2023	2.6		2.2		16
8/9/2023		2.1		3.2	

Time Series

Constituent: Chloride (mg/L) Analysis Run 10/16/2023 2:42 PM
Plant Scherer Client: Southern Company Data: Scherer Cell 1-CCR

	GWC-5	GWC-6	GWC-7	GWC-8A	GWC-9
4/13/2016			1.68 (D)		3.64 (D)
4/19/2016	124 (o)			6.9	
6/20/2016		6.8	2		
6/22/2016	81				3.8
8/15/2016			1.8		3.7
8/16/2016	71	7.6			
10/6/2016	68	7.3	1.7		3.4
10/10/2016				7.2	
11/30/2016		7.1			
12/1/2016	74		1.7	7.1	4
2/8/2017					4
2/9/2017	76	5.8	1.7	7.2	
4/6/2017	92	5.7			4
4/7/2017			1.7	7.5	
6/21/2017	100	6.1		7.6	3.3
6/22/2017			1.6		
8/15/2017				7.8	
9/1/2017				7.6	
10/5/2017	67				3.3
10/6/2017		5.1	1.6		
3/21/2018		5.4			3.6
3/22/2018	74		1.6	7	
10/2/2018					3.1
10/3/2018	46	5.7			
10/4/2018			1.7	6.1	
3/26/2019		4.2			
3/27/2019	42		1.7	6.6	3
9/11/2019	19	7.2	2.1	7	3.4
3/18/2020	30	4		8.5	3.4
3/19/2020			2.1		
9/9/2020	8.7			11	3.2
9/10/2020		6.3	2.5		
4/1/2021	18		2.9		4.3
6/1/2021				9.4	
6/2/2021		6.3			
8/11/2021		6.5	3		
8/12/2021	22			7.8	4.1
2/15/2022	16	6.1	2.7	9.1	3.7
8/25/2022	12	6.2	3	7.5	4.2
2/27/2023		5.2	3.5	8.8	4.2
2/28/2023	11				
8/8/2023	8.2	5.5	3.8	8.2	4

Time Series

Constituent: Chromium, Total (mg/L) Analysis Run 10/16/2023 2:42 PM

Plant Scherer Client: Southern Company Data: Scherer Cell 1-CCR

	GWA-15 (bg)	GWA-16 (bg)	GWA-17 (bg)	GWC-1	GWC-10
5/8/2010			0.0032 (J)		
5/9/2010	<0.002	0.003 (J)			
5/10/2010					0.011
5/11/2010				0.0077	
6/16/2010		0.0042 (J)	0.0037 (J)		0.0095
6/17/2010				0.0053	
6/18/2010	<0.002				
7/26/2010			0.0058		
7/27/2010		0.0048 (J)		0.0085	
7/28/2010	<0.002				0.01
9/7/2010		0.0037 (J)	0.0078		
9/8/2010					0.011
9/9/2010	<0.002			0.0076	
4/28/2011				0.0048 (J)	
4/29/2011		0.0046 (J)	0.005		0.0096
4/30/2011	<0.002				
10/27/2011					0.011
10/28/2011	<0.002	0.005	0.0068		
10/29/2011				0.0093	
5/2/2012	<0.002	0.0052	0.0065		
5/3/2012				0.01	
5/4/2012					0.01
11/9/2012	<0.002	0.0054	0.006	0.009	
11/11/2012					0.01
5/8/2013	<0.002	0.0058	0.0074		
5/9/2013				0.0085	0.011
11/5/2013	0.0036			0.015	0.015
11/6/2013		0.0062 (J)	0.0082 (J)		
5/20/2014	<0.002	0.0047 (J)	0.0051 (J)		
5/21/2014					0.013
5/23/2014				0.012	
11/8/2014		0.0064 (J)	0.0074 (J)		
11/12/2014	<0.002				0.012
11/13/2014				0.011	
5/22/2015	<0.002	0.0059 (J)	0.0084 (J)		
5/23/2015				0.012	0.014
11/9/2015		0.0043 (J)	0.009 (J)		
11/11/2015	<0.002			0.014	
11/12/2015					0.016
4/6/2016	<0.002	0.00457 (J)	0.00779 (J)		
4/12/2016				0.0135	
4/13/2016					0.0152 (D)
6/15/2016	<0.002	<0.01	<0.01		
6/16/2016				0.014	
6/21/2016					0.016
8/10/2016	<0.002	0.0042	0.0068		
8/11/2016				0.013	
8/15/2016					0.015
10/4/2016	<0.002	0.0052		0.014	
10/5/2016			0.0076		0.016
11/29/2016		0.004	0.0045		
11/30/2016	<0.002			0.013	

Time Series

Constituent: Chromium, Total (mg/L) Analysis Run 10/16/2023 2:42 PM
Plant Scherer Client: Southern Company Data: Scherer Cell 1-CCR

	GWA-15 (bg)	GWA-16 (bg)	GWA-17 (bg)	GWC-1	GWC-10
12/1/2016					0.015
2/7/2017	<0.002	0.004	0.0067	0.013	
2/8/2017					0.017
4/4/2017	<0.002	0.0021 (J)	0.0079		
4/5/2017				0.014	
4/6/2017					0.018
6/20/2017	<0.002	0.0046	0.0084	0.013	
6/21/2017					0.017
10/4/2017	<0.002			0.015	
10/5/2017		0.005	0.0061		0.018
3/20/2018	<0.002 (D)	0.0044	0.006	0.013	
3/21/2018					0.017 (J+X)
10/2/2018	<0.002	0.0043	0.0061	0.014	0.018
3/26/2019	<0.002	0.0046	0.0065	0.013	
3/27/2019					0.017
9/10/2019	0.0023 (J)	0.0076	0.012	0.018	
9/11/2019					0.023
3/18/2020	<0.002	0.0044	0.0083	0.014	0.02
9/9/2020	<0.002	0.005	0.0088	0.014	0.018
4/1/2021	<0.002	0.0053	0.0082	0.014	0.02
8/11/2021	<0.002	0.0059	0.0089		
8/18/2021				0.014	
10/18/2021					0.019
2/15/2022	<0.002	0.0056	0.0084	0.011	0.021
8/24/2022			0.0076	0.014	
8/25/2022	<0.002	0.0056			0.018
2/21/2023					0.02
2/27/2023				0.014	
2/28/2023	<0.002	0.0061	0.0083		
8/3/2023	<0.002	0.0073	0.0089		
8/9/2023				0.017	0.022

Time Series

Constituent: Chromium, Total (mg/L) Analysis Run 10/16/2023 2:42 PM

Plant Scherer Client: Southern Company Data: Scherer Cell 1-CCR

	GWC-11	GWC-12	GWC-13	GWC-14	GWC-18
5/9/2010		<0.002	0.0051	<0.002	
5/10/2010	0.011				0.012
6/16/2010	0.012				0.014
6/18/2010		<0.002	0.0043 (J)	<0.002	
7/26/2010					0.013
7/27/2010	0.012	0.002 (J)			
7/28/2010				<0.002	
7/29/2010			0.0058		
9/7/2010					0.015
9/8/2010	0.011	<0.002			
9/9/2010			0.0052	<0.002	
4/26/2011			0.0025 (J)		
4/29/2011	0.01	<0.002			0.014
4/30/2011				<0.002	
10/27/2011	0.0077				
10/28/2011		<0.002	0.0035 (J)	<0.002	0.014
5/2/2012					0.017
5/3/2012		<0.002		<0.002	
5/4/2012	0.0082		0.0073		
11/9/2012					0.014
11/10/2012	0.007	<0.002		<0.002	
11/11/2012			0.004 (J)		
5/8/2013			0.006	<0.002	0.017
5/9/2013	0.0079	<0.002			
11/5/2013				0.0036	
11/6/2013	0.011	0.0031 (J)			0.017
11/7/2013			0.0068 (J)		
5/20/2014	0.0076 (J)	0.002 (J)	0.0039 (J)	<0.002	
5/23/2014					0.013
11/8/2014					0.018
11/12/2014	0.0071 (J)	<0.002	0.0039 (J)	<0.002	
5/22/2015					0.02
5/23/2015		0.0027 (J)			
5/24/2015	0.0083 (J)		0.004 (J)	<0.002	
11/10/2015					0.013
11/11/2015				<0.002	
11/12/2015	0.0069 (J)	0.0022 (J)	0.0077 (J)		
4/11/2016					0.0139
4/13/2016	0.00804 (JD)	<0.002 (D)	0.0038 (JD)	<0.002 (D)	
6/16/2016					0.014
6/21/2016	0.0086 (J)	0.0012 (J)	0.0035 (J)	0.0006 (J)	
8/11/2016					0.016
8/15/2016	0.0073	0.0021 (J)	0.0034	<0.002	
10/4/2016				<0.002	
10/5/2016	0.0077	0.0013 (J)			0.014
10/7/2016			0.0037		
11/29/2016					0.013
12/1/2016	0.0075	0.0015 (J)	0.0037	<0.002	
2/7/2017				<0.002	
2/8/2017	0.0078	0.0016 (J)			0.013
2/9/2017			0.0038		
4/5/2017		0.0014 (J)			

Time Series

Constituent: Chromium, Total (mg/L) Analysis Run 10/16/2023 2:42 PM
Plant Scherer Client: Southern Company Data: Scherer Cell 1-CCR

	GWC-11	GWC-12	GWC-13	GWC-14	GWC-18
4/6/2017	0.0079		0.0039	<0.002	0.014
6/20/2017	0.0078	0.0015 (J)		<0.002	
6/21/2017					0.013
6/22/2017			0.0042		
10/5/2017	0.0081	0.0015 (J)		<0.002	0.014
10/6/2017			0.0039		
3/20/2018				<0.002	0.014
3/21/2018	<0.0081 (X)	<0.002 (XD)			
3/22/2018			0.028 (O)		
10/2/2018	0.0075	0.0012 (J)		<0.002	0.014
10/3/2018			0.0056		
3/26/2019		0.0013 (J)	0.0048	<0.002	0.014
3/27/2019	0.007				
9/11/2019	0.011	0.0036	0.0075	0.0038	0.017
3/18/2020	0.0086	0.0016 (J)	0.008	<0.002	0.014
9/9/2020				<0.002	0.013
9/10/2020	0.009	<0.002	0.0054		
4/1/2021	0.0078	0.0015 (J)		<0.002	0.014
4/6/2021			0.0061		
8/11/2021	0.0078	<0.002	0.0051	<0.002	0.014
2/16/2022	0.0074	<0.002	0.005	<0.002	0.012
8/25/2022	0.0069				0.012
8/26/2022		<0.002	0.0043	<0.002	
2/27/2023	0.0082	0.002	0.006	<0.002	
2/28/2023					0.012
8/9/2023	0.0087	0.0026	0.0066	0.0018 (J)	0.014

Time Series

Constituent: Chromium, Total (mg/L) Analysis Run 10/16/2023 2:42 PM

Plant Scherer Client: Southern Company Data: Scherer Cell 1-CCR

	GWC-19	GWC-2	GWC-20	GWC-3	GWC-4
5/11/2010	0.0039 (J)	0.0051	0.0063	0.01	0.0046 (J)
6/16/2010	0.0049 (J)				
6/17/2010			0.0053	0.0087	0.007
6/19/2010		<0.011			
7/27/2010	0.0047 (J)	0.01	0.0064		
7/28/2010				0.028 (O)	0.0084
9/7/2010	0.0057		0.0078	0.022	
9/8/2010					0.0071
9/9/2010		0.0072			
4/28/2011		0.0077			0.008
4/29/2011	0.0087		0.0065	0.0099	
10/28/2011	0.0075	0.011	0.0092	0.0089	
10/29/2011					0.0054
5/2/2012	0.011				
5/3/2012		0.011	0.011	0.0091	0.0065
11/9/2012	0.0076	0.0089		0.008	
11/10/2012			0.0073		0.0059
5/9/2013	0.0088	0.0089	0.0098		
5/10/2013				0.019	0.0083
11/5/2013		0.011			
11/6/2013	0.011		0.011	0.013	0.0099 (J)
5/22/2014	0.0057 (J)	0.01	0.0097 (J)	0.0093 (J)	0.0049 (J)
11/8/2014	0.013				
11/9/2014			0.012	0.0098 (J)	0.0068 (J)
11/13/2014		0.0084 (J)			
5/22/2015				0.01	0.0087 (J)
5/23/2015	0.014				
5/24/2015		0.0095 (J)	0.016		
11/10/2015	0.0091 (J)		0.0088 (J)	0.011	
11/11/2015		0.011			0.0084 (J)
4/11/2016	0.00767 (J)				
4/12/2016		0.0122	0.00965 (J)	0.00925 (JD)	0.00419 (J)
6/16/2016	<0.01	<0.011	<0.0085		
6/20/2016				0.0076 (J)	0.0043 (J)
8/11/2016	0.0085	0.01	0.0083		
8/12/2016				0.0079	0.0037
10/4/2016		0.011			
10/5/2016	0.01		0.0094	0.0085	
10/6/2016					0.0062
11/29/2016	0.0087				
11/30/2016		0.0098	0.0084	0.0086	0.0043
2/7/2017		0.0096			
2/8/2017	0.0093		0.0091	0.011	0.0052
4/5/2017	0.0098				
4/6/2017		0.01	0.011	0.0098	0.005
6/20/2017		0.01			
6/21/2017	0.0094		0.0081	0.011	
6/22/2017					0.0052
10/4/2017		0.011			
10/5/2017	0.0096		0.0083	0.01	
10/6/2017					0.0049
3/20/2018	0.0097	0.0099			

Time Series

Constituent: Chromium, Total (mg/L) Analysis Run 10/16/2023 2:42 PM
Plant Scherer Client: Southern Company Data: Scherer Cell 1-CCR

	GWC-19	GWC-2	GWC-20	GWC-3	GWC-4
3/21/2018			<0.0085 (X)	<0.0093 (X)	<0.0062 (X)
10/2/2018	0.0097	0.01			
10/3/2018			0.0091	0.0081	0.0039
3/26/2019	0.0091	0.0096	0.0092	0.0075	0.0084
9/10/2019		0.014		0.0092	0.0067
9/12/2019	0.012		0.011		
3/18/2020		0.011		0.0049	
3/19/2020	0.012		0.0094		0.0045
9/9/2020	0.011	0.01			
9/10/2020			0.009	0.0061	0.0055
4/1/2021		0.0057			
4/2/2021					0.0052
4/5/2021	0.012		0.008		
4/6/2021				0.0074	
8/11/2021	0.013		0.0087		
8/12/2021		0.012		0.0085	0.0045
2/15/2022		0.011		0.0076	0.0041
2/16/2022	0.011		0.0081		
8/25/2022	0.015		0.0079	0.0072	0.0038
8/26/2022		0.0095			
2/27/2023		0.012			0.0039
2/28/2023	0.014		0.009	0.01	
8/8/2023	0.014		0.01		0.0049
8/9/2023		0.012		0.013	

Time Series

Constituent: Chromium, Total (mg/L) Analysis Run 10/16/2023 2:42 PM

Plant Scherer Client: Southern Company Data: Scherer Cell 1-CCR

	GWC-5	GWC-6	GWC-7	GWC-8A	GWC-9
5/10/2010			0.007	<0.002	0.0097
5/11/2010	0.004 (J)	<0.012			
6/16/2010					0.0074
6/18/2010	0.0056	0.0063	0.011		
6/19/2010				<0.002	
7/27/2010	0.0051	0.004 (J)			0.0068
7/28/2010			0.0092	0.0034 (J)	
9/8/2010				0.014	0.007
9/9/2010	0.0037 (J)	0.0053	0.01		
4/29/2011	0.0036 (J)				0.0062
4/30/2011		0.0035 (J)	0.012	0.022	
10/27/2011				0.0064	0.0084
10/28/2011	0.0026 (J)				
10/29/2011		0.0048 (J)	0.012		
5/3/2012					0.0099
5/4/2012	0.0031 (J)	0.0064	0.013	0.0059	
11/10/2012	<0.005	0.0084	0.0097		
11/11/2012				0.011	0.0073
5/9/2013	0.0033 (J)	0.0041 (J)	0.013		0.0085
5/10/2013				0.038 (O)	
11/6/2013	0.0045 (J)				0.013
11/7/2013		0.0077 (J)	0.013	0.012	
5/21/2014		0.0044 (J)	0.0091 (J)	0.0048 (J)	0.0097 (J)
5/22/2014	0.0035 (J)				
11/9/2014	0.0062 (J)	0.0071 (J)			
11/12/2014			0.0097 (J)		0.0072 (J)
11/13/2014				0.023	
5/23/2015				0.015	0.0095 (J)
5/24/2015	0.012	0.01	0.018		
11/11/2015	0.0068 (J)	0.0053 (J)	0.0086 (J)	0.016	
11/12/2015					0.0046 (J)
4/12/2016		0.00493 (J)			
4/13/2016			0.00924 (JD)		0.00627 (JD)
4/19/2016	0.00368 (J)			0.0086 (J)	
6/20/2016		0.0043 (J)	0.0084 (J)		
6/22/2016	0.0031 (J)				0.0079 (J)
8/12/2016		0.0037			
8/15/2016			0.0083		0.0075
8/16/2016	0.0028				
10/6/2016	0.003	0.004	0.0081		0.0071
10/10/2016				0.0052	
11/30/2016		0.0035			
12/1/2016	0.0022 (J)		0.0083	0.0062	0.007
2/8/2017					0.0047
2/9/2017	0.0035	0.0041	0.0087	0.0091	
4/6/2017	0.0032	0.0038			0.006
4/7/2017			0.009	<0.002	
6/21/2017	0.0031	0.004		<0.002	0.0071
6/22/2017			0.0092		
8/15/2017				<0.002	
9/1/2017				<0.002	
10/5/2017	0.0029				0.008

Time Series

Constituent: Chromium, Total (mg/L) Analysis Run 10/16/2023 2:42 PM
Plant Scherer Client: Southern Company Data: Scherer Cell 1-CCR

	GWC-5	GWC-6	GWC-7	GWC-8A	GWC-9
10/6/2017		0.0038	0.0095		
10/9/2017				<0.002	
3/21/2018		<0.012 (X)			<0.0046 (X)
3/22/2018	0.0086 (J+X)		0.0086 (J+X)	0.0079 (J+X)	
10/2/2018					0.0081
10/3/2018	0.003	0.0042			
10/4/2018			0.0083	<0.002	
3/26/2019		0.0044			
3/27/2019	0.0039		0.0088	<0.002	0.0064
9/11/2019	0.0079	0.0078	0.013	0.0052	0.012
3/18/2020	0.0052	0.0046		<0.002	0.0066
3/19/2020			0.011		
9/9/2020	0.0048			<0.002	0.0081
9/10/2020		0.0049	0.0098		
4/1/2021	0.0058		0.0091		0.0018 (J)
4/5/2021		0.005		<0.002	
8/11/2021		0.005	0.0092		
8/12/2021	0.0053			<0.002	0.0077
2/15/2022	0.0061	0.0046	0.0088	<0.002	0.0079
8/25/2022	0.0058	0.0046	0.0085	<0.002	0.0092
2/27/2023		0.0047	0.0092	<0.002	0.0094
2/28/2023	0.0068				
8/8/2023	0.0066	0.0048	0.0094	0.0013 (J)	0.0085

Time Series

Constituent: Cobalt, Total (mg/L) Analysis Run 10/16/2023 2:42 PM
 Plant Scherer Client: Southern Company Data: Scherer Cell 1-CCR

	GWA-15 (bg)	GWA-16 (bg)	GWA-17 (bg)	GWC-1	GWC-10
5/8/2010			<0.0025		
5/9/2010	<0.0025	<0.0025			
5/10/2010					<0.0025
5/11/2010				<0.0025	
6/16/2010		<0.0025	<0.0025		<0.0025
6/17/2010				<0.0025	
6/18/2010	<0.0025				
7/26/2010			<0.0025		
7/27/2010		<0.0025		<0.0025	
7/28/2010	<0.0025				<0.0025
9/7/2010		<0.0025	<0.0025		
9/8/2010					<0.0025
9/9/2010	<0.0025			<0.0025	
4/28/2011				<0.0025	
4/29/2011		0.003 (O)	<0.0025		<0.0025
4/30/2011	<0.0025				
10/27/2011					<0.0025
10/28/2011	<0.0025	<0.0025	<0.0025		
10/29/2011				<0.0025	
5/2/2012	<0.0025	<0.0025	<0.0025		
5/3/2012				<0.0025	
5/4/2012					<0.0025
11/9/2012	<0.0025	<0.0025	<0.0025	<0.0025	
11/11/2012					<0.0025
5/8/2013	<0.0025	<0.0025	<0.0025		
5/9/2013				<0.0025	<0.0025
11/5/2013	<0.0025			<0.0025	<0.0025
11/6/2013		<0.0025	<0.0025		
5/20/2014	<0.0025	<0.0025	<0.0025		
5/21/2014					<0.0025
5/23/2014				<0.0025	
11/8/2014		<0.0025	<0.0025		
11/12/2014	<0.0025				<0.0025
11/13/2014				<0.0025	
5/22/2015	<0.0025	<0.0025	<0.0025		
5/23/2015				<0.0025	<0.0025
11/9/2015		<0.0025	<0.0025		
11/11/2015	<0.0025			<0.0025	
11/12/2015					<0.0025
4/6/2016	0.00261 (O)	<0.0025	<0.0025		
4/12/2016				<0.0025	
4/13/2016					<0.0025 (D)
6/15/2016	0.00092 (J)	2.2E-05 (J)	8.4E-05 (J)		
6/16/2016				<0.0025	
6/21/2016					<0.0025
8/10/2016	0.00076 (J)	<0.0025	<0.0025		
8/11/2016				<0.0025	
8/15/2016					<0.0025
10/4/2016	0.00081 (J)	<0.0025		<0.0025	
10/5/2016			<0.0025		<0.0025
11/29/2016		<0.0025	<0.0025		
11/30/2016	0.00061 (J)			<0.0025	

Time Series

Constituent: Cobalt, Total (mg/L) Analysis Run 10/16/2023 2:42 PM
 Plant Scherer Client: Southern Company Data: Scherer Cell 1-CCR

	GWA-15 (bg)	GWA-16 (bg)	GWA-17 (bg)	GWC-1	GWC-10
12/1/2016					<0.0025
2/7/2017	<0.0025	<0.0025	<0.0025	<0.0025	
2/8/2017					<0.0025
4/4/2017	0.00084 (J)	<0.0025	<0.0025		
4/5/2017				<0.0025	
4/6/2017					<0.0025
6/20/2017	0.0012 (J)	<0.0025	<0.0025	<0.0025	
6/21/2017					<0.0025
10/4/2017	0.00087 (J)			<0.0025	
10/5/2017		<0.0025	<0.0025		<0.0025
3/20/2018	0.0018 (JD)	<0.0025	<0.0025	<0.0025	
3/21/2018					<0.0025
10/2/2018	0.0011 (J)	<0.0025	<0.0025	<0.0025	<0.0025
3/26/2019	0.0019 (J)	<0.0025	<0.0025	<0.0025	
3/27/2019					<0.0025
9/10/2019	0.0012 (J)	0.00031 (J)	0.00052 (J)	<0.0025	
9/11/2019					<0.0025
3/18/2020	0.0017 (J)	0.00034 (J)	<0.0025	0.00017 (J)	<0.0025
9/9/2020	0.0016 (J)	<0.0025	0.00019 (J)	<0.0025	<0.0025
4/1/2021	0.0024 (J)	0.00014 (J)	<0.0025	<0.0025	<0.0025
8/11/2021	0.0011 (J)	<0.0025	<0.0025		
8/18/2021				0.00025 (J)	
10/18/2021					<0.0025
2/15/2022	0.0029	<0.0025	<0.0025	<0.0025	<0.0025
8/24/2022			<0.0025	<0.0025	
8/25/2022	0.0014 (J)	<0.0025			<0.0025
2/21/2023					<0.0025
2/27/2023				<0.0025	
2/28/2023	0.0026	<0.0025	<0.0025		
8/3/2023	0.0017 (J)	<0.0025	<0.0025		
8/9/2023				<0.0025	<0.0025

Time Series

Constituent: Cobalt, Total (mg/L) Analysis Run 10/16/2023 2:42 PM
 Plant Scherer Client: Southern Company Data: Scherer Cell 1-CCR

	GWC-11	GWC-12	GWC-13	GWC-14	GWC-18
5/9/2010		<0.0025	<0.0025	<0.0025	
5/10/2010	<0.0025				<0.0025
6/16/2010	<0.0025				<0.0025
6/18/2010		<0.0025	<0.0025	<0.0025	
7/26/2010					<0.0025
7/27/2010	<0.0025	<0.0025			
7/28/2010				<0.0025	
7/29/2010			<0.0025		
9/7/2010					<0.0025
9/8/2010	<0.0025	<0.0025			
9/9/2010			<0.0025	<0.0025	
4/26/2011			<0.0025		
4/29/2011	<0.0025	<0.0025			<0.0025
4/30/2011				<0.0025	
10/27/2011	<0.0025				
10/28/2011		<0.0025	<0.0025	<0.0025	<0.0025
5/2/2012					<0.0025
5/3/2012		<0.0025		<0.0025	
5/4/2012	<0.0025		<0.0025		
11/9/2012					<0.0025
11/10/2012	<0.0025	<0.0025		<0.0025	
11/11/2012			<0.0025		
5/8/2013			<0.0025	<0.0025	<0.0025
5/9/2013	<0.0025	<0.0025			
11/5/2013				<0.0025	
11/6/2013	<0.0025	<0.0025			<0.0025
11/7/2013			<0.0025		
5/20/2014	<0.0025	<0.0025	<0.0025	<0.0025	
5/23/2014					<0.0025
11/8/2014					<0.0025
11/12/2014	<0.0025	<0.0025	<0.0025	<0.0025	
5/22/2015					0.0032 (O)
5/23/2015		<0.0025			
5/24/2015	<0.0025		<0.0025	<0.0025	
11/10/2015					<0.0025
11/11/2015				<0.0025	
11/12/2015	<0.0025	<0.0025	<0.0025		
4/11/2016					<0.0025
4/13/2016	<0.0025 (D)	<0.0025 (D)	<0.0025 (D)	<0.0025 (D)	
6/16/2016					<0.0025
6/21/2016	<0.0025	0.0004 (J)	<0.0025	<0.0025	
8/11/2016					<0.0025
8/15/2016	<0.0025	0.00042 (J)	<0.0025	<0.0025	
10/4/2016				<0.0025	
10/5/2016	<0.0025	0.00049 (J)			<0.0025
10/7/2016			<0.0025		
11/29/2016					<0.0025
12/1/2016	<0.0025	<0.0025	<0.0025	<0.0025	
2/7/2017				<0.0025	
2/8/2017	<0.0025	<0.0025			<0.0025
2/9/2017			<0.0025		
4/5/2017		<0.0025			

Time Series

Constituent: Cobalt, Total (mg/L) Analysis Run 10/16/2023 2:42 PM
Plant Scherer Client: Southern Company Data: Scherer Cell 1-CCR

	GWC-11	GWC-12	GWC-13	GWC-14	GWC-18
4/6/2017	<0.0025		<0.0025	<0.0025	<0.0025
6/20/2017	<0.0025	0.0004 (J)		<0.0025	
6/21/2017					<0.0025
6/22/2017			<0.0025		
10/5/2017	<0.0025	0.00041 (J)		<0.0025	<0.0025
10/6/2017			<0.0025		
3/20/2018				<0.0025	<0.0025
3/21/2018	<0.0025	<0.0025			
3/22/2018			<0.0025		
10/2/2018	<0.0025	<0.0025		<0.0025	<0.0025
10/3/2018			<0.0025		
3/26/2019		<0.0025	<0.0025	<0.0025	<0.0025
3/27/2019	<0.0025				
9/11/2019	<0.0025	0.00042 (J)	<0.0025	<0.0025	0.00023 (J)
3/18/2020	<0.0025	0.00013 (J)	<0.0025	<0.0025	0.00018 (J)
9/9/2020				<0.0025	0.00014 (J)
9/10/2020	0.00033 (J)	0.00057 (J)	<0.0025		
4/1/2021	<0.0025	0.00028 (J)		<0.0025	<0.0025
4/6/2021			<0.0025		
8/11/2021	<0.0025	0.00033 (J)	<0.0025	<0.0025	0.00021 (J)
2/16/2022	<0.0025	0.00033 (J)	<0.0025	<0.0025	<0.0025
8/25/2022	<0.0025				<0.0025
8/26/2022		0.00033 (J)	<0.0025	<0.0025	
2/27/2023	<0.0025	<0.0025	<0.0025	<0.0025	
2/28/2023					<0.0025
8/9/2023	<0.0025	0.00035 (J)	<0.0025	<0.0025	<0.0025

Time Series

Constituent: Cobalt, Total (mg/L) Analysis Run 10/16/2023 2:42 PM

Plant Scherer Client: Southern Company Data: Scherer Cell 1-CCR

	GWC-19	GWC-2	GWC-20	GWC-3	GWC-4
5/11/2010	<0.0025	<0.0025	<0.0025	<0.0025	<0.0025
6/16/2010	<0.0025				
6/17/2010			<0.0025	<0.0025	<0.0025
6/19/2010		<0.0025			
7/27/2010	<0.0025	<0.0025	<0.0025		
7/28/2010				0.0034 (O)	<0.0025
9/7/2010	<0.0025		<0.0025	<0.0025	
9/8/2010					<0.0025
9/9/2010		<0.0025			
4/28/2011		<0.0025			<0.0025
4/29/2011	<0.0025		<0.0025	0.0037 (O)	
10/28/2011	<0.0025	<0.0025	<0.0025	<0.0025	
10/29/2011					<0.0025
5/2/2012	<0.0025				
5/3/2012		<0.0025	<0.0025	<0.0025	<0.0025
11/9/2012	<0.0025	<0.0025		<0.0025	
11/10/2012			<0.0025		<0.0025
5/9/2013	<0.0025	<0.0025	<0.0025		
5/10/2013				<0.0025	<0.0025
11/5/2013		<0.0025			
11/6/2013	<0.0025		<0.0025	<0.0025	<0.0025
5/22/2014	<0.0025	<0.0025	<0.0025	<0.0025	<0.0025
11/8/2014	<0.0025				
11/9/2014			<0.0025	<0.0025	<0.0025
11/13/2014		<0.0025			
5/22/2015				<0.0025	<0.0025
5/23/2015	<0.0025				
5/24/2015		<0.0025	<0.0025		
11/10/2015	<0.0025		<0.0025	<0.0025	
11/11/2015		<0.0025			<0.0025
4/11/2016	<0.0025				
4/12/2016		<0.0025	<0.0025	<0.0025 (D)	<0.0025
6/16/2016	<0.0025	<0.0025	0.00012 (J)		
6/20/2016				0.0001 (J)	0.00016 (J)
8/11/2016	<0.0025	<0.0025	<0.0025		
8/12/2016				0.00042 (J)	<0.0025
10/4/2016		<0.0025			
10/5/2016	<0.0025		<0.0025	<0.0025	
10/6/2016					0.00068 (J)
11/29/2016	<0.0025				
11/30/2016		<0.0025	<0.0025	<0.0025	<0.0025
2/7/2017		<0.0025			
2/8/2017	<0.0025		<0.0025	<0.0025	<0.0025
4/5/2017	<0.0025				
4/6/2017		<0.0025	0.0005 (J)	<0.0025	<0.0025
6/20/2017		<0.0025			
6/21/2017	<0.0025		<0.0025	0.00042 (J)	
6/22/2017					<0.0025
10/4/2017		<0.0025			
10/5/2017	<0.0025		<0.0025	<0.0025	
10/6/2017					<0.0025
3/20/2018	<0.0025	<0.0025			

Time Series

Constituent: Cobalt, Total (mg/L) Analysis Run 10/16/2023 2:42 PM
Plant Scherer Client: Southern Company Data: Scherer Cell 1-CCR

	GWC-19	GWC-2	GWC-20	GWC-3	GWC-4
3/21/2018			<0.0025	<0.0025	<0.0025
10/2/2018	<0.0025	<0.0025			
10/3/2018			<0.0025	<0.0025	<0.0025
3/26/2019	<0.0025	<0.0025	<0.0025	<0.0025	0.00096 (J)
9/10/2019		0.00015 (J)		0.00028 (J)	<0.0025
9/12/2019	0.00021 (J)		0.00021 (J)		
3/18/2020		<0.0025		0.00014 (J)	
3/19/2020	0.00014 (J)		0.00026 (J)		0.00021 (J)
9/9/2020	<0.0025	<0.0025			
9/10/2020			0.00018 (J)	0.00023 (J)	0.00032 (J)
4/1/2021		<0.0025			
4/2/2021					0.00026 (J)
4/5/2021	<0.0025		<0.0025		
4/6/2021				0.00031 (J)	
8/11/2021	<0.0025		<0.0025		
8/12/2021		0.0002 (J)		0.00067 (J)	<0.0025
2/15/2022		<0.0025		<0.0025	<0.0025
2/16/2022	<0.0025		<0.0025		
8/25/2022	<0.0025		<0.0025	0.00046 (J)	<0.0025
8/26/2022		<0.0025			
2/27/2023		<0.0025			<0.0025
2/28/2023	<0.0025		<0.0025	<0.0025	
8/8/2023	<0.0025		<0.0025		<0.0025
8/9/2023		<0.0025		<0.0025	

Time Series

Constituent: Cobalt, Total (mg/L) Analysis Run 10/16/2023 2:42 PM

Plant Scherer Client: Southern Company Data: Scherer Cell 1-CCR

	GWC-5	GWC-6	GWC-7	GWC-8A	GWC-9
5/10/2010			<0.0025	<0.0025	<0.0025
5/11/2010	<0.0025	<0.0025			
6/16/2010					<0.0025
6/18/2010	<0.0025	<0.0025	<0.0025		
6/19/2010				<0.0025	
7/27/2010	<0.0025	<0.0025			<0.0025
7/28/2010			<0.0025	<0.0025	
9/8/2010				<0.0025	<0.0025
9/9/2010	<0.0025	<0.0025	<0.0025		
4/29/2011	<0.0025				<0.0025
4/30/2011		<0.0025	<0.0025	0.0063 (O)	
10/27/2011				<0.0025	<0.0025
10/28/2011	<0.0025				
10/29/2011		<0.0025	<0.0025		
5/3/2012					<0.0025
5/4/2012	<0.0025	<0.0025	<0.0025	<0.0025	
11/10/2012	<0.0025	<0.0025	<0.0025		
11/11/2012				<0.0025	<0.0025
5/9/2013	<0.0025	<0.0025	<0.0025		<0.0025
5/10/2013				0.0068 (O)	
11/6/2013	<0.0025				<0.0025
11/7/2013		<0.0025	<0.0025	<0.0025	
5/21/2014		<0.0025	<0.0025	<0.0025	<0.0025
5/22/2014	<0.0025				
11/9/2014	<0.0025	<0.0025			
11/12/2014			<0.0025		<0.0025
11/13/2014				0.0046	
5/23/2015				<0.0025	<0.0025
5/24/2015	<0.0025	<0.0025	<0.0025		
11/11/2015	<0.0025	<0.0025	<0.0025	<0.0025	
11/12/2015					<0.0025
4/12/2016		<0.0025			
4/13/2016			<0.0025 (D)		<0.0025 (D)
4/19/2016	<0.0025			<0.0025	
6/20/2016		3E-05 (J)	8.6E-05 (J)		
6/22/2016	<0.0025				<0.0025
8/12/2016		<0.0025			
8/15/2016			<0.0025		<0.0025
8/16/2016	<0.0025				
10/6/2016	<0.0025	<0.0025	<0.0025		<0.0025
10/10/2016				<0.0025	
11/30/2016		<0.0025			
12/1/2016	<0.0025		<0.0025	0.00068 (J)	<0.0025
2/8/2017					<0.0025
2/9/2017	<0.0025	<0.0025	<0.0025	0.0009 (J)	
4/6/2017	<0.0025	<0.0025			<0.0025
4/7/2017			<0.0025	0.0011 (J)	
6/21/2017	<0.0025	<0.0025		0.00064 (J)	<0.0025
6/22/2017			<0.0025		
8/15/2017				0.001 (J)	
9/1/2017				0.00089 (J)	
10/5/2017	<0.0025				<0.0025

Time Series

Constituent: Cobalt, Total (mg/L) Analysis Run 10/16/2023 2:42 PM
Plant Scherer Client: Southern Company Data: Scherer Cell 1-CCR

	GWC-5	GWC-6	GWC-7	GWC-8A	GWC-9
10/6/2017		<0.0025	<0.0025		
10/9/2017				0.00085 (J)	
3/21/2018		<0.0025			<0.0025
3/22/2018	<0.0025		<0.0025	<0.0004 (o)	
10/2/2018					<0.0025
10/3/2018	<0.0025	<0.0025			
10/4/2018			<0.0025	0.00048 (J)	
3/26/2019		<0.0025			
3/27/2019	<0.0025		<0.0025	0.0012 (J)	<0.0025
9/11/2019	9.9E-05 (J)	8.7E-05 (J)	0.00016 (J)	0.00085 (J)	0.00016 (J)
3/18/2020	<0.0025	<0.0025		0.0027	<0.0025
3/19/2020			0.00013 (J)		
9/9/2020	<0.0025			0.0043	0.00023 (J)
9/10/2020		<0.0025	0.00038 (J)		
4/1/2021	<0.0025		0.00015 (J)		0.00015 (J)
4/5/2021		0.00015 (J)		0.0026	
8/11/2021		<0.0025	<0.0025		
8/12/2021	<0.0025			0.0019 (J)	0.00013 (J)
2/15/2022	<0.0025	<0.0025	<0.0025	0.0037	<0.0025
8/25/2022	<0.0025	<0.0025	<0.0025	0.0021 (J)	0.00053 (J)
2/27/2023		<0.0025	<0.0025	0.004	<0.0025
2/28/2023	<0.0025				
8/8/2023	<0.0025	<0.0025	<0.0025	0.0044	<0.0025

Time Series

Constituent: Copper (mg/L) Analysis Run 10/16/2023 2:42 PM
Plant Scherer Client: Southern Company Data: Scherer Cell 1-CCR

	GWA-15 (bg)	GWA-16 (bg)	GWA-17 (bg)	GWC-1	GWC-10
5/8/2010			<0.002		
5/9/2010	<0.002	<0.002			
5/10/2010					<0.002
5/11/2010				<0.002	
6/16/2010		<0.002	<0.002		<0.002
6/17/2010				<0.002	
6/18/2010	<0.002				
7/26/2010			<0.002		
7/27/2010		<0.002		<0.002	
7/28/2010	<0.002				<0.002
9/7/2010		<0.002	<0.002		
9/8/2010					<0.002
9/9/2010	<0.002			<0.002	
4/28/2011				<0.002	
4/29/2011		<0.002	<0.002		<0.002
4/30/2011	<0.002				
10/27/2011					<0.002
10/28/2011	<0.002	<0.002	<0.002		
10/29/2011				<0.002	
5/2/2012	<0.002	<0.002	<0.002		
5/3/2012				<0.002	
5/4/2012					<0.002
11/9/2012	<0.002	<0.002	<0.002	<0.002	
11/11/2012					<0.002
5/8/2013	<0.002	<0.002	<0.002		
5/9/2013				<0.002	<0.002
11/5/2013	<0.002			<0.002	<0.002
11/6/2013		<0.002	<0.002		
5/20/2014	<0.002	<0.002	<0.002		
5/21/2014					<0.002
5/23/2014				<0.002	
11/8/2014		<0.002	<0.002		
11/12/2014	<0.002				<0.002
11/13/2014				<0.002	
5/22/2015	<0.002	<0.002	<0.002		
5/23/2015				<0.002	<0.002
11/9/2015		<0.002	<0.002		
11/11/2015	<0.002			<0.002	
11/12/2015					<0.002
4/6/2016	<0.002	<0.002	<0.002		
4/12/2016				<0.002	
4/13/2016					<0.002 (D)
10/4/2016	<0.002	<0.002		<0.002	
10/5/2016			<0.002		<0.002
4/4/2017	<0.002	<0.002	<0.002		
4/5/2017				<0.002	
4/6/2017					<0.002
10/4/2017	<0.002			<0.002	
10/5/2017		<0.002	<0.002		<0.002
3/20/2018	<0.002 (D)	<0.002	<0.002	<0.002	
3/21/2018					<0.002
10/2/2018	<0.002	<0.002	<0.002	<0.002	<0.002

Time Series

Constituent: Copper (mg/L) Analysis Run 10/16/2023 2:42 PM
Plant Scherer Client: Southern Company Data: Scherer Cell 1-CCR

	GWA-15 (bg)	GWA-16 (bg)	GWA-17 (bg)	GWC-1	GWC-10
3/26/2019	<0.002	<0.002	<0.002	<0.002	
3/27/2019					<0.002
9/10/2019	<0.002	0.00095 (J)	0.0012 (J)	<0.002	
9/11/2019					<0.002
3/18/2020	<0.002	<0.002	<0.002	<0.002	<0.002
9/9/2020	<0.002	<0.002	<0.002	<0.002	<0.002
4/1/2021	<0.002	0.00074 (J)	<0.002	<0.002	<0.002
8/11/2021	<0.002	<0.002	<0.002		
8/18/2021				0.0011 (J)	
10/18/2021					<0.002
2/15/2022	<0.002	<0.002	<0.002	0.0013 (J)	<0.002
8/24/2022			<0.002	<0.002	
8/25/2022	<0.002	<0.002			<0.002
2/21/2023					<0.002
2/27/2023				<0.002	
2/28/2023	<0.002	<0.002	<0.002		
8/3/2023	<0.002	<0.002	<0.002		
8/9/2023				<0.002	<0.002

Time Series

Constituent: Copper (mg/L) Analysis Run 10/16/2023 2:42 PM
 Plant Scherer Client: Southern Company Data: Scherer Cell 1-CCR

	GWC-11	GWC-12	GWC-13	GWC-14	GWC-18
5/9/2010		<0.002	<0.002	<0.002	
5/10/2010	<0.002				<0.002
6/16/2010	<0.002				0.0025 (J)
6/18/2010		<0.002	<0.002	<0.002	
7/26/2010					0.0023 (J)
7/27/2010	<0.002	<0.002			
7/28/2010				<0.002	
7/29/2010			<0.002		
9/7/2010					<0.002
9/8/2010	<0.002	<0.002			
9/9/2010			<0.002	<0.002	
4/26/2011			<0.002		
4/29/2011	<0.002	<0.002			<0.002
4/30/2011				<0.002	
10/27/2011	<0.002				
10/28/2011		<0.002	<0.002	<0.002	<0.002
5/2/2012					<0.002
5/3/2012		<0.002		0.0021 (J)	
5/4/2012	<0.002		0.0024 (J)		
11/9/2012					<0.002
11/10/2012	<0.002	<0.002		<0.002	
11/11/2012			<0.002		
5/8/2013			<0.002	<0.002	<0.002
5/9/2013	<0.002	<0.002			
11/5/2013				<0.002	
11/6/2013	<0.002	<0.002			<0.002
11/7/2013			<0.002		
5/20/2014	<0.002	<0.002	<0.002	<0.002	
5/23/2014					<0.002
11/8/2014					<0.002
11/12/2014	<0.002	<0.002	<0.002	<0.002	
5/22/2015					<0.002
5/23/2015		<0.002			
5/24/2015	<0.002		<0.002	<0.002	
11/10/2015					<0.002
11/11/2015				<0.002	
11/12/2015	<0.002	<0.002	<0.002		
4/11/2016					<0.002
4/13/2016	<0.002 (D)	<0.002 (D)	<0.002 (D)	<0.002 (D)	
10/4/2016				<0.002	
10/5/2016	<0.002	<0.002			<0.002
10/7/2016			<0.002		
4/5/2017		<0.002			
4/6/2017	<0.002		<0.002	<0.002	<0.002
10/5/2017	0.0021 (J)	<0.002		<0.002	<0.002
10/6/2017			<0.002		
3/20/2018				<0.002	<0.002
3/21/2018	<0.002	<0.002 (D)			
3/22/2018			<0.002		
10/2/2018	<0.002	<0.002		<0.002	<0.002
10/3/2018			<0.002		
3/26/2019		<0.002	<0.002	<0.002	<0.002

Time Series

Constituent: Copper (mg/L) Analysis Run 10/16/2023 2:42 PM
Plant Scherer Client: Southern Company Data: Scherer Cell 1-CCR

	GWC-11	GWC-12	GWC-13	GWC-14	GWC-18
3/27/2019	<0.002				
9/11/2019	<0.002	<0.002	<0.002	<0.002	0.00084 (J)
3/18/2020	<0.002	<0.002	<0.002	<0.002	<0.002
9/9/2020				<0.002	0.00084 (J)
9/10/2020	0.0007 (J)	<0.002	<0.002		
4/1/2021	<0.002	<0.002		<0.002	<0.002
4/6/2021			<0.002		
8/11/2021	<0.002	<0.002	<0.002	<0.002	<0.002
2/16/2022	<0.002	<0.002	<0.002	<0.002	<0.002
8/25/2022	<0.002				<0.002
8/26/2022		<0.002	<0.002	<0.002	
2/27/2023	<0.002	<0.002	<0.002	<0.002	
2/28/2023					0.0011 (J)
8/9/2023	<0.002	<0.002	<0.002	<0.002	<0.002

Time Series

Constituent: Copper (mg/L) Analysis Run 10/16/2023 2:42 PM
 Plant Scherer Client: Southern Company Data: Scherer Cell 1-CCR

	GWC-19	GWC-2	GWC-20	GWC-3	GWC-4
5/11/2010	<0.002	<0.002	<0.002	0.003 (J)	<0.002
6/16/2010	<0.002				
6/17/2010			<0.002	<0.002	0.0022 (J)
6/19/2010		<0.002			
7/27/2010	<0.002	<0.002	0.0021 (J)		
7/28/2010				0.012 (O)	0.0033 (J)
9/7/2010	<0.002		<0.002	0.0026 (J)	
9/8/2010					<0.002
9/9/2010		<0.002			
4/28/2011		<0.002			0.0037 (J)
4/29/2011	<0.002		<0.002	<0.002	
10/28/2011	<0.002	<0.002	<0.002	<0.002	
10/29/2011					<0.002
5/2/2012	<0.002				
5/3/2012		<0.002	<0.002	<0.002	0.0031 (J)
11/9/2012	<0.002	<0.002		<0.002	
11/10/2012			<0.002		0.0021 (J)
5/9/2013	<0.002	<0.002	<0.002		
5/10/2013				0.0042 (J)	0.0025 (J)
11/5/2013		<0.002			
11/6/2013	<0.002		<0.002	<0.002	0.0032 (J)
5/22/2014	<0.002	<0.002	<0.002	<0.002	<0.002
11/8/2014	<0.002				
11/9/2014			<0.002	<0.002	<0.002
11/13/2014		<0.002			
5/22/2015				<0.002	<0.002
5/23/2015	<0.002				
5/24/2015		<0.002	<0.002		
11/10/2015	<0.002	<0.002	<0.002	<0.002	
11/11/2015		<0.002			0.002 (J)
4/11/2016	<0.002				
4/12/2016		<0.002	<0.002	<0.002 (D)	<0.002
10/4/2016		<0.002			
10/5/2016	<0.002		<0.002	<0.002	
10/6/2016					0.0022 (J)
4/5/2017	<0.002				
4/6/2017		<0.002	<0.002	<0.002	<0.002
10/4/2017		<0.002			
10/5/2017	<0.002		<0.002	<0.002	
10/6/2017					<0.002
3/20/2018	<0.002	<0.002			
3/21/2018			<0.002	<0.002	<0.002
10/2/2018	<0.002	<0.002			
10/3/2018			<0.002	<0.002	<0.002
3/26/2019	<0.002	<0.002	<0.002	<0.002	0.0039
9/10/2019		<0.002		0.0011 (J)	0.0017 (J)
3/18/2020		<0.002		<0.002	
3/19/2020	<0.002		<0.002		<0.002
9/9/2020	<0.002	<0.002			
9/10/2020			<0.002	0.00072 (J)	0.0011 (J)
4/1/2021		0.00069 (J)			
4/2/2021					0.0012 (J)

Time Series

Constituent: Copper (mg/L) Analysis Run 10/16/2023 2:42 PM
Plant Scherer Client: Southern Company Data: Scherer Cell 1-CCR

	GWC-19	GWC-2	GWC-20	GWC-3	GWC-4
4/5/2021	<0.002		<0.002		
4/6/2021				0.00088 (J)	
8/11/2021	<0.002		<0.002		
8/12/2021		0.00078 (J)		0.0019 (J)	<0.002
2/15/2022		0.0013 (J)		0.0013 (J)	0.0011 (J)
2/16/2022	<0.002		<0.002		
8/25/2022	<0.002		<0.002	0.0013 (J)	<0.002
8/26/2022		<0.002			
2/27/2023		<0.002			<0.002
2/28/2023	<0.002		<0.002	<0.002	
8/8/2023	<0.002		<0.002		<0.002
8/9/2023		<0.002		<0.002	

Time Series

Constituent: Copper (mg/L) Analysis Run 10/16/2023 2:42 PM
 Plant Scherer Client: Southern Company Data: Scherer Cell 1-CCR

	GWC-5	GWC-6	GWC-7	GWC-8A	GWC-9
5/10/2010			<0.002	0.0036 (J)	<0.002
5/11/2010	<0.002	<0.002			
6/16/2010					<0.002
6/18/2010	<0.002	0.0026 (J)	0.008 (O)		
6/19/2010				0.004 (J)	
7/27/2010	<0.002	0.0029 (J)			<0.002
7/28/2010			0.0021 (J)	0.013	
9/8/2010				0.068	<0.002
9/9/2010	<0.002	<0.002	<0.002		
4/29/2011	<0.002				<0.002
4/30/2011		<0.002	<0.002	0.098	
10/27/2011				0.02	<0.002
10/28/2011	<0.002				
10/29/2011		<0.002	<0.002		
5/3/2012					0.0023
5/4/2012	<0.002	0.0037 (J)	<0.002	0.024	
11/10/2012	<0.002	<0.002	<0.002		
11/11/2012				0.032	<0.002
5/9/2013	<0.002	<0.002	<0.002		<0.002
5/10/2013				0.18 (o)	
11/6/2013	<0.002				<0.002
11/7/2013		<0.002	0.0022 (J)	0.021	
5/21/2014		<0.002	<0.002	0.0089 (J)	<0.002
5/22/2014	<0.002				
11/9/2014	<0.002	<0.002			
11/12/2014			<0.002		<0.002
11/13/2014				0.1	
5/23/2015				0.048	<0.002
5/24/2015	<0.002	<0.002	0.0022 (J)		
11/11/2015	<0.002	<0.002	<0.002	0.059	
11/12/2015					<0.002
4/12/2016		<0.002			
4/13/2016			<0.002 (D)		<0.002 (D)
4/19/2016	<0.002			0.0131 (J)	
10/6/2016	<0.002	<0.002	<0.002		<0.002
10/10/2016				0.0046	
4/6/2017	<0.002	<0.002			<0.002
4/7/2017			<0.002	<0.002	
10/5/2017	<0.002				<0.002
10/6/2017		<0.002	0.0026		
10/9/2017				<0.002	
3/21/2018		<0.002			0.0038
3/22/2018	<0.002		<0.002	<0.002	
10/2/2018					<0.002
10/3/2018	<0.002	<0.002			
10/4/2018			<0.002	<0.002	
3/26/2019		<0.002			
3/27/2019	<0.002		<0.002	<0.002	<0.002
9/11/2019	<0.002	0.00066 (J)	0.00086 (J)	<0.002	<0.002
3/18/2020	<0.002	<0.002		<0.002	<0.002
3/19/2020			<0.002		
9/9/2020	<0.002			<0.002	<0.002

Time Series

Constituent: Copper (mg/L) Analysis Run 10/16/2023 2:42 PM
Plant Scherer Client: Southern Company Data: Scherer Cell 1-CCR

	GWC-5	GWC-6	GWC-7	GWC-8A	GWC-9
9/10/2020		<0.002	0.0024		
4/1/2021	<0.002		0.00094 (J)		<0.002
4/5/2021		<0.002		<0.002	
8/11/2021		<0.002	<0.002		
8/12/2021	<0.002			<0.002	<0.002
2/15/2022	<0.002	<0.002	<0.002	<0.002	<0.002
8/25/2022	<0.002	<0.002	<0.002	<0.002	0.0017 (J)
2/27/2023		<0.002	<0.002	<0.002	0.0013 (J)
2/28/2023	<0.002				
8/8/2023	<0.002	<0.002	<0.002	<0.002	<0.002

Time Series

Constituent: Fluoride (mg/L) Analysis Run 10/16/2023 2:42 PM

Plant Scherer Client: Southern Company Data: Scherer Cell 1-CCR

	GWA-15 (bg)	GWA-16 (bg)	GWA-17 (bg)	GWC-1	GWC-10
4/6/2016	0.017 (J)	0.048 (J)	0.039 (J)		
4/12/2016				0.087 (J)	
4/13/2016					0.082 (JD)
6/15/2016	<0.1	<0.082	<0.082		
6/16/2016				0.04 (J)	
6/21/2016					0.02 (J)
8/10/2016	<0.1	<0.082	<0.082		
8/11/2016				0.092 (J)	
8/15/2016					<0.082
10/4/2016	<0.1	<0.082		<0.082	
10/5/2016			<0.082		<0.082
11/29/2016		<0.082	<0.082		
11/30/2016	<0.1			0.091 (J)	
12/1/2016					<0.082
2/7/2017	<0.1	<0.082	<0.082	<0.082	
2/8/2017					<0.082
4/4/2017	<0.1	<0.082	<0.082		
4/5/2017				<0.082	
4/6/2017					<0.082
6/20/2017	<0.1	<0.082	<0.082	0.082 (J)	
6/21/2017					<0.082
10/4/2017	<0.1			<0.082	
10/5/2017		<0.082	<0.082		<0.082
3/20/2018	<0.1 (D)	<0.082	<0.082	<0.082	
3/21/2018					<0.082
10/2/2018	<0.1	<0.082	<0.082	0.089 (J)	<0.082
3/26/2019	<0.1	0.041 (J)	0.042 (J)	0.072 (J)	
3/27/2019					0.077 (J)
9/10/2019	<0.1	0.047 (J)	0.046 (J)	0.077 (J)	
9/11/2019					0.067 (J)
3/18/2020	0.036 (J)	0.041 (J)	0.071 (J)	0.098 (J)	0.088 (J)
9/9/2020	<0.1	0.034 (J)	0.036 (J)	0.069 (J)	0.055 (J)
4/1/2021	<0.1	0.035 (J)	0.042 (J)	0.081 (J)	0.086 (J)
8/11/2021	0.036 (J)	0.05 (J)	0.053 (J)		
8/17/2021					0.083 (J)
10/18/2021				0.081 (J)	
2/15/2022	0.054 (J)	0.079 (J)	0.083 (J)	0.12	0.099 (J)
5/12/2022				0.048 (J,R)	
8/24/2022			0.047 (J)	0.075 (J)	
8/25/2022	<0.1	0.047 (J)			0.065 (J)
2/21/2023					0.061 (J)
2/27/2023				0.08 (J)	
2/28/2023	0.077 (J)	0.089 (J)	0.067 (J)		
8/3/2023	<0.1	0.074 (J)	0.068 (J)		
8/9/2023				0.11	0.083 (J)

Time Series

Constituent: Fluoride (mg/L) Analysis Run 10/16/2023 2:42 PM
Plant Scherer Client: Southern Company Data: Scherer Cell 1-CCR

	GWC-11	GWC-12	GWC-13	GWC-14	GWC-18
4/11/2016					0.047 (J)
4/13/2016	0.061 (JD)	0.01 (JD)	0.039 (JD)	0.027 (JD)	
6/16/2016					<0.1
6/21/2016	0.03 (J)	<0.1	<0.1	<0.1	
8/11/2016					<0.1
8/15/2016	<0.1	<0.1	<0.1	<0.1	
10/4/2016				<0.1	
10/5/2016	<0.1	<0.1			<0.1
10/7/2016			<0.1		
11/29/2016					<0.1
12/1/2016	<0.1	<0.1	<0.1	<0.1	
2/7/2017				<0.1	
2/8/2017	<0.1	<0.1			<0.1
2/9/2017			<0.1		
4/5/2017		<0.1			
4/6/2017	<0.1		<0.1	<0.1	<0.1
6/20/2017	<0.1	<0.1		<0.1	
6/21/2017					<0.1
6/22/2017			<0.1		
10/5/2017	<0.1	<0.1		<0.1	<0.1
10/6/2017			<0.1		
3/20/2018				<0.1	<0.1
3/21/2018	<0.1	<0.1 (D)			
3/22/2018			<0.1		
10/2/2018	<0.1	<0.1		<0.1	<0.1
10/3/2018			<0.1		
3/26/2019		0.026 (J)	0.04 (J)	0.034 (J)	0.046 (J)
3/27/2019	0.048 (J)				
9/11/2019	0.054 (J)	0.039 (J)	0.051 (J)	0.045 (J)	0.055 (J)
3/18/2020	0.064 (J)	0.046 (J)	0.055 (J)	0.068 (J)	<0.1
9/9/2020				<0.1	0.045 (J)
9/10/2020	0.052 (J)	<0.1	0.034 (J)		
4/1/2021	0.042 (J)	<0.1		<0.1	0.041 (J)
4/6/2021			0.026 (J)		
8/11/2021	0.051 (J)	0.029 (J)	0.045 (J)	0.045 (J)	0.062 (J)
2/16/2022	<0.1	<0.1	<0.1	<0.1	0.034 (J)
8/25/2022	0.059 (J)				0.047 (J)
8/26/2022		0.026 (J)	0.055 (J)	0.068 (J)	
2/27/2023	0.064 (J)	0.032 (J)	0.055 (J)	0.047 (J)	
2/28/2023					0.12
8/9/2023	0.071 (J)	<0.1	0.06 (J)	<0.1	0.066 (J)

Time Series

Constituent: Fluoride (mg/L) Analysis Run 10/16/2023 2:42 PM
 Plant Scherer Client: Southern Company Data: Scherer Cell 1-CCR

	GWC-19	GWC-2	GWC-20	GWC-3	GWC-4
4/11/2016	0.048 (J)				
4/12/2016		0.046 (J)	0.056 (J)	0.057 (JD)	0.121 (J)
6/16/2016	<0.1	<0.082	<0.1		
6/20/2016				0.04 (J)	0.04 (J)
8/11/2016	<0.1	<0.082	<0.1		
8/16/2016				<0.082	0.13 (J)
10/4/2016		<0.082			
10/5/2016	<0.1		<0.1	<0.082	
10/6/2016					0.1 (J)
11/29/2016	<0.1				
11/30/2016		<0.082	<0.1	<0.082	0.13 (J)
2/7/2017		<0.082			
2/8/2017	<0.1		<0.1	<0.082	0.093 (J)
4/5/2017	<0.1				
4/6/2017		<0.082	<0.1	<0.082	0.1 (J)
6/20/2017		<0.082			
6/21/2017	<0.1		<0.1	<0.082	
6/22/2017					0.11 (J)
10/4/2017		<0.082			
10/5/2017	<0.1		<0.1	<0.082	
10/6/2017					0.096 (J)
3/20/2018	<0.1	<0.082			
3/21/2018			<0.1	<0.082	0.094 (J)
10/2/2018	<0.1	<0.082			
10/3/2018			<0.1	<0.082	0.1 (J+X)
3/26/2019	0.04 (J)	0.046 (J)	0.045 (J)	0.046 (J)	0.087 (J)
9/10/2019		0.048 (J)		0.058 (J)	0.097 (J)
9/12/2019	0.032 (J)		0.044 (J)		
3/18/2020		0.055 (J)		0.091 (J)	
3/19/2020	<0.1		<0.1		0.038 (J)
9/9/2020	0.034 (J)	0.033 (J)			
9/10/2020			0.051 (J)	0.063 (J)	0.1
4/1/2021		0.043 (J)			
4/2/2021					0.097 (J)
4/6/2021				0.045 (J)	
6/1/2021	0.026 (J)		0.033 (J)		
8/11/2021	0.047 (J)		0.051 (J)		
8/12/2021		0.054 (J)		0.084 (J)	0.11
2/15/2022		0.072 (J)		0.092 (J)	0.13
2/16/2022	0.028 (J)		<0.1		
8/25/2022	0.042 (J)		0.05 (J)	0.059 (J)	0.077 (J)
8/26/2022		0.048 (J)			
2/27/2023		0.055 (J)			0.075 (J)
2/28/2023	0.079 (J)		0.089 (J)	0.08 (J)	
8/8/2023	0.067 (J)		0.053 (J)		0.1
8/9/2023		0.068 (J)		0.076 (J)	

Time Series

Constituent: Fluoride (mg/L) Analysis Run 10/16/2023 2:42 PM
 Plant Scherer Client: Southern Company Data: Scherer Cell 1-CCR

	GWC-5	GWC-6	GWC-7	GWC-8A	GWC-9
4/12/2016		0.061 (J)			
4/13/2016			0.061 (JD)		0.083 (JD)
4/19/2016	0.024 (J)			0.135 (J)	
6/20/2016		<0.082	0.12 (J)		
6/22/2016	<0.082				0.03 (J)
8/15/2016			<0.1		<0.082
8/16/2016	<0.082	<0.082			
10/6/2016	<0.082	<0.082	<0.1		<0.082
10/10/2016				0.12 (J)	
11/30/2016		<0.082			
12/1/2016	<0.082		<0.1	0.12 (J)	<0.082
2/8/2017					<0.082
2/9/2017	<0.082	<0.082	<0.1	0.11 (J)	
4/6/2017	<0.082	<0.082			<0.082
4/7/2017			<0.1	0.15 (J)	
6/21/2017	<0.082	<0.082		0.21	<0.082
6/22/2017			<0.1		
8/15/2017				0.1 (J)	
9/1/2017				0.084 (J)	
10/5/2017	<0.082				0.084 (J)
10/6/2017		<0.082	<0.1		
3/21/2018		<0.082			<0.082
3/22/2018	<0.082		<0.1	0.091 (J)	
10/2/2018					<0.082
10/3/2018	<0.082	<0.082			
10/4/2018			<0.1	0.14 (J+X)	
3/26/2019		0.058 (J)			
3/27/2019	0.038 (J)		0.04 (J)	0.071 (J)	0.066 (J)
9/11/2019	0.045 (J)	0.058 (J)	0.057 (J)	0.071 (J)	0.067 (J)
3/18/2020	0.055 (J)	0.082 (J)		0.073 (J)	0.096 (J)
3/19/2020			<0.1		
9/9/2020	0.033 (J)			0.038 (J)	0.067 (J)
9/10/2020		0.052 (J)	0.053 (J)		
4/1/2021	0.029 (J)		0.072 (J)		0.072 (J)
6/1/2021				0.034 (J)	
6/2/2021		0.038 (J)			
8/11/2021		0.055 (J)	0.058 (J)		
8/12/2021	0.045 (J)			0.087 (J)	0.085 (J)
2/15/2022	0.16	0.095 (J)	0.083 (J)	0.096 (J)	0.096 (J)
5/12/2022	0.03 (J,R)				
8/25/2022	0.047 (J)	0.058 (J)	0.051 (J)	0.059 (J)	0.064 (J)
2/27/2023		0.072 (J)	0.054 (J)	0.097 (J)	0.07 (J)
2/28/2023	0.065 (J)				
8/8/2023	0.066 (J)	0.1	0.084 (J)	0.053 (J)	0.088 (J)

Time Series

Constituent: Lead, Total (mg/L) Analysis Run 10/16/2023 2:42 PM
 Plant Scherer Client: Southern Company Data: Scherer Cell 1-CCR

	GWA-15 (bg)	GWA-16 (bg)	GWA-17 (bg)	GWC-1	GWC-10
5/8/2010			<0.001		
5/9/2010	<0.001	0.0021 (J)			
5/10/2010					<0.001
5/11/2010				<0.001	
6/16/2010		0.0028 (J)	0.0021 (J)		0.002 (J)
6/17/2010				0.0026 (J)	
6/18/2010	<0.001				
7/26/2010			<0.001		
7/27/2010		<0.001		<0.001	
7/28/2010	<0.001				<0.001
9/7/2010		<0.001	<0.001		
9/8/2010					<0.001
9/9/2010	<0.001			<0.001	
4/28/2011				0.0036 (J)	
4/29/2011		0.0032 (J)	0.0024 (J)		0.003 (J)
4/30/2011	<0.001				
10/27/2011					0.0027 (J)
10/28/2011	<0.001	0.0025 (J)	0.002 (J)		
10/29/2011				0.0038 (J)	
5/2/2012	<0.001	<0.001	<0.001		
5/3/2012				<0.001	
5/4/2012					<0.001
11/9/2012	<0.001	0.0024 (J)	<0.001	0.0024 (J)	
11/11/2012					0.0022 (J)
5/8/2013	<0.001	0.0051	0.0034 (J)		
5/9/2013				0.0085	0.007
11/5/2013	<0.001			0.0042 (J)	0.0048 (J)
11/6/2013		0.0033 (J)	0.0028 (J)		
5/20/2014	<0.001	<0.001	<0.001		
5/21/2014					<0.001
5/23/2014				<0.001	
11/8/2014		<0.001	<0.001		
11/12/2014	<0.001				0.002 (J)
11/13/2014				<0.001	
5/22/2015	<0.001	0.0036 (J)	0.0032 (J)		
5/23/2015				0.0044 (J)	0.0035 (J)
11/9/2015		0.0039 (J)	<0.001		
11/11/2015	<0.001			0.0042 (J)	
11/12/2015					0.0032 (J)
4/6/2016	<0.001	<0.001	<0.001		
4/12/2016				<0.001	
4/13/2016					<0.001 (D)
6/15/2016	<0.001	<0.001	<0.001		
6/16/2016				<0.001	
6/21/2016					<0.001
8/10/2016	<0.001	<0.001	<0.001		
8/11/2016				<0.001	
8/15/2016					<0.001
10/4/2016	<0.001	<0.001		<0.001	
10/5/2016			<0.001		<0.001
11/29/2016		<0.001	<0.001		
11/30/2016	<0.001			<0.001	

Time Series

Constituent: Lead, Total (mg/L) Analysis Run 10/16/2023 2:42 PM
Plant Scherer Client: Southern Company Data: Scherer Cell 1-CCR

	GWA-15 (bg)	GWA-16 (bg)	GWA-17 (bg)	GWC-1	GWC-10
12/1/2016					<0.001
2/7/2017	<0.001	<0.001	<0.001	<0.001	
2/8/2017					<0.001
4/4/2017	<0.001	<0.001	<0.001		
4/5/2017				<0.001	
4/6/2017					<0.001
6/20/2017	<0.001	<0.001	<0.001	<0.001	
6/21/2017					<0.001
10/4/2017	<0.001			0.00067 (J)	
10/5/2017		<0.001	<0.001		<0.001
3/20/2018	<0.001 (D)	<0.001	<0.001	<0.001	
3/21/2018					<0.001
10/2/2018	<0.001	<0.001	<0.001	<0.001	<0.001
3/26/2019	<0.001	<0.001	<0.001	<0.001	
3/27/2019					<0.001
9/10/2019	<0.001	0.00016 (J)	0.00022 (J)	<0.001	
9/11/2019					<0.001
3/18/2020	<0.001	<0.001	<0.001	0.00023 (J)	<0.001
9/9/2020	<0.001	<0.001	<0.001	<0.001	<0.001
4/1/2021	<0.001	<0.001	<0.001	<0.001	<0.001
8/11/2021	<0.001	<0.001	<0.001		
8/18/2021				<0.001	
10/18/2021					<0.001
2/15/2022	<0.001	<0.001	<0.001	<0.001	<0.001
8/24/2022			<0.001	<0.001	
8/25/2022	<0.001	<0.001			<0.001
2/21/2023					<0.001
2/27/2023				<0.001	
2/28/2023	<0.001	<0.001	<0.001		
8/3/2023	<0.001	<0.001	<0.001		
8/9/2023				<0.001	<0.001

Time Series

Constituent: Lead, Total (mg/L) Analysis Run 10/16/2023 2:42 PM
 Plant Scherer Client: Southern Company Data: Scherer Cell 1-CCR

	GWC-11	GWC-12	GWC-13	GWC-14	GWC-18
5/9/2010		<0.001	<0.001	<0.001	
5/10/2010	<0.001				<0.001
6/16/2010	<0.001				0.0023 (J)
6/18/2010		<0.001	0.0021	<0.001	
7/26/2010					<0.001
7/27/2010	<0.001	<0.001			
7/28/2010				<0.001	
7/29/2010			<0.001		
9/7/2010					<0.001
9/8/2010	<0.001	<0.001			
9/9/2010			<0.001	<0.001	
4/26/2011			<0.001		
4/29/2011	0.0032 (J)	<0.001			0.0033 (J)
4/30/2011				<0.001	
10/27/2011	0.0027 (J)				
10/28/2011		<0.001	<0.001	<0.001	0.0023 (J)
5/2/2012					<0.001
5/3/2012		<0.001		<0.001	
5/4/2012	<0.001		<0.001		
11/9/2012					<0.001
11/10/2012	0.0025 (J)	<0.001		<0.001	
11/11/2012			<0.001		
5/8/2013			0.0036	0.0024	0.0052
5/9/2013	0.0051	<0.001			
11/5/2013				0.0028	
11/6/2013	0.0037 (J)	<0.001			0.003 (J)
11/7/2013			<0.001		
5/20/2014	<0.001	<0.001	<0.001	<0.001	
5/23/2014					<0.001
11/8/2014					<0.001
11/12/2014	<0.001	<0.001	<0.001	<0.001	
5/22/2015					0.0023 (J)
5/23/2015		<0.001			
5/24/2015	0.0037 (J)		<0.001	<0.001	
11/10/2015					0.0025 (J)
11/11/2015				<0.001	
11/12/2015	0.0038 (J)	<0.001	<0.001		
4/11/2016					<0.001
4/13/2016	<0.001 (D)	<0.001 (D)	<0.001 (D)	<0.001 (D)	
6/16/2016					<0.001
6/21/2016	<0.001	<0.001	<0.001	<0.001	
8/11/2016					<0.001
8/15/2016	<0.001	<0.001	<0.001	<0.001	
10/4/2016				<0.001	
10/5/2016	<0.001	<0.001			<0.001
10/7/2016			<0.001		
11/29/2016					<0.001
12/1/2016	<0.001	<0.001	<0.001	<0.001	
2/7/2017				<0.001	
2/8/2017	<0.001	<0.001			<0.001
2/9/2017			<0.001		
4/5/2017		<0.001			

Time Series

Constituent: Lead, Total (mg/L) Analysis Run 10/16/2023 2:42 PM
Plant Scherer Client: Southern Company Data: Scherer Cell 1-CCR

	GWC-11	GWC-12	GWC-13	GWC-14	GWC-18
4/6/2017	<0.001		<0.001	<0.001	<0.001
6/20/2017	<0.001	<0.001		<0.001	
6/21/2017					<0.001
6/22/2017			<0.001		
10/5/2017	<0.001	<0.001		<0.001	<0.001
10/6/2017			0.00061 (J)		
3/20/2018				<0.001	<0.001
3/21/2018	<0.001	<0.001 (D)			
3/22/2018			<0.001		
10/2/2018	<0.001	<0.001		<0.001	<0.001
10/3/2018			<0.001		
3/26/2019		<0.001	<0.001	<0.001	<0.001
3/27/2019	<0.001				
9/11/2019	<0.001	<0.001	<0.001	<0.001	<0.001
3/18/2020	0.0017	<0.001	<0.001	<0.001	<0.001
9/9/2020				<0.001	<0.001
9/10/2020	0.00014 (J)	<0.001	<0.001		
4/1/2021	<0.001	<0.001		<0.001	<0.001
4/6/2021			<0.001		
8/11/2021	<0.001	<0.001	<0.001	<0.001	<0.001
2/16/2022	<0.001	<0.001	<0.001	<0.001	<0.001
8/25/2022	<0.001				<0.001
8/26/2022		<0.001	<0.001	<0.001	
2/27/2023	<0.001	<0.001	<0.001	<0.001	
2/28/2023					<0.001
8/9/2023	<0.001	<0.001	<0.001	<0.001	<0.001

Time Series

Constituent: Lead, Total (mg/L) Analysis Run 10/16/2023 2:42 PM

Plant Scherer Client: Southern Company Data: Scherer Cell 1-CCR

	GWC-19	GWC-2	GWC-20	GWC-3	GWC-4
5/11/2010	<0.001	<0.001	0.0026 (J)	0.011 (o)	<0.001
6/16/2010	0.0022 (J)				
6/17/2010			0.0021 (J)	0.0027 (J)	<0.001
6/19/2010		0.003 (J)			
7/27/2010	<0.001	<0.001	<0.001		
7/28/2010				<0.001	<0.001
9/7/2010	<0.001		<0.001	<0.001	
9/8/2010					0.002 (J)
9/9/2010		<0.001			
4/28/2011		0.0037 (J)			0.0042 (J)
4/29/2011	0.0029 (J)		0.0032 (J)	0.0038 (J)	
10/28/2011	0.0021 (J)	0.003 (J)	0.0025 (J)	<0.001	
10/29/2011					0.0036 (J)
5/2/2012	<0.001				
5/3/2012		<0.001	<0.001	<0.001	<0.001
11/9/2012	0.002 (J)	0.003 (J)		0.0029 (J)	
11/10/2012			<0.001		0.0023 (J)
5/9/2013	0.0056	0.0063	0.0056		
5/10/2013				0.0061	0.0062
11/5/2013		0.0043 (J)			
11/6/2013	0.0035 (J)		0.0032 (J)	0.0025 (J)	0.0043 (J)
5/22/2014	<0.001	<0.001	<0.001	<0.001	<0.001
11/8/2014	<0.001				
11/9/2014			<0.001	<0.001	<0.001
11/13/2014		0.0021 (J)			
5/22/2015				0.0034 (J)	0.0046 (J)
5/23/2015	0.0047 (J)				
5/24/2015		0.0043 (J)	0.0044 (J)		
11/10/2015	0.0044 (J)		0.0038 (J)	0.0021 (J)	
11/11/2015		0.0032 (J)			0.0028 (J)
4/11/2016	<0.001				
4/12/2016		<0.001	<0.001	<0.001 (D)	<0.001
6/16/2016	<0.001	<0.001	<0.001		
6/20/2016				<0.001	<0.001
8/11/2016	<0.001	<0.001	<0.001		
8/12/2016				<0.001	<0.001
10/4/2016		<0.001			
10/5/2016	<0.001		<0.001	<0.001	
10/6/2016					<0.001
11/29/2016	<0.001				
11/30/2016		<0.001	<0.001	<0.001	<0.001
2/7/2017		<0.001			
2/8/2017	<0.001		<0.001	<0.001	<0.001
4/5/2017	0.0009 (J)				
4/6/2017		<0.001	<0.001	<0.001	<0.001
6/20/2017		<0.001			
6/21/2017	<0.001		<0.001	<0.001	
6/22/2017					<0.001
10/4/2017		<0.001			
10/5/2017	0.0015		<0.001	<0.001	
10/6/2017					<0.001
3/20/2018	<0.001	<0.001			

Time Series

Constituent: Lead, Total (mg/L) Analysis Run 10/16/2023 2:42 PM
Plant Scherer Client: Southern Company Data: Scherer Cell 1-CCR

	GWC-19	GWC-2	GWC-20	GWC-3	GWC-4
3/21/2018			<0.001	<0.001	<0.001
10/2/2018	<0.001	<0.001			
10/3/2018			<0.001	0.00037 (J)	<0.001
3/26/2019	<0.001	<0.001	<0.001	<0.001	<0.001
9/10/2019		<0.001		<0.001	<0.001
9/12/2019	<0.001		<0.001		
3/18/2020		0.00014 (J)		<0.001	
3/19/2020	<0.001		<0.001		0.00019 (J)
9/9/2020	<0.001	<0.001			
9/10/2020			<0.001	<0.001	<0.001
4/1/2021		<0.001			
4/2/2021					<0.001
4/5/2021	0.00014 (J)		<0.001		
4/6/2021				<0.001	
8/11/2021	<0.001		<0.001		
8/12/2021		<0.001		0.00014 (J)	<0.001
2/15/2022		<0.001		<0.001	<0.001
2/16/2022	<0.001		<0.001		
8/25/2022	<0.001		<0.001	<0.001	<0.001
8/26/2022		<0.001			
2/27/2023		<0.001			<0.001
2/28/2023	<0.001		<0.001	<0.001	
8/8/2023	<0.001		<0.001		<0.001
8/9/2023		<0.001		<0.001	

Time Series

Constituent: Lead, Total (mg/L) Analysis Run 10/16/2023 2:42 PM
 Plant Scherer Client: Southern Company Data: Scherer Cell 1-CCR

	GWC-5	GWC-6	GWC-7	GWC-8A	GWC-9
5/10/2010			<0.001	<0.001	<0.001
5/11/2010	<0.001	<0.001			
6/16/2010					0.003 (J)
6/18/2010	0.0024	<0.001	0.0027 (J)		
6/19/2010				<0.001	
7/27/2010	<0.001	<0.001			<0.001
7/28/2010			<0.001	<0.001	
9/8/2010				0.0023 (J)	<0.001
9/9/2010	<0.001	<0.001	0.002 (J)		
4/29/2011	0.0028				0.0039 (J)
4/30/2011		0.0034 (J)	0.0037 (J)	0.011 (O)	
10/27/2011				0.0055	0.0043 (J)
10/28/2011	<0.001				
10/29/2011		0.0041 (J)	0.0025 (J)		
5/3/2012					<0.001
5/4/2012	<0.001	<0.001	<0.001	0.0029 (J)	
11/10/2012	<0.001	0.0023 (J)	0.003 (J)		
11/11/2012				0.0052	0.0025 (J)
5/9/2013	0.0061	0.0067	0.0064		0.0067
5/10/2013				0.023 (O)	
11/6/2013	0.0034				0.0069
11/7/2013		0.0048 (J)	0.0037 (J)	0.0083	
5/21/2014		<0.001	<0.001	<0.001	<0.001
5/22/2014	<0.001				
11/9/2014	<0.001	<0.001			
11/12/2014			<0.001		0.002 (J)
11/13/2014				0.0085	
5/23/2015				0.0077	0.003 (J)
5/24/2015	0.0093 (O)	0.0045 (J)	0.0053 (J)		
11/11/2015	0.0071	0.0048 (J)	0.0022 (J)	0.008	
11/12/2015					0.0044 (J)
4/12/2016		<0.001			
4/13/2016			<0.001 (D)		<0.001 (D)
4/19/2016	<0.001			<0.001	
6/20/2016		<0.001	<0.001		
6/22/2016	<0.001				<0.001
8/12/2016		<0.001			
8/15/2016			<0.001		<0.001
8/16/2016	<0.001				
10/6/2016	<0.001	<0.001	<0.001		<0.001
10/10/2016				<0.001	
11/30/2016		<0.001			
12/1/2016	<0.001		<0.001	0.00047 (J)	<0.001
2/8/2017					<0.001
2/9/2017	<0.001	<0.001	<0.001	0.0012 (J)	
4/6/2017	<0.001	<0.001			<0.001
4/7/2017			<0.001	<0.001	
6/21/2017	<0.001	<0.001		<0.001	<0.001
6/22/2017			<0.001		
8/15/2017				<0.001	
9/1/2017				<0.001	
10/5/2017	<0.001				<0.001

Time Series

Constituent: Lead, Total (mg/L) Analysis Run 10/16/2023 2:42 PM
Plant Scherer Client: Southern Company Data: Scherer Cell 1-CCR

	GWC-5	GWC-6	GWC-7	GWC-8A	GWC-9
10/6/2017		<0.001	<0.001		
10/9/2017				<0.001	
3/21/2018		<0.001			<0.001
3/22/2018	<0.001		<0.001	<0.001	
10/2/2018					<0.001
10/3/2018	<0.001	<0.001			
10/4/2018			<0.001	<0.001	
3/26/2019		<0.001			
3/27/2019	<0.001		<0.001	<0.001	<0.001
9/11/2019	<0.001	<0.001	<0.001	<0.001	<0.001
3/18/2020	<0.001	<0.001		<0.001	<0.001
3/19/2020			<0.001		
9/9/2020	<0.001			<0.001	<0.001
9/10/2020		<0.001	0.00017 (J)		
4/1/2021	<0.001		<0.001		<0.001
4/5/2021		<0.001		0.00034 (J)	
8/11/2021		<0.001	0.00014 (J)		
8/12/2021	<0.001			<0.001	<0.001
2/15/2022	<0.001	<0.001	<0.001	<0.001	<0.001
8/25/2022	<0.001	<0.001	<0.001	<0.001	<0.001
2/27/2023		<0.001	<0.001	<0.001	<0.001
2/28/2023	<0.001				
8/8/2023	<0.001	<0.001	<0.001	<0.001	<0.001

Time Series

Constituent: Mercury (mg/L) Analysis Run 10/16/2023 2:42 PM
 Plant Scherer Client: Southern Company Data: Scherer Cell 1-CCR

	GWA-15 (bg)	GWA-16 (bg)	GWA-17 (bg)	GWC-1	GWC-10
5/8/2010			<0.0002		
5/9/2010	<0.0002	<0.0002			
5/10/2010					<0.0002
5/11/2010				<0.0002	
6/16/2010		<0.0002	<0.0002		<0.0002
6/17/2010				<0.0002	
6/18/2010	<0.0002				
7/26/2010			<0.0002		
7/27/2010		<0.0002		<0.0002	
7/28/2010	<0.0002				<0.0002
9/7/2010		7.4E-05 (J)	7.8E-05 (J)		
9/8/2010					8.8E-05 (J)
9/9/2010	<0.0002			<0.0002	
4/28/2011				<0.0002	
4/29/2011		<0.0002	<0.0002		<0.0002
4/30/2011	<0.0002				
10/27/2011					<0.0002
10/28/2011	<0.0002	<0.0002	<0.0002		
10/29/2011				<0.0002	
5/2/2012	<0.0002	<0.0002	<0.0002		
5/3/2012				<0.0002	
5/4/2012					<0.0002
11/9/2012	<0.0002	<0.0002	<0.0002	<0.0002	
11/11/2012					<0.0002
5/8/2013	7E-05 (J)	8E-05 (J)	<0.0002		
5/9/2013				<0.0002	<0.0002
11/5/2013	<0.0002			7.3E-05 (J)	0.00011 (J)
11/6/2013		0.00014	0.00011		
5/20/2014	<0.0002	<0.0002	<0.0002		
5/21/2014					<0.0002
5/23/2014				<0.0002	
11/8/2014		<0.0002	<0.0002		
11/12/2014	<0.0002				<0.0002
11/13/2014				<0.0002	
5/22/2015	7.2E-05 (J)	<0.0002	7.1E-05 (J)		
5/23/2015				<0.0002	<0.0002
11/9/2015		<0.0002	<0.0002		
11/11/2015	<0.0002			<0.0002	
11/12/2015					<0.0002
4/6/2016	<0.0002	<0.0002	<0.0002		
4/12/2016				<0.0002	
4/13/2016					<0.0002 (D)
6/15/2016	<0.0002	<0.0002	<0.0002		
6/16/2016				<0.0002	
6/21/2016					<0.0002
8/10/2016	<0.0002	<0.0002	<0.0002		
8/11/2016				<0.0002	
8/15/2016					<0.0002
10/4/2016	<0.0002	<0.0002		<0.0002	
10/5/2016			<0.0002		<0.0002
11/29/2016		<0.0002	<0.0002		
11/30/2016	<0.0002			<0.0002	

Time Series

Constituent: Mercury (mg/L) Analysis Run 10/16/2023 2:42 PM
Plant Scherer Client: Southern Company Data: Scherer Cell 1-CCR

	GWA-15 (bg)	GWA-16 (bg)	GWA-17 (bg)	GWC-1	GWC-10
12/1/2016					<0.0002
2/7/2017	<0.0002	<0.0002	<0.0002	7E-05 (J)	
2/8/2017					7.6E-05 (J)
4/4/2017	<0.0002	<0.0002	<0.0002		
4/5/2017				<0.0002	
4/6/2017					<0.0002
6/20/2017	<0.0002	<0.0002	<0.0002	<0.0002	
6/21/2017					<0.0002
10/4/2017	<0.0002			<0.0002	
10/5/2017		<0.0002	<0.0002		<0.0002
3/20/2018	<0.0002 (XD)	<0.0002	<0.0002 (X)	<0.0002 (X)	
3/21/2018					<0.0002
10/2/2018	<0.0002 (X)	<0.0002 (X)	<0.0002 (X)	<0.0002 (X)	<0.0002 (X)
3/26/2019	<0.0002	<0.0002	<0.0002	<0.0002	
3/27/2019					<0.0002
9/10/2019	<0.0002	<0.0002	<0.0002	<0.0002	
9/11/2019					<0.0002
3/18/2020	<0.0002	<0.0002	<0.0002	<0.0002	<0.0002
9/9/2020	<0.0002	<0.0002	<0.0002	<0.0002	<0.0002
4/1/2021	<0.0002	<0.0002	<0.0002	<0.0002	<0.0002
8/11/2021	<0.0002	<0.0002	<0.0002		
8/17/2021					<0.0002
8/18/2021				<0.0002	
2/15/2022	<0.0002	<0.0002	<0.0002	<0.0002	<0.0002
8/24/2022			<0.0002	<0.0002	
8/25/2022	<0.0002	<0.0002			<0.0002
2/21/2023					<0.0002
2/27/2023				<0.0002	
2/28/2023	<0.0002	<0.0002	<0.0002		
8/3/2023	<0.0002	<0.0002	<0.0002		
8/9/2023				<0.0002	<0.0002

Time Series

Constituent: Mercury (mg/L) Analysis Run 10/16/2023 2:42 PM
 Plant Scherer Client: Southern Company Data: Scherer Cell 1-CCR

	GWC-11	GWC-12	GWC-13	GWC-14	GWC-18
5/9/2010		<0.0002	8.2E-05 (J)	9.1E-05 (J)	
5/10/2010	<0.0002				<0.0002
6/16/2010	<0.0002				<0.0002
6/18/2010		<0.0002	<0.0002	<0.0002	
7/26/2010					<0.0002
7/27/2010	<0.0002	<0.0002			
7/28/2010				<0.0002	
7/29/2010			<0.0002		
9/7/2010					<0.0002
9/8/2010	<0.0002	<0.0002			
9/9/2010			<0.0002	<0.0002	
4/26/2011			<0.0002		
4/29/2011	<0.0002	<0.0002			<0.0002
4/30/2011				<0.0002	
10/27/2011	<0.0002				
10/28/2011		<0.0002	<0.0002	<0.0002	<0.0002
5/2/2012					<0.0002
5/3/2012		<0.0002		<0.0002	
5/4/2012	<0.0002		<0.0002		
11/9/2012					<0.0002
11/10/2012	<0.0002	<0.0002		<0.0002	
11/11/2012			<0.0002		
5/8/2013			<0.0002	<0.0002	<0.0002
5/9/2013	0.00019	<0.0002			
11/5/2013				0.00016	
11/6/2013	0.00014	<0.0002			<0.0002
11/7/2013			0.0001		
5/20/2014	<0.0002	<0.0002	<0.0002	<0.0002	
5/23/2014					<0.0002
11/8/2014					<0.0002
11/12/2014	<0.0002	<0.0002	<0.0002	<0.0002	
5/22/2015					<0.0002
5/23/2015		<0.0002			
5/24/2015	<0.0002		<0.0002	<0.0002	
11/10/2015					<0.0002
11/11/2015				<0.0002	
11/12/2015	<0.0002	<0.0002	<0.0002		
4/11/2016					<0.0002
4/13/2016	<0.0002 (D)	<0.0002 (D)	<0.0002 (D)	<0.0002 (D)	
6/16/2016					<0.0002
6/21/2016	<0.0002	<0.0002	<0.0002	<0.0002	
8/11/2016					<0.0002
8/15/2016	<0.0002	<0.0002	<0.0002	<0.0002	
10/4/2016				<0.0002	
10/5/2016	<0.0002	<0.0002			<0.0002
10/7/2016			<0.0002		
11/29/2016					<0.0002
12/1/2016	<0.0002	<0.0002	<0.0002	<0.0002	
2/7/2017				<0.0002	
2/8/2017	<0.0002	<0.0002			8.9E-05
2/9/2017			<0.0002		
4/5/2017		<0.0002			

Time Series

Constituent: Mercury (mg/L) Analysis Run 10/16/2023 2:42 PM
Plant Scherer Client: Southern Company Data: Scherer Cell 1-CCR

	GWC-11	GWC-12	GWC-13	GWC-14	GWC-18
4/6/2017	<0.0002		<0.0002	<0.0002	<0.0002
6/20/2017	<0.0002	<0.0002		<0.0002	
6/21/2017					<0.0002
6/22/2017			<0.0002		
10/5/2017	<0.0002	<0.0002		<0.0002	<0.0002
10/6/2017			<0.0002		
3/20/2018				<0.0002	<0.0002
3/21/2018	<0.0002	<0.0002 (D)			
3/22/2018			<0.0002 (X)		
10/2/2018	<0.0002 (X)	<0.0002 (X)		<0.0002 (X)	<0.0002 (X)
10/3/2018			<0.0002 (X)		
3/26/2019		<0.0002	<0.0002	<0.0002	<0.0002
3/27/2019	<0.0002				
9/11/2019	<0.0002	<0.0002	<0.0002	<0.0002	<0.0002
3/18/2020	<0.0002	<0.0002	<0.0002	<0.0002	<0.0002
9/9/2020				<0.0002	<0.0002
9/10/2020	<0.0002	<0.0002	<0.0002		
4/1/2021	<0.0002	<0.0002		<0.0002	<0.0002
4/6/2021			<0.0002		
8/11/2021	<0.0002	<0.0002	<0.0002	<0.0002	<0.0002
2/16/2022	<0.0002	<0.0002	<0.0002	<0.0002	<0.0002
8/25/2022	<0.0002				<0.0002
8/26/2022		<0.0002	<0.0002	<0.0002	
2/27/2023	<0.0002	<0.0002	<0.0002	<0.0002	
2/28/2023					<0.0002
8/9/2023	<0.0002	<0.0002	<0.0002	<0.0002	<0.0002

Time Series

Constituent: Mercury (mg/L) Analysis Run 10/16/2023 2:42 PM
Plant Scherer Client: Southern Company Data: Scherer Cell 1-CCR

	GWC-19	GWC-2	GWC-20	GWC-3	GWC-4
5/11/2010	<0.0002	<0.0002	8.5E-05	<0.0002	<0.0002
6/16/2010	<0.0002				
6/17/2010			<0.0002	<0.0002	<0.0002
6/19/2010		<0.0002			
7/27/2010	<0.0002	<0.0002	<0.0002		
7/28/2010				<0.0002	<0.0002
9/7/2010	0.00011		0.0001	0.00012	
9/8/2010					<0.0002
9/9/2010		9.3E-05			
4/28/2011		<0.0002			<0.0002
4/29/2011	<0.0002		<0.0002	<0.0002	
10/28/2011	<0.0002	<0.0002	<0.0002	<0.0002	
10/29/2011					<0.0002
5/2/2012	<0.0002				
5/3/2012		<0.0002	<0.0002	<0.0002	<0.0002
11/9/2012	<0.0002	<0.0002		<0.0002	
11/10/2012			<0.0002		<0.0002
5/9/2013	<0.0002	<0.0002	<0.0002		
5/10/2013				0.00014	0.00012
11/5/2013		0.00011			
11/6/2013	<0.0002		<0.0002	0.00014	<0.0002
5/22/2014	<0.0002	<0.0002	<0.0002	<0.0002	<0.0002
11/8/2014	<0.0002				
11/9/2014			<0.0002	<0.0002	<0.0002
11/13/2014		<0.0002			
5/22/2015				<0.0002	<0.0002
5/23/2015	<0.0002				
5/24/2015		<0.0002	<0.0002		
11/10/2015	<0.0002	<0.0002	<0.0002	<0.0002	
11/11/2015		<0.0002			<0.0002
4/11/2016	<0.0002				
4/12/2016		<0.0002	<0.0002	<0.0002 (D)	<0.0002
6/16/2016	<0.0002	<0.0002	<0.0002		
6/20/2016				<0.0002	<0.0002
8/11/2016	<0.0002	<0.0002	<0.0002		
8/12/2016				<0.0002	<0.0002
10/4/2016		<0.0002			
10/5/2016	<0.0002		<0.0002	<0.0002	
10/6/2016					<0.0002
11/29/2016	<0.0002				
11/30/2016		<0.0002	<0.0002	<0.0002	<0.0002
2/7/2017		<0.0002			
2/8/2017	7.6E-05 (J)		7.5E-05 (J)	<0.0002	<0.0002
4/5/2017	<0.0002				
4/6/2017		<0.0002	<0.0002	<0.0002	<0.0002
6/20/2017		<0.0002			
6/21/2017	<0.0002		<0.0002	<0.0002	
6/22/2017					<0.0002
10/4/2017		<0.0002			
10/5/2017	<0.0002		<0.0002	<0.0002	
10/6/2017					<0.0002
3/20/2018	<0.0002 (X)	<0.0002 (X)			

Time Series

Constituent: Mercury (mg/L) Analysis Run 10/16/2023 2:42 PM
Plant Scherer Client: Southern Company Data: Scherer Cell 1-CCR

	GWC-19	GWC-2	GWC-20	GWC-3	GWC-4
3/21/2018			<0.0002	<0.0002	<0.0002 (X)
10/2/2018	<0.0002 (X)	<0.0002			
10/3/2018			<0.0002 (X)	<0.0002 (X)	<0.0002 (X)
3/26/2019	<0.0002	<0.0002	<0.0002	<0.0002	<0.0002
9/10/2019		<0.0002		<0.0002	<0.0002
9/12/2019	<0.0002		<0.0002		
3/18/2020		<0.0002		<0.0002	
3/19/2020	<0.0002		<0.0002		<0.0002
9/9/2020	<0.0002	<0.0002			
9/10/2020			<0.0002	<0.0002	<0.0002
4/1/2021		<0.0002			
4/2/2021					<0.0002
4/6/2021				<0.0002	
6/1/2021	<0.0002		<0.0002		
8/11/2021	<0.0002		<0.0002		
8/12/2021		<0.0002		<0.0002	<0.0002
2/15/2022		<0.0002		<0.0002	<0.0002
2/16/2022	<0.0002		0.00015 (J)		
8/25/2022	<0.0002		<0.0002	<0.0002	<0.0002
8/26/2022		<0.0002			
2/27/2023		<0.0002			<0.0002
2/28/2023	<0.0002		<0.0002	<0.0002	
8/8/2023	<0.0002		<0.0002		<0.0002
8/9/2023		<0.0002		<0.0002	

Time Series

Constituent: Mercury (mg/L) Analysis Run 10/16/2023 2:42 PM
 Plant Scherer Client: Southern Company Data: Scherer Cell 1-CCR

	GWC-5	GWC-6	GWC-7	GWC-8A	GWC-9
5/10/2010			<0.0002	<0.0002	<0.0002
5/11/2010	<0.0002	<0.0002			
6/16/2010					<0.0002
6/18/2010	<0.0002	<0.0002	<0.0002		
6/19/2010				<0.0002	
7/27/2010	<0.0002	<0.0002			<0.0002
7/28/2010			<0.0002	<0.0002	
9/8/2010				0.00011 (J)	<0.0002
9/9/2010	<0.0002	0.00017	<0.0002		
4/29/2011	<0.0002				<0.0002
4/30/2011		<0.0002	<0.0002	<0.0002	
10/27/2011				<0.0002	<0.0002
10/28/2011	<0.0002				
10/29/2011		<0.0002	7E-05 (J)		
5/3/2012					<0.0002
5/4/2012	<0.0002	<0.0002	<0.0002	<0.0002	
11/10/2012	<0.0002	<0.0002	<0.0002		
11/11/2012				<0.0002	<0.0002
5/9/2013	0.00016	0.00014	<0.0002		<0.0002
5/10/2013				0.00014	
11/6/2013	<0.0002				8.8E-05
11/7/2013		0.00011	0.00016	0.00019	
5/21/2014		<0.0002	<0.0002	<0.0002	<0.0002
5/22/2014	<0.0002				
11/9/2014	<0.0002	<0.0002			
11/12/2014			<0.0002		<0.0002
11/13/2014				<0.0002	
5/23/2015				<0.0002	<0.0002
5/24/2015	<0.0002	<0.0002	<0.0002		
11/11/2015	<0.0002	<0.0002	<0.0002	<0.0002	
11/12/2015					<0.0002
4/12/2016		<0.0002			
4/13/2016			<0.0002 (D)		<0.0002 (D)
4/19/2016	<0.0002			<0.0002	
6/20/2016		<0.0002	<0.0002		
6/22/2016	<0.0002				<0.0002
8/12/2016		<0.0002			
8/15/2016			<0.0002		<0.0002
8/16/2016	<0.0002				
10/6/2016	<0.0002	<0.0002	<0.0002		<0.0002
10/10/2016				0.000155 (D)	
11/30/2016		<0.0002			
12/1/2016	<0.0002		<0.0002	<0.0002	<0.0002
2/8/2017					<0.0002
2/9/2017	<0.0002	<0.0002	<0.0002	<0.0002	
4/6/2017	<0.0002	<0.0002			<0.0002
4/7/2017			<0.0002	<0.0002	
6/21/2017	<0.0002	<0.0002		<0.0002	<0.0002
6/22/2017			<0.0002		
8/15/2017				<0.0002	
9/1/2017				<0.0002	
10/5/2017	<0.0002				<0.0002

Time Series

Constituent: Mercury (mg/L) Analysis Run 10/16/2023 2:42 PM
Plant Scherer Client: Southern Company Data: Scherer Cell 1-CCR

	GWC-5	GWC-6	GWC-7	GWC-8A	GWC-9
10/6/2017		<0.0002	<0.0002		
10/9/2017				8.9E-05 (J)	
3/21/2018		<0.0002 (X)			<0.0002
3/22/2018	<0.0002 (X)		<0.0002 (X)	<0.0002 (X)	
10/2/2018					<0.0002 (X)
10/3/2018	<0.0002 (X)	<0.0002 (X)			
10/4/2018			<0.0002 (X)	<0.0002	
3/26/2019		<0.0002			
3/27/2019	<0.0002		<0.0002	<0.0002	<0.0002
9/11/2019	<0.0002	<0.0002	<0.0002	<0.0002	<0.0002
3/18/2020	<0.0002	<0.0002		<0.0002	<0.0002
3/19/2020			0.00011 (J)		
9/9/2020	<0.0002			<0.0002	<0.0002
9/10/2020		<0.0002	<0.0002		
4/1/2021	<0.0002		<0.0002		<0.0002
6/1/2021				<0.0002	
6/2/2021		<0.0002			
8/11/2021		<0.0002	<0.0002		
8/12/2021	<0.0002			<0.0002	<0.0002
2/15/2022	<0.0002	<0.0002	<0.0002	<0.0002	<0.0002
8/25/2022	<0.0002	<0.0002	<0.0002	<0.0002	<0.0002
2/27/2023		<0.0002	<0.0002	<0.0002	<0.0002
2/28/2023	<0.0002				
8/8/2023	<0.0002	<0.0002	<0.0002	<0.0002	<0.0002

Time Series

Constituent: Nickel (mg/L) Analysis Run 10/16/2023 2:42 PM
 Plant Scherer Client: Southern Company Data: Scherer Cell 1-CCR

	GWA-15 (bg)	GWA-16 (bg)	GWA-17 (bg)	GWC-1	GWC-10
5/8/2010			<0.001		
5/9/2010	<0.0018	<0.001			
5/10/2010					<0.0018
5/11/2010				<0.0018	
6/16/2010		<0.001	<0.001		<0.0018
6/17/2010				<0.0018	
6/18/2010	<0.0018				
7/26/2010			<0.001		
7/27/2010		<0.001		<0.0018	
7/28/2010	<0.0018				<0.0018
9/7/2010		<0.001	<0.001		
9/8/2010					<0.0018
9/9/2010	<0.0018			<0.0018	
4/28/2011				0.0086 (O)	
4/29/2011		<0.001	<0.001		<0.0018
4/30/2011	<0.0018				
10/27/2011					<0.0018
10/28/2011	<0.0018	<0.001	<0.001		
10/29/2011				<0.0018	
5/2/2012	<0.0018	<0.001	<0.001		
5/3/2012				<0.0018	
5/4/2012					<0.0018
11/9/2012	<0.0018	<0.001	<0.001	<0.0018	
11/11/2012					<0.0018
5/8/2013	<0.0018	<0.001	<0.001		
5/9/2013				<0.0018	<0.0018
11/5/2013	<0.0018			<0.0018	<0.0018
11/6/2013		<0.001	<0.001		
5/20/2014	<0.0018	<0.001	<0.001		
5/21/2014					<0.0018
5/23/2014				<0.0018	
11/8/2014		<0.001	<0.001		
11/12/2014	<0.0018				<0.0018
11/13/2014				<0.0018	
5/22/2015	<0.0018	<0.001	<0.001		
5/23/2015				<0.0018	<0.0018
11/9/2015		<0.001	<0.001		
11/11/2015	<0.0018			<0.0018	
11/12/2015					<0.0018
4/6/2016	0.00202 (J)	<0.001	<0.001		
4/12/2016				<0.0018	
4/13/2016					0.00271
10/4/2016	<0.0018	<0.001		<0.0018	
10/5/2016			<0.001		<0.0018
4/4/2017	<0.0018	<0.001	<0.001		
4/5/2017				<0.0018	
4/6/2017					<0.0018
10/4/2017	<0.0018			<0.0018	
10/5/2017		<0.001	<0.001		<0.0018
3/20/2018	<0.0018 (D)	0.04 (O)	<0.001	<0.0018	
3/21/2018					<0.0018
10/2/2018	<0.0018	<0.001	<0.001	<0.0018	0.0018 (J)

Time Series

Constituent: Nickel (mg/L) Analysis Run 10/16/2023 2:42 PM
Plant Scherer Client: Southern Company Data: Scherer Cell 1-CCR

	GWA-15 (bg)	GWA-16 (bg)	GWA-17 (bg)	GWC-1	GWC-10
3/26/2019	<0.0018	<0.001	<0.001	<0.0018	
3/27/2019					<0.0018
9/10/2019	0.00081 (J)	0.00037 (J)	0.0012	0.00065 (J)	
9/11/2019					0.0016
3/18/2020	0.00043 (J)	<0.001	<0.001	0.00056 (J)	0.0016
9/9/2020	0.00069 (J)	<0.001	0.00048 (J)	0.00047 (J)	0.0021
4/1/2021	0.00049 (J)	<0.001	0.0004 (J)	0.00073 (J)	0.0012
8/11/2021	0.00051 (J)	<0.001	<0.001		
8/18/2021				0.0017	
10/18/2021					0.002
2/15/2022	0.00065 (J)	<0.001	<0.001	0.00052 (J)	0.0022
8/24/2022			0.00082 (J)	0.00086 (J)	
8/25/2022	0.001	<0.001			0.003
12/28/2022					0.0017 (R)
2/21/2023					0.0031
2/27/2023				0.0013	
2/28/2023	0.00057 (J)	<0.001	<0.001		
8/3/2023	0.00099 (J)	<0.001	<0.001		
8/9/2023				0.0071	0.0026
10/4/2023				0.00085 (JR)	

Time Series

Constituent: Nickel (mg/L) Analysis Run 10/16/2023 2:42 PM
 Plant Scherer Client: Southern Company Data: Scherer Cell 1-CCR

	GWC-11	GWC-12	GWC-13	GWC-14	GWC-18
5/9/2010		<0.0018	<0.001	<0.001	
5/10/2010	<0.0018				<0.001
6/16/2010	<0.0018				<0.001
6/18/2010		<0.0018	<0.001	<0.001	
7/26/2010					<0.001
7/27/2010	<0.0018	<0.0018			
7/28/2010				<0.001	
7/29/2010			<0.001		
9/7/2010					<0.001
9/8/2010	<0.0018	<0.0018			
9/9/2010			<0.001	<0.001	
4/26/2011			<0.001		
4/29/2011	<0.0018	<0.0018			<0.001
4/30/2011				<0.001	
10/27/2011	<0.0018				
10/28/2011		<0.0018	<0.001	<0.001	<0.001
5/2/2012					<0.001
5/3/2012		<0.0018		<0.001	
5/4/2012	<0.0018		<0.001		
11/9/2012					<0.001
11/10/2012	<0.0018	<0.0018		<0.001	
11/11/2012			<0.001		
5/8/2013			<0.001	<0.001	<0.001
5/9/2013	<0.0018	<0.0018			
11/5/2013				<0.001	
11/6/2013	<0.0018	<0.0018			<0.001
11/7/2013			<0.001		
5/20/2014	<0.0018	<0.0018	<0.001	<0.001	
5/23/2014					<0.001
11/8/2014					<0.001
11/12/2014	<0.0018	<0.0018	<0.001	<0.001	
5/22/2015					0.0045 (O)
5/23/2015		<0.0018			
5/24/2015	<0.0018		<0.001	<0.001	
11/10/2015					<0.001
11/11/2015				<0.001	
11/12/2015	<0.0018	<0.0018	<0.001		
4/11/2016					<0.001
4/13/2016	<0.0018 (D)	<0.0018 (D)	<0.001 (D)	<0.001 (D)	
10/4/2016				<0.001	
10/5/2016	<0.0018	<0.0018			<0.001
10/7/2016			<0.001		
4/5/2017		<0.0018			
4/6/2017	<0.0018		<0.001	<0.001	<0.001
10/5/2017	<0.0018	<0.0018		<0.001	<0.001
10/6/2017			<0.001		
3/20/2018				<0.001	<0.001
3/21/2018	<0.0018	<0.0018 (D)			
3/22/2018			<0.001		
10/2/2018	<0.0018	<0.0018		<0.001	<0.001
10/3/2018			<0.001		
3/26/2019		<0.0018	<0.001	<0.001	<0.001

Time Series

Constituent: Nickel (mg/L) Analysis Run 10/16/2023 2:42 PM
Plant Scherer Client: Southern Company Data: Scherer Cell 1-CCR

	GWC-11	GWC-12	GWC-13	GWC-14	GWC-18
3/27/2019	<0.0018				
9/11/2019	0.00066 (J)	0.00084 (J)	0.00039 (J)	<0.001	0.00048 (J)
3/18/2020	0.0005 (J)	0.0006 (J)	0.00061 (J)	<0.001	0.00034 (J)
9/9/2020				<0.001	0.00064 (J)
9/10/2020	0.0012	0.00088 (J)	0.00044 (J)		
4/1/2021	0.00065 (J)	0.00065 (J)		<0.001	<0.001
4/6/2021			0.00053 (J)		
8/11/2021	0.0006 (J)	0.0008 (J)	<0.001	<0.001	<0.001
2/16/2022	0.0007 (J)	0.00076 (J)	<0.001	<0.001	<0.001
8/25/2022	0.00081 (J)				<0.001
8/26/2022		0.00096 (J)	<0.001	<0.001	
2/27/2023	0.00085 (J)	0.0011	<0.001	<0.001	
2/28/2023					<0.001
8/9/2023	0.00068 (J)	0.00094 (J)	0.00043 (J)	<0.001	<0.001

Time Series

Constituent: Nickel (mg/L) Analysis Run 10/16/2023 2:42 PM
 Plant Scherer Client: Southern Company Data: Scherer Cell 1-CCR

	GWC-19	GWC-2	GWC-20	GWC-3	GWC-4
5/11/2010	<0.001	0.0033 (O)	<0.001	<0.0018	<0.0018
6/16/2010	<0.001				
6/17/2010			<0.001	<0.0018	<0.0018
6/19/2010		<0.0018			
7/27/2010	<0.001	<0.0018	<0.001		
7/28/2010				0.019 (O)	<0.0018
9/7/2010	<0.001		<0.001	0.0093 (O)	
9/8/2010					<0.0018
9/9/2010		<0.0018			
4/28/2011		<0.0018			<0.0018
4/29/2011	<0.001		<0.001	<0.0018	
10/28/2011	<0.001	<0.0018	0.003 (J)	<0.0018	
10/29/2011					<0.0018
5/2/2012	<0.001				
5/3/2012		<0.0018	<0.001	<0.0018	<0.0018
11/9/2012	<0.001	<0.0018		0.0035 (J)	
11/10/2012			<0.001		<0.0018
5/9/2013	<0.001	<0.0018	<0.001		
5/10/2013				0.0081 (O)	<0.0018
11/5/2013		<0.0018			
11/6/2013	<0.001		<0.001	<0.0018	<0.0018
5/22/2014	<0.001	<0.0018	<0.001	<0.0018	<0.0018
11/8/2014	<0.001				
11/9/2014			<0.001	<0.0018	<0.0018
11/13/2014		<0.0018			
5/22/2015				<0.0018	<0.0018
5/23/2015	0.01 (O)				
5/24/2015		<0.0018	0.0063 (O)		
11/10/2015	<0.001		<0.001	<0.0018	
11/11/2015		<0.0018			<0.0018
4/11/2016	<0.001				
4/12/2016		0.00206 (J)	<0.001	<0.0018 (D)	<0.0018
10/4/2016		0.0023 (J)			
10/5/2016	<0.001		<0.001	<0.0018	
10/6/2016					0.0021 (J)
4/5/2017	<0.001				
4/6/2017		<0.0018	0.002 (J)	<0.0018	<0.0018
10/4/2017		0.0021 (J)			
10/5/2017	<0.001		<0.001	<0.0018	
10/6/2017					<0.0018
3/20/2018	<0.001	<0.0018			
3/21/2018			<0.001	0.0022 (J)	<0.0018
10/2/2018	<0.001	<0.0018			
10/3/2018			<0.001	0.0018 (J)	<0.0018
3/26/2019	<0.001	<0.0018	<0.001	<0.0018	0.0036
9/10/2019		0.0022		0.0016	0.00079 (J)
9/12/2019	0.0015		0.00097 (J)		
3/18/2020		0.0016		0.00091 (J)	
3/19/2020	0.00047 (J)		0.00098 (J)		0.00073 (J)
9/9/2020	0.00039 (J)	0.0016			
9/10/2020			0.00098 (J)	0.0014	0.0013
4/1/2021		0.0022			

Time Series

Constituent: Nickel (mg/L) Analysis Run 10/16/2023 2:42 PM
Plant Scherer Client: Southern Company Data: Scherer Cell 1-CCR

	GWC-19	GWC-2	GWC-20	GWC-3	GWC-4
4/2/2021					0.0012
4/5/2021	0.00047 (J)		0.00048 (J)		
4/6/2021				0.0018	
8/11/2021	<0.001		0.00056 (J)		
8/12/2021		0.0028		0.0029	0.00076 (J)
2/15/2022		0.0018		0.0013	0.00076 (J)
2/16/2022	<0.001		0.00055 (J)		
8/25/2022	0.0017		0.00074 (J)	0.0024	0.0015
8/26/2022		0.002			
2/27/2023		0.0038			0.0012
2/28/2023	0.0016		<0.001	0.0011	
8/8/2023	0.00051 (J)		0.00067 (J)		0.001
8/9/2023		0.0017		0.00078 (J)	

Time Series

Constituent: Nickel (mg/L) Analysis Run 10/16/2023 2:42 PM
 Plant Scherer Client: Southern Company Data: Scherer Cell 1-CCR

	GWC-5	GWC-6	GWC-7	GWC-8A	GWC-9
5/10/2010			<0.001	<0.0018	<0.001
5/11/2010	<0.001	0.0034			
6/16/2010					<0.001
6/18/2010	<0.001	0.0046	<0.001		
6/19/2010				<0.0018	
7/27/2010	<0.001	<0.0018			<0.001
7/28/2010			<0.001	<0.0018	
9/8/2010				<0.0018	<0.001
9/9/2010	<0.001	<0.0018	<0.001		
4/29/2011	<0.001				<0.001
4/30/2011		<0.0018	<0.001	0.008 (O)	
10/27/2011				0.0044 (J)	<0.001
10/28/2011	<0.001				
10/29/2011		<0.0018	<0.001		
5/3/2012					<0.001
5/4/2012	<0.001	<0.0018	<0.001	0.0032 (J)	
11/10/2012	<0.001	0.0053	<0.001		
11/11/2012				0.0069	<0.001
5/9/2013	<0.001	<0.0018	<0.001		<0.001
5/10/2013				0.0093 (O)	
11/6/2013	<0.001				<0.001
11/7/2013		<0.0018	<0.001	0.0033 (J)	
5/21/2014		<0.0018	<0.001	<0.0018	<0.001
5/22/2014	<0.001				
11/9/2014	<0.001	<0.0018			
11/12/2014			<0.001		<0.001
11/13/2014				0.0049 (J)	
5/23/2015				0.003 (J)	<0.001
5/24/2015	0.006 (O)	0.0047	0.0044		
11/11/2015	<0.001	<0.0018	<0.001	<0.0018	
11/12/2015					<0.001
4/12/2016		<0.0018			
4/13/2016			<0.001 (D)		<0.001 (D)
4/19/2016	0.00268 (J)			0.00247 (J)	
10/6/2016	<0.001	<0.0018	<0.001		<0.001
10/10/2016				<0.0018	
4/6/2017	0.0018 (J)	<0.0018			<0.001
4/7/2017			<0.001	0.0022 (J)	
10/5/2017	<0.001				<0.001
10/6/2017		<0.0018	<0.001		
10/9/2017				<0.0018	
3/21/2018		<0.0018			<0.001
3/22/2018	0.0019 (J)		<0.001	<0.0018	
10/2/2018					<0.001
10/3/2018	<0.001	<0.0018			
10/4/2018			<0.001	<0.0018	
3/26/2019		<0.0018			
3/27/2019	<0.001		<0.001	<0.0018	<0.001
9/11/2019	0.0007 (J)	0.00099 (J)	0.00046 (J)	0.0013	0.00063 (J)
3/18/2020	0.00068 (J)	0.00062 (J)		0.0044	<0.001
3/19/2020			<0.001		
9/9/2020	0.00039 (J)			0.0036	0.00046 (J)

Time Series

Constituent: Nickel (mg/L) Analysis Run 10/16/2023 2:42 PM
Plant Scherer Client: Southern Company Data: Scherer Cell 1-CCR

	GWC-5	GWC-6	GWC-7	GWC-8A	GWC-9
9/10/2020		0.0009 (J)	0.0007 (J)		
4/1/2021	0.00042 (J)		0.00036 (J)		0.00058 (J)
4/5/2021		0.00088 (J)		0.0058	
8/11/2021		0.00074 (J)	<0.001		
8/12/2021	0.00061 (J)			0.0035	0.00045 (J)
2/15/2022	0.001	0.00089 (J)	<0.001	0.0055	<0.001
8/25/2022	0.00071 (J)	0.0013	0.0015	0.0053	0.0042
12/28/2022					0.00068 (J,R)
2/27/2023		0.0008 (J)	0.01	0.007	0.00091 (J)
2/28/2023	<0.001				
5/2/2023			<0.001	0.0062	
8/8/2023	<0.001	0.00075 (J)	<0.001	0.0087	0.00066 (J)
10/4/2023				0.0052 (R)	

Time Series

Constituent: pH (S.U.) Analysis Run 10/16/2023 2:42 PM

Plant Scherer Client: Southern Company Data: Scherer Cell 1-CCR

	GWA-15 (bg)	GWA-16 (bg)	GWA-17 (bg)	GWC-1	GWC-10
5/20/2014	5.27	6.18	5.68		
5/21/2014					6.3
5/23/2014				6.46	
11/8/2014		6.52	6.04		
11/12/2014	5.7				6.49
11/13/2014				6.67	
5/22/2015	5.52	6.3	5.87		
5/23/2015				6.53	6.3
11/9/2015			5.97		
11/11/2015	5.63	6.36		6.71	
11/12/2015					6.45
4/6/2016	5.5 (D)	6.46 (D)	5.937 (D)		
4/12/2016				6.53 (D)	
4/13/2016					6.42 (D)
6/15/2016	5.52	6.39	5.96		
6/16/2016				6.49	
6/21/2016					6.36
8/10/2016	5.5	6.39	5.94		
8/11/2016				6.5	
8/15/2016					6.3
10/4/2016	5.56	6.4		6.5	
10/5/2016			5.86		6.25
11/29/2016		6.36	5.82		
11/30/2016	5.46			6.48	
12/1/2016					6.32
2/7/2017	5.28	6.45	6.15	6.38	
2/8/2017					6.04
4/1/2017	5.48				
4/4/2017	5.48	6.37	6		
4/5/2017				6.36	
4/6/2017					6.35
6/20/2017	5.44	6.4	6.34	6.45	
6/21/2017					6.2
10/4/2017	5.44			6.5	
10/5/2017		6.42	5.93		6.21
3/20/2018	5.48	6.36	5.97	6.63	
3/21/2018					6.56
10/2/2018	5.49	6.38	6.03	6.57	6.35
3/26/2019	5.41	6.42	6.12	6.54	
3/27/2019					6.53
3/18/2020	5.42	6.29	6.03	6.53	6.34
9/9/2020	5.71	6.33	6.05	6.57	6.4
4/1/2021	5.31	6.44	6.14	6.52	6.35
8/11/2021	5.5	6.35	6.14		
10/18/2021				6.36	6.25
2/15/2022	5.4	6.46	6.2	6.83	6.48
5/12/2022				6.55 (R)	6.31 (R)
8/24/2022			6.22	6.42	
8/25/2022	5.4	6.42			6.2
12/28/2022					6.36 (R)
2/21/2023					6.33
2/27/2023				6.56	

Time Series

Constituent: pH (S.U.) Analysis Run 10/16/2023 2:42 PM
Plant Scherer Client: Southern Company Data: Scherer Cell 1-CCR

	GWA-15 (bg)	GWA-16 (bg)	GWA-17 (bg)	GWC-1	GWC-10
2/28/2023	5.4	6.45	6.19		
5/2/2023					6.3
8/3/2023	5.48	6.24	6.22		
8/9/2023				6.57	6.3

Time Series

Constituent: pH (S.U.) Analysis Run 10/16/2023 2:42 PM
Plant Scherer Client: Southern Company Data: Scherer Cell 1-CCR

	GWC-11	GWC-12	GWC-13	GWC-14	GWC-18
5/20/2014	6.14	4.86	5.6	5.38	
5/23/2014					6.19
11/8/2014					6.42
11/12/2014	6.33	5.3	6.02	5.77	
5/22/2015					6.26
5/23/2015		5.04			
5/24/2015	6.04		5.81	5.53	
11/10/2015					6.29
11/11/2015				5.68	
11/12/2015	6.31	5.31	5.93		
4/11/2016					6.3 (D)
4/13/2016	6.17 (D)	5.22 (D)	5.88 (D)	5.58 (D)	
6/16/2016					6.34
6/21/2016	6.19	5.2	5.9	5.59	
8/11/2016					6.28
8/15/2016	6.15	5.12	5.86	5.56	
10/4/2016			5.85	5.66	
10/5/2016	6.1	5.07			6.27
10/7/2016		5.07	5.85		
11/29/2016					6.39
12/1/2016	6.15	5.08	5.85	5.54	
2/7/2017				5.42	
2/8/2017	5.9	4.76			6.35
2/9/2017			5.92		
4/5/2017		5.1			
4/6/2017	6.13		5.85	5.55	6.26
6/20/2017	6.12	5.13		5.57	
6/21/2017					6.24
6/22/2017			5.9		
10/5/2017	6.11	5.1		5.55	6.31
10/6/2017			5.88		
3/20/2018				5.73	6.34
3/21/2018	6.21	5.33			
3/22/2018			5.88		
10/2/2018	6.21	5.16		5.68	6.38
10/3/2018			5.95		
3/26/2019		5.25	5.89	5.63	6.38
3/27/2019	6.22				
3/18/2020	6.17	5.19	5.81	5.61	6.32
9/9/2020				5.88	6.3
9/10/2020	6.16	5.1	5.83		
4/1/2021	6.11	5.18		5.53	6.37
4/6/2021			5.95		
8/11/2021	6.21	5.2	5.92	5.61	6.43
2/16/2022	6.16	5.11	5.79	5.6	6.54
5/12/2022					6.39 (R)
8/25/2022	6.01				6.45
8/26/2022		5.07	5.91	5.51	
2/27/2023	6.19	5.2	5.94	5.62	
2/28/2023					6.36
8/9/2023	6.24	5.1	5.95	5.57	6.41

Time Series

Constituent: pH (S.U.) Analysis Run 10/16/2023 2:42 PM
 Plant Scherer Client: Southern Company Data: Scherer Cell 1-CCR

	GWC-19	GWC-2	GWC-20	GWC-3	GWC-4
5/22/2014	6.37	6.74	6.33	5.82	6.17
11/8/2014	6.51				
11/9/2014			6.66	6.1	6.45
11/13/2014		6.94			
5/22/2015	6.35		6.49	5.92	6.26
5/24/2015		7			
11/10/2015	6.41		6.53		
11/11/2015		6.55			6.3
11/16/2015				6.02	
4/11/2016	6.36 (D)				
4/12/2016		6.52	6.53 (D)	5.97 (D)	6.44 (D)
6/16/2016	6.35	6.38	6.51		
6/20/2016				5.93	6.33
8/11/2016	6.37	6.38	6.49		
8/12/2016				5.86	
8/16/2016				5.86	6.3
10/4/2016		6.39			
10/5/2016	5.78 (O)		6.46	5.1 (O)	
10/6/2016					6.21
11/29/2016	6.44				
11/30/2016		6.38	6.5	5.88	6.26
2/7/2017		6.43			
2/8/2017	6.4		6.59	5.89	6.35
4/5/2017	6.35				
4/6/2017		6.23	6.47	5.84	6.29
6/20/2017		6.36			
6/21/2017	6.36		6.53	5.91	
6/22/2017					6.31
10/4/2017		6.35			
10/5/2017	6.41		6.51	5.93	
10/6/2017					5.9
3/20/2018	6.37	6.52			
3/21/2018			6.5	5.96	6.23
10/2/2018	6.41	6.51			
10/3/2018			6.48	5.97	6.25
3/26/2019	6.35	6.44	6.52	6.02	6.34
3/18/2020		6.41		5.9	
3/19/2020	6.27		6.47		6.32
9/9/2020	6.27	6.44			
9/10/2020			6.49	6.24	6.46
4/1/2021		7.32 (o)			
4/2/2021					6.35
4/5/2021	6.37		6.64		
4/6/2021				6.01	
6/1/2021	6.18		6.39		
8/11/2021	6.35		6.58		
8/12/2021		6.41		6.12	6.3
2/15/2022		6.61		5.87	6.37
2/16/2022	6.47		6.71		
5/12/2022			6.52 (R)		6.19 (R)
8/25/2022	6.36		6.62	5.99	6.19
8/26/2022		6.37			

Time Series

Constituent: pH (S.U.) Analysis Run 10/16/2023 2:42 PM
Plant Scherer Client: Southern Company Data: Scherer Cell 1-CCR

	GWC-19	GWC-2	GWC-20	GWC-3	GWC-4
12/28/2022	6.29 (R)		6.56 (R)		6.2 (R)
2/27/2023		6.41			6.17
2/28/2023	6.29		6.53	6	
5/2/2023				6.27	6.13
8/8/2023	6.32		6.59		6.3
8/9/2023		6.6		6.07	

Time Series

Constituent: pH (S.U.) Analysis Run 10/16/2023 2:42 PM
Plant Scherer Client: Southern Company Data: Scherer Cell 1-CCR

	GWC-5	GWC-6	GWC-7	GWC-8A	GWC-9
5/21/2014		6.09	6.25	7.11	6.31
5/22/2014	5.89				
11/9/2014	6.14	6.36			
11/12/2014					6.81
11/13/2014				6.55	
5/23/2015				6.36	6.42
5/24/2015	5.7	6.17	6.32		
11/11/2015	5.78	6.19	6.35	6.36	
11/12/2015					6.7
4/12/2016		6.22			
4/13/2016			6.42		6.59
4/19/2016	5.55			6.4	
6/20/2016		6.2	6.4		
6/22/2016	5.6				6.49
6/23/2016				6.35	
8/12/2016		6.17			
8/15/2016			6.31		6.61
8/16/2016	5.7				
8/23/2016				6.29	
10/6/2016	5.64	6.14	6.27		6.55
10/10/2016				6.3	
11/30/2016		6.14			
12/1/2016	5.62		6.28	6.37	6.59
2/8/2017					6.63
2/9/2017	5.64	6.18	6.32	6.39	
2/27/2017				6.24	
4/6/2017	5.66	6.17			6.58
4/7/2017			6.28	6.93	
6/21/2017	5.68	6.17		7.11 (D)	6.56
6/22/2017			6.29		
8/15/2017				6.95	
9/1/2017				6.86	
10/5/2017	5.64				6.58
10/6/2017		6.19	5.96		
10/9/2017				6.75	
3/21/2018		6.21			6.76
3/22/2018	5.9		6.34	7.05	
10/2/2018					6.65
10/3/2018	5.74	6.22			
10/4/2018			6.36	7.26	
3/26/2019		6.25			
3/27/2019	5.78		6.38	6.69	6.7
3/18/2020	5.81	6.19		6.42	6.61
3/19/2020			6.41		
9/9/2020	6.08			6.3	6.8
9/10/2020		6.43	6.32		
4/1/2021	6.01		6.4		6.28
4/5/2021		6.36		6.35	
6/1/2021				6.28	
6/2/2021		6.09			
8/11/2021		6.14	6.26		
8/12/2021	5.87			6.37	6.66

Time Series

Constituent: pH (S.U.) Analysis Run 10/16/2023 2:42 PM
Plant Scherer Client: Southern Company Data: Scherer Cell 1-CCR

	GWC-5	GWC-6	GWC-7	GWC-8A	GWC-9
2/15/2022	6.16	6.1	6.22	6.34	6.61
5/12/2022	5.99 (R)				
8/25/2022	5.96	6.13	6.31	6.29	6.48
12/28/2022					6.62 (R)
2/27/2023		6.16	6.35	6.27	6.57
2/28/2023	6				
5/2/2023			6.38	6.23	
8/8/2023	6.16	6.37	6.48	6.38	6.63

Time Series

Constituent: Selenium, Total (mg/L) Analysis Run 10/16/2023 2:42 PM

Plant Scherer Client: Southern Company Data: Scherer Cell 1-CCR

	GWA-15 (bg)	GWA-16 (bg)	GWA-17 (bg)	GWC-1	GWC-10
5/8/2010			<0.005		
5/9/2010	<0.005	<0.005			
5/10/2010					<0.005
5/11/2010				<0.005	
6/16/2010		<0.005	<0.005		<0.005
6/17/2010				<0.005	
6/18/2010	<0.005				
7/26/2010			<0.005		
7/27/2010		<0.005		<0.005	
7/28/2010	<0.005				<0.005
9/7/2010		<0.005	<0.005		
9/8/2010					<0.005
9/9/2010	<0.005			<0.005	
4/28/2011				<0.005	
4/29/2011		<0.005	<0.005		<0.005
4/30/2011	<0.005				
10/27/2011					<0.005
10/28/2011	<0.005	<0.005	<0.005		
10/29/2011				<0.005	
5/2/2012	<0.005	<0.005	<0.005		
5/3/2012				<0.005	
5/4/2012					<0.005
11/9/2012	<0.005	<0.005	<0.005	<0.005	
11/11/2012					<0.005
5/8/2013	<0.005	<0.005	0.0044		
5/9/2013				<0.005	<0.005
11/5/2013	<0.005			<0.005	<0.005
11/6/2013		<0.005	<0.005		
5/20/2014	<0.005	<0.005	<0.005		
5/21/2014					<0.005
5/23/2014				<0.005	
11/8/2014		<0.005	<0.005		
11/12/2014	<0.005				<0.005
11/13/2014				<0.005	
5/22/2015	<0.005	<0.005	<0.005		
5/23/2015				0.0053	0.0043
11/9/2015		0.0043	<0.005		
11/11/2015	<0.005			<0.005	
11/12/2015					0.0046
4/6/2016	<0.005	<0.005	<0.005		
4/12/2016				<0.005	
4/13/2016					<0.005 (D)
6/15/2016	<0.005	<0.005	<0.005		
6/16/2016				<0.005	
6/21/2016					<0.005
8/10/2016	<0.005	<0.005	<0.005		
8/11/2016				<0.005	
8/15/2016					<0.005
10/4/2016	<0.005	<0.005		0.00037 (J)	
10/5/2016			<0.005		<0.005
11/29/2016		0.00024 (J)	<0.005		
11/30/2016	<0.005			<0.005	

Time Series

Constituent: Selenium, Total (mg/L) Analysis Run 10/16/2023 2:42 PM
Plant Scherer Client: Southern Company Data: Scherer Cell 1-CCR

	GWA-15 (bg)	GWA-16 (bg)	GWA-17 (bg)	GWC-1	GWC-10
12/1/2016					<0.005
2/7/2017	<0.005	<0.005	<0.005	<0.005	
2/8/2017					<0.005
4/4/2017	0.00067 (J)	0.0017	<0.005		
4/5/2017				<0.005	
4/6/2017					<0.005
6/20/2017	<0.005	<0.005	<0.005	<0.005	
6/21/2017					<0.005
10/4/2017	<0.005			<0.005	
10/5/2017		<0.005	0.00027 (J)		<0.005
3/20/2018	<0.005 (XD)	<0.005	<0.005	<0.005 (X)	
3/21/2018					<0.005
10/2/2018	<0.005	<0.005	<0.005	<0.005	<0.005
3/26/2019	<0.005	<0.005	<0.005	<0.005	
3/27/2019					<0.005
9/10/2019	<0.005	<0.005	<0.005	<0.005	
9/11/2019					<0.005
3/18/2020	<0.005	<0.005	<0.005	<0.005	<0.005
9/9/2020	<0.005	<0.005	<0.005	<0.005	<0.005
4/1/2021	<0.005	<0.005	<0.005	<0.005	<0.005
8/11/2021	<0.005	<0.005	<0.005		
8/17/2021					<0.005
8/18/2021				<0.005	
2/15/2022	<0.005	<0.005	<0.005	<0.005	<0.005
8/24/2022			<0.005	<0.005	
8/25/2022	<0.005	<0.005			<0.005
2/21/2023					<0.005
2/27/2023				<0.005	
2/28/2023	<0.005	<0.005	<0.005		
8/3/2023	<0.005	<0.005	<0.005		
8/9/2023				<0.005	<0.005

Time Series

Constituent: Selenium, Total (mg/L) Analysis Run 10/16/2023 2:42 PM

Plant Scherer Client: Southern Company Data: Scherer Cell 1-CCR

	GWC-11	GWC-12	GWC-13	GWC-14	GWC-18
5/9/2010		<0.005	<0.005	<0.005	
5/10/2010	<0.005				<0.005
6/16/2010	<0.005				<0.005
6/18/2010		<0.005	<0.005	<0.005	
7/26/2010					<0.005
7/27/2010	<0.005	<0.005			
7/28/2010				<0.005	
7/29/2010			<0.005		
9/7/2010					<0.005
9/8/2010	<0.005	<0.005			
9/9/2010			<0.005	<0.005	
4/26/2011			<0.005		
4/29/2011	<0.005	<0.005			<0.005
4/30/2011				<0.005	
10/27/2011	<0.005				
10/28/2011		0.004	<0.005	<0.005	<0.005
5/2/2012					<0.005
5/3/2012		<0.005		<0.005	
5/4/2012	<0.005		<0.005		
11/9/2012					<0.005
11/10/2012	<0.005	<0.005		<0.005	
11/11/2012			<0.005		
5/8/2013			<0.005	<0.005	<0.005
5/9/2013	<0.005	<0.005			
11/5/2013				<0.005	
11/6/2013	<0.005	<0.005			<0.005
11/7/2013			<0.005		
5/20/2014	<0.005	<0.005	<0.005	<0.005	
5/23/2014					<0.005
11/8/2014					<0.005
11/12/2014	<0.005	<0.005	<0.005	<0.005	
5/22/2015					<0.005
5/23/2015		<0.005			
5/24/2015	0.005		<0.005	<0.005	
11/10/2015					0.0041
11/11/2015				0.0052	
11/12/2015	0.0042	<0.005	<0.005		
4/11/2016					<0.005
4/13/2016	<0.005 (D)	<0.005 (D)	<0.005 (D)	<0.005 (D)	
6/16/2016					<0.005
6/21/2016	<0.005	<0.005	<0.005	<0.005	
8/11/2016					<0.005
8/15/2016	<0.005	<0.005	<0.005	<0.005	
10/4/2016				<0.005	
10/5/2016	<0.005	<0.005			<0.005
10/7/2016			<0.005		
11/29/2016					<0.005
12/1/2016	<0.005	<0.005	<0.005	0.00025 (J)	
2/7/2017				<0.005	
2/8/2017	<0.005	<0.005			<0.005
2/9/2017			<0.005		
4/5/2017		<0.005			

Time Series

Constituent: Selenium, Total (mg/L) Analysis Run 10/16/2023 2:42 PM
Plant Scherer Client: Southern Company Data: Scherer Cell 1-CCR

	GWC-11	GWC-12	GWC-13	GWC-14	GWC-18
4/6/2017	0.00031 (J)		<0.005	<0.005	<0.005
6/20/2017	<0.005	<0.005		<0.005	
6/21/2017					<0.005
6/22/2017			<0.005		
10/5/2017	<0.005	<0.005		<0.005	<0.005
10/6/2017			<0.005		
3/20/2018				<0.005	<0.005
3/21/2018	<0.005	<0.005 (D)			
3/22/2018			<0.005		
10/2/2018	<0.005	<0.005		<0.005	<0.005
10/3/2018			<0.005		
3/26/2019		<0.005	<0.005	<0.005	<0.005
3/27/2019	<0.005				
9/11/2019		<0.005	<0.005	<0.005	<0.005
3/18/2020	<0.005	<0.005	<0.005	<0.005	<0.005
9/9/2020				<0.005	<0.005
9/10/2020	<0.005	<0.005	<0.005		
4/1/2021	<0.005	<0.005		<0.005	<0.005
4/6/2021			<0.005		
8/11/2021	<0.005	<0.005	<0.005	<0.005	<0.005
2/16/2022	<0.005	<0.005	<0.005	<0.005	<0.005
8/25/2022	<0.005				<0.005
8/26/2022		<0.005	<0.005	<0.005	
2/27/2023	<0.005	<0.005	<0.005	<0.005	
2/28/2023					<0.005
8/9/2023	<0.005	<0.005	<0.005	<0.005	<0.005

Time Series

Constituent: Selenium, Total (mg/L) Analysis Run 10/16/2023 2:42 PM

Plant Scherer Client: Southern Company Data: Scherer Cell 1-CCR

	GWC-19	GWC-2	GWC-20	GWC-3	GWC-4
5/11/2010	<0.005	<0.005	<0.005	<0.005	<0.005
6/16/2010	<0.005				
6/17/2010			<0.005	<0.005	<0.005
6/19/2010		<0.005			
7/27/2010	<0.005	<0.005	<0.005		
7/28/2010				<0.005	<0.005
9/7/2010	<0.005		<0.005	<0.005	
9/8/2010					<0.005
9/9/2010		<0.005			
4/28/2011		<0.005			<0.005
4/29/2011	<0.005		<0.005	<0.005	
10/28/2011	<0.005	<0.005	<0.005	<0.005	
10/29/2011					<0.005
5/2/2012	<0.005				
5/3/2012		<0.005	<0.005	<0.005	<0.005
11/9/2012	<0.005	<0.005		<0.005	
11/10/2012			<0.005		<0.005
5/9/2013	<0.005	<0.005	<0.005		
5/10/2013				<0.005	<0.005
11/5/2013		<0.005			
11/6/2013	<0.005		<0.005	<0.005	<0.005
5/22/2014	<0.005	<0.005	<0.005	<0.005	<0.005
11/8/2014	<0.005				
11/9/2014			<0.005	<0.005	<0.005
11/13/2014		<0.005			
5/22/2015				<0.005	<0.005
5/23/2015	<0.005				
5/24/2015		0.0044	<0.005		
11/10/2015	0.0044		<0.005	<0.005	
11/11/2015		0.0045			<0.005
4/11/2016	<0.005				
4/12/2016		<0.005	<0.005	<0.005 (D)	<0.005
6/16/2016	<0.005	<0.005	<0.005		
6/20/2016				<0.005	<0.005
8/11/2016	<0.005	<0.005	<0.005		
8/12/2016				0.00036 (J)	<0.005
10/4/2016		<0.005			
10/5/2016	<0.005		<0.005	<0.005	
10/6/2016					<0.005
11/29/2016	<0.005				
11/30/2016		<0.005	<0.005	<0.005	<0.005
2/7/2017		<0.005			
2/8/2017	<0.005		<0.005	<0.005	<0.005
4/5/2017	<0.005				
4/6/2017		0.0023	<0.005	<0.005	<0.005
6/20/2017		<0.005			
6/21/2017	<0.005		<0.005	<0.005	
6/22/2017					<0.005
10/4/2017		<0.005			
10/5/2017	<0.005		<0.005	<0.005	
10/6/2017					<0.005
3/20/2018	<0.005	<0.005 (X)			

Time Series

Constituent: Selenium, Total (mg/L) Analysis Run 10/16/2023 2:42 PM
Plant Scherer Client: Southern Company Data: Scherer Cell 1-CCR

	GWC-19	GWC-2	GWC-20	GWC-3	GWC-4
3/21/2018			<0.005	<0.005	<0.005 (X)
10/2/2018	<0.005	<0.005			
10/3/2018			<0.005	<0.005	<0.005
3/26/2019	<0.005	<0.005	<0.005	<0.005	<0.005
9/10/2019		<0.005		<0.005	<0.005
9/12/2019	<0.005		<0.005		
3/18/2020		<0.005		<0.005	
3/19/2020	<0.005		<0.005		<0.005
9/9/2020	<0.005	<0.005			
9/10/2020			<0.005	<0.005	<0.005
4/1/2021		<0.005			
4/2/2021					<0.005
4/5/2021	<0.005		<0.005		
4/6/2021				<0.005	
8/11/2021	<0.005		<0.005		
8/12/2021		<0.005		<0.005	<0.005
2/15/2022		<0.005		<0.005	0.0013 (J)
2/16/2022	<0.005		<0.005		
8/25/2022	<0.005		<0.005	<0.005	0.0012 (J)
8/26/2022		<0.005			
2/27/2023		0.00075 (J)			0.0039 (J)
2/28/2023	<0.005		<0.005	<0.005	
8/8/2023	<0.005		<0.005		0.0041 (J)
8/9/2023		<0.005		<0.005	

Time Series

Constituent: Selenium, Total (mg/L) Analysis Run 10/16/2023 2:42 PM

Plant Scherer Client: Southern Company Data: Scherer Cell 1-CCR

	GWC-5	GWC-6	GWC-7	GWC-8A	GWC-9
5/10/2010			<0.005	<0.005	<0.005
5/11/2010	<0.01	<0.005			
6/16/2010					<0.005
6/18/2010	<0.01	<0.005	<0.005		
6/19/2010				<0.005	
7/27/2010	<0.01	<0.005			<0.005
7/28/2010			<0.005	<0.005	
9/8/2010				<0.005	<0.005
9/9/2010	<0.01	<0.005	<0.005		
4/29/2011	<0.01				<0.005
4/30/2011		<0.005	<0.005	<0.005	
10/27/2011				<0.005	<0.005
10/28/2011	<0.01				
10/29/2011		<0.005	<0.005		
5/3/2012					<0.005
5/4/2012	<0.01	<0.005	<0.005	<0.005	
11/10/2012	<0.01	<0.005	<0.005		
11/11/2012				<0.005	<0.005
5/9/2013	<0.01	<0.005	<0.005		<0.005
5/10/2013				<0.005	
11/6/2013	<0.01				<0.005
11/7/2013		<0.005	<0.005	<0.005	
5/21/2014		<0.005	<0.005	<0.005	<0.005
5/22/2014	<0.01				
11/9/2014	<0.01	<0.005			
11/12/2014			<0.005		<0.005
11/13/2014				<0.005	
5/23/2015				0.0045	<0.005
5/24/2015	0.013 (J)	<0.005	0.0053		
11/11/2015	0.037	0.007	0.0049	0.0043	
11/12/2015					0.0065
4/12/2016		<0.005			
4/13/2016			<0.005 (D)		<0.005 (D)
4/19/2016	0.0587			<0.005	
6/20/2016		0.00032 (J)	<0.005		
6/22/2016	0.0435				<0.005
8/12/2016		0.00035 (J)			
8/15/2016			<0.005		<0.005
8/16/2016	0.029				
10/6/2016	0.027	0.00029 (J)	<0.005		<0.005
10/10/2016				<0.005	
11/30/2016		0.00026 (J)			
12/1/2016	0.029		<0.005	<0.005	<0.005
2/8/2017					<0.005
2/9/2017	0.031	<0.005	<0.005	<0.005	
4/6/2017	0.043	<0.005			<0.005
4/7/2017			<0.005	<0.005	
6/21/2017	0.052	0.00031 (J)		<0.005	<0.005
6/22/2017			<0.005		
8/15/2017				<0.005	
9/1/2017				0.00044 (J)	
10/5/2017	0.038				<0.005

Time Series

Constituent: Selenium, Total (mg/L) Analysis Run 10/16/2023 2:42 PM
Plant Scherer Client: Southern Company Data: Scherer Cell 1-CCR

	GWC-5	GWC-6	GWC-7	GWC-8A	GWC-9
10/6/2017		<0.005	<0.005		
10/9/2017				<0.005	
3/21/2018		<0.005 (X)			<0.005 (X)
3/22/2018	0.038		<0.005	0.00032 (J)	
10/2/2018					<0.005
10/3/2018	0.021	0.00056 (J)			
10/4/2018			<0.005	<0.005	
3/26/2019		<0.005			
3/27/2019	0.023		<0.005	<0.005	<0.005
9/11/2019	0.0079	<0.005	<0.005	<0.005	<0.005
3/18/2020	0.014	<0.005		<0.005	<0.005
3/19/2020			<0.005		
9/9/2020	0.0054			<0.005	<0.005
9/10/2020		<0.005	<0.005		
4/1/2021	0.0065		<0.005		<0.005
4/5/2021		<0.005		<0.005	
8/11/2021		<0.005	<0.005		
8/12/2021	0.0088			<0.005	<0.005
2/15/2022	0.0058	<0.005	<0.005	<0.005	<0.005
8/25/2022	0.0043 (J)	<0.005	<0.005	<0.005	<0.005
2/27/2023		<0.005	<0.005	<0.005	<0.005
2/28/2023	0.0033 (J)				
8/8/2023	0.003 (J)	<0.005	<0.005	<0.005	<0.005

Time Series

Constituent: Silver (mg/L) Analysis Run 10/16/2023 2:42 PM
 Plant Scherer Client: Southern Company Data: Scherer Cell 1-CCR

	GWA-15 (bg)	GWA-16 (bg)	GWA-17 (bg)	GWC-1	GWC-10
5/8/2010			<0.001		
5/9/2010	<0.001	<0.001			
5/10/2010					<0.001
5/11/2010				<0.001	
6/16/2010		<0.001	<0.001		<0.001
6/17/2010				<0.001	
6/18/2010	<0.001				
7/26/2010			<0.001		
7/27/2010		<0.001		<0.001	
7/28/2010	<0.001				<0.001
9/7/2010		<0.001	<0.001		
9/8/2010					<0.001
9/9/2010	<0.001			<0.001	
4/28/2011				<0.001	
4/29/2011		<0.001	<0.001		<0.001
4/30/2011	<0.001				
10/27/2011					<0.001
10/28/2011	<0.001	<0.001	<0.001		
10/29/2011				<0.001	
5/2/2012	<0.001	<0.001	<0.001		
5/3/2012				<0.001	
5/4/2012					<0.001
11/9/2012	<0.001	<0.001	<0.001	<0.001	
11/11/2012					<0.001
5/8/2013	<0.001	<0.001	<0.001		
5/9/2013				<0.001	<0.001
11/5/2013	<0.001			<0.001	<0.001
11/6/2013		<0.001	<0.001		
5/20/2014	<0.001	<0.001	<0.001		
5/21/2014					<0.001
5/23/2014				<0.001	
11/8/2014		<0.001	<0.001		
11/12/2014	<0.001				<0.001
11/13/2014				<0.001	
5/22/2015	<0.001	<0.001	<0.001		
5/23/2015				<0.001	<0.001
11/9/2015		<0.001	<0.001		
11/11/2015	<0.001			<0.001	
11/12/2015					<0.001
4/6/2016	<0.001	<0.001	<0.001		
4/12/2016				<0.001	
4/13/2016					<0.001 (D)
10/4/2016	<0.001	<0.001		0.00012 (J)	
10/5/2016			<0.001		<0.001
4/4/2017	<0.001	<0.001	<0.001		
4/5/2017				<0.001	
4/6/2017					<0.001
10/4/2017	<0.001			<0.001	
10/5/2017		<0.001	<0.001		<0.001
3/20/2018	<0.001 (D)	<0.001	<0.001	<0.001	
3/21/2018					<0.001
10/2/2018	<0.001	<0.001	<0.001	<0.001	<0.001

Time Series

Constituent: Silver (mg/L) Analysis Run 10/16/2023 2:42 PM
Plant Scherer Client: Southern Company Data: Scherer Cell 1-CCR

	GWA-15 (bg)	GWA-16 (bg)	GWA-17 (bg)	GWC-1	GWC-10
3/26/2019	<0.001	<0.001	<0.001	<0.001	
3/27/2019					<0.001
9/10/2019	<0.001	<0.001	<0.001	<0.001	
9/11/2019					<0.001
3/18/2020	<0.001	<0.001	<0.001	<0.001	<0.001
9/9/2020	<0.001	<0.001	<0.001	<0.001	<0.001
4/1/2021	<0.001	<0.001	<0.001	<0.001	<0.001
8/11/2021	<0.001	<0.001	<0.001		
8/17/2021					<0.001
8/18/2021				<0.001	
2/15/2022	<0.001	<0.001	<0.001	<0.001	<0.001
8/24/2022			<0.001	<0.001	
8/25/2022	<0.001	<0.001			<0.001
2/21/2023					<0.001
2/27/2023				<0.001	
2/28/2023	<0.001	<0.001	<0.001		
8/3/2023	<0.001	<0.001	<0.001		
8/9/2023				<0.001	<0.001

Time Series

Constituent: Silver (mg/L) Analysis Run 10/16/2023 2:42 PM
 Plant Scherer Client: Southern Company Data: Scherer Cell 1-CCR

	GWC-11	GWC-12	GWC-13	GWC-14	GWC-18
5/9/2010		<0.001	<0.001	<0.001	
5/10/2010	<0.001				<0.001
6/16/2010	<0.001				<0.001
6/18/2010		<0.001	<0.001	<0.001	
7/26/2010					<0.001
7/27/2010	<0.001	<0.001			
7/28/2010				<0.001	
7/29/2010			<0.001		
9/7/2010					<0.001
9/8/2010	<0.001	<0.001			
9/9/2010			<0.001	<0.001	
4/26/2011			<0.001		
4/29/2011	<0.001	<0.001			<0.001
4/30/2011				<0.001	
10/27/2011	<0.001				
10/28/2011		<0.001	<0.001	<0.001	<0.001
5/2/2012					<0.001
5/3/2012		<0.001		<0.001	
5/4/2012	<0.001		<0.001		
11/9/2012					<0.001
11/10/2012	<0.001	<0.001		<0.001	
11/11/2012			<0.001		
5/8/2013			<0.001	<0.001	<0.001
5/9/2013	<0.001	<0.001			
11/5/2013				<0.001	
11/6/2013	<0.001	<0.001			<0.001
11/7/2013			<0.001		
5/20/2014	<0.001	<0.001	<0.001	<0.001	
5/23/2014					<0.001
11/8/2014					<0.001
11/12/2014	<0.001	<0.001	<0.001	<0.001	
5/22/2015					<0.001
5/23/2015		<0.001			
5/24/2015	<0.001		<0.001	<0.001	
11/10/2015					<0.001
11/11/2015				<0.001	
11/12/2015	<0.001	<0.001	<0.001		
4/11/2016					<0.001
4/13/2016	<0.001 (D)	<0.001 (D)	<0.001 (D)	<0.001 (D)	
10/4/2016				<0.001	
10/5/2016	<0.001	<0.001			<0.001
10/7/2016			<0.001		
4/5/2017		<0.001			
4/6/2017	<0.001		<0.001	<0.001	<0.001
10/5/2017	<0.001	<0.001		<0.001	<0.001
10/6/2017			0.00031		
3/20/2018				<0.001	<0.001
3/21/2018	<0.001	<0.001 (D)			
3/22/2018			<0.001		
10/2/2018	<0.001	<0.001		<0.001	<0.001
10/3/2018			<0.001		
3/26/2019		<0.001	<0.001	<0.001	<0.001

Time Series

Constituent: Silver (mg/L) Analysis Run 10/16/2023 2:42 PM
Plant Scherer Client: Southern Company Data: Scherer Cell 1-CCR

	GWC-11	GWC-12	GWC-13	GWC-14	GWC-18
3/27/2019	<0.001				
9/11/2019	<0.001 (D)	<0.001	<0.001	<0.001	<0.001
3/18/2020	<0.001	<0.001	<0.001	<0.001	<0.001
9/9/2020				<0.001	<0.001
9/10/2020	<0.001	<0.001	<0.001		
4/1/2021	<0.001	<0.001		<0.001	<0.001
4/6/2021			<0.001		
8/11/2021	<0.001	<0.001	<0.001	<0.001	<0.001
2/16/2022	<0.001	<0.001	<0.001	<0.001	<0.001
8/25/2022	<0.001				<0.001
8/26/2022		<0.001	<0.001	<0.001	
2/27/2023	<0.001	<0.001	<0.001	<0.001	
2/28/2023					<0.001
8/9/2023	<0.001	<0.001	<0.001	<0.001	<0.001

Time Series

Constituent: Silver (mg/L) Analysis Run 10/16/2023 2:42 PM
Plant Scherer Client: Southern Company Data: Scherer Cell 1-CCR

	GWC-19	GWC-2	GWC-20	GWC-3	GWC-4
5/11/2010	<0.001	<0.001	<0.001	<0.001	<0.001
6/16/2010	<0.001				
6/17/2010			<0.001	<0.001	<0.001
6/19/2010		<0.001			
7/27/2010	<0.001	<0.001	<0.001		
7/28/2010				<0.001	<0.001
9/7/2010	<0.001		<0.001	<0.001	
9/8/2010					<0.001
9/9/2010		<0.001			
4/28/2011		<0.001			<0.001
4/29/2011	<0.001		<0.001	<0.001	
10/28/2011	<0.001	<0.001	<0.001	<0.001	
10/29/2011					<0.001
5/2/2012	<0.001				
5/3/2012		<0.001	<0.001	<0.001	<0.001
11/9/2012	<0.001	<0.001		<0.001	
11/10/2012			<0.001		<0.001
5/9/2013	<0.001	<0.001	<0.001		
5/10/2013				<0.001	<0.001
11/5/2013		<0.001			
11/6/2013	<0.001		<0.001	<0.001	<0.001
5/22/2014	<0.001	<0.001	<0.001	<0.001	<0.001
11/8/2014	<0.001				
11/9/2014			<0.001	<0.001	<0.001
11/13/2014		<0.001			
5/22/2015				<0.001	<0.001
5/23/2015	<0.001				
5/24/2015		<0.001	<0.001		
11/10/2015	<0.001		<0.001	<0.001	
11/11/2015		<0.001			<0.001
4/11/2016	<0.001				
4/12/2016		<0.001	<0.001	<0.001 (D)	<0.001
10/4/2016		<0.001			
10/5/2016	<0.001		<0.001	<0.001	
10/6/2016					<0.001
4/5/2017	<0.001				
4/6/2017		<0.001	<0.001	<0.001	<0.001
10/4/2017		<0.001			
10/5/2017	<0.001		<0.001	<0.001	
10/6/2017					<0.001
3/20/2018	<0.001	<0.001			
3/21/2018			<0.001	<0.001	<0.001
10/2/2018	<0.001	<0.001			
10/3/2018			<0.001	<0.001	<0.001
3/26/2019	<0.001	<0.001	<0.001	<0.001	<0.001
9/10/2019		<0.001		<0.001	<0.001
9/12/2019	<0.001		<0.001		
3/18/2020		<0.001		<0.001	
3/19/2020	<0.001		<0.001		<0.001
9/9/2020	<0.001	<0.001			
9/10/2020			<0.001	<0.001	<0.001
4/1/2021		<0.001			

Time Series

Constituent: Silver (mg/L) Analysis Run 10/16/2023 2:42 PM
Plant Scherer Client: Southern Company Data: Scherer Cell 1-CCR

	GWC-19	GWC-2	GWC-20	GWC-3	GWC-4
4/2/2021					<0.001
4/5/2021	<0.001		<0.001		
4/6/2021				<0.001	
8/11/2021	<0.001		<0.001		
8/12/2021		<0.001		<0.001	<0.001
2/15/2022		<0.001		<0.001	<0.001
2/16/2022	<0.001		<0.001		
8/25/2022	<0.001		<0.001	<0.001	<0.001
8/26/2022		<0.001			
2/27/2023		<0.001			<0.001
2/28/2023	<0.001		<0.001	<0.001	
8/8/2023	<0.001		<0.001		<0.001
8/9/2023		<0.001		<0.001	

Time Series

Constituent: Silver (mg/L) Analysis Run 10/16/2023 2:42 PM
 Plant Scherer Client: Southern Company Data: Scherer Cell 1-CCR

	GWC-5	GWC-6	GWC-7	GWC-8A	GWC-9
5/10/2010			<0.001	<0.001	<0.001
5/11/2010	<0.001	<0.001			
6/16/2010					<0.001
6/18/2010	<0.001	<0.001	<0.001		
6/19/2010				<0.001	
7/27/2010	<0.001	<0.001			<0.001
7/28/2010			<0.001	<0.001	
9/8/2010				<0.001	<0.001
9/9/2010	<0.001	<0.001	<0.001		
4/29/2011	<0.001				<0.001
4/30/2011		<0.001	<0.001	<0.001	
10/27/2011				<0.001	<0.001
10/28/2011	<0.001				
10/29/2011		<0.001	<0.001		
5/3/2012					<0.001
5/4/2012	<0.001	<0.001	<0.001	<0.001	
11/10/2012	<0.001	<0.001	<0.001		
11/11/2012				<0.001	<0.001
5/9/2013	<0.001	<0.001	<0.001		<0.001
5/10/2013				<0.001	
11/6/2013	<0.001				<0.001
11/7/2013		<0.001	<0.001	<0.001	
5/21/2014		<0.001	<0.001	<0.001	<0.001
5/22/2014	<0.001				
11/9/2014	<0.001	<0.001			
11/12/2014			<0.001		<0.001
11/13/2014				<0.001	
5/23/2015				<0.001	<0.001
5/24/2015	<0.001	<0.001	<0.001		
11/11/2015	<0.001	<0.001	<0.001	<0.001	
11/12/2015					<0.001
4/12/2016		<0.001			
4/13/2016			<0.001 (D)		<0.001 (D)
4/19/2016	<0.001			<0.001	
10/6/2016	<0.001	0.00012 (J)	<0.001		<0.001
10/10/2016				<0.001	
4/6/2017	<0.001	<0.001			<0.001
4/7/2017			<0.001	<0.001	
10/5/2017	<0.001				<0.001
10/6/2017		<0.001	<0.001		
10/9/2017				<0.001	
3/21/2018		<0.001			<0.001
3/22/2018	<0.001		<0.001	<0.001	
10/2/2018					<0.001
10/3/2018	<0.001	<0.001			
10/4/2018			<0.001	<0.001	
3/26/2019		<0.001			
3/27/2019	<0.001		<0.001	<0.001	<0.001
9/11/2019	<0.001	<0.001	<0.001	<0.001	<0.001
3/18/2020	<0.001	<0.001		<0.001	<0.001
3/19/2020			<0.001		
9/9/2020	<0.001			<0.001	<0.001

Time Series

Constituent: Silver (mg/L) Analysis Run 10/16/2023 2:42 PM
Plant Scherer Client: Southern Company Data: Scherer Cell 1-CCR

	GWC-5	GWC-6	GWC-7	GWC-8A	GWC-9
9/10/2020		<0.001	<0.001		
4/1/2021	<0.001		<0.001		<0.001
4/5/2021		<0.001		<0.001	
8/11/2021		<0.001	<0.001		
8/12/2021	<0.001			<0.001	<0.001
2/15/2022	<0.001	<0.001	<0.001	<0.001	<0.001
8/25/2022	<0.001	<0.001	<0.001	<0.001	<0.001
2/27/2023		<0.001	<0.001	<0.001	<0.001
2/28/2023	<0.001				
8/8/2023	<0.001	<0.001	<0.001	<0.001	<0.001

Time Series

Constituent: Sulfate (mg/L) Analysis Run 10/16/2023 2:42 PM
 Plant Scherer Client: Southern Company Data: Scherer Cell 1-CCR

	GWA-15 (bg)	GWA-16 (bg)	GWA-17 (bg)	GWC-1	GWC-10
4/6/2016	0.799 (J)	<1	<1		
4/12/2016				0.617 (J)	
4/13/2016					0.51 (JD)
6/15/2016	<0.7	<1	<1		
6/16/2016				<1	
6/21/2016					0.58 (J)
8/10/2016	<0.7	<1	<1		
8/11/2016				<1	
8/15/2016					<1
10/4/2016	<0.7	<1		<1	
10/5/2016			<1		<1
11/29/2016		<1	<1		
11/30/2016	<0.7			<1	
12/1/2016					<1
2/7/2017	0.8 (J)	<1	<1	0.92 (J)	
2/8/2017					1
4/4/2017	<0.7	<1	<1		
4/5/2017				1	
4/6/2017					0.81 (J)
6/20/2017	<0.7	<1	<1	0.76 (J)	
6/21/2017					1.1
10/4/2017	<0.7			<1	
10/5/2017		<1	<1		1.1
3/20/2018	1.2	<1	<1	0.95 (J)	
3/21/2018					1.1
10/2/2018	<0.7	<1	<1	<1	1.2
3/26/2019	2.1	<1	0.58 (J)	0.53 (J)	
3/27/2019					1.6
9/10/2019	0.65 (J)	<1	0.44 (J)	0.69 (J)	
9/11/2019					1.8
3/18/2020	3.1	0.67 (J)	0.51 (J)	0.84 (J)	2.4
9/9/2020	1.6	<1	<1	0.77 (J)	2.6
4/1/2021	2.7	<1	<1	<1	2.7
8/11/2021	1.3	<1	<1		
8/17/2021					1.2
8/18/2021				0.79 (J)	
2/15/2022	2.6	<1	<1	1.5	3.5
5/12/2022					2.7 (R)
8/24/2022			<1	<1	
8/25/2022	1.9	<1			3.7
2/21/2023					4.7
2/27/2023				1.6	
2/28/2023	3.5	1.4	1.3		
5/2/2023					4.3
8/3/2023	1.7	0.4 (J)	<1		
8/9/2023				0.46 (J)	2.3

Time Series

Constituent: Sulfate (mg/L) Analysis Run 10/16/2023 2:42 PM
 Plant Scherer Client: Southern Company Data: Scherer Cell 1-CCR

	GWC-11	GWC-12	GWC-13	GWC-14	GWC-18
4/11/2016					<1
4/13/2016	<1 (D)	<1 (D)	0.646 (JD)	<1 (D)	
6/16/2016					<1
6/21/2016	0.16 (J)	0.2 (J)	0.57 (J)	0.16 (J)	
8/11/2016					<1
8/15/2016	<1	<1	<1	<1	
10/4/2016				<1	
10/5/2016	<1	<1			<1
10/7/2016			<1		
11/29/2016					<1
12/1/2016	<1	<1	<1	<1	
2/7/2017				<1	
2/8/2017	<1	<1			<1
2/9/2017			<1		
4/5/2017		<1			
4/6/2017	<1		<1	<1	<1
6/20/2017	<1	<1		<1	
6/21/2017					<1
6/22/2017			<1		
10/5/2017	<1	<1		<1	<1
10/6/2017			<1		
3/20/2018				<1	<1
3/21/2018	<1	<1 (D)			
3/22/2018			<1		
10/2/2018	<1	<1		<1	<1
10/3/2018			<1		
3/26/2019		0.49 (J)	1.3	0.64 (J)	0.39 (J)
3/27/2019	<1				
9/11/2019	0.63 (J)	0.5 (J)	0.81 (J)	0.5 (J)	0.61 (J)
3/18/2020	<1	1.3	25 (o)	<1	0.62 (J)
9/9/2020				<1	<1
9/10/2020	<1	<1	1.3		
4/1/2021	<1	<1		<1	<1
4/6/2021			0.9 (J)		
8/11/2021	<1	<1	0.89 (J)	<1	<1
2/16/2022	<1	<1	<1	<1	<1
8/25/2022	<1				<1
8/26/2022		0.77 (J)	1.3	0.79 (J)	
2/27/2023	0.88 (J)	1.2	1.6	1.2	
2/28/2023					1.2
8/9/2023	<1	<1	1.3	<1	<1

Time Series

Constituent: Sulfate (mg/L) Analysis Run 10/16/2023 2:42 PM
 Plant Scherer Client: Southern Company Data: Scherer Cell 1-CCR

	GWC-19	GWC-2	GWC-20	GWC-3	GWC-4
4/11/2016	<1				
4/12/2016		0.56 (J)	<1	0.419 (JD)	3.56
6/16/2016	<1	<1	<1		
6/20/2016				0.6 (J)	2.4
8/11/2016	<1	<1	<1		
8/16/2016				<1	1.7
10/4/2016		<1			
10/5/2016	<1		<1	<1	
10/6/2016					1.2
11/29/2016	<1				
11/30/2016		<1	<1	1.1	1.2
2/7/2017		<1			
2/8/2017	<1		<1	<1	4.6
4/5/2017	<1				
4/6/2017		<1	<1	<1	4.1
6/20/2017		<1			
6/21/2017	<1		<1	<1	
6/22/2017					3.4
10/4/2017		<1			
10/5/2017	<1		<1	<1	
10/6/2017					3
3/20/2018	<1	<1			
3/21/2018			<1	<1	4.9
10/2/2018	<1	<1			
10/3/2018			<1	<1	2.9
3/26/2019	<1	0.99 (J)	0.45 (J)	0.47 (J)	3.2
9/10/2019		0.63 (J)		0.7 (J)	1.7
9/12/2019	<1		<1		
3/18/2020		0.59 (J)		0.6 (J)	
3/19/2020	0.64 (J)		0.71 (J)		4.6
9/9/2020	1.2	0.59 (J)			
9/10/2020			<1	<1	1.6
4/1/2021		1.1			
4/2/2021					4.6
4/6/2021				<1	
6/1/2021	1.9		1.4		
8/11/2021	<1		<1		
8/12/2021		<1		<1	3.5
2/15/2022		0.79 (J)		0.91 (J)	20
2/16/2022	<1		<1		
5/12/2022					33 (R)
8/25/2022	<1		<1	0.99 (J)	19
8/26/2022		1.1			
12/28/2022					32 (R)
2/27/2023		1.6			56
2/28/2023	1.2		1.3	4.7	
5/2/2023				4.2	
8/8/2023	<1		<1		53
8/9/2023		0.51 (J)		3.6	
10/4/2023				3.1 (R)	

Time Series

Constituent: Sulfate (mg/L) Analysis Run 10/16/2023 2:42 PM
 Plant Scherer Client: Southern Company Data: Scherer Cell 1-CCR

	GWC-5	GWC-6	GWC-7	GWC-8A	GWC-9
4/12/2016		7.55			
4/13/2016			<1 (D)		8.66 (D)
4/19/2016	575 (o)			32.7	
6/20/2016		14	0.36 (J)		
6/22/2016	470				6.3
8/15/2016			<1		8
8/16/2016	360	12			
10/6/2016	300	13	<1		10
10/10/2016				33	
11/30/2016		14			
12/1/2016	340		<1	31	15
2/8/2017					13
2/9/2017	350	9.5	<1	34	
4/6/2017	380	9.7			14
4/7/2017			<1	37	
6/21/2017	490	13		35	11
6/22/2017			<1		
8/15/2017				42	
9/1/2017				40	
10/5/2017	380				10
10/6/2017		7.3	<1		
3/21/2018		9.5			12
3/22/2018	400		<1	39	
10/2/2018					8.2
10/3/2018	270	10			
10/4/2018			<1	30	
3/26/2019		6.3			
3/27/2019	260		0.51 (J)	18	6.8
9/11/2019	130	12	0.52 (J)	32	9.6
3/18/2020	170	5.6		16	6.9
3/19/2020			0.54 (J)		
9/9/2020	110			11	8.4
9/10/2020		9.4	<1		
4/1/2021	100		<1		9.7
6/1/2021				17	
6/2/2021		13			
8/11/2021		11	<1		
8/12/2021	140			27	9.7
2/15/2022	100	13	<1	11	7.2
8/25/2022	100	12	<1	22	19
2/27/2023		13	1.4	12	13
2/28/2023	87				
8/8/2023	79	6.5	<1	7.8	13

Time Series

Constituent: Thallium, Total (mg/L) Analysis Run 10/16/2023 2:42 PM
 Plant Scherer Client: Southern Company Data: Scherer Cell 1-CCR

	GWA-15 (bg)	GWA-16 (bg)	GWA-17 (bg)	GWC-1	GWC-10
5/8/2010			<0.001		
5/9/2010	<0.001	<0.001			
5/10/2010					<0.001
5/11/2010				<0.001	
6/16/2010		<0.001	<0.001		<0.001
6/17/2010				<0.001	
6/18/2010	<0.001				
7/26/2010			<0.001		
7/27/2010		<0.001		<0.001	
7/28/2010	<0.001				<0.001
9/7/2010		<0.001	<0.001		
9/8/2010					<0.001
9/9/2010	<0.001			<0.001	
4/28/2011				<0.001	
4/29/2011		<0.001	<0.001		<0.001
4/30/2011	<0.001				
10/27/2011					<0.001
10/28/2011	<0.001	<0.001	<0.001		
10/29/2011				<0.001	
5/2/2012	<0.001	<0.001	<0.001		
5/3/2012				<0.001	
5/4/2012					<0.001
11/9/2012	<0.001	<0.001	<0.001	<0.001	
11/11/2012					<0.001
5/8/2013	<0.001	0.0003	<0.001		
5/9/2013				<0.001	<0.001
11/5/2013	<0.001			<0.001	<0.001
11/6/2013		<0.001	<0.001		
5/20/2014	<0.001	<0.001	<0.001		
5/21/2014					<0.001
5/23/2014				<0.001	
11/8/2014		<0.001	<0.001		
11/12/2014	<0.001				<0.001
11/13/2014				<0.001	
5/22/2015	<0.001	<0.001	<0.001		
5/23/2015				<0.001	<0.001
11/9/2015		<0.001	<0.001		
11/11/2015	<0.001			<0.001	
11/12/2015					<0.001
4/6/2016	<0.001	<0.001	<0.001		
4/12/2016				<0.001	
4/13/2016					<0.001 (D)
6/15/2016	<0.001	<0.001	<0.001		
6/16/2016				<0.001	
6/21/2016					<0.001
8/10/2016	<0.001	<0.001	<0.001		
8/11/2016				<0.001	
8/15/2016					<0.001
10/4/2016	<0.001	<0.001		<0.001	
10/5/2016			<0.001		<0.001
11/29/2016		<0.001	<0.001		
11/30/2016	<0.001			<0.001	

Time Series

Constituent: Thallium, Total (mg/L) Analysis Run 10/16/2023 2:42 PM
Plant Scherer Client: Southern Company Data: Scherer Cell 1-CCR

	GWA-15 (bg)	GWA-16 (bg)	GWA-17 (bg)	GWC-1	GWC-10
12/1/2016					<0.001
2/7/2017	<0.001	<0.001	<0.001	<0.001	
2/8/2017					<0.001
4/4/2017	<0.001	<0.001	<0.001		
4/5/2017				<0.001	
4/6/2017					<0.001
6/20/2017	<0.001	<0.001	<0.001	<0.001	
6/21/2017					<0.001
10/4/2017	<0.001			<0.001	
10/5/2017		<0.001	<0.001		<0.001
3/20/2018	<0.001 (D)	<0.001	<0.001	<0.001	
3/21/2018					<0.001
10/2/2018	<0.001	<0.001	<0.001	<0.001	<0.001
3/26/2019	<0.001	<0.001	<0.001	<0.001	
3/27/2019					<0.001
9/10/2019	<0.001	0.00021 (J)	0.00023 (J)	<0.001	
9/11/2019					<0.001
3/18/2020	<0.001	<0.001	<0.001	0.00049 (J)	<0.001
9/9/2020	0.00025 (J)	<0.001	<0.001	<0.001	<0.001
4/1/2021	<0.001	<0.001	<0.001	0.00027 (J)	<0.001
8/11/2021	<0.001	<0.001	<0.001		
8/17/2021					<0.001
8/18/2021				<0.001	
2/15/2022	<0.001	<0.001	<0.001	<0.001	<0.001
8/24/2022			<0.001	<0.001	
8/25/2022	<0.001	<0.001			<0.001
2/21/2023					<0.001
2/27/2023				<0.001	
2/28/2023	<0.001	<0.001	<0.001		
8/3/2023	<0.001	<0.001	<0.001		
8/9/2023				<0.001	<0.001

Time Series

Constituent: Thallium, Total (mg/L) Analysis Run 10/16/2023 2:42 PM
 Plant Scherer Client: Southern Company Data: Scherer Cell 1-CCR

	GWC-11	GWC-12	GWC-13	GWC-14	GWC-18
5/9/2010		<0.001	<0.001	<0.001	
5/10/2010	<0.001				<0.001
6/16/2010	<0.001				<0.001
6/18/2010		<0.001	<0.001	<0.001	
7/26/2010					<0.001
7/27/2010	<0.001	<0.001			
7/28/2010				<0.001	
7/29/2010			<0.001		
9/7/2010					<0.001
9/8/2010	<0.001	<0.001			
9/9/2010			<0.001	<0.001	
4/26/2011			<0.001		
4/29/2011	<0.001	<0.001			<0.001
4/30/2011				<0.001	
10/27/2011	<0.001				
10/28/2011		<0.001	<0.001	<0.001	<0.001
5/2/2012					<0.001
5/3/2012		<0.001		<0.001	
5/4/2012	<0.001		<0.001		
11/9/2012					<0.001
11/10/2012	<0.001	<0.001		<0.001	
11/11/2012			<0.001		
5/8/2013			<0.001	<0.001	<0.001
5/9/2013	<0.001	<0.001			
11/5/2013				<0.001	
11/6/2013	<0.001	<0.001			<0.001
11/7/2013			<0.001		
5/20/2014	<0.001	<0.001	<0.001	<0.001	
5/23/2014					<0.001
11/8/2014					<0.001
11/12/2014	<0.001	<0.001	<0.001	<0.001	
5/22/2015					<0.001
5/23/2015		<0.001			
5/24/2015	<0.001		<0.001	<0.001	
11/10/2015					<0.001
11/11/2015				<0.001	
11/12/2015	<0.001	<0.001	<0.001		
4/11/2016					<0.001
4/13/2016	<0.001 (D)	<0.001 (D)	<0.001 (D)	<0.001 (D)	
6/16/2016					<0.001
6/21/2016	<0.001	<0.001	<0.001	<0.001	
8/11/2016					<0.001
8/15/2016	<0.001	<0.001	<0.001	<0.001	
10/4/2016				<0.001	
10/5/2016	<0.001	<0.001			<0.001
10/7/2016			<0.001		
11/29/2016					<0.001
12/1/2016	<0.001	<0.001	<0.001	<0.001	
2/7/2017				<0.001	
2/8/2017	<0.001	<0.001			<0.001
2/9/2017			<0.001		
4/5/2017		<0.001			

Time Series

Constituent: Thallium, Total (mg/L) Analysis Run 10/16/2023 2:42 PM
Plant Scherer Client: Southern Company Data: Scherer Cell 1-CCR

	GWC-11	GWC-12	GWC-13	GWC-14	GWC-18
4/6/2017	<0.001		<0.001	<0.001	<0.001
6/20/2017	<0.001	<0.001		<0.001	
6/21/2017					<0.001
6/22/2017			<0.001		
10/5/2017	<0.001	<0.001		<0.001	<0.001
10/6/2017			<0.001		
3/20/2018				<0.001	<0.001
3/21/2018	<0.001	<0.001 (D)			
3/22/2018			<0.001		
10/2/2018	<0.001	<0.001		<0.001	<0.001
10/3/2018			<0.001		
3/26/2019		<0.001	<0.001	<0.001	<0.001
3/27/2019	<0.001				
9/11/2019	<0.001	<0.001	<0.001	<0.001	<0.001
3/18/2020	<0.001	<0.001	<0.001	<0.001	<0.001
9/9/2020				<0.001	<0.001
9/10/2020	<0.001	<0.001	<0.001		
4/1/2021	<0.001	<0.001		<0.001	<0.001
4/6/2021			<0.001		
8/11/2021	<0.001	<0.001	<0.001	<0.001	<0.001
2/16/2022	<0.001	<0.001	<0.001	<0.001	<0.001
8/25/2022	<0.001				<0.001
8/26/2022		<0.001	<0.001	<0.001	
2/27/2023	<0.001	<0.001	<0.001	<0.001	
2/28/2023					<0.001
8/9/2023	<0.001	<0.001	<0.001	<0.001	<0.001

Time Series

Constituent: Thallium, Total (mg/L) Analysis Run 10/16/2023 2:42 PM
Plant Scherer Client: Southern Company Data: Scherer Cell 1-CCR

	GWC-19	GWC-2	GWC-20	GWC-3	GWC-4
5/11/2010	<0.001	<0.001	<0.001	<0.001	<0.001
6/16/2010	<0.001				
6/17/2010			<0.001	<0.001	<0.001
6/19/2010		<0.001			
7/27/2010	<0.001	<0.001	<0.001		
7/28/2010				<0.001	<0.001
9/7/2010	<0.001		<0.001	<0.001	
9/8/2010					<0.001
9/9/2010		<0.001			
4/28/2011		<0.001			<0.001
4/29/2011	<0.001		<0.001	<0.001	
10/28/2011	<0.001	<0.001	<0.001	<0.001	
10/29/2011					<0.001
5/2/2012	<0.001				
5/3/2012		<0.001	<0.001	<0.001	<0.001
11/9/2012	<0.001	<0.001		<0.001	
11/10/2012			<0.001		<0.001
5/9/2013	<0.001	<0.001	<0.001		
5/10/2013				<0.001	<0.001
11/5/2013		<0.001			
11/6/2013	<0.001		<0.001	<0.001	<0.001
5/22/2014	<0.001	<0.001	<0.001	<0.001	<0.001
11/8/2014	<0.001				
11/9/2014			<0.001	<0.001	<0.001
11/13/2014		<0.001			
5/22/2015				<0.001	<0.001
5/23/2015	<0.001				
5/24/2015		<0.001	<0.001		
11/10/2015	<0.001		<0.001	<0.001	
11/11/2015		<0.001			<0.001
4/11/2016	<0.001				
4/12/2016		<0.001	<0.001	<0.001 (D)	<0.001
6/16/2016	<0.001	<0.001	<0.001		
6/20/2016				<0.001	<0.001
8/11/2016	<0.001	<0.001	<0.001		
8/12/2016				<0.001	<0.001
10/4/2016		<0.001			
10/5/2016	<0.001		<0.001	<0.001	
10/6/2016					<0.001
11/29/2016	<0.001				
11/30/2016		<0.001	<0.001	<0.001	<0.001
2/7/2017		<0.001			
2/8/2017	<0.001		<0.001	<0.001	<0.001
4/5/2017	<0.001				
4/6/2017		<0.001	<0.001	<0.001	<0.001
6/20/2017		<0.001			
6/21/2017	<0.001		<0.001	<0.001	
6/22/2017					<0.001
10/4/2017		<0.001			
10/5/2017	<0.001		<0.001	<0.001	
10/6/2017					<0.001
3/20/2018	<0.001	<0.001			

Time Series

Constituent: Thallium, Total (mg/L) Analysis Run 10/16/2023 2:42 PM
Plant Scherer Client: Southern Company Data: Scherer Cell 1-CCR

	GWC-19	GWC-2	GWC-20	GWC-3	GWC-4
3/21/2018			<0.001	<0.001	<0.001
10/2/2018	<0.001	<0.001			
10/3/2018			<0.001	<0.001	<0.001
3/26/2019	<0.001	<0.001	<0.001	<0.001	<0.001
9/10/2019		<0.001		<0.001	<0.001
9/12/2019	<0.001		<0.001		
3/18/2020		0.00025 (J)		<0.001	
3/19/2020	<0.001		<0.001		0.00036 (J)
9/9/2020	<0.001	<0.001			
9/10/2020			<0.001	<0.001	<0.001
4/1/2021		<0.001			
4/2/2021					<0.001
4/5/2021	0.00032 (J)		<0.001		
4/6/2021				<0.001	
8/11/2021	<0.001		<0.001		
8/12/2021		<0.001		<0.001	<0.001
2/15/2022		<0.001		<0.001	<0.001
2/16/2022	<0.001		<0.001		
8/25/2022	<0.001		<0.001	<0.001	<0.001
8/26/2022		<0.001			
2/27/2023		<0.001			<0.001
2/28/2023	<0.001		<0.001	<0.001	
8/8/2023	<0.001		<0.001		<0.001
8/9/2023		<0.001		<0.001	

Time Series

Constituent: Thallium, Total (mg/L) Analysis Run 10/16/2023 2:42 PM
 Plant Scherer Client: Southern Company Data: Scherer Cell 1-CCR

	GWC-5	GWC-6	GWC-7	GWC-8A	GWC-9
5/10/2010			<0.001	<0.001	<0.001
5/11/2010	<0.001	<0.001			
6/16/2010					<0.001
6/18/2010	<0.001	<0.001	<0.001		
6/19/2010				<0.001	
7/27/2010	<0.001	<0.001			<0.001
7/28/2010			<0.001	<0.001	
9/8/2010				<0.001	<0.001
9/9/2010	<0.001	<0.001	<0.001		
4/29/2011	<0.001				<0.001
4/30/2011		<0.001	<0.001	<0.001	
10/27/2011				<0.001	<0.001
10/28/2011	<0.001				
10/29/2011		<0.001	0.00027		
5/3/2012					<0.001
5/4/2012	<0.001	<0.001	<0.001	<0.001	
11/10/2012	<0.001	<0.001	<0.001		
11/11/2012				<0.001	<0.001
5/9/2013	<0.001	<0.001	<0.001		<0.001
5/10/2013				<0.001	
11/6/2013	<0.001				<0.001
11/7/2013		<0.001	0.00026	<0.001	
5/21/2014		<0.001	<0.001	<0.001	<0.001
5/22/2014	<0.001				
11/9/2014	<0.001	<0.001			
11/12/2014			<0.001		<0.001
11/13/2014				<0.001	
5/23/2015				<0.001	<0.001
5/24/2015	<0.001	<0.001	<0.001		
11/11/2015	<0.001	<0.001	<0.001	<0.001	
11/12/2015					<0.001
4/12/2016		<0.001			
4/13/2016			<0.001 (D)		<0.001 (D)
4/19/2016	<0.001			<0.001	
6/20/2016		<0.001	<0.001		
6/22/2016	<0.001				<0.001
8/12/2016		<0.001			
8/15/2016			<0.001		<0.001
8/16/2016	<0.001				
10/6/2016	<0.001	<0.001	<0.001		<0.001
10/10/2016				<0.001	
11/30/2016		<0.001			
12/1/2016	<0.001		<0.001	<0.001	<0.001
2/8/2017					<0.001
2/9/2017	<0.001	<0.001	<0.001	<0.001	
4/6/2017	<0.001	<0.001			<0.001
4/7/2017			<0.001	<0.001	
6/21/2017	<0.001	<0.001		<0.001	<0.001
6/22/2017			<0.001		
8/15/2017				<0.001	
9/1/2017				<0.001	
10/5/2017	<0.001				<0.001

Time Series

Constituent: Thallium, Total (mg/L) Analysis Run 10/16/2023 2:42 PM
Plant Scherer Client: Southern Company Data: Scherer Cell 1-CCR

	GWC-5	GWC-6	GWC-7	GWC-8A	GWC-9
10/6/2017		<0.001	<0.001		
10/9/2017				<0.001	
3/21/2018		<0.001			<0.001
3/22/2018	<0.001		<0.001	<0.001	
10/2/2018					<0.001
10/3/2018	<0.001	<0.001			
10/4/2018			<0.001	<0.001	
3/26/2019		<0.001			
3/27/2019	<0.001		<0.001	<0.001	<0.001
9/11/2019	<0.001	<0.001	<0.001	<0.001	<0.001
3/18/2020	<0.001	<0.001		<0.001	<0.001
3/19/2020			<0.001		
9/9/2020	<0.001			<0.001	<0.001
9/10/2020		<0.001	0.00019 (J)		
4/1/2021	<0.001		<0.001		<0.001
4/5/2021		0.0003 (J)		0.00081 (J)	
8/11/2021		0.0002 (J)	0.00043 (J)		
8/12/2021	0.00037 (J)			0.00043 (J)	0.00016 (J)
2/15/2022	<0.001	<0.001	<0.001	<0.001	<0.001
8/25/2022	<0.001	<0.001	<0.001	<0.001	<0.001
2/27/2023		<0.001	<0.001	<0.001	<0.001
2/28/2023	<0.001				
8/8/2023	<0.001	<0.001	<0.001	<0.001	<0.001

Time Series

Constituent: Total Dissolved Solids (mg/L) Analysis Run 10/16/2023 2:42 PM

Plant Scherer Client: Southern Company Data: Scherer Cell 1-CCR

	GWA-15 (bg)	GWA-16 (bg)	GWA-17 (bg)	GWC-1	GWC-10
4/6/2016	38	84	61		
4/12/2016				147	
4/13/2016					103 (D)
6/15/2016	<10	139	113		
6/16/2016				150	
6/21/2016					214 (O)
8/10/2016	56	80	74		
8/11/2016				110	
8/15/2016					130
10/4/2016	48	62		140	
10/5/2016			44		84
11/29/2016		110	58		
11/30/2016	46			130	
12/1/2016					130
2/7/2017	18	70	4 (J)	130	
2/8/2017					130
4/4/2017	32	120	78		
4/5/2017				130	
4/6/2017					130
6/20/2017	38	76	50	120	
6/21/2017					120
10/4/2017	42			130	
10/5/2017		110	64		140
3/20/2018	20 (JX)	110	90	110	
3/21/2018					120
10/2/2018	48	110	90	140	150
3/26/2019	45	100	82	150	
3/27/2019					140
9/10/2019	42	75	51	130	
9/11/2019					110
3/18/2020	43	93	75	130	140
9/9/2020	<10	66	64	120	160
4/1/2021	55	100	68	120	140
8/11/2021	55	100	94		
8/17/2021					160
8/18/2021				150	
2/15/2022	42	99	79	120	150
8/24/2022			110	160	
8/25/2022	86	130			170
2/21/2023					150
2/27/2023				160	
2/28/2023	50	110	94		
8/3/2023	53	110	85		
8/9/2023				140	140

Time Series

Constituent: Total Dissolved Solids (mg/L) Analysis Run 10/16/2023 2:42 PM

Plant Scherer Client: Southern Company Data: Scherer Cell 1-CCR

	GWC-11	GWC-12	GWC-13	GWC-14	GWC-18
4/11/2016					89
4/13/2016	99 (D)	<5 (D)	60 (D)	56 (D)	
6/16/2016					88
6/21/2016	293 (o)	110	195 (O)	68	
8/11/2016					52
8/15/2016	90	<5	42	46	
10/4/2016				60	
10/5/2016	70	<5			76
10/7/2016			24		
11/29/2016					72
12/1/2016	120	16	68	70	
2/7/2017				40	
2/8/2017	86	12			74
2/9/2017			56		
4/5/2017		18			
4/6/2017	130		68	74	84
6/20/2017	86	<5		34	
6/21/2017					88
6/22/2017			56		
10/5/2017	94	28		98	110
10/6/2017			90		
3/20/2018				42	92
3/21/2018	100	28 (JX)			
3/22/2018			76		
10/2/2018	120	38		40	100
10/3/2018			22		
3/26/2019		29	59	60	94
3/27/2019	100				
9/11/2019	94	14	33	26	77
3/18/2020	100	26	100	57	92
9/9/2020				54	77
9/10/2020	95	13	60		
4/1/2021	90	17		43	62
4/6/2021			55		
8/11/2021	120	18	75	71	98
2/16/2022	79	16	55	46	70
8/25/2022	130				130
8/26/2022		29	84	91	
2/27/2023	120	39	87	70	
2/28/2023					100
8/9/2023	98	27	74	64	95

Time Series

Constituent: Total Dissolved Solids (mg/L) Analysis Run 10/16/2023 2:42 PM

Plant Scherer Client: Southern Company Data: Scherer Cell 1-CCR

	GWC-19	GWC-2	GWC-20	GWC-3	GWC-4
4/11/2016	99				
4/12/2016		93	104	92 (D)	80
6/16/2016	102	130	111		
6/20/2016				78	111
8/11/2016	38	92	70		
8/16/2016				76	100
10/4/2016		120			
10/5/2016	26		92	64	
10/6/2016					110
11/29/2016	82				
11/30/2016		130	92	82	110
2/7/2017		36			
2/8/2017	78		98	92	120
4/5/2017	100				
4/6/2017		150	92	88	130
6/20/2017		92			
6/21/2017	100		100	88	
6/22/2017					110
10/4/2017		120			
10/5/2017	100		130	86	
10/6/2017					120
3/20/2018	100	120			
3/21/2018			100	98	160
10/2/2018	130	140			
10/3/2018			130	60	120
3/26/2019	100	130	110	86	130
9/10/2019		140		66	93
9/12/2019	70		84		
3/18/2020		140		72	
3/19/2020	110		120		130
9/9/2020	120	110			
9/10/2020			110	59	130
4/1/2021		120			
4/2/2021					150
4/6/2021				81	
6/1/2021	130		120		
8/11/2021	120		110		
8/12/2021		130		89	130
2/15/2022		120		53	140
2/16/2022	110		110		
8/25/2022	150		140	110	170
8/26/2022		180			
2/27/2023		140			240
2/28/2023	130		120	72	
5/2/2023					290
8/8/2023	130		130		220
8/9/2023		120		88	

Time Series

Constituent: Total Dissolved Solids (mg/L) Analysis Run 10/16/2023 2:42 PM

Plant Scherer Client: Southern Company Data: Scherer Cell 1-CCR

	GWC-5	GWC-6	GWC-7	GWC-8A	GWC-9
4/12/2016		138			
4/13/2016			130 (D)		135 (D)
4/19/2016	1290			179	
6/20/2016		154	116		
6/22/2016	1060				199
8/15/2016			92		120
8/16/2016	880	140			
10/6/2016	820	150	110		140
10/10/2016				110 (O)	
11/30/2016		160			
12/1/2016	900		140	170	160
2/8/2017					130
2/9/2017	940	160	120	180	
4/6/2017	1100	140			140
4/7/2017			120	200	
6/21/2017	1200	150		190	150
6/22/2017			100		
8/15/2017				190	
9/1/2017				160	
10/5/2017	950				170
10/6/2017		160	140		
3/21/2018		170			160
3/22/2018	1000		130	220	
10/2/2018					34
10/3/2018	620	120			
10/4/2018			110		
10/17/2018				170	
3/26/2019		130			
3/27/2019	580		120	300	140
9/11/2019	310	120	100	210	130
3/18/2020	430	140		300	130
3/19/2020			98		
9/9/2020	270			360	150
9/10/2020		140	120		
4/1/2021	260		110		120
6/1/2021				340	
6/2/2021		140			
8/11/2021		160	130		
8/12/2021	370			240	150
2/15/2022	290	140	140	330	140
8/25/2022	290	170	150	270	180
2/27/2023		150	140	340	170
2/28/2023	240				
8/8/2023	230	110	130	910	150
10/4/2023				240 (R)	

Time Series

Constituent: Vanadium (mg/L) Analysis Run 10/16/2023 2:42 PM
 Plant Scherer Client: Southern Company Data: Scherer Cell 1-CCR

	GWA-15 (bg)	GWA-16 (bg)	GWA-17 (bg)	GWC-1	GWC-10
5/8/2010			0.0024 (J)		
5/9/2010	<0.002	0.0049 (J)			
5/10/2010					0.011
5/11/2010				0.012	
6/16/2010		0.0054 (J)	0.002 (J)		0.01
6/17/2010				0.0082 (J)	
6/18/2010	<0.002				
7/26/2010			<0.01		
7/27/2010		0.0055 (J)		0.0096 (J)	
7/28/2010	<0.002				0.011
9/7/2010		0.005 (J)	0.0026 (J)		
9/8/2010					0.011
9/9/2010	<0.002			0.0098 (J)	
4/28/2011				0.0085 (J)	
4/29/2011		0.005 (J)	0.0036 (J)		0.01
4/30/2011	<0.002				
10/27/2011					0.014
10/28/2011	<0.002	0.0081 (J)	<0.01		
10/29/2011				0.011	
5/2/2012	<0.002	0.0059 (J)	0.003 (J)		
5/3/2012				0.013	
5/4/2012					0.0096 (J)
11/9/2012	<0.002	0.0062 (J)	0.0081 (J)	0.013	
11/11/2012					0.011
5/8/2013	<0.002	0.0079 (J)	<0.01		
5/9/2013				0.012	0.011
11/5/2013	<0.002			0.015	0.013
11/6/2013		0.0068 (J)	0.0032 (J)		
5/20/2014	<0.002	0.0074 (J)	0.0036 (J)		
5/21/2014					0.012
5/23/2014				0.015	
11/8/2014		0.0097 (J)	0.0065 (J)		
11/12/2014	0.0035 (J)				0.016
11/13/2014				0.02	
5/22/2015	<0.002	0.0085 (J)	<0.01		
5/23/2015				0.018	0.011
11/9/2015		<0.01	0.0047 (J)		
11/11/2015	<0.002			0.018	
11/12/2015					0.0053 (J)
4/6/2016	<0.002	0.00726 (J)	0.00424 (J)		
4/12/2016				0.0173	
4/13/2016					0.0124 (D)
10/4/2016	0.0031	0.013		0.021	
10/5/2016			0.0049		0.013
4/4/2017	<0.002	0.0046	0.0048		
4/5/2017				0.017	
4/6/2017					0.013
10/4/2017	0.0021 (J)			0.02	
10/5/2017		0.0071	0.0024 (J)		0.015
3/20/2018	<0.002 (D)	0.0067	0.0041	0.016	
3/21/2018					0.012
10/2/2018	<0.002	0.0069	0.004	0.017	0.012

Time Series

Constituent: Vanadium (mg/L) Analysis Run 10/16/2023 2:42 PM
Plant Scherer Client: Southern Company Data: Scherer Cell 1-CCR

	GWA-15 (bg)	GWA-16 (bg)	GWA-17 (bg)	GWC-1	GWC-10
3/26/2019	<0.002	0.007	0.0051	0.017	
3/27/2019					0.012
9/10/2019	0.0022	0.01	0.0091	0.02	
9/11/2019					0.017
3/18/2020	0.0011	0.0078	0.0051	0.02	0.013
9/9/2020	<0.002	0.0072	0.0053	0.018	0.012
4/1/2021	<0.002	0.0078	0.005	0.019	0.013
8/11/2021	<0.002	0.0082	0.0055		
8/18/2021				0.018	
10/18/2021					0.013
2/15/2022	<0.002	0.0077	0.0052	0.018	0.012
8/24/2022			0.0051	0.017	
8/25/2022	<0.002	0.0079			0.011
2/21/2023					0.012
2/27/2023				0.019	
2/28/2023	0.0011	0.0087	0.0057		
8/3/2023	<0.002	0.0086	0.0041		
8/9/2023				0.019	0.013

Time Series

Constituent: Vanadium (mg/L) Analysis Run 10/16/2023 2:42 PM
 Plant Scherer Client: Southern Company Data: Scherer Cell 1-CCR

	GWC-11	GWC-12	GWC-13	GWC-14	GWC-18
5/9/2010		<0.002	<0.0014	<0.001	
5/10/2010	0.009 (J)				0.0052 (J)
6/16/2010	0.0089 (J)				0.0059 (J)
6/18/2010		<0.002	<0.0014	<0.001	
7/26/2010					0.0052 (J)
7/27/2010	0.0089 (J)	<0.002			
7/28/2010				<0.001	
7/29/2010			<0.0014		
9/7/2010					0.0056 (J)
9/8/2010	0.009 (J)	<0.002			
9/9/2010			<0.0014	<0.001	
4/26/2011			<0.0014		
4/29/2011	0.0082 (J)	<0.002			0.005 (J)
4/30/2011				<0.001	
10/27/2011	0.009 (J)				
10/28/2011		<0.002	<0.0014	<0.001	0.0048 (J)
5/2/2012					0.0057 (J)
5/3/2012		<0.002		<0.001	
5/4/2012	0.0091 (J)		<0.0014		
11/9/2012					0.0057 (J)
11/10/2012	0.0096 (J)	<0.002		<0.001	
11/11/2012			<0.0014		
5/8/2013			0.0039 (J)	<0.001	0.0069 (J)
5/9/2013	0.01	<0.002			
11/5/2013				<0.001	
11/6/2013	0.01	<0.002			0.0052 (J)
11/7/2013			<0.0014		
5/20/2014	0.011	<0.002	<0.0014	<0.001	
5/23/2014					0.0081 (J)
11/8/2014					0.01
11/12/2014	0.012	0.0032 (J)	0.004 (J)	<0.001	
5/22/2015					0.0052 (J)
5/23/2015		<0.002			
5/24/2015	0.012		<0.0014	<0.001	
11/10/2015					<0.01
11/11/2015				<0.001	
11/12/2015	<0.01	<0.002	<0.0014		
4/11/2016					0.00604 (J)
4/13/2016	0.00976 (JD)	<0.002 (D)	<0.0014 (D)	<0.001 (D)	
10/4/2016				0.0026	
10/5/2016	0.013	<0.002			0.0075
10/7/2016			<0.0014		
4/5/2017		<0.002			
4/6/2017	0.011		<0.0014	<0.001	0.0065
10/5/2017	0.013	0.0022 (J)		0.0024 (J)	0.0052
10/6/2017			0.0032		
3/20/2018				<0.001	0.0064
3/21/2018	0.0098	<0.0014 (JX)			
3/22/2018			<0.0014		
10/2/2018	0.01	<0.002		<0.001	0.0064
10/3/2018			<0.0014		
3/26/2019		0.0029	0.0041	0.0034	0.0094

Time Series

Constituent: Vanadium (mg/L) Analysis Run 10/16/2023 2:42 PM
Plant Scherer Client: Southern Company Data: Scherer Cell 1-CCR

	GWC-11	GWC-12	GWC-13	GWC-14	GWC-18
3/27/2019	0.012				
9/11/2019	0.015	0.0052	0.0062	0.0062	0.011
3/18/2020	0.011	<0.002	0.001	<0.001	0.0075
9/9/2020				<0.001	0.007
9/10/2020	0.01	<0.002	0.0011		
4/1/2021	0.011	<0.002		0.0013	0.0081
4/6/2021			0.0028		
8/11/2021	0.011	<0.002	0.0013	0.0012	0.008
2/16/2022	0.0099	<0.002	0.0011	0.00091 (J)	0.0066
8/25/2022	0.0099				0.007
8/26/2022		<0.002	0.0016	0.0017	
2/27/2023	0.012	0.0014	0.0021	0.002	
2/28/2023					0.0072
8/9/2023	0.0099	<0.002	0.0016 (J)	0.00079 (J)	0.0061

Time Series

Constituent: Vanadium (mg/L) Analysis Run 10/16/2023 2:42 PM
 Plant Scherer Client: Southern Company Data: Scherer Cell 1-CCR

	GWC-19	GWC-2	GWC-20	GWC-3	GWC-4
5/11/2010	0.0064 (J)	0.0078 (J)	0.014	0.0046 (J)	0.0068 (J)
6/16/2010	0.0061 (J)				
6/17/2010			0.014	0.0046 (J)	0.0079 (J)
6/19/2010		<0.01			
7/27/2010	0.006 (J)	0.0096 (J)	0.016		
7/28/2010				0.019 (O)	0.0077 (J)
9/7/2010	0.0066 (J)		0.017	0.0072 (J)	
9/8/2010					0.0077 (J)
9/9/2010		0.0095 (J)			
4/28/2011		0.01			0.0099 (J)
4/29/2011	0.0066 (J)		0.015	0.0052 (J)	
10/28/2011	0.0057 (J)	0.014	0.016	0.0059 (J)	
10/29/2011					0.006 (J)
5/2/2012	0.006 (J)				
5/3/2012		0.013	0.016	0.0049 (J)	0.0084 (J)
11/9/2012	0.0073 (J)	0.012		0.007 (J)	
11/10/2012			0.018		0.0061 (J)
5/9/2013	0.0069 (J)	0.012	0.019		
5/10/2013				0.0094 (J)	0.009 (J)
11/5/2013		0.014			
11/6/2013	0.0077 (J)		0.019	0.0059 (J)	0.0089 (J)
5/22/2014	0.0075 (J)	0.013	0.018	0.0057 (J)	0.0084 (J)
11/8/2014	0.0081 (J)				
11/9/2014			0.02	0.0069 (J)	0.0076 (J)
11/13/2014		0.016			
5/22/2015				0.006 (J)	0.011
5/23/2015	0.01				
5/24/2015		0.014	0.016		
11/10/2015	0.0033 (J)		0.01	0.011	
11/11/2015		0.014			0.0034 (J)
4/11/2016	0.00756 (J)				
4/12/2016		0.0155	0.019	0.00503 (JD)	0.00654 (J)
10/4/2016		0.017			
10/5/2016	0.0084		<0.016	<0.0072	
10/6/2016					<0.0086
4/5/2017	0.0086				
4/6/2017		0.015	0.02	0.0056	0.0073
10/4/2017		0.015			
10/5/2017	0.0062		0.02	0.0061	
10/6/2017					0.0087
3/20/2018	0.0072	0.014			
3/21/2018			0.021	0.0097	0.0058
10/2/2018	0.0073	0.015			
10/3/2018			0.017	0.0053	0.006
3/26/2019	0.0094	0.016	0.018	0.0076	0.011
9/10/2019		0.018		0.0078	0.0086
9/12/2019	0.0083		0.02		
3/18/2020		0.016		0.0051	
3/19/2020	0.008		0.019		0.0065
9/9/2020	0.0071	0.014			
9/10/2020			0.018	0.0061	0.0068
4/1/2021		0.014			

Time Series

Constituent: Vanadium (mg/L) Analysis Run 10/16/2023 2:42 PM
Plant Scherer Client: Southern Company Data: Scherer Cell 1-CCR

	GWC-19	GWC-2	GWC-20	GWC-3	GWC-4
4/2/2021					0.0081
4/5/2021	0.0068		0.017		
4/6/2021				0.0075	
8/11/2021	0.0076		0.019		
8/12/2021		0.016		0.0087	0.007
2/15/2022		0.016		0.0064	0.0059
2/16/2022	0.0068		0.018		
8/25/2022	0.0068		0.018	0.0072	0.0059
8/26/2022		0.015			
2/27/2023		0.016			0.0056
2/28/2023	0.0078		0.019	0.0066	
8/8/2023	0.007		0.018		0.0056
8/9/2023		0.016		0.0057	

Time Series

Constituent: Vanadium (mg/L) Analysis Run 10/16/2023 2:42 PM
 Plant Scherer Client: Southern Company Data: Scherer Cell 1-CCR

	GWC-5	GWC-6	GWC-7	GWC-8A	GWC-9
5/10/2010			0.011	0.013	0.0097 (J)
5/11/2010	0.0038 (J)	0.0055			
6/16/2010					0.01
6/18/2010	0.0044 (J)	0.0071 (J)	0.017		
6/19/2010				0.0075 (J)	
7/27/2010	0.0054 (J)	0.0085 (J)			0.012
7/28/2010			0.012	0.01	
9/8/2010				0.038	0.013
9/9/2010	0.0053 (J)	0.0088 (J)	0.013		
4/29/2011	0.0039 (J)				0.0097 (J)
4/30/2011		0.0094 (J)	0.012	0.053 (O)	
10/27/2011				0.016	0.015
10/28/2011	<0.0025				
10/29/2011		0.009 (J)	0.013		
5/3/2012					0.017
5/4/2012	<0.0025	0.0084 (J)	0.012	0.018	
11/10/2012	0.0035 (J)	0.0089 (J)	0.012		
11/11/2012				0.025	0.017
5/9/2013	0.004 (J)	0.0071 (J)	0.013		0.014
5/10/2013				0.09 (O)	
11/6/2013	0.0034 (J)				0.019
11/7/2013		0.0094 (J)	0.014	0.02	
5/21/2014		0.0082 (J)	0.013	0.016	0.016
5/22/2014	0.0047 (J)				
11/9/2014	0.0067 (J)	0.013			
11/12/2014			0.015		0.022
11/13/2014				0.065 (O)	
5/23/2015				0.032	0.016
5/24/2015	0.0033 (J)	0.009 (J)	0.015		
11/11/2015	<0.0025	0.0052	0.0055 (J)	0.033	
11/12/2015					0.015
4/12/2016		0.00896 (J)			
4/13/2016			0.0127 (D)		0.0144 (D)
4/19/2016	<0.0025			0.0233	
10/6/2016	<0.0025	<0.009	<0.012		<0.02
10/10/2016				0.019 (D)	
4/6/2017	0.0018 (J)	0.0089			0.016
4/7/2017			0.013	0.0044	
10/5/2017	<0.0025				0.024
10/6/2017		0.011	0.015		
10/9/2017				0.0047	
3/21/2018		0.0077			0.018
3/22/2018	0.0018 (J)		0.012	0.0043	
10/2/2018					0.021
10/3/2018	0.0018 (J)	0.0081			
10/4/2018			0.012	<0.002	
3/26/2019		0.012			
3/27/2019	0.002 (J)		0.013	0.003	0.019
9/11/2019	0.0047	0.012	0.015	0.0042	0.025
3/18/2020	0.002	0.0099		0.0031	0.012
3/19/2020			0.014		
9/9/2020	0.002			<0.002	0.022

Time Series

Constituent: Vanadium (mg/L) Analysis Run 10/16/2023 2:42 PM
Plant Scherer Client: Southern Company Data: Scherer Cell 1-CCR

	GWC-5	GWC-6	GWC-7	GWC-8A	GWC-9
9/10/2020		0.0094	0.014		
4/1/2021	0.0027		0.014		0.0095
4/5/2021		0.0091		0.0023	
8/11/2021		0.0099	0.013		
8/12/2021	0.0021			<0.002	0.02
2/15/2022	0.0026	0.0094	0.013	0.00079 (J)	0.017
8/25/2022	0.0026	0.011	0.014	0.0023	0.025
2/27/2023		0.0097	0.014	0.0019	0.018
2/28/2023	0.003				
8/8/2023	0.0018 (J)	0.0094	0.012	<0.002	0.019

Time Series

Constituent: Zinc (mg/L) Analysis Run 10/16/2023 2:42 PM

Plant Scherer Client: Southern Company Data: Scherer Cell 1-CCR

	GWA-15 (bg)	GWA-16 (bg)	GWA-17 (bg)	GWC-1	GWC-10
5/8/2010			<0.005		
5/9/2010	<0.005	<0.015			
5/10/2010					<0.005
5/11/2010				<0.005	
6/16/2010		<0.015	<0.005		<0.005
6/17/2010				<0.005	
6/18/2010	<0.005				
7/26/2010			<0.005		
7/27/2010		<0.015		<0.005	
7/28/2010	<0.005				<0.005
9/7/2010		<0.015	<0.005		
9/8/2010					<0.005
9/9/2010	<0.005			<0.005	
4/28/2011				<0.005	
4/29/2011		<0.015	<0.005		<0.005
4/30/2011	<0.005				
10/27/2011					<0.005
10/28/2011	<0.005	<0.015	<0.005		
10/29/2011				<0.005	
5/2/2012	<0.005	<0.015	<0.005		
5/3/2012				<0.005	
5/4/2012					<0.005
11/9/2012	<0.005	<0.015	<0.005	<0.005	
11/11/2012					<0.005
5/8/2013	<0.005	<0.015	<0.005		
5/9/2013				<0.005	<0.005
11/5/2013	<0.005			<0.005	<0.005
11/6/2013		<0.015	<0.005		
5/20/2014	<0.005	<0.015	<0.005		
5/21/2014					<0.005
5/23/2014				<0.005	
11/8/2014		<0.015	<0.005		
11/12/2014	<0.005				<0.005
11/13/2014				<0.005	
5/22/2015	<0.005	<0.015	<0.005		
5/23/2015				<0.005	<0.005
11/9/2015		<0.015	<0.005		
11/11/2015	<0.005			<0.005	
11/12/2015					<0.005
4/6/2016	<0.005	<0.015	0.00274 (J)		
4/12/2016				<0.005	
4/13/2016					<0.005 (D)
10/4/2016	<0.005	<0.015		<0.005	
10/5/2016			0.0073 (J)		<0.005
4/4/2017	<0.005	<0.015	<0.005		
4/5/2017				<0.005	
4/6/2017					<0.005
10/4/2017	<0.005			<0.005	
10/5/2017		<0.015	<0.005		<0.005
3/20/2018	<0.005 (D)	<0.015	<0.005	<0.005	
3/21/2018					<0.005
10/2/2018	<0.005	<0.015	<0.005	<0.005	<0.005

Time Series

Constituent: Zinc (mg/L) Analysis Run 10/16/2023 2:42 PM
Plant Scherer Client: Southern Company Data: Scherer Cell 1-CCR

	GWA-15 (bg)	GWA-16 (bg)	GWA-17 (bg)	GWC-1	GWC-10
3/26/2019	<0.005	<0.015	<0.005	<0.005	
3/27/2019					<0.005
9/10/2019	0.006	0.0047 (J)	0.0084	0.0038 (J)	
9/11/2019					0.004 (J)
3/18/2020	<0.005	<0.015	<0.005	<0.005	<0.005
9/9/2020	<0.005	<0.015	<0.005	<0.005	<0.005
4/1/2021	<0.005	<0.015	<0.005	<0.005	<0.005
8/11/2021	<0.005	<0.015	<0.005		
8/18/2021				<0.005	
10/18/2021					<0.005
2/15/2022	<0.005	<0.015	<0.005	<0.005	<0.005
8/24/2022			<0.005	0.0039 (J)	
8/25/2022	<0.005	<0.015			<0.005
2/21/2023					<0.005
2/27/2023				<0.005	
2/28/2023	<0.005	<0.015	<0.005		
8/3/2023	<0.005	0.0035 (J)	<0.005		
8/9/2023				<0.005	<0.005

Time Series

Constituent: Zinc (mg/L) Analysis Run 10/16/2023 2:42 PM
 Plant Scherer Client: Southern Company Data: Scherer Cell 1-CCR

	GWC-11	GWC-12	GWC-13	GWC-14	GWC-18
5/9/2010		<0.005	<0.015	<0.005	
5/10/2010	<0.005				<0.005
6/16/2010	<0.005				<0.005
6/18/2010		<0.005	<0.015	<0.005	
7/26/2010					<0.005
7/27/2010	<0.005	<0.005			
7/28/2010				<0.005	
7/29/2010			<0.015		
9/7/2010					<0.005
9/8/2010	<0.005	<0.005			
9/9/2010			<0.015	<0.005	
4/26/2011			<0.015		
4/29/2011	<0.005	<0.005			<0.005
4/30/2011				<0.005	
10/27/2011	<0.005				
10/28/2011		<0.005	<0.015	<0.005	<0.005
5/2/2012					<0.005
5/3/2012		<0.005		<0.005	
5/4/2012	<0.005		<0.015		
11/9/2012					<0.005
11/10/2012	<0.005	<0.005		<0.005	
11/11/2012			<0.015		
5/8/2013			<0.015	<0.005	<0.005
5/9/2013	<0.005	<0.005			
11/5/2013				<0.005	
11/6/2013	<0.005	<0.005			<0.005
11/7/2013			<0.015		
5/20/2014	<0.005	<0.005	<0.015	<0.005	
5/23/2014					<0.005
11/8/2014					<0.005
11/12/2014	<0.005	<0.005	<0.015	<0.005	
5/22/2015					<0.005
5/23/2015		<0.005			
5/24/2015	<0.005		<0.015	<0.005	
11/10/2015					<0.005
11/11/2015				<0.005	
11/12/2015	<0.005	<0.005	<0.015		
4/11/2016					<0.005
4/13/2016	0.00241 (JD)	0.00409 (JD)	0.00289 (JD)	<0.005 (D)	
10/4/2016				<0.005	
10/5/2016	<0.005	<0.005			<0.005
10/7/2016			<0.015		
4/5/2017		<0.005			
4/6/2017	<0.005		<0.015	<0.005	<0.005
10/5/2017	<0.005	<0.005		<0.005	<0.005
10/6/2017			0.0071 (J)		
3/20/2018				<0.005	<0.005
3/21/2018	0.007 (J)	<0.005 (D)			
3/22/2018			<0.015		
10/2/2018	0.022 (O)	<0.005		<0.005	<0.005
10/3/2018			<0.015		
3/26/2019		<0.005	<0.015	<0.005	<0.005

Time Series

Constituent: Zinc (mg/L) Analysis Run 10/16/2023 2:42 PM
Plant Scherer Client: Southern Company Data: Scherer Cell 1-CCR

	GWC-11	GWC-12	GWC-13	GWC-14	GWC-18
3/27/2019	<0.005				
9/11/2019	0.0072	0.0065	0.0085	0.0038 (J)	0.0077
3/18/2020	<0.005	0.005	0.0052	<0.005	<0.005
9/9/2020				<0.005	<0.005
9/10/2020	0.018	0.0037 (J)	0.0038 (J)		
4/1/2021	0.0034 (J)	<0.005		<0.005	<0.005
4/6/2021			0.004 (J)		
8/11/2021	<0.005	<0.005	<0.015	<0.005	<0.005
2/16/2022	0.0034 (J)	0.0032 (J)	0.004 (J)	<0.005	<0.005
8/25/2022	<0.005				<0.005
8/26/2022		<0.005	<0.015	<0.005	
2/27/2023	<0.005	<0.005	<0.015	<0.005	
2/28/2023					<0.005
8/9/2023	<0.005	<0.005	0.0031 (J)	<0.005	<0.005

Time Series

Constituent: Zinc (mg/L) Analysis Run 10/16/2023 2:42 PM
 Plant Scherer Client: Southern Company Data: Scherer Cell 1-CCR

	GWC-19	GWC-2	GWC-20	GWC-3	GWC-4
5/11/2010	<0.005	<0.015	<0.005	0.018 (O)	<0.005
6/16/2010	<0.005				
6/17/2010			<0.005	<0.005	<0.005
6/19/2010		<0.015			
7/27/2010	<0.005	<0.015	<0.005		
7/28/2010				0.016 (O)	<0.005
9/7/2010	<0.005		<0.005	<0.005	
9/8/2010					<0.005
9/9/2010		<0.015			
4/28/2011		<0.015			<0.005
4/29/2011	<0.005		<0.005	<0.005	
10/28/2011	<0.005	<0.015	<0.005	<0.005	
10/29/2011					<0.005
5/2/2012	<0.005				
5/3/2012		<0.015	<0.005	<0.005	<0.005
11/9/2012	<0.005	<0.015		<0.005	
11/10/2012			<0.005		<0.005
5/9/2013	<0.005	<0.015	<0.005		
5/10/2013				<0.005	<0.005
11/5/2013		<0.015			
11/6/2013	<0.005		<0.005	<0.005	<0.005
5/22/2014	<0.005	<0.015	<0.005	<0.005	<0.005
11/8/2014	<0.005				
11/9/2014			<0.005	<0.005	<0.005
11/13/2014		<0.015			
5/22/2015				<0.005	<0.005
5/23/2015	<0.005				
5/24/2015		<0.015	<0.005		
11/10/2015	<0.005	<0.005	<0.005	<0.005	
11/11/2015		<0.015			<0.005
4/11/2016	<0.005				
4/12/2016		<0.015	<0.005	<0.005 (D)	0.00203 (J)
10/4/2016		<0.015			
10/5/2016	0.0085 (O)		<0.005	0.01 (O)	
10/6/2016					<0.005
4/5/2017	<0.005				
4/6/2017		<0.015	<0.005	<0.005	<0.005
10/4/2017		<0.015			
10/5/2017	<0.005		<0.005	<0.005	
10/6/2017					<0.005
3/20/2018	<0.005	<0.015			
3/21/2018			<0.005	<0.005	<0.005
10/2/2018	<0.005	<0.015			
10/3/2018			<0.005	<0.005	<0.005
3/26/2019	<0.005	<0.015	<0.005	<0.005	<0.005
9/10/2019		0.004 (J)		0.0069	0.006
9/12/2019	0.0059		0.0065		
3/18/2020		<0.015		<0.005	
3/19/2020	<0.005		<0.005		<0.005
9/9/2020	<0.005	<0.015			
9/10/2020			<0.005	<0.005	<0.005
4/1/2021		0.01			

Time Series

Constituent: Zinc (mg/L) Analysis Run 10/16/2023 2:42 PM
Plant Scherer Client: Southern Company Data: Scherer Cell 1-CCR

	GWC-19	GWC-2	GWC-20	GWC-3	GWC-4
4/2/2021					<0.005
4/5/2021	<0.005		<0.005		
4/6/2021				<0.005	
8/11/2021	<0.005		<0.005		
8/12/2021		<0.015		0.0035 (J)	<0.005
2/15/2022		<0.015		<0.005	<0.005
2/16/2022	<0.005		<0.005		
8/25/2022	<0.005		0.0063	<0.005	<0.005
8/26/2022		<0.015			
2/27/2023		<0.015			<0.005
2/28/2023	<0.005		<0.005	<0.005	
8/8/2023	<0.005		<0.005		<0.005
8/9/2023		0.0046 (J)		<0.005	

Time Series

Constituent: Zinc (mg/L) Analysis Run 10/16/2023 2:42 PM
 Plant Scherer Client: Southern Company Data: Scherer Cell 1-CCR

	GWC-5	GWC-6	GWC-7	GWC-8A	GWC-9
5/10/2010			<0.005	<0.005	<0.005
5/11/2010	<0.005	<0.005			
6/16/2010					<0.005
6/18/2010	<0.005	<0.005	<0.005		
6/19/2010				0.0081 (J)	
7/27/2010	<0.005	<0.005			<0.005
7/28/2010			<0.005	0.017 (J)	
9/8/2010				0.085	<0.005
9/9/2010	<0.005	<0.005	<0.005		
4/29/2011	<0.005				<0.005
4/30/2011		<0.005	<0.005	0.13 (O)	
10/27/2011				0.03	<0.005
10/28/2011	<0.005				
10/29/2011		<0.005	<0.005		
5/3/2012					<0.005
5/4/2012	<0.005	<0.005	<0.005	0.029	
11/10/2012	<0.005	<0.005	<0.005		
11/11/2012				0.046	<0.005
5/9/2013	<0.005	<0.005	<0.005		<0.005
5/10/2013				0.23 (O)	
11/6/2013	<0.005				<0.005
11/7/2013		<0.005	<0.005	0.028	
5/21/2014		<0.005	<0.005	0.015 (J)	<0.005
5/22/2014	<0.005				
11/9/2014	<0.005	<0.005			
11/12/2014			<0.005		<0.005
11/13/2014				0.13 (O)	
5/23/2015				0.059	<0.005
5/24/2015	<0.005	<0.005	<0.005		
11/11/2015	0.0089 (J)	<0.005	<0.005	0.079	
11/12/2015					<0.005
4/12/2016		<0.005			
4/13/2016			<0.005 (D)		<0.005 (D)
4/19/2016	0.0133 (O)			0.0218	
10/6/2016	<0.005	<0.005	<0.005		<0.005
10/10/2016				0.013 (J)	
4/6/2017	0.0087 (J)	<0.005			<0.005
4/7/2017			<0.005	<0.005	
10/5/2017	0.0078 (J)				<0.005
10/6/2017		<0.005	<0.005		
10/9/2017				<0.005	
3/21/2018		<0.005			<0.005
3/22/2018	0.0086 (J)		<0.005	<0.005	
10/2/2018					<0.005
10/3/2018	<0.005	<0.005			
10/4/2018			<0.005	<0.005	
3/26/2019		<0.005			
3/27/2019	<0.005		<0.005	<0.005	<0.005
9/11/2019	0.0074	0.0062	0.0074	0.0052	0.0037 (J)
3/18/2020	0.0045 (J)	<0.005		<0.005	<0.005
3/19/2020			<0.005		
9/9/2020	<0.005			<0.005	<0.005

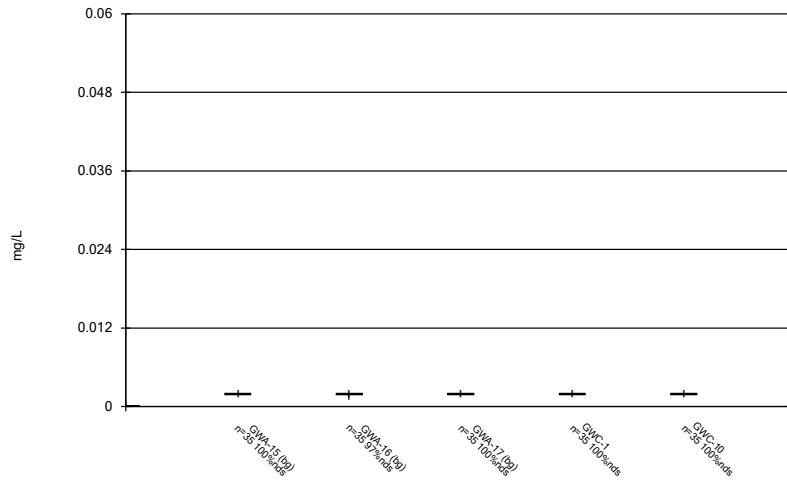
Time Series

Constituent: Zinc (mg/L) Analysis Run 10/16/2023 2:42 PM
Plant Scherer Client: Southern Company Data: Scherer Cell 1-CCR

	GWC-5	GWC-6	GWC-7	GWC-8A	GWC-9
9/10/2020		<0.005	<0.005		
4/1/2021	<0.005		<0.005		<0.005
4/5/2021		<0.005		<0.005	
8/11/2021		<0.005	<0.005		
8/12/2021	0.0034 (J)			<0.005	<0.005
2/15/2022	0.0034 (J)	<0.005	0.0037 (J)	<0.005	<0.005
8/25/2022	<0.005	<0.005	<0.005	<0.005	<0.005
2/27/2023		<0.005	<0.005	0.016	<0.005
2/28/2023	<0.005				
8/8/2023	<0.005	<0.005	<0.005	<0.005	<0.005

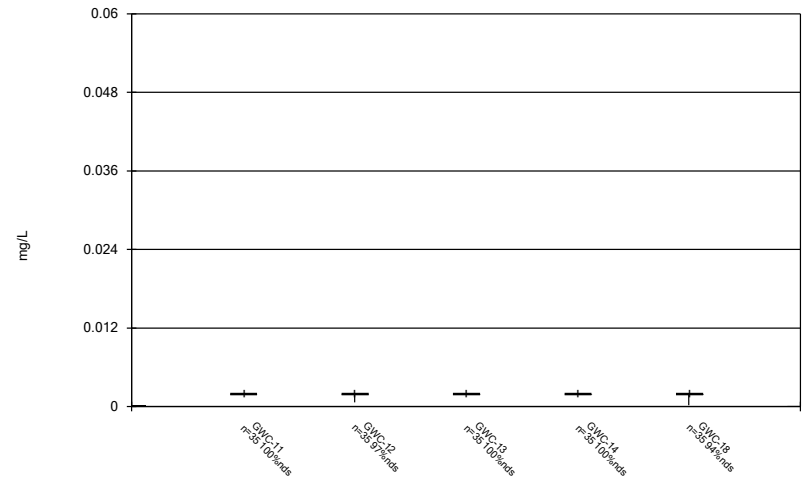
FIGURE B.

Box & Whiskers Plot



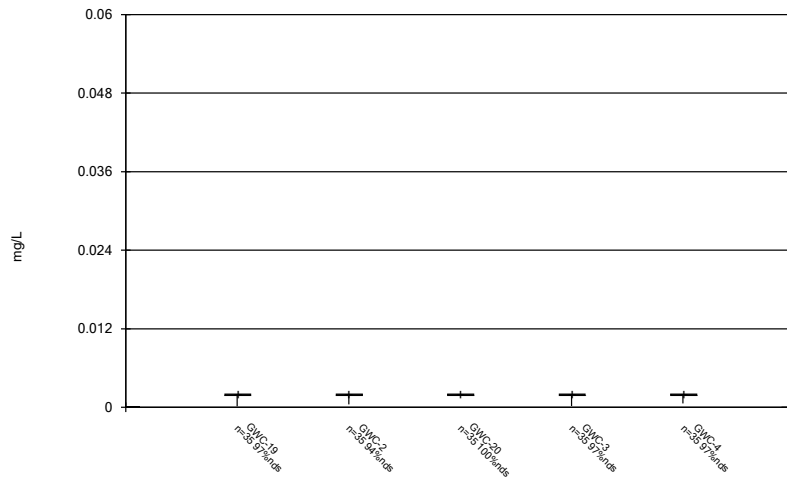
Constituent: Antimony, Total Analysis Run 10/16/2023 2:43 PM
Plant Scherer Client: Southern Company Data: Scherer Cell 1-CCR

Box & Whiskers Plot



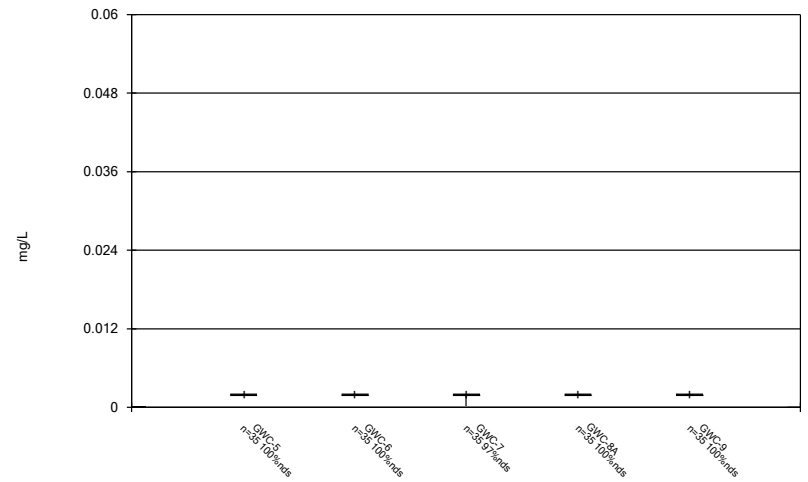
Constituent: Antimony, Total Analysis Run 10/16/2023 2:43 PM
Plant Scherer Client: Southern Company Data: Scherer Cell 1-CCR

Box & Whiskers Plot



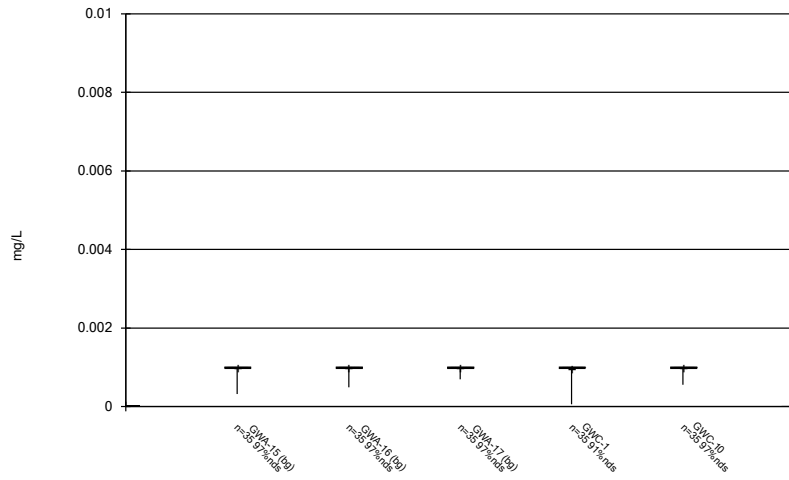
Constituent: Antimony, Total Analysis Run 10/16/2023 2:43 PM
Plant Scherer Client: Southern Company Data: Scherer Cell 1-CCR

Box & Whiskers Plot



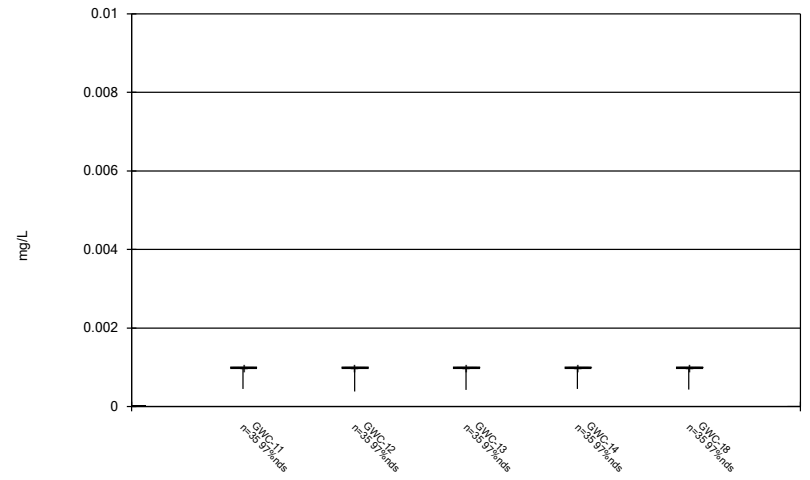
Constituent: Antimony, Total Analysis Run 10/16/2023 2:43 PM
Plant Scherer Client: Southern Company Data: Scherer Cell 1-CCR

Box & Whiskers Plot



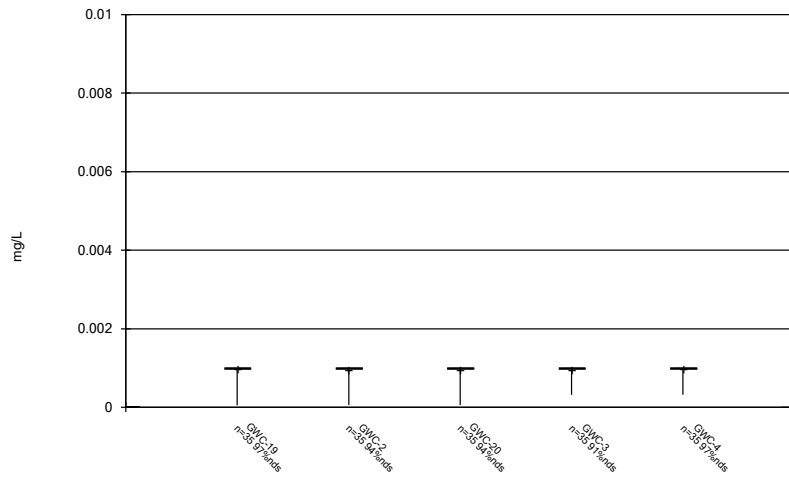
Constituent: Arsenic, Total Analysis Run 10/16/2023 2:43 PM
Plant Scherer Client: Southern Company Data: Scherer Cell 1-CCR

Box & Whiskers Plot



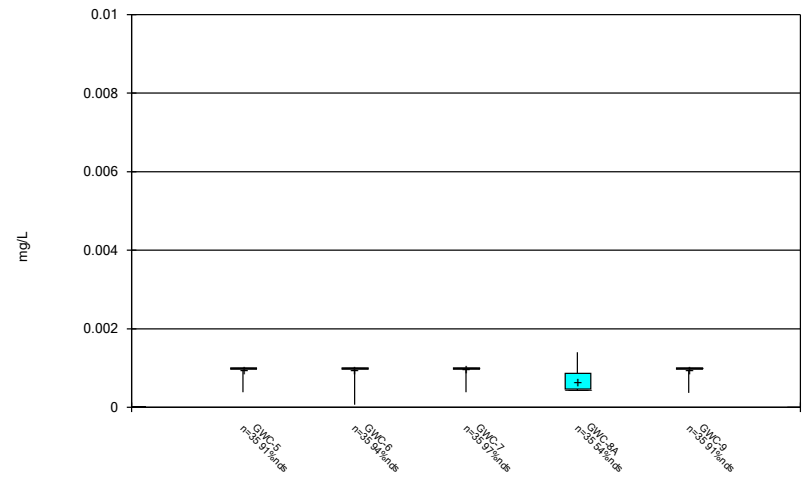
Constituent: Arsenic, Total Analysis Run 10/16/2023 2:43 PM
Plant Scherer Client: Southern Company Data: Scherer Cell 1-CCR

Box & Whiskers Plot



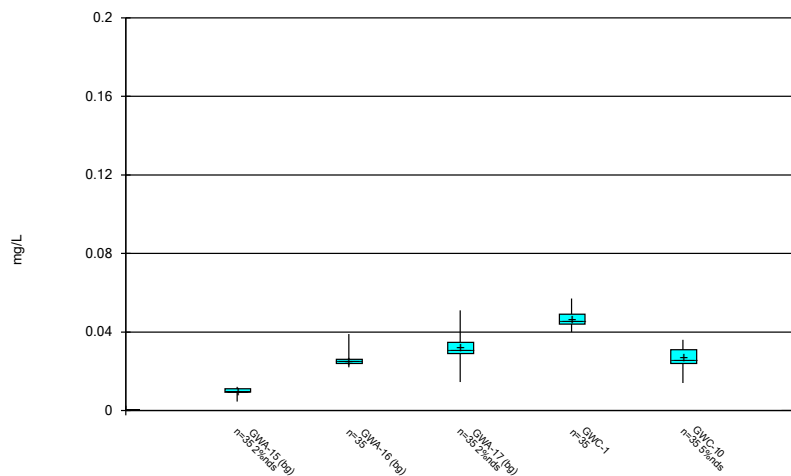
Constituent: Arsenic, Total Analysis Run 10/16/2023 2:43 PM
Plant Scherer Client: Southern Company Data: Scherer Cell 1-CCR

Box & Whiskers Plot



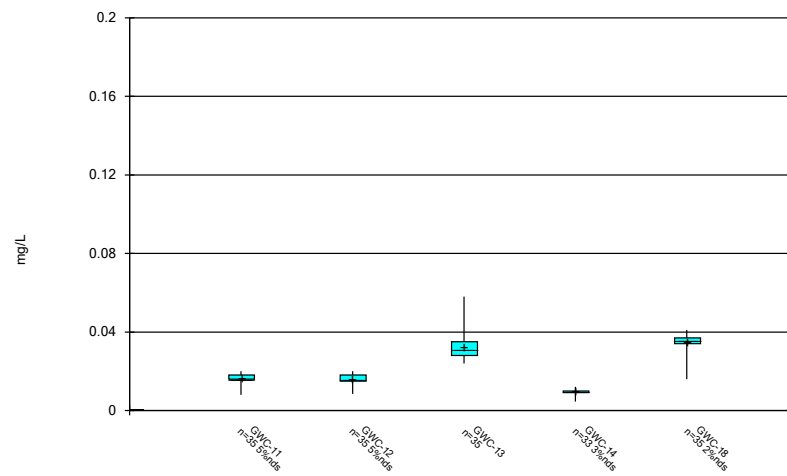
Constituent: Arsenic, Total Analysis Run 10/16/2023 2:43 PM
Plant Scherer Client: Southern Company Data: Scherer Cell 1-CCR

Box & Whiskers Plot



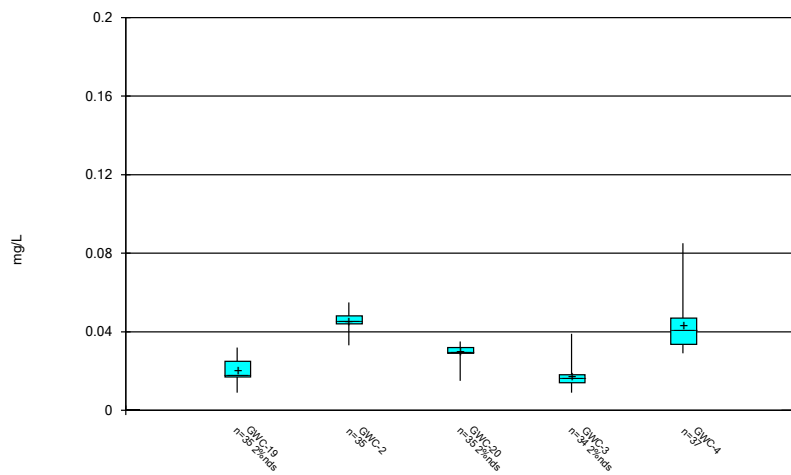
Constituent: Barium, Total Analysis Run 10/16/2023 2:43 PM
Plant Scherer Client: Southern Company Data: Scherer Cell 1-CCR

Box & Whiskers Plot



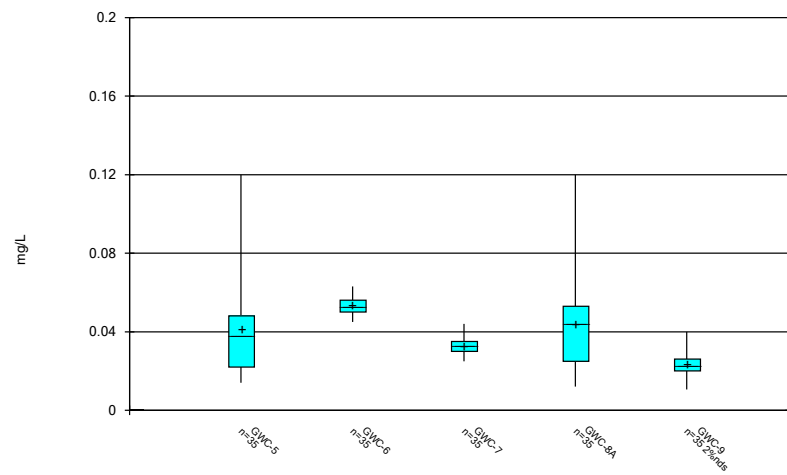
Constituent: Barium, Total Analysis Run 10/16/2023 2:43 PM
Plant Scherer Client: Southern Company Data: Scherer Cell 1-CCR

Box & Whiskers Plot



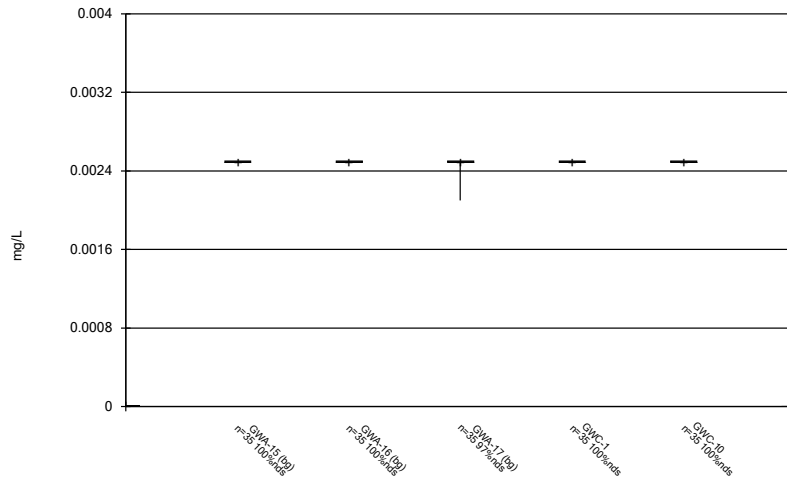
Constituent: Barium, Total Analysis Run 10/16/2023 2:43 PM
Plant Scherer Client: Southern Company Data: Scherer Cell 1-CCR

Box & Whiskers Plot



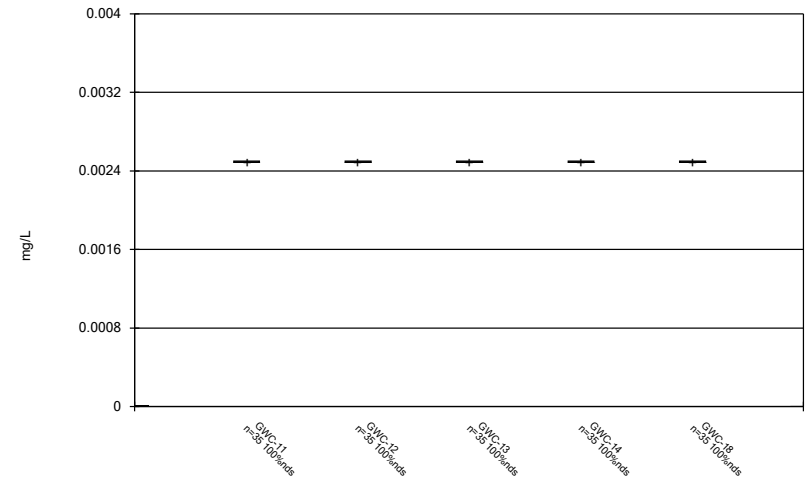
Constituent: Barium, Total Analysis Run 10/16/2023 2:43 PM
Plant Scherer Client: Southern Company Data: Scherer Cell 1-CCR

Box & Whiskers Plot



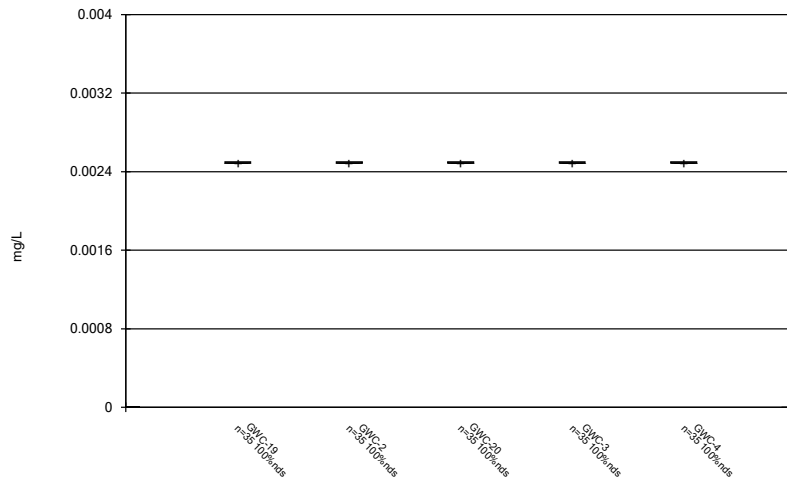
Constituent: Beryllium, Total Analysis Run 10/16/2023 2:43 PM
Plant Scherer Client: Southern Company Data: Scherer Cell 1-CCR

Box & Whiskers Plot



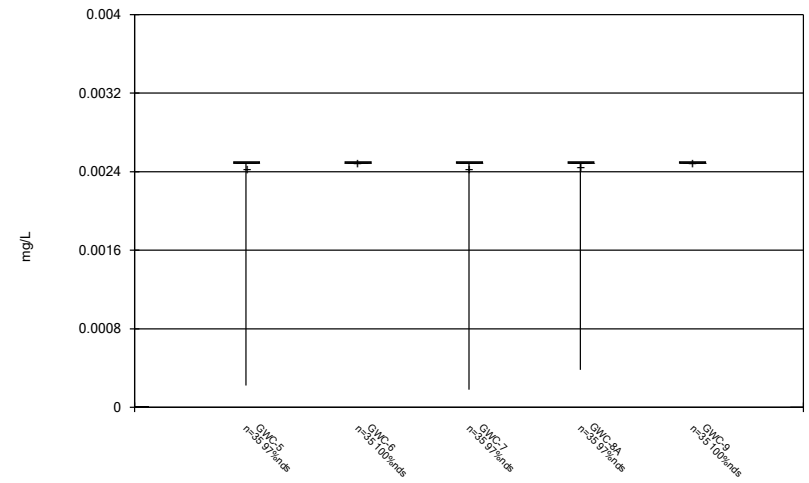
Constituent: Beryllium, Total Analysis Run 10/16/2023 2:43 PM
Plant Scherer Client: Southern Company Data: Scherer Cell 1-CCR

Box & Whiskers Plot



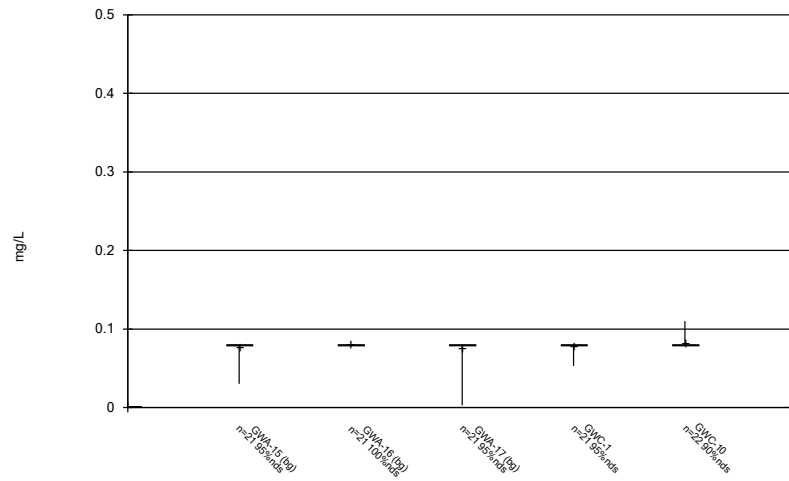
Constituent: Beryllium, Total Analysis Run 10/16/2023 2:43 PM
Plant Scherer Client: Southern Company Data: Scherer Cell 1-CCR

Box & Whiskers Plot



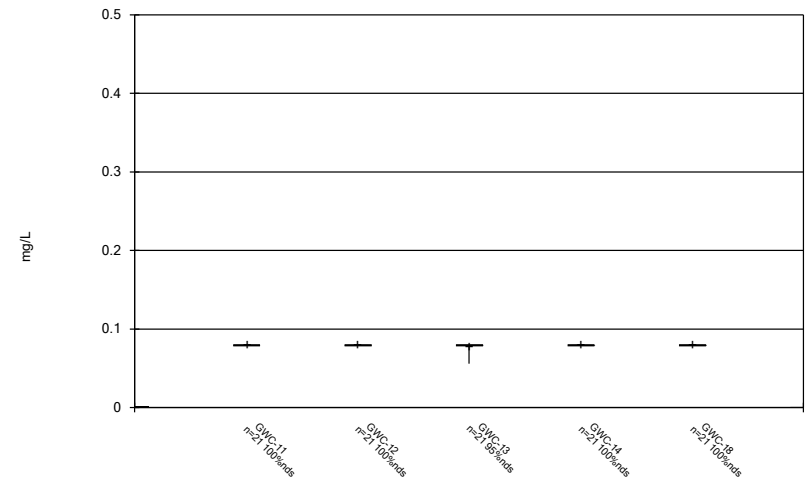
Constituent: Beryllium, Total Analysis Run 10/16/2023 2:43 PM
Plant Scherer Client: Southern Company Data: Scherer Cell 1-CCR

Box & Whiskers Plot



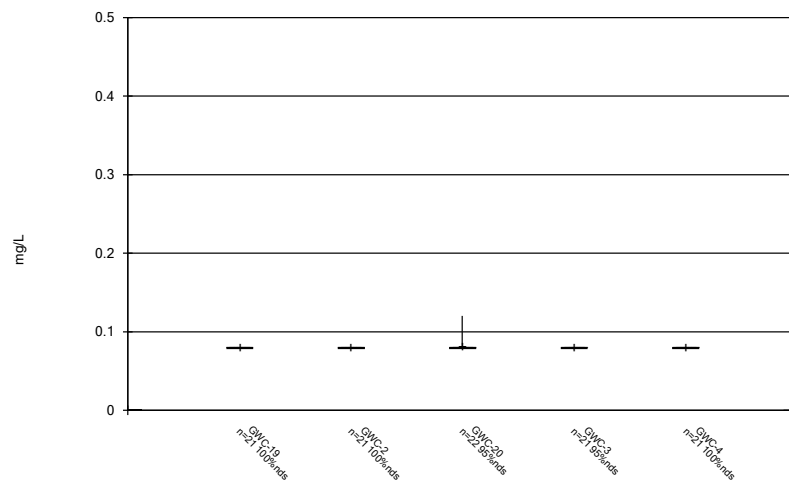
Constituent: Boron Analysis Run 10/16/2023 2:43 PM
Plant Scherer Client: Southern Company Data: Scherer Cell 1-CCR

Box & Whiskers Plot



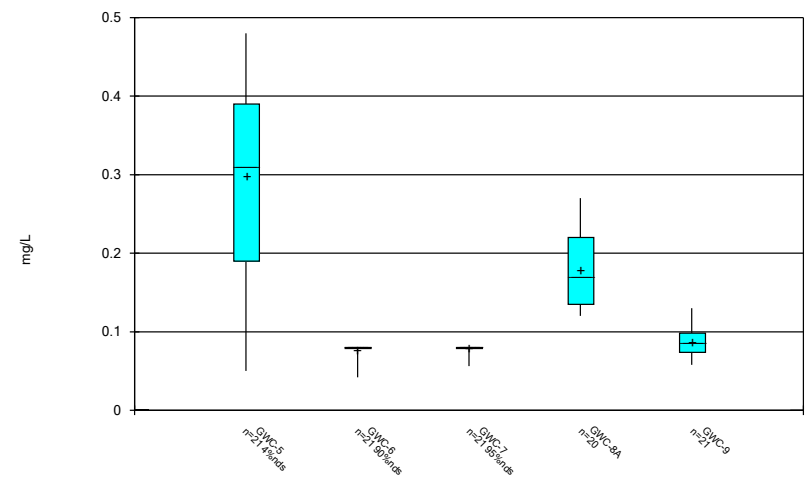
Constituent: Boron Analysis Run 10/16/2023 2:43 PM
Plant Scherer Client: Southern Company Data: Scherer Cell 1-CCR

Box & Whiskers Plot



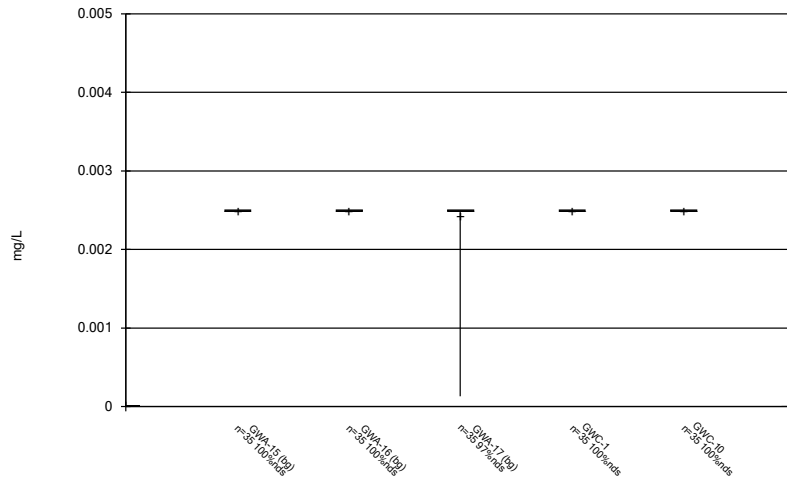
Constituent: Boron Analysis Run 10/16/2023 2:43 PM
Plant Scherer Client: Southern Company Data: Scherer Cell 1-CCR

Box & Whiskers Plot



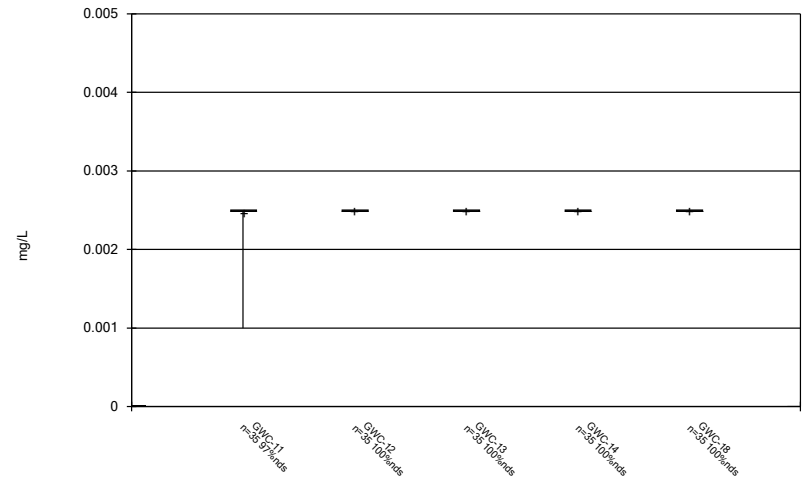
Constituent: Boron Analysis Run 10/16/2023 2:43 PM
Plant Scherer Client: Southern Company Data: Scherer Cell 1-CCR

Box & Whiskers Plot



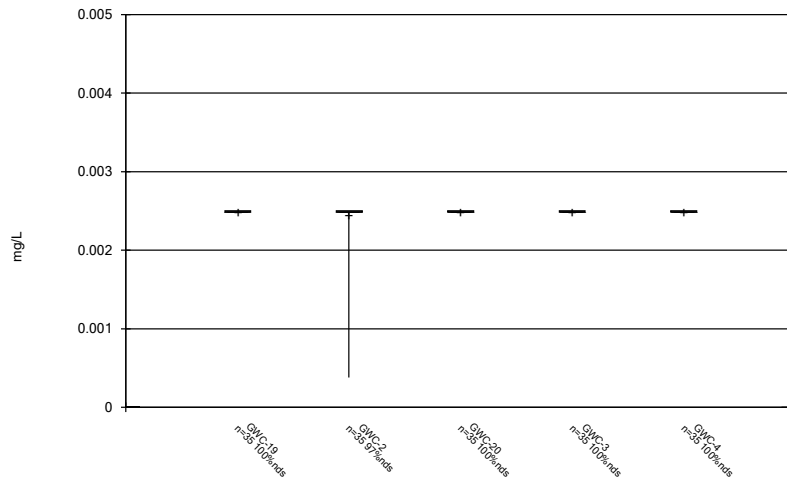
Constituent: Cadmium, Total Analysis Run 10/16/2023 2:43 PM
Plant Scherer Client: Southern Company Data: Scherer Cell 1-CCR

Box & Whiskers Plot



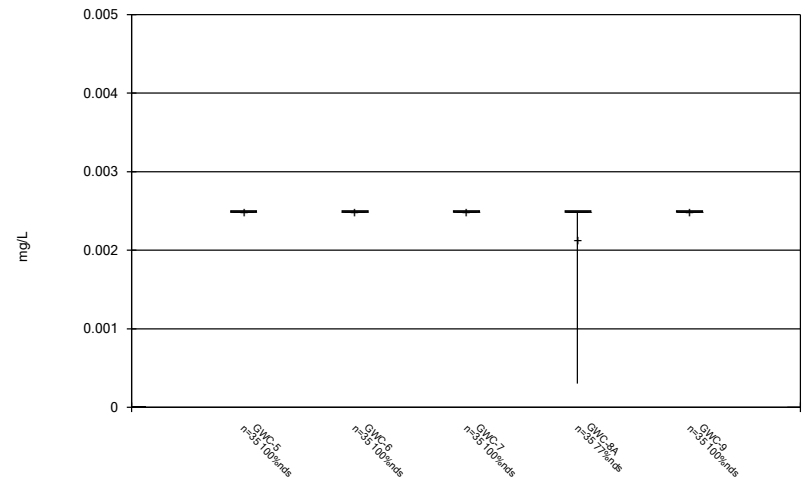
Constituent: Cadmium, Total Analysis Run 10/16/2023 2:43 PM
Plant Scherer Client: Southern Company Data: Scherer Cell 1-CCR

Box & Whiskers Plot



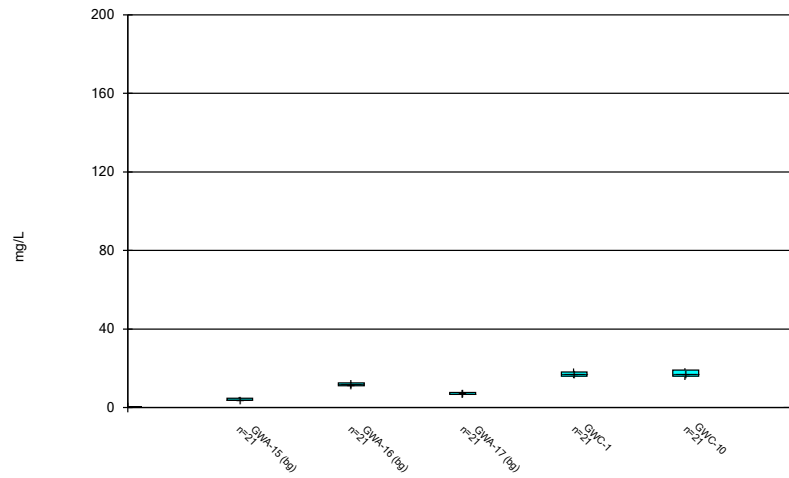
Constituent: Cadmium, Total Analysis Run 10/16/2023 2:43 PM
Plant Scherer Client: Southern Company Data: Scherer Cell 1-CCR

Box & Whiskers Plot



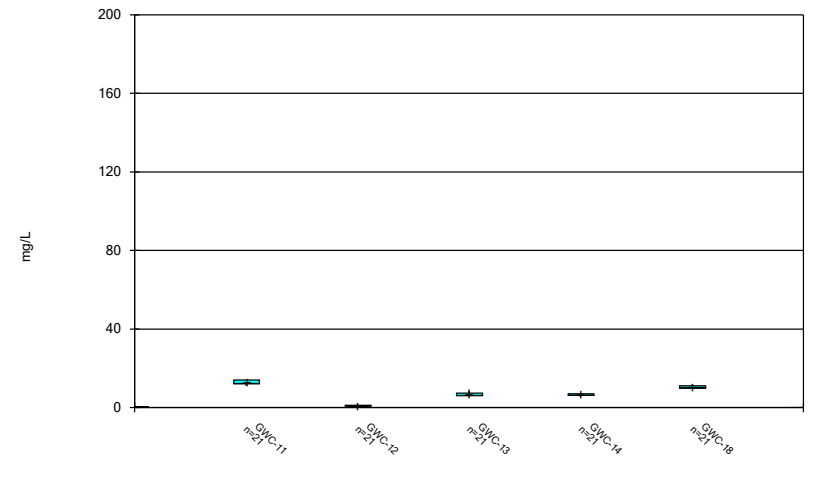
Constituent: Cadmium, Total Analysis Run 10/16/2023 2:43 PM
Plant Scherer Client: Southern Company Data: Scherer Cell 1-CCR

Box & Whiskers Plot



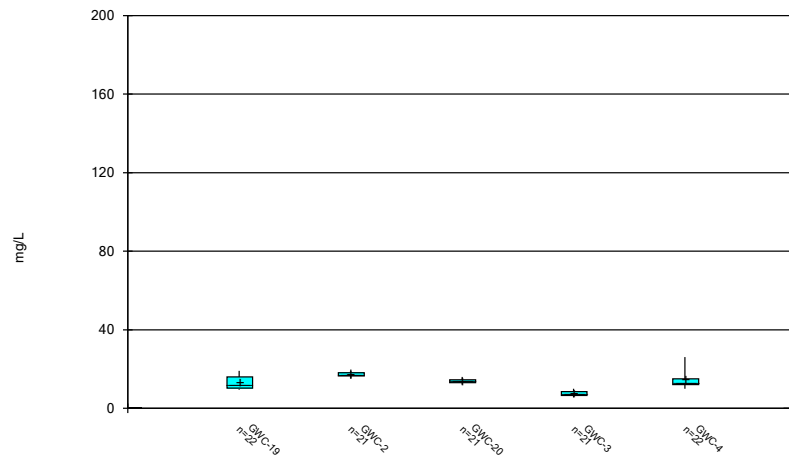
Constituent: Calcium Analysis Run 10/16/2023 2:43 PM
Plant Scherer Client: Southern Company Data: Scherer Cell 1-CCR

Box & Whiskers Plot



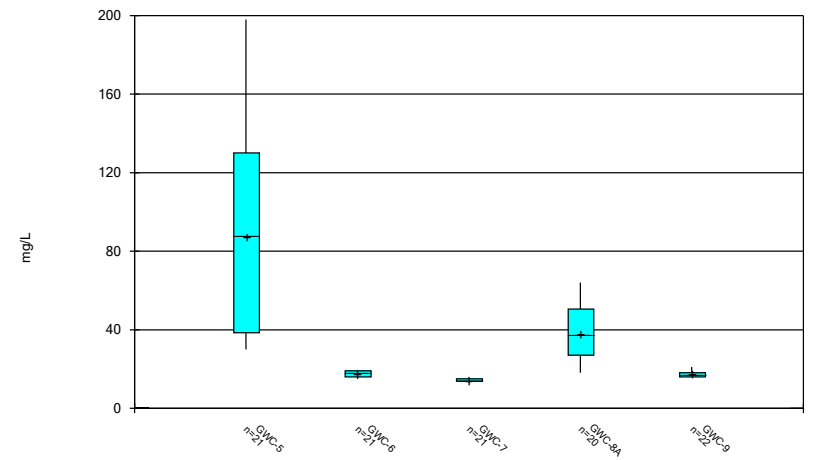
Constituent: Calcium Analysis Run 10/16/2023 2:43 PM
Plant Scherer Client: Southern Company Data: Scherer Cell 1-CCR

Box & Whiskers Plot



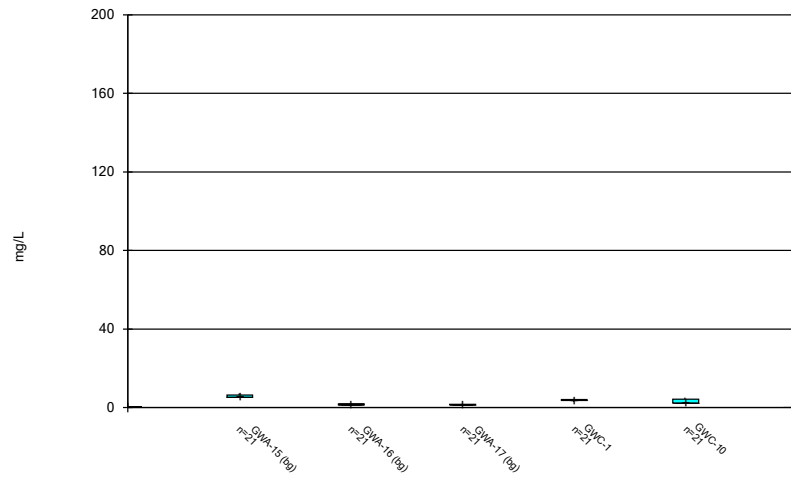
Constituent: Calcium Analysis Run 10/16/2023 2:43 PM
Plant Scherer Client: Southern Company Data: Scherer Cell 1-CCR

Box & Whiskers Plot



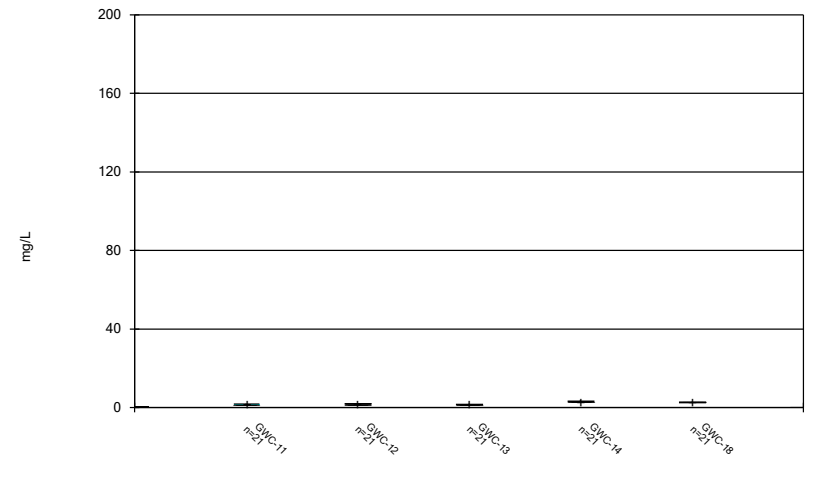
Constituent: Calcium Analysis Run 10/16/2023 2:43 PM
Plant Scherer Client: Southern Company Data: Scherer Cell 1-CCR

Box & Whiskers Plot



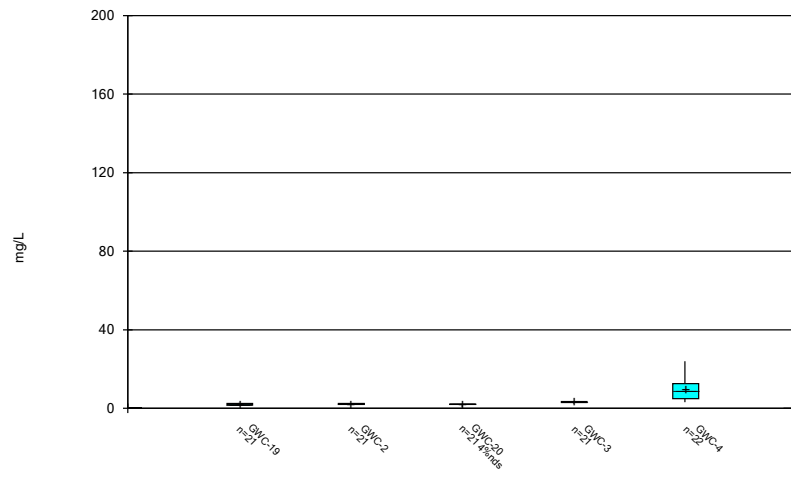
Constituent: Chloride Analysis Run 10/16/2023 2:43 PM
Plant Scherer Client: Southern Company Data: Scherer Cell 1-CCR

Box & Whiskers Plot



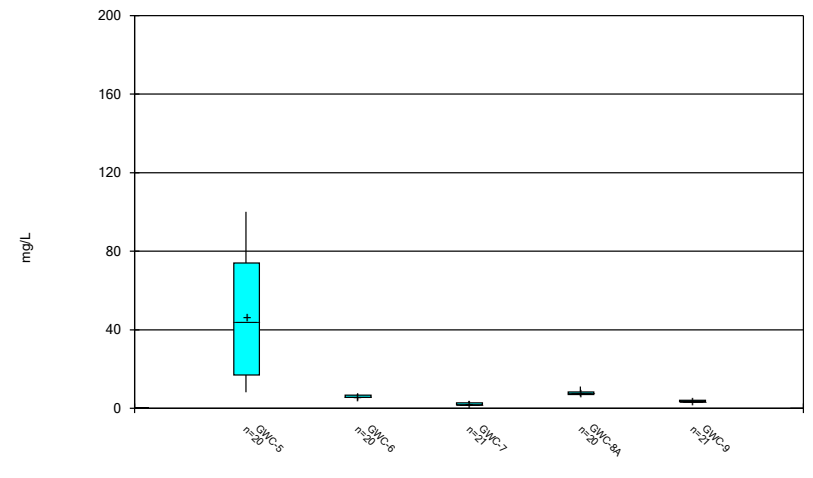
Constituent: Chloride Analysis Run 10/16/2023 2:43 PM
Plant Scherer Client: Southern Company Data: Scherer Cell 1-CCR

Box & Whiskers Plot



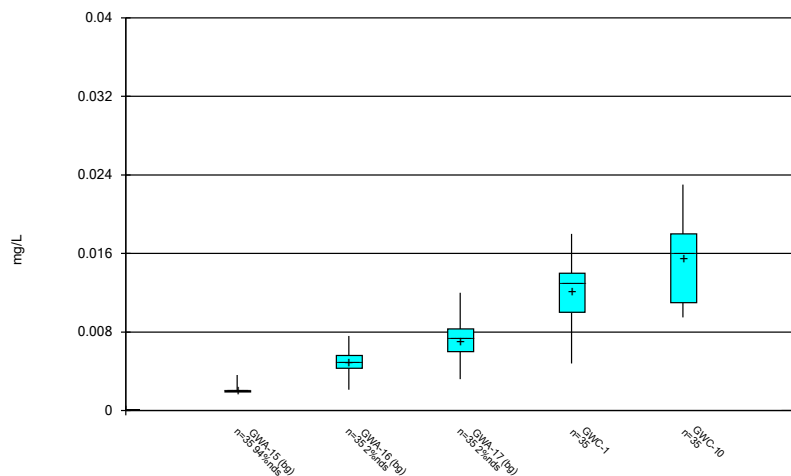
Constituent: Chloride Analysis Run 10/16/2023 2:43 PM
Plant Scherer Client: Southern Company Data: Scherer Cell 1-CCR

Box & Whiskers Plot



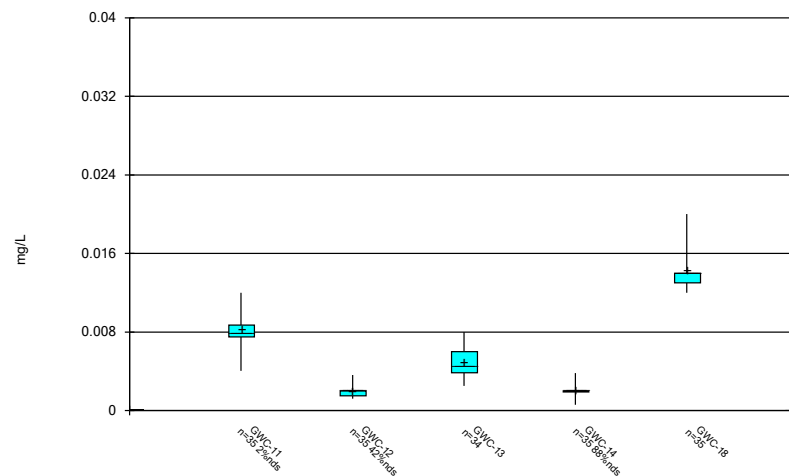
Constituent: Chloride Analysis Run 10/16/2023 2:43 PM
Plant Scherer Client: Southern Company Data: Scherer Cell 1-CCR

Box & Whiskers Plot



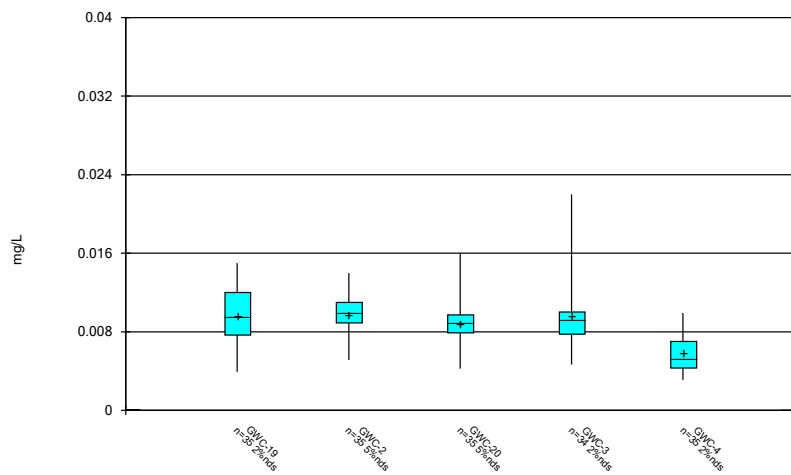
Constituent: Chromium, Total Analysis Run 10/16/2023 2:43 PM
Plant Scherer Client: Southern Company Data: Scherer Cell 1-CCR

Box & Whiskers Plot



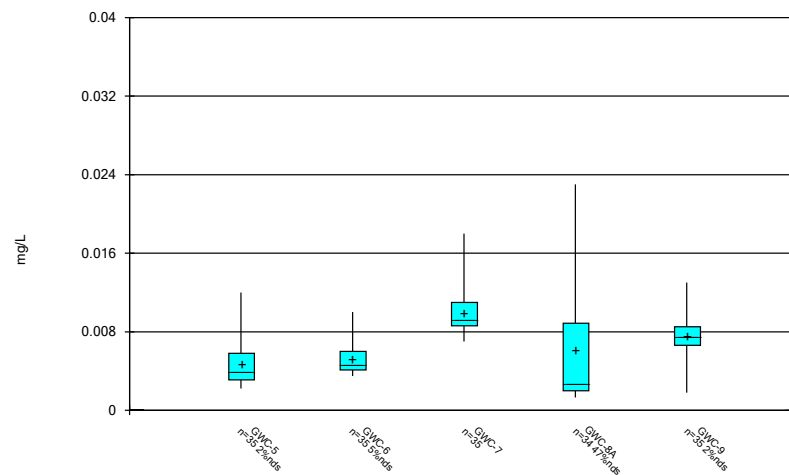
Constituent: Chromium, Total Analysis Run 10/16/2023 2:43 PM
Plant Scherer Client: Southern Company Data: Scherer Cell 1-CCR

Box & Whiskers Plot



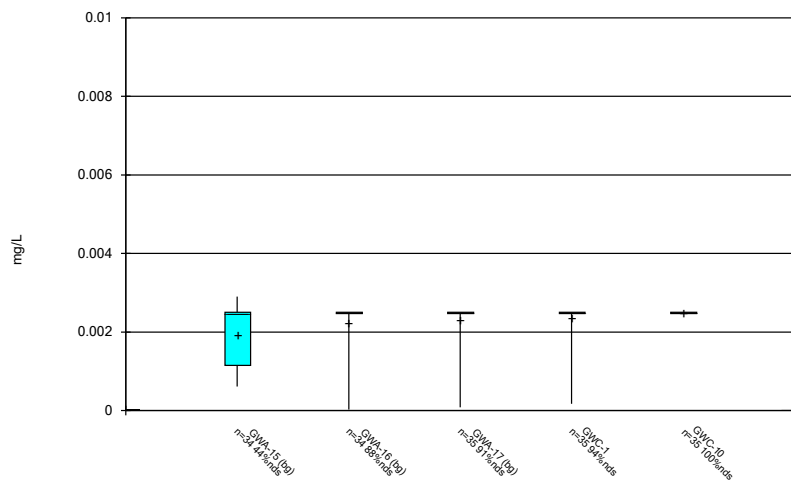
Constituent: Chromium, Total Analysis Run 10/16/2023 2:43 PM
Plant Scherer Client: Southern Company Data: Scherer Cell 1-CCR

Box & Whiskers Plot



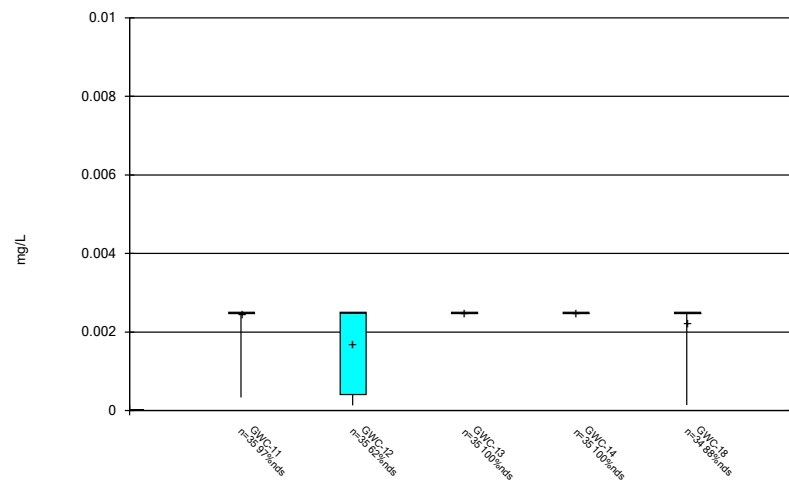
Constituent: Chromium, Total Analysis Run 10/16/2023 2:43 PM
Plant Scherer Client: Southern Company Data: Scherer Cell 1-CCR

Box & Whiskers Plot



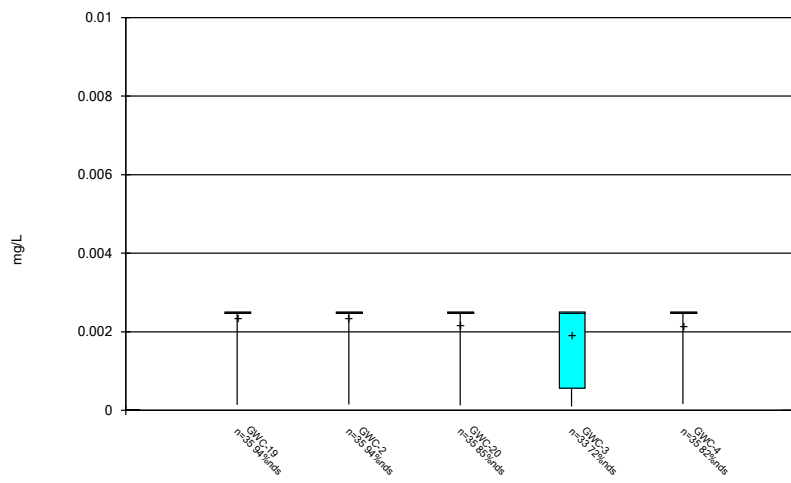
Constituent: Cobalt, Total Analysis Run 10/16/2023 2:43 PM
Plant Scherer Client: Southern Company Data: Scherer Cell 1-CCR

Box & Whiskers Plot



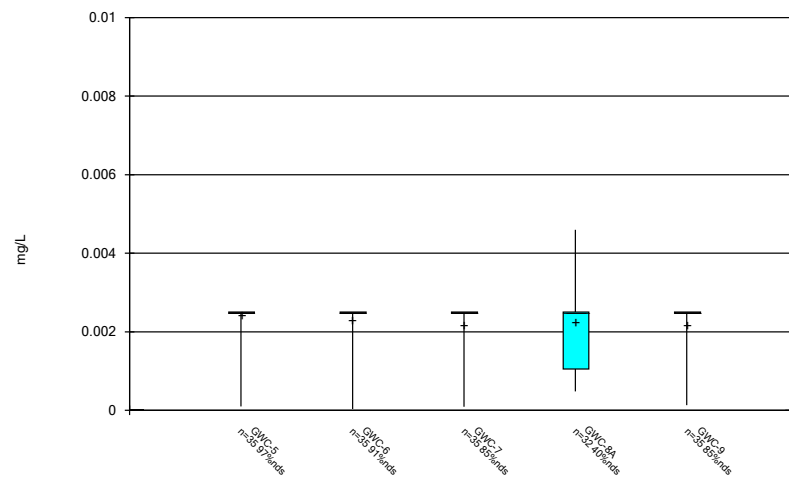
Constituent: Cobalt, Total Analysis Run 10/16/2023 2:43 PM
Plant Scherer Client: Southern Company Data: Scherer Cell 1-CCR

Box & Whiskers Plot



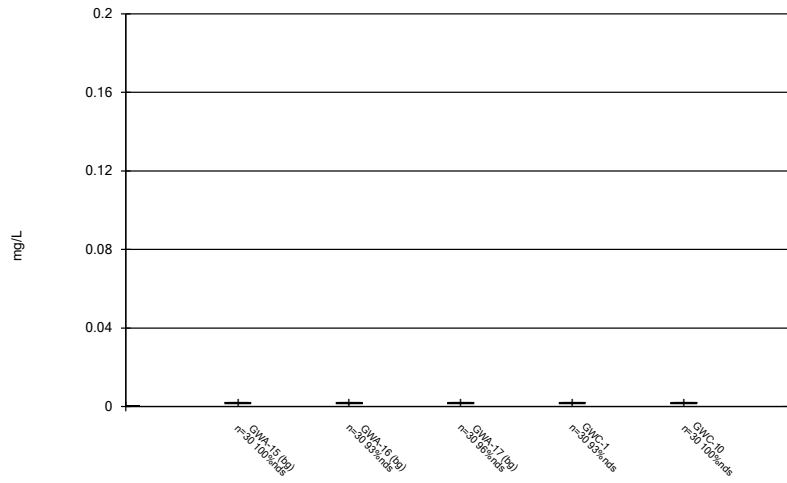
Constituent: Cobalt, Total Analysis Run 10/16/2023 2:43 PM
Plant Scherer Client: Southern Company Data: Scherer Cell 1-CCR

Box & Whiskers Plot



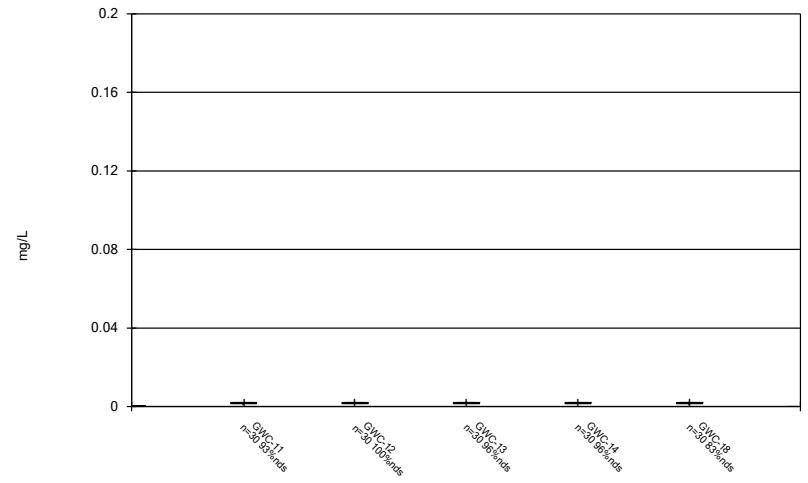
Constituent: Cobalt, Total Analysis Run 10/16/2023 2:43 PM
Plant Scherer Client: Southern Company Data: Scherer Cell 1-CCR

Box & Whiskers Plot



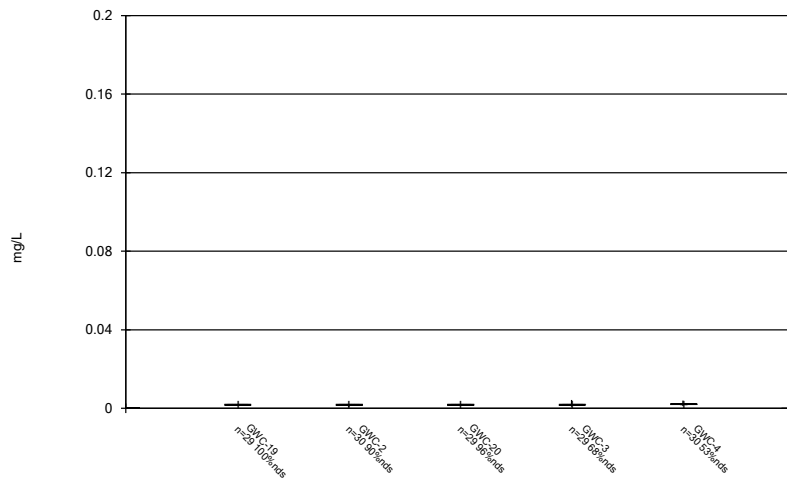
Constituent: Copper Analysis Run 10/16/2023 2:43 PM
Plant Scherer Client: Southern Company Data: Scherer Cell 1-CCR

Box & Whiskers Plot



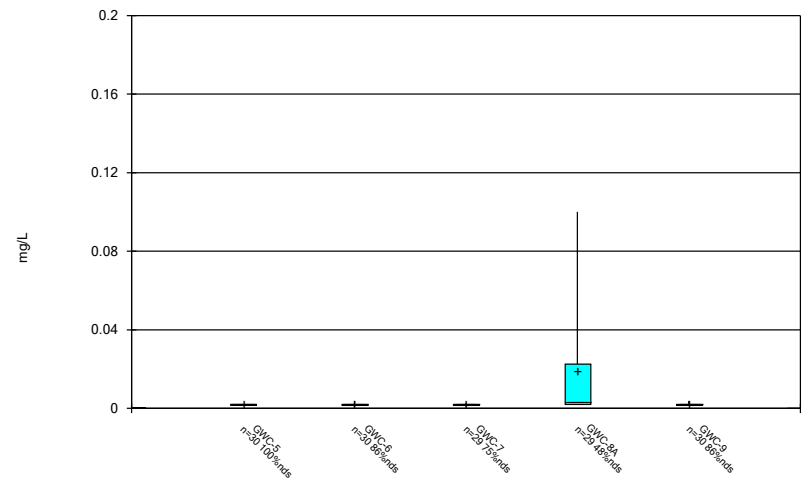
Constituent: Copper Analysis Run 10/16/2023 2:43 PM
Plant Scherer Client: Southern Company Data: Scherer Cell 1-CCR

Box & Whiskers Plot



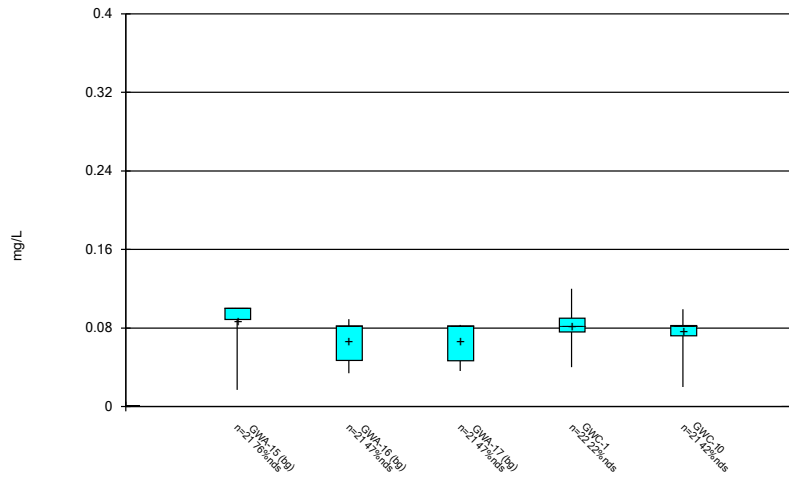
Constituent: Copper Analysis Run 10/16/2023 2:43 PM
Plant Scherer Client: Southern Company Data: Scherer Cell 1-CCR

Box & Whiskers Plot



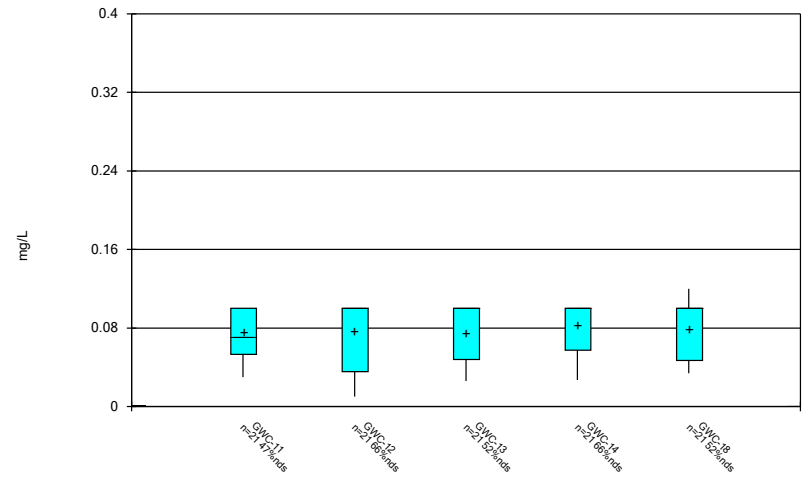
Constituent: Copper Analysis Run 10/16/2023 2:43 PM
Plant Scherer Client: Southern Company Data: Scherer Cell 1-CCR

Box & Whiskers Plot



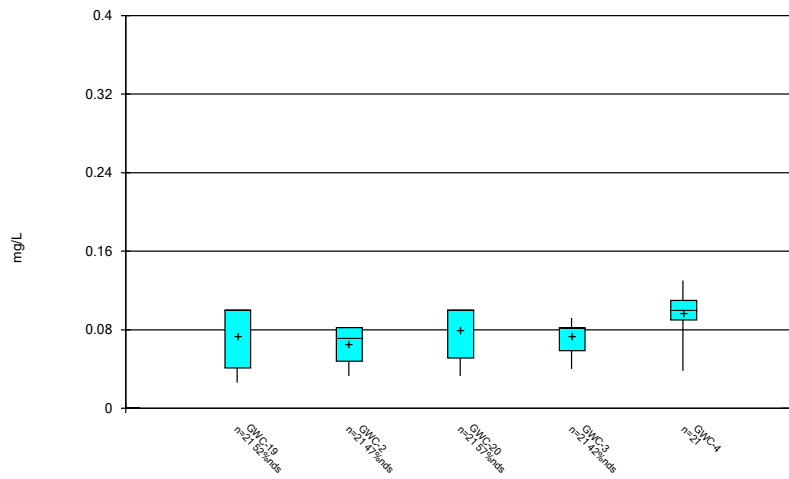
Constituent: Fluoride Analysis Run 10/16/2023 2:43 PM
Plant Scherer Client: Southern Company Data: Scherer Cell 1-CCR

Box & Whiskers Plot



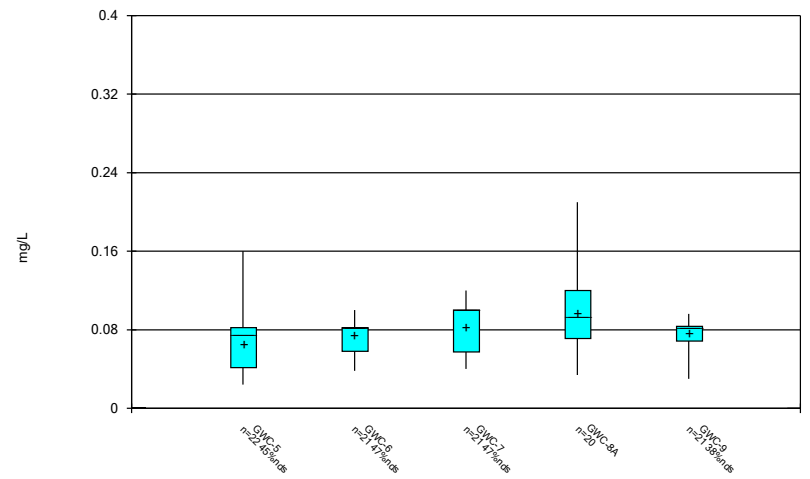
Constituent: Fluoride Analysis Run 10/16/2023 2:43 PM
Plant Scherer Client: Southern Company Data: Scherer Cell 1-CCR

Box & Whiskers Plot



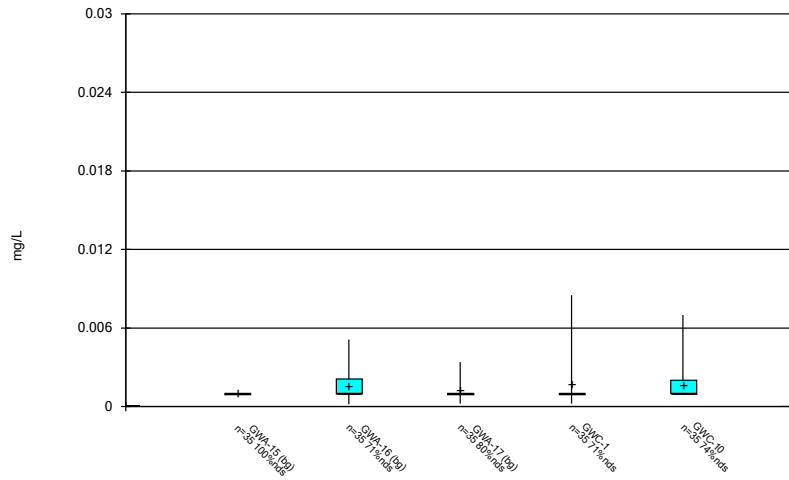
Constituent: Fluoride Analysis Run 10/16/2023 2:43 PM
Plant Scherer Client: Southern Company Data: Scherer Cell 1-CCR

Box & Whiskers Plot



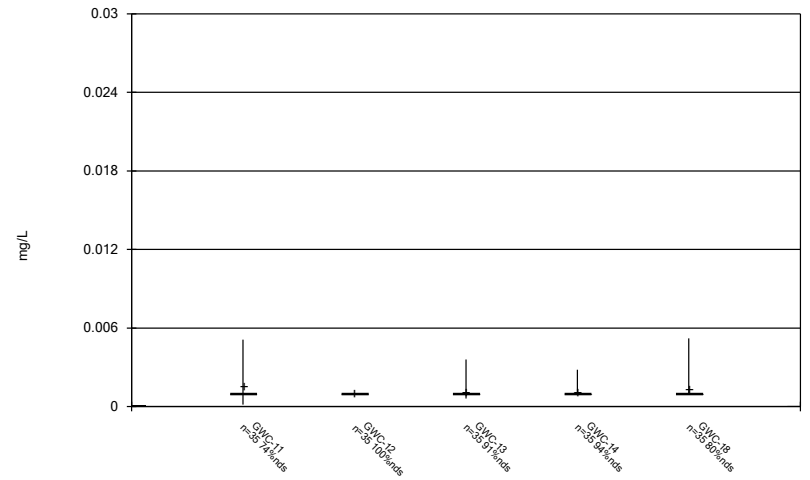
Constituent: Fluoride Analysis Run 10/16/2023 2:43 PM
Plant Scherer Client: Southern Company Data: Scherer Cell 1-CCR

Box & Whiskers Plot



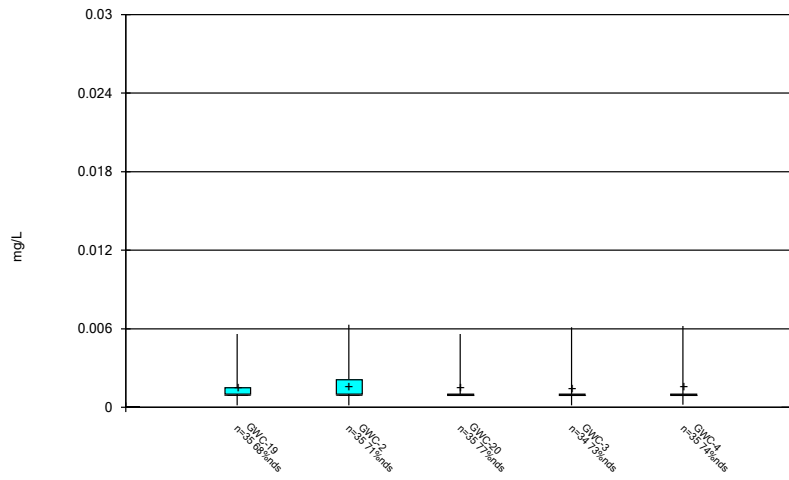
Constituent: Lead, Total Analysis Run 10/16/2023 2:43 PM
Plant Scherer Client: Southern Company Data: Scherer Cell 1-CCR

Box & Whiskers Plot



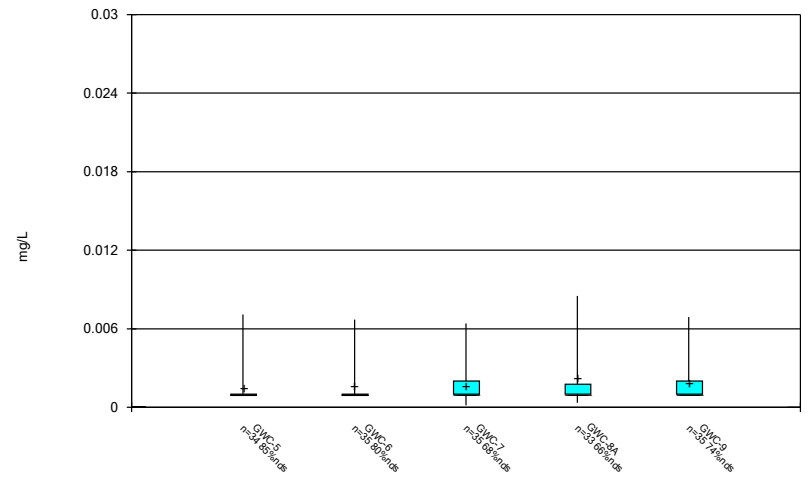
Constituent: Lead, Total Analysis Run 10/16/2023 2:43 PM
Plant Scherer Client: Southern Company Data: Scherer Cell 1-CCR

Box & Whiskers Plot



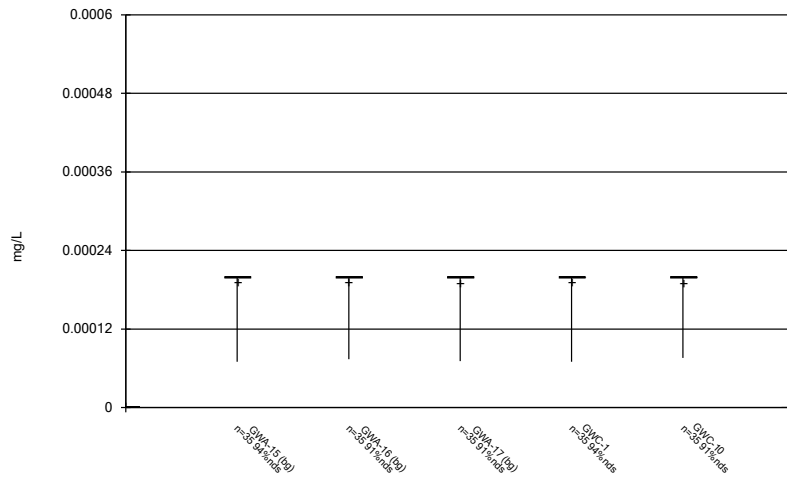
Constituent: Lead, Total Analysis Run 10/16/2023 2:43 PM
Plant Scherer Client: Southern Company Data: Scherer Cell 1-CCR

Box & Whiskers Plot



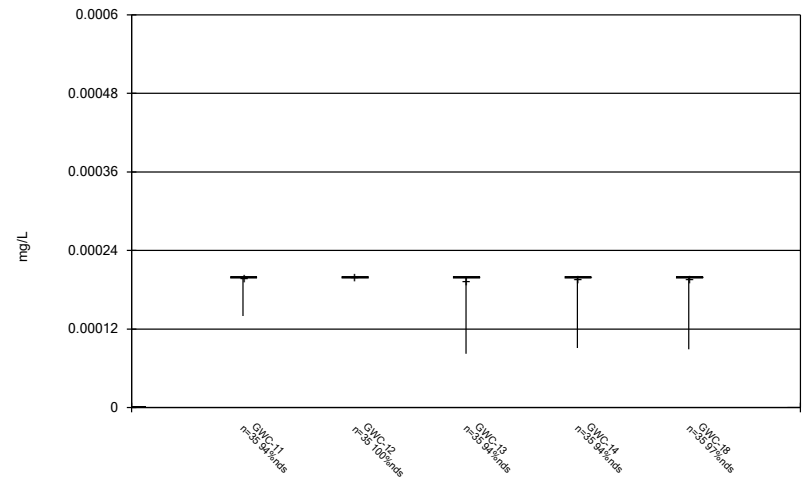
Constituent: Lead, Total Analysis Run 10/16/2023 2:43 PM
Plant Scherer Client: Southern Company Data: Scherer Cell 1-CCR

Box & Whiskers Plot



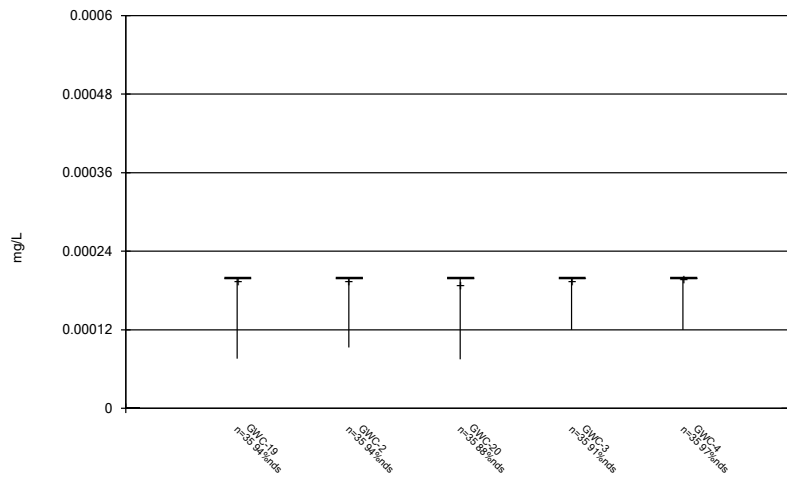
Constituent: Mercury Analysis Run 10/16/2023 2:43 PM
Plant Scherer Client: Southern Company Data: Scherer Cell 1-CCR

Box & Whiskers Plot



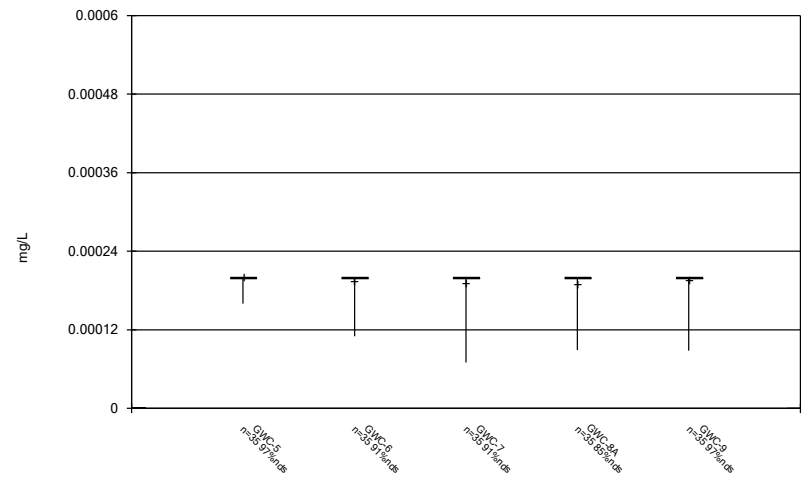
Constituent: Mercury Analysis Run 10/16/2023 2:43 PM
Plant Scherer Client: Southern Company Data: Scherer Cell 1-CCR

Box & Whiskers Plot



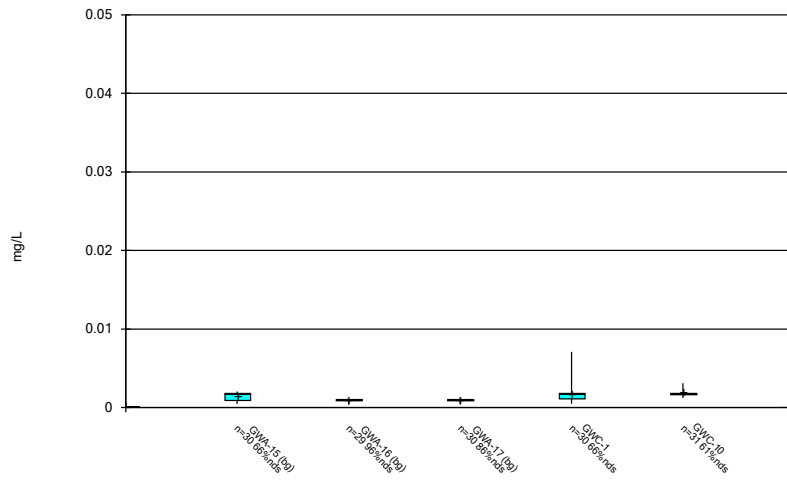
Constituent: Mercury Analysis Run 10/16/2023 2:43 PM
Plant Scherer Client: Southern Company Data: Scherer Cell 1-CCR

Box & Whiskers Plot



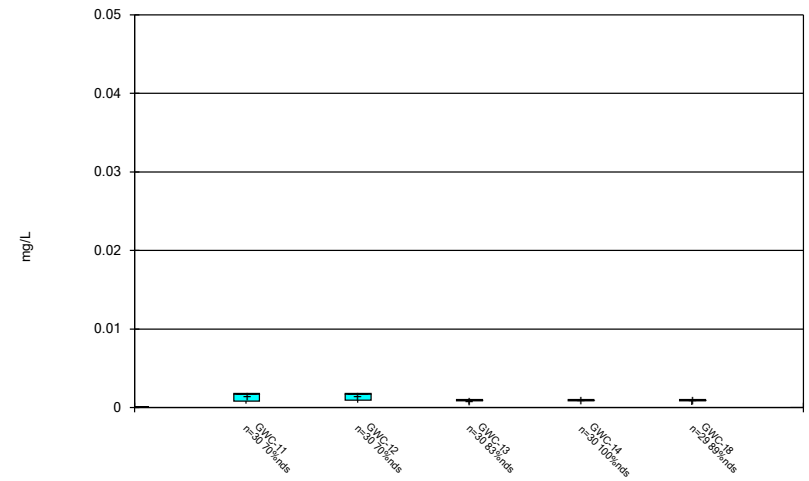
Constituent: Mercury Analysis Run 10/16/2023 2:44 PM
Plant Scherer Client: Southern Company Data: Scherer Cell 1-CCR

Box & Whiskers Plot



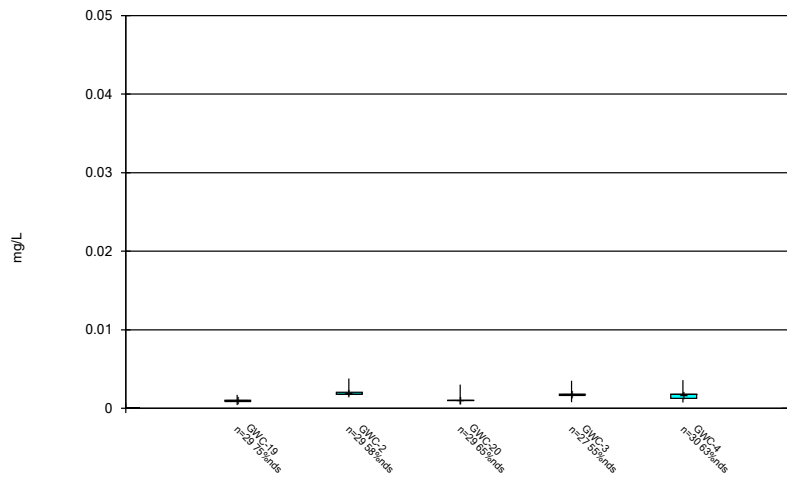
Constituent: Nickel Analysis Run 10/16/2023 2:44 PM
Plant Scherer Client: Southern Company Data: Scherer Cell 1-CCR

Box & Whiskers Plot



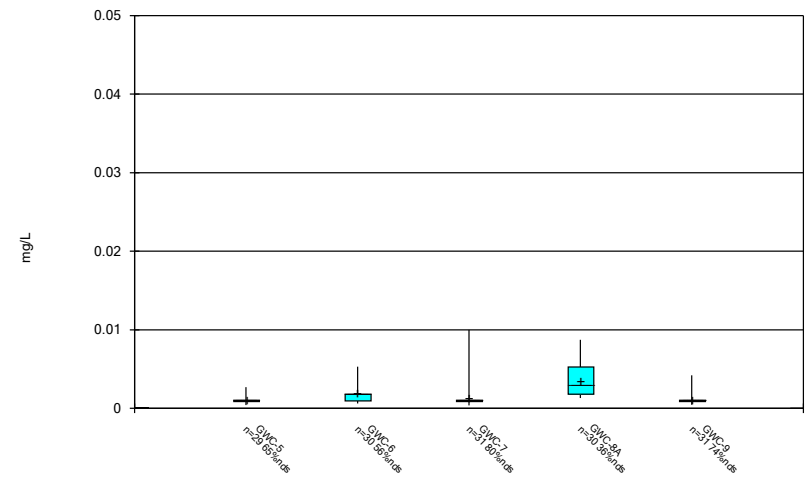
Constituent: Nickel Analysis Run 10/16/2023 2:44 PM
Plant Scherer Client: Southern Company Data: Scherer Cell 1-CCR

Box & Whiskers Plot



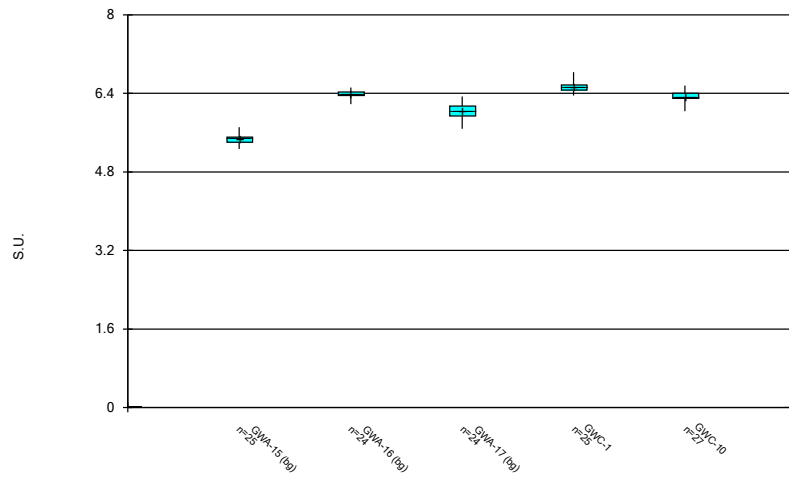
Constituent: Nickel Analysis Run 10/16/2023 2:44 PM
Plant Scherer Client: Southern Company Data: Scherer Cell 1-CCR

Box & Whiskers Plot



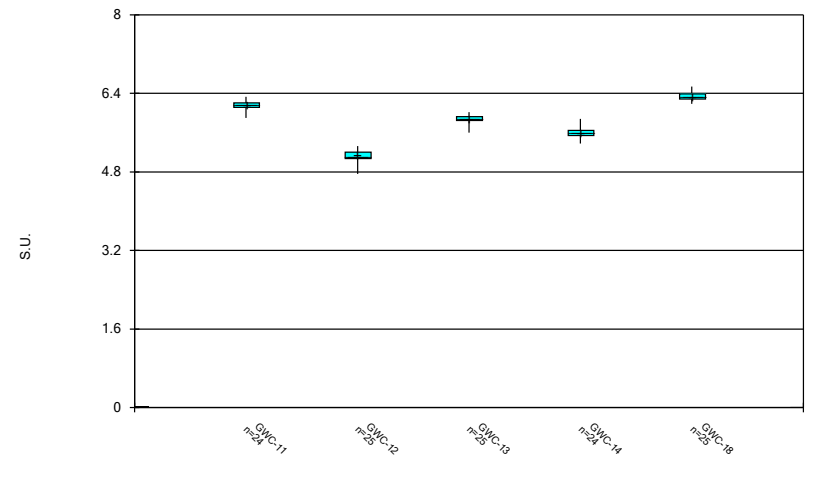
Constituent: Nickel Analysis Run 10/16/2023 2:44 PM
Plant Scherer Client: Southern Company Data: Scherer Cell 1-CCR

Box & Whiskers Plot



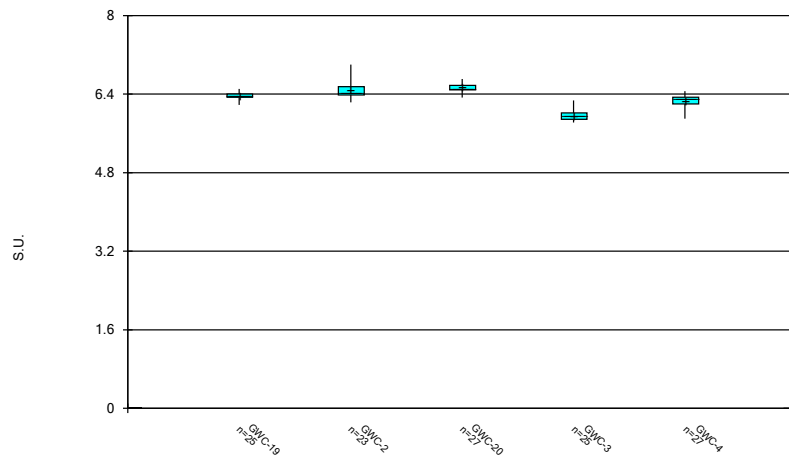
Constituent: pH Analysis Run 10/16/2023 2:44 PM
Plant Scherer Client: Southern Company Data: Scherer Cell 1-CCR

Box & Whiskers Plot



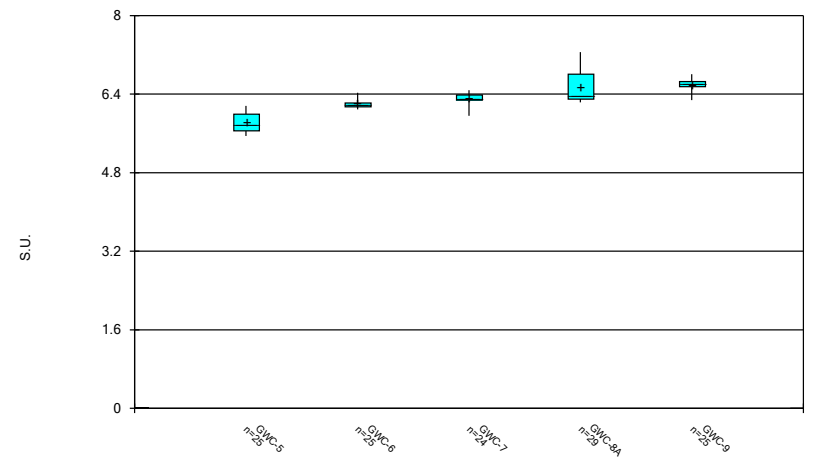
Constituent: pH Analysis Run 10/16/2023 2:44 PM
Plant Scherer Client: Southern Company Data: Scherer Cell 1-CCR

Box & Whiskers Plot



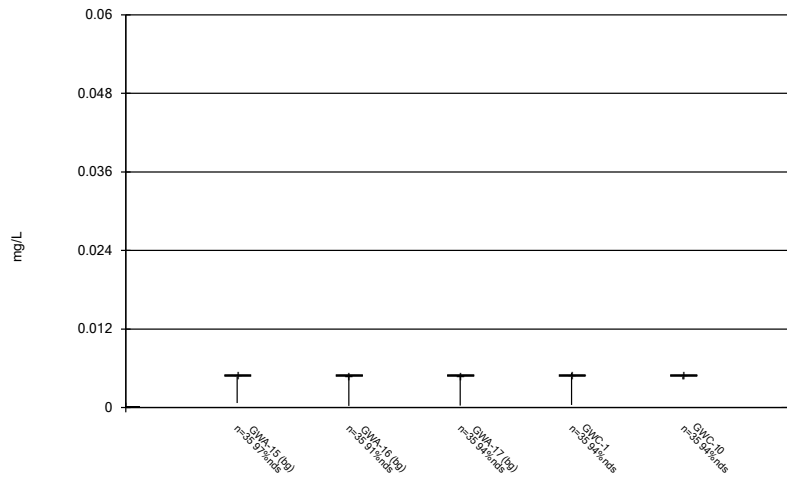
Constituent: pH Analysis Run 10/16/2023 2:44 PM
Plant Scherer Client: Southern Company Data: Scherer Cell 1-CCR

Box & Whiskers Plot



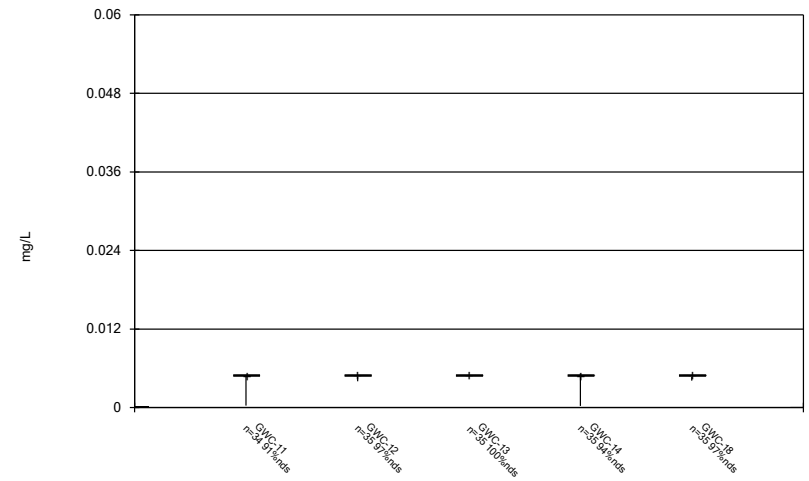
Constituent: pH Analysis Run 10/16/2023 2:44 PM
Plant Scherer Client: Southern Company Data: Scherer Cell 1-CCR

Box & Whiskers Plot



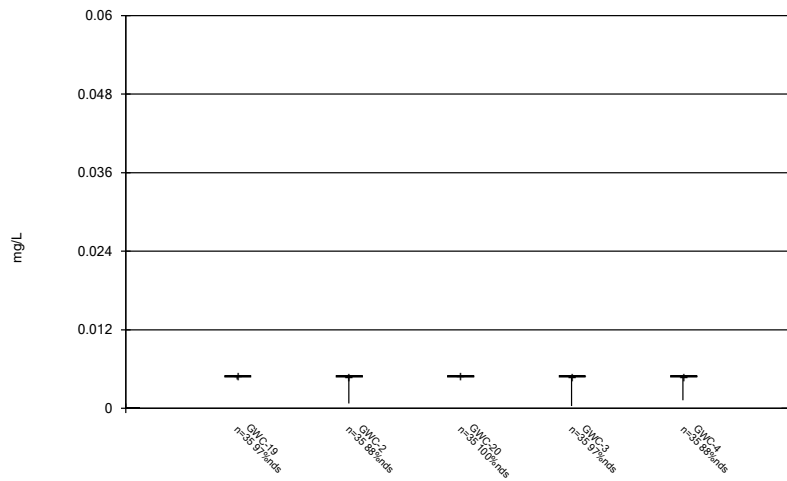
Constituent: Selenium, Total Analysis Run 10/16/2023 2:44 PM
Plant Scherer Client: Southern Company Data: Scherer Cell 1-CCR

Box & Whiskers Plot



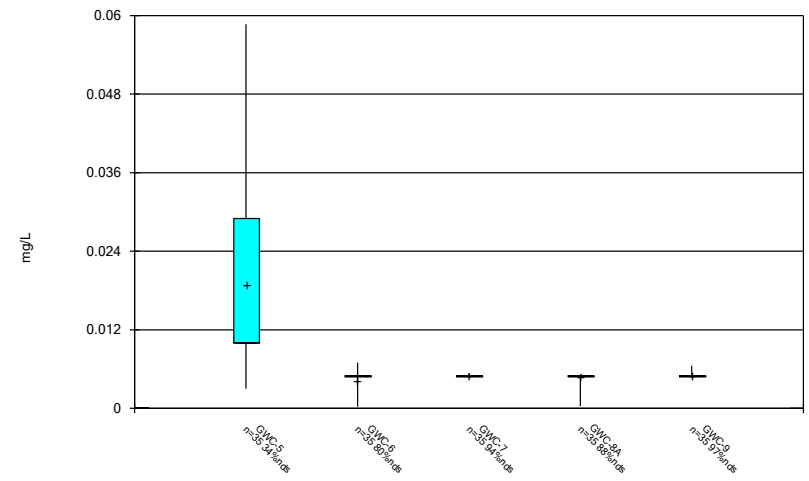
Constituent: Selenium, Total Analysis Run 10/16/2023 2:44 PM
Plant Scherer Client: Southern Company Data: Scherer Cell 1-CCR

Box & Whiskers Plot



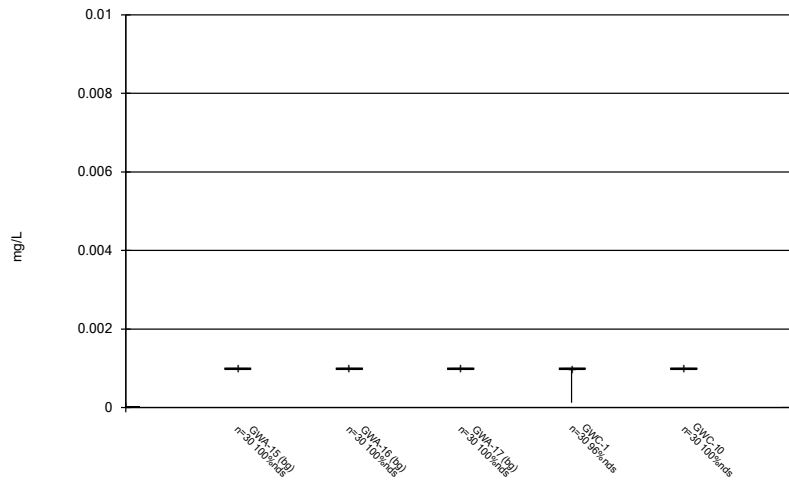
Constituent: Selenium, Total Analysis Run 10/16/2023 2:44 PM
Plant Scherer Client: Southern Company Data: Scherer Cell 1-CCR

Box & Whiskers Plot



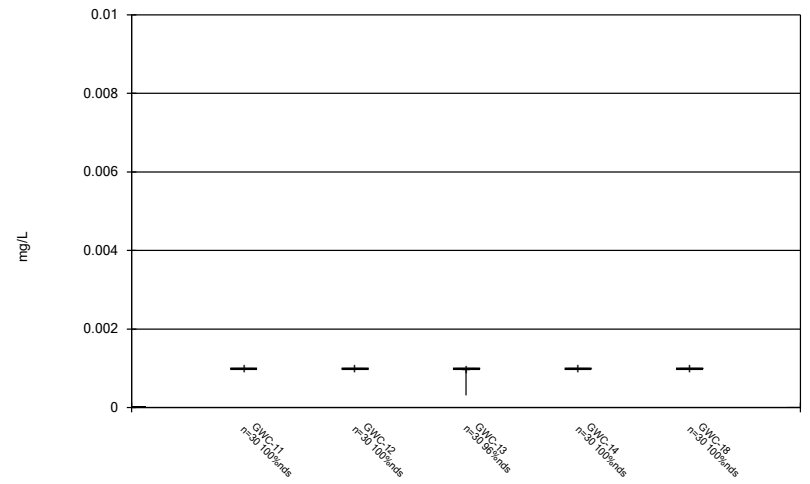
Constituent: Selenium, Total Analysis Run 10/16/2023 2:44 PM
Plant Scherer Client: Southern Company Data: Scherer Cell 1-CCR

Box & Whiskers Plot



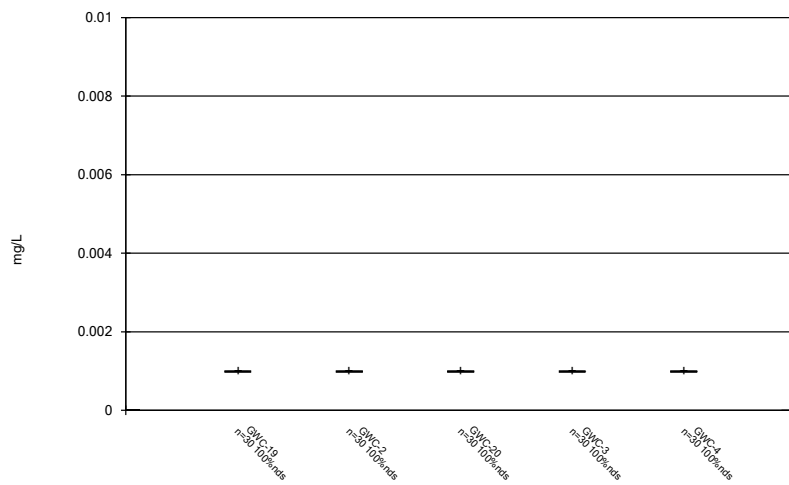
Constituent: Silver Analysis Run 10/16/2023 2:44 PM
Plant Scherer Client: Southern Company Data: Scherer Cell 1-CCR

Box & Whiskers Plot



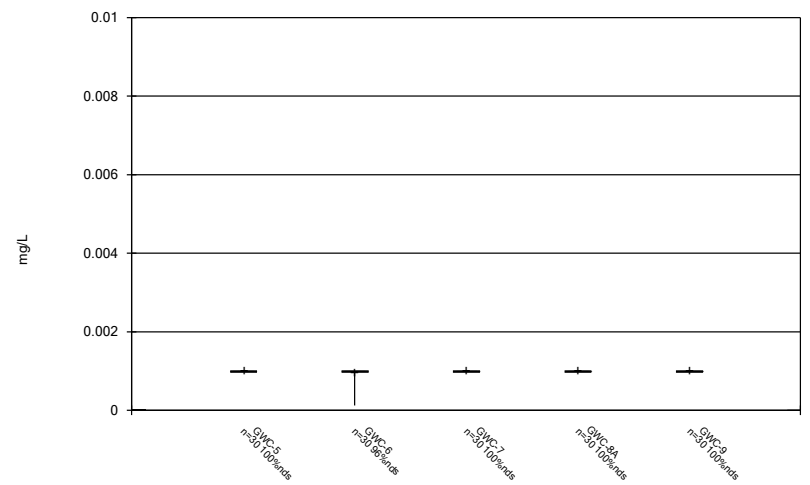
Constituent: Silver Analysis Run 10/16/2023 2:44 PM
Plant Scherer Client: Southern Company Data: Scherer Cell 1-CCR

Box & Whiskers Plot



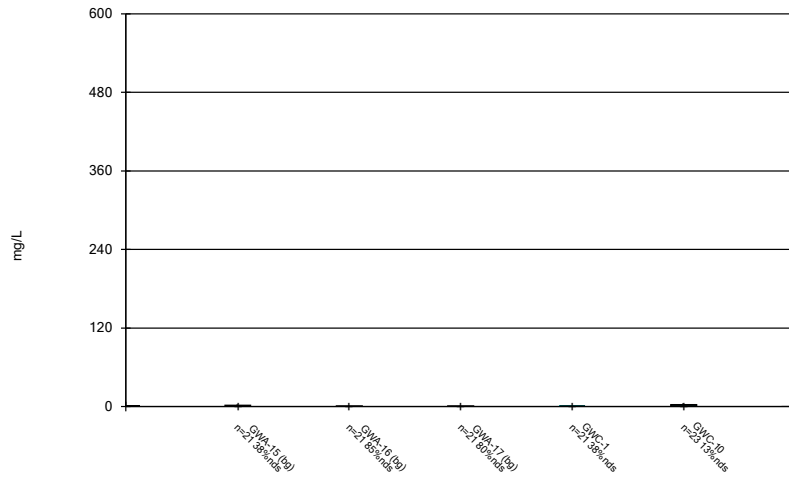
Constituent: Silver Analysis Run 10/16/2023 2:44 PM
Plant Scherer Client: Southern Company Data: Scherer Cell 1-CCR

Box & Whiskers Plot



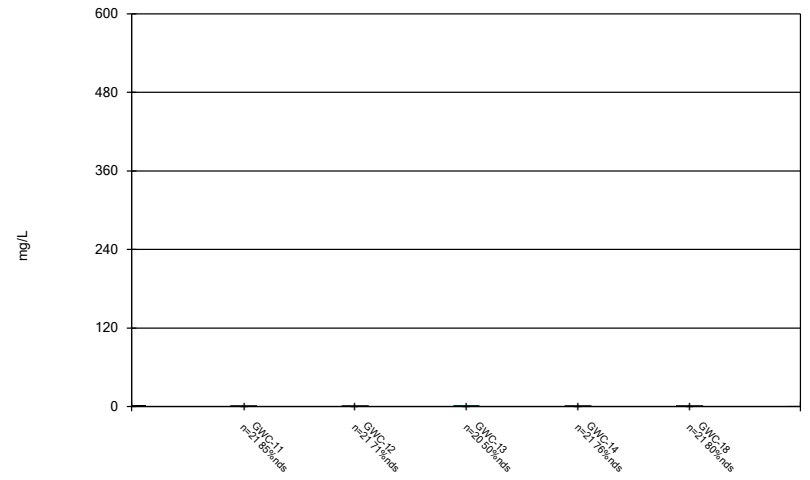
Constituent: Silver Analysis Run 10/16/2023 2:44 PM
Plant Scherer Client: Southern Company Data: Scherer Cell 1-CCR

Box & Whiskers Plot



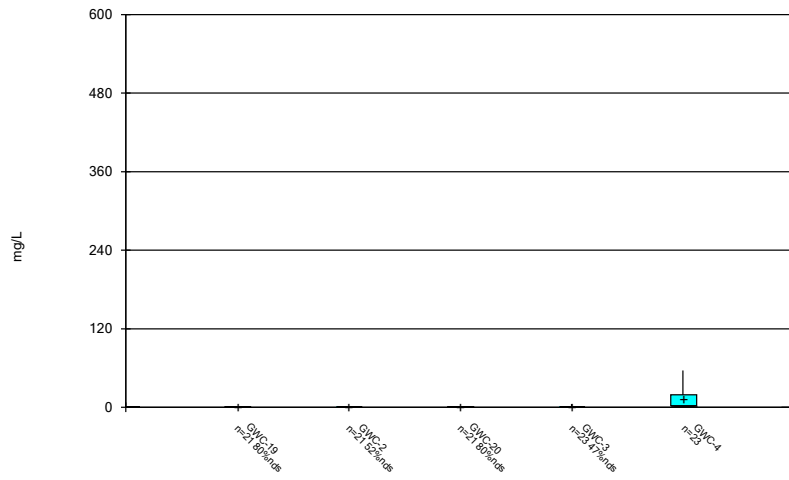
Constituent: Sulfate Analysis Run 10/16/2023 2:44 PM
Plant Scherer Client: Southern Company Data: Scherer Cell 1-CCR

Box & Whiskers Plot



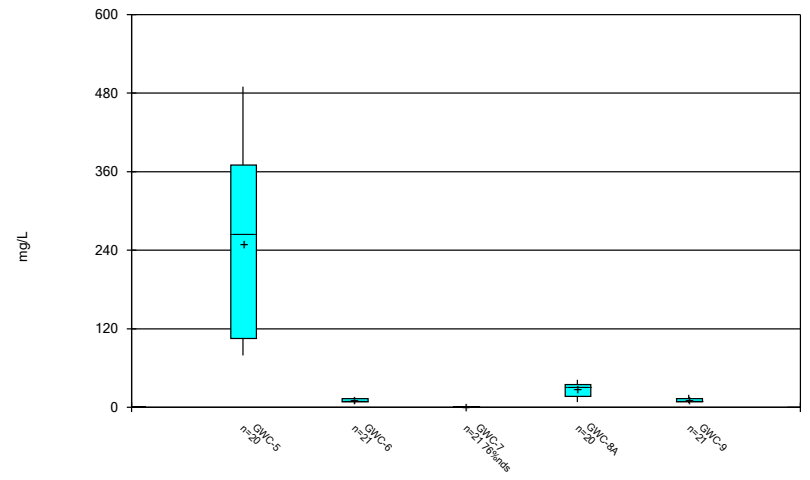
Constituent: Sulfate Analysis Run 10/16/2023 2:44 PM
Plant Scherer Client: Southern Company Data: Scherer Cell 1-CCR

Box & Whiskers Plot



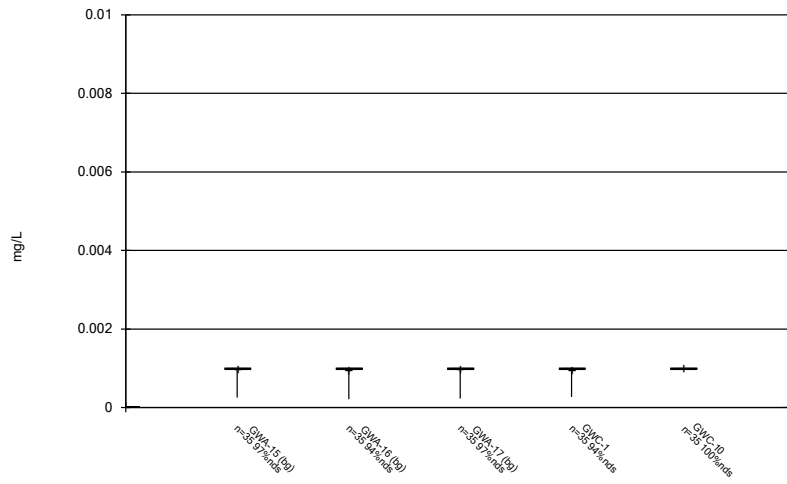
Constituent: Sulfate Analysis Run 10/16/2023 2:44 PM
Plant Scherer Client: Southern Company Data: Scherer Cell 1-CCR

Box & Whiskers Plot



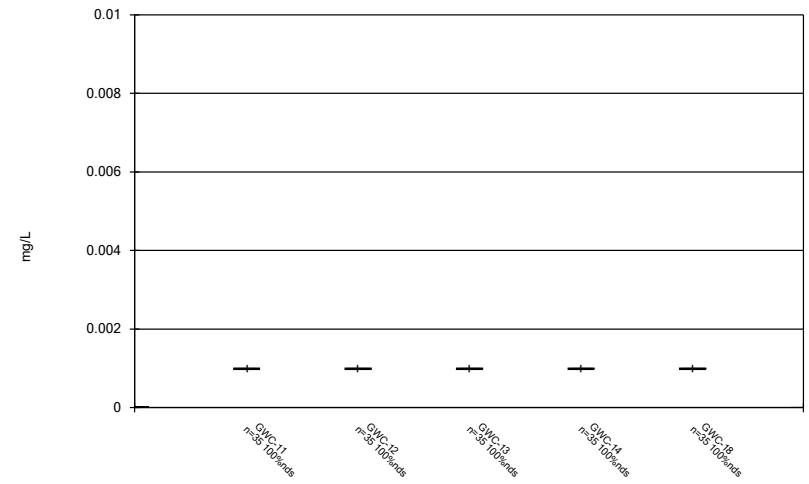
Constituent: Sulfate Analysis Run 10/16/2023 2:44 PM
Plant Scherer Client: Southern Company Data: Scherer Cell 1-CCR

Box & Whiskers Plot



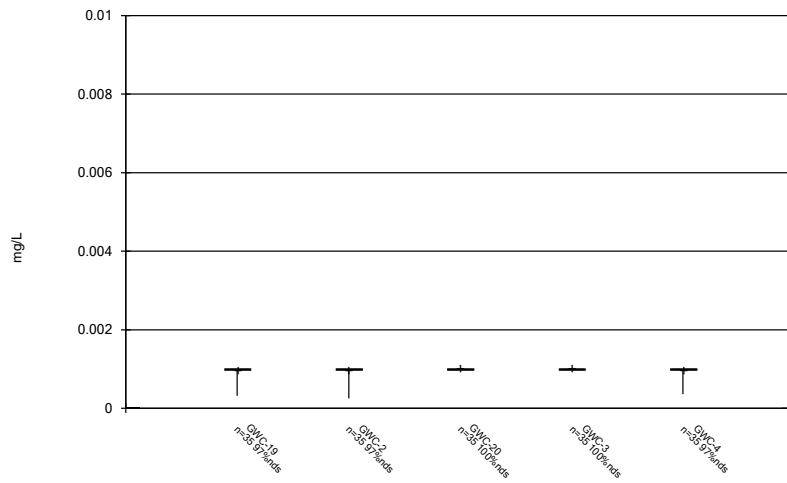
Constituent: Thallium, Total Analysis Run 10/16/2023 2:44 PM
Plant Scherer Client: Southern Company Data: Scherer Cell 1-CCR

Box & Whiskers Plot



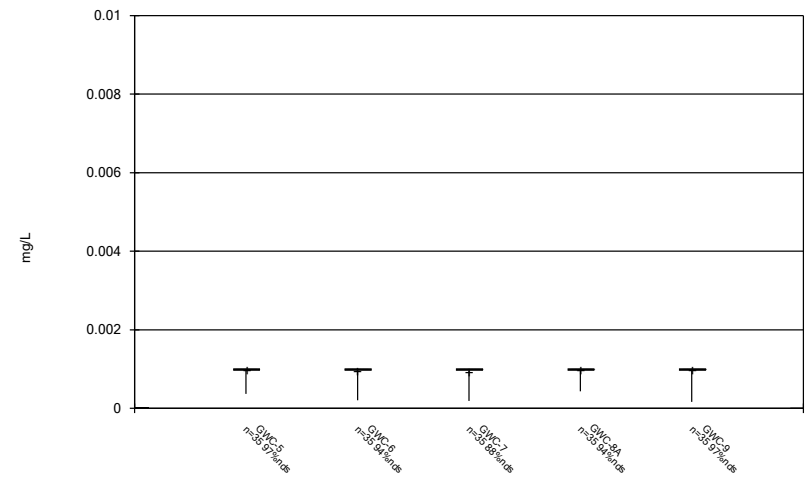
Constituent: Thallium, Total Analysis Run 10/16/2023 2:44 PM
Plant Scherer Client: Southern Company Data: Scherer Cell 1-CCR

Box & Whiskers Plot



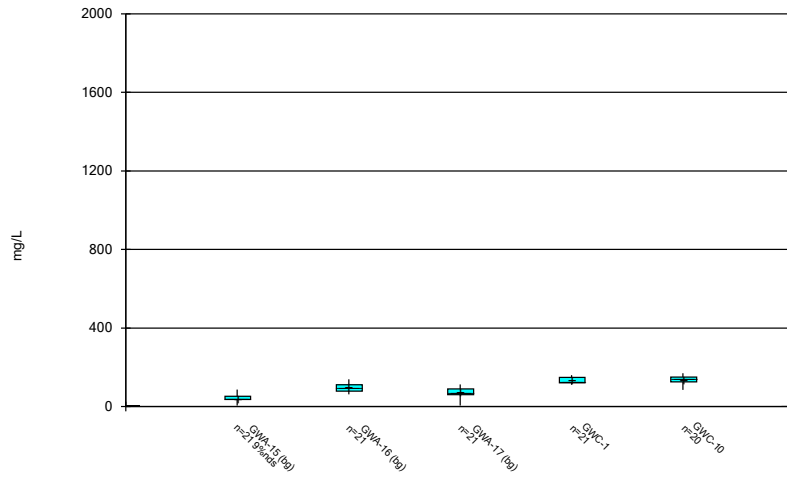
Constituent: Thallium, Total Analysis Run 10/16/2023 2:44 PM
Plant Scherer Client: Southern Company Data: Scherer Cell 1-CCR

Box & Whiskers Plot



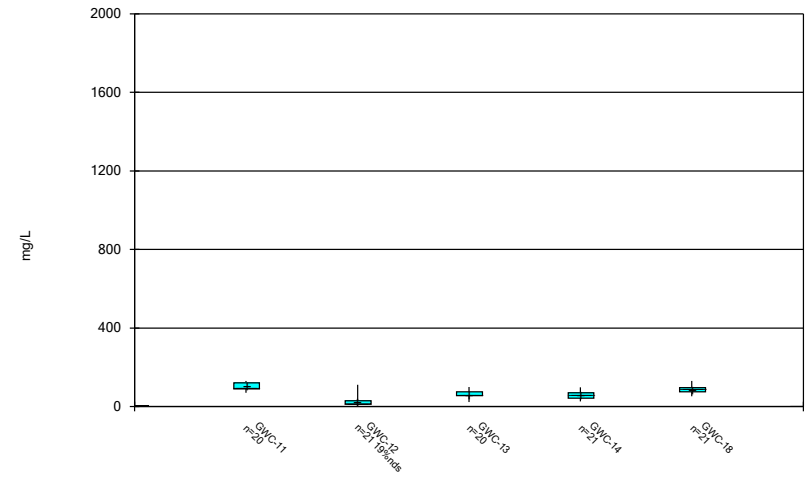
Constituent: Thallium, Total Analysis Run 10/16/2023 2:44 PM
Plant Scherer Client: Southern Company Data: Scherer Cell 1-CCR

Box & Whiskers Plot



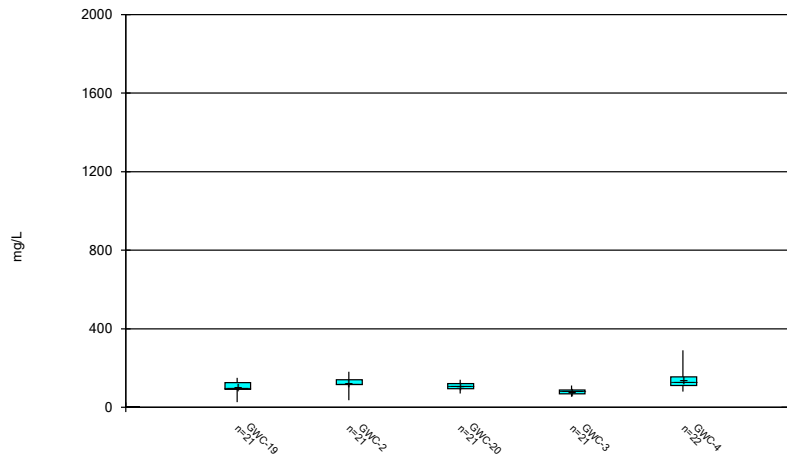
Constituent: Total Dissolved Solids Analysis Run 10/16/2023 2:44 PM
Plant Scherer Client: Southern Company Data: Scherer Cell 1-CCR

Box & Whiskers Plot



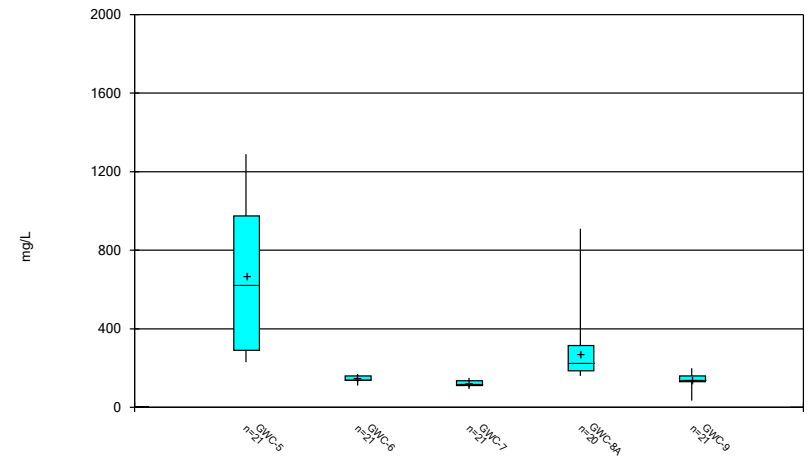
Constituent: Total Dissolved Solids Analysis Run 10/16/2023 2:44 PM
Plant Scherer Client: Southern Company Data: Scherer Cell 1-CCR

Box & Whiskers Plot



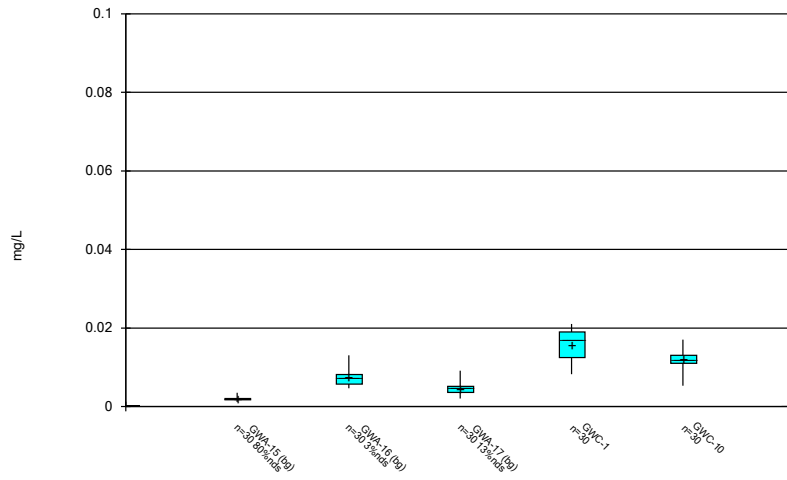
Constituent: Total Dissolved Solids Analysis Run 10/16/2023 2:44 PM
Plant Scherer Client: Southern Company Data: Scherer Cell 1-CCR

Box & Whiskers Plot



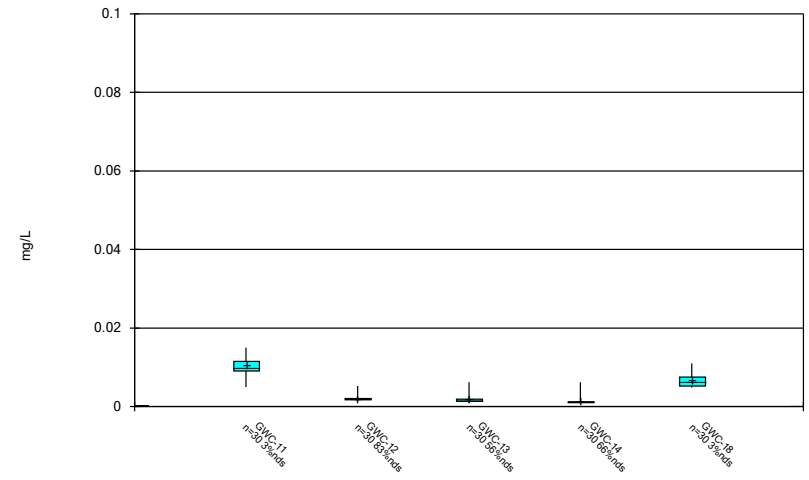
Constituent: Total Dissolved Solids Analysis Run 10/16/2023 2:44 PM
Plant Scherer Client: Southern Company Data: Scherer Cell 1-CCR

Box & Whiskers Plot



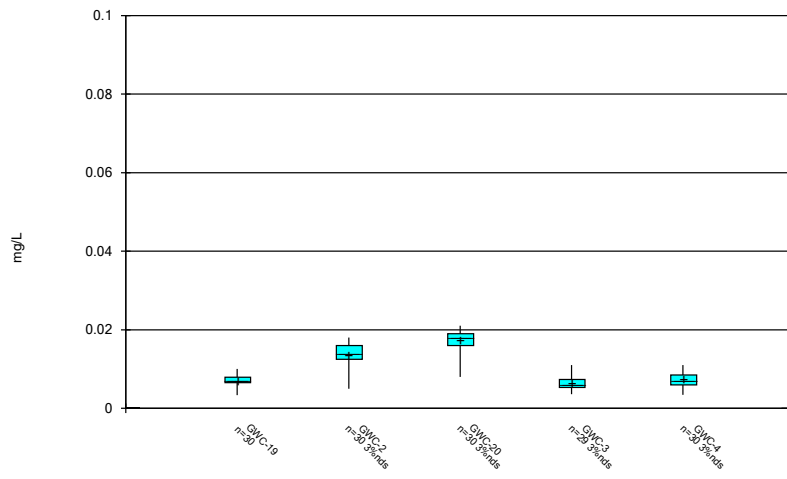
Constituent: Vanadium Analysis Run 10/16/2023 2:44 PM
Plant Scherer Client: Southern Company Data: Scherer Cell 1-CCR

Box & Whiskers Plot



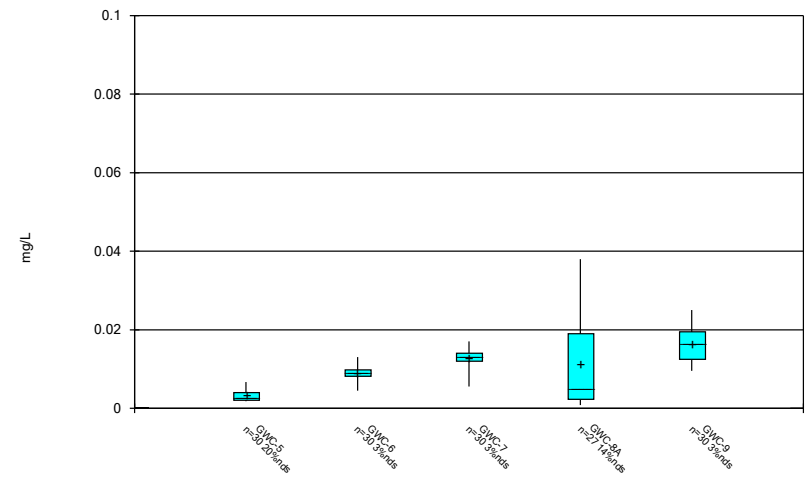
Constituent: Vanadium Analysis Run 10/16/2023 2:44 PM
Plant Scherer Client: Southern Company Data: Scherer Cell 1-CCR

Box & Whiskers Plot



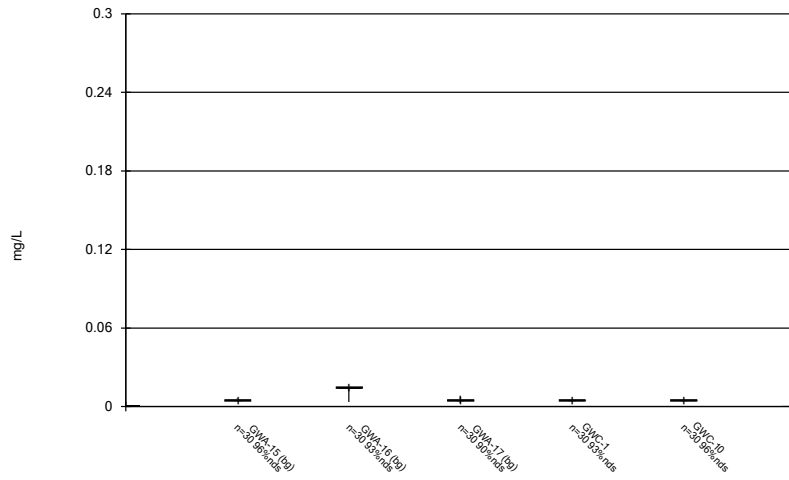
Constituent: Vanadium Analysis Run 10/16/2023 2:44 PM
Plant Scherer Client: Southern Company Data: Scherer Cell 1-CCR

Box & Whiskers Plot



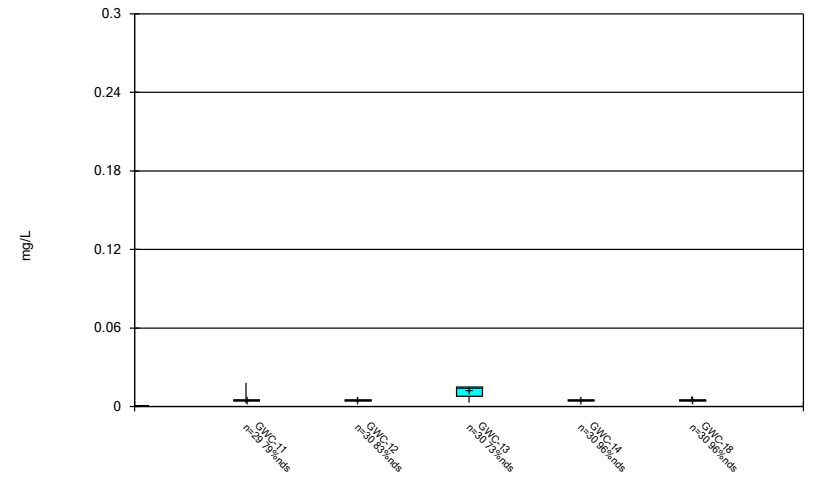
Constituent: Vanadium Analysis Run 10/16/2023 2:44 PM
Plant Scherer Client: Southern Company Data: Scherer Cell 1-CCR

Box & Whiskers Plot



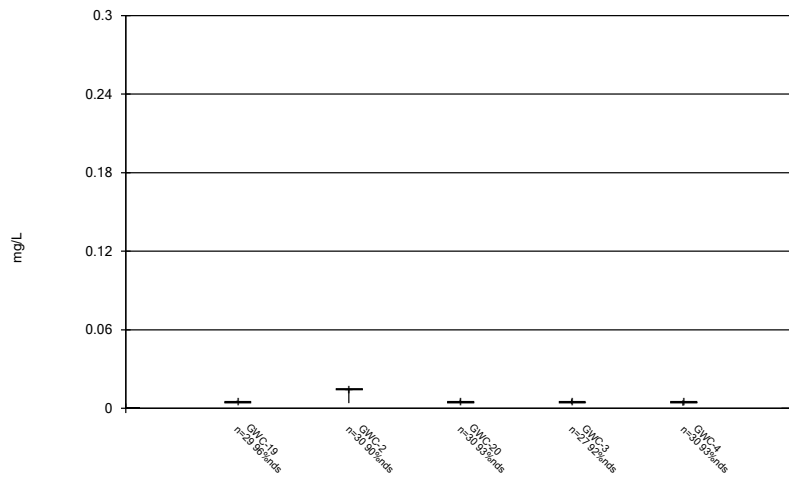
Constituent: Zinc Analysis Run 10/16/2023 2:44 PM
Plant Scherer Client: Southern Company Data: Scherer Cell 1-CCR

Box & Whiskers Plot



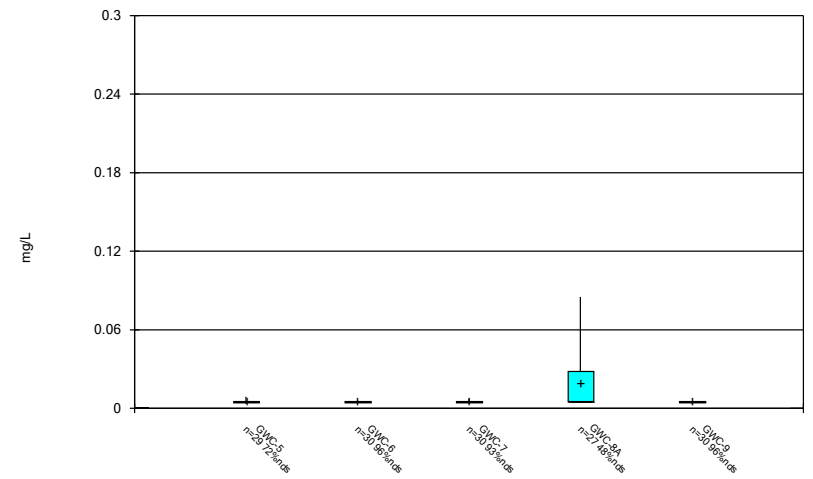
Constituent: Zinc Analysis Run 10/16/2023 2:44 PM
Plant Scherer Client: Southern Company Data: Scherer Cell 1-CCR

Box & Whiskers Plot



Constituent: Zinc Analysis Run 10/16/2023 2:44 PM
Plant Scherer Client: Southern Company Data: Scherer Cell 1-CCR

Box & Whiskers Plot



Constituent: Zinc Analysis Run 10/16/2023 2:44 PM
Plant Scherer Client: Southern Company Data: Scherer Cell 1-CCR

FIGURE C.

Outlier Summary

Plant Scherer Client: Southern Company Data: Scherer Cell 1-CCR Printed 9/26/2023, 2:23 PM

Date	GWC-20 Nickel (mg/L)	GWC-3 Nickel (mg/L)	GWC-5 Nickel (mg/L)	GWC-8A Nickel (mg/L)	GWC-19 pH (S.U.)	GWC-2 pH (S.U.)	GWC-3 pH (S.U.)	GWC-13 Sulfate (mg/L)	GWC-5 Sulfate (mg/L)	GWC-10 Total Dissolved Solids (mg/L)	GWC-11 Total Dissolved Solids (mg/L)
5/11/2010											
6/18/2010											
7/28/2010	0.019 (O)										
9/7/2010	0.0093 (O)										
4/28/2011											
4/29/2011											
4/30/2011				0.008 (O)							
10/28/2011											
5/3/2012											
5/10/2013	0.0081 (O)		0.0093 (O)								
11/13/2014											
5/22/2015											
5/23/2015											
5/24/2015	0.0063 (O)	0.006 (O)									
4/6/2016											
4/19/2016								575 (o)			
6/21/2016									214 (O)	293 (o)	
10/5/2016				5.78 (O)	5.1 (O)						
10/10/2016											
3/20/2018											
3/22/2018											
10/2/2018											
3/18/2020								25 (o)			
4/1/2021					7.32 (o)						

FIGURE D.

Appendix I Intrawell Prediction Limits - Significant Results

Plant Scherer Client: Southern Company Data: Scherer Cell 1-CCR Printed 9/26/2023, 2:33 PM

Constituent	Well	Upper Lim.	Lower Lim.	Date	Observ.	Sig.	Bg N	Bg Mean	Std. Dev.	%NDs	ND Adj.	Transform	Alpha	Method
Barium, Total (mg/L)	GWC-14	0.01173	n/a	8/9/2023	0.012	Yes	31	8.9e-7	2.9e-7	3.226	None	x^3	0.0001937	Param Intra 1 of 2
Barium, Total (mg/L)	GWC-19	0.01999	n/a	8/8/2023	0.032	Yes	25	9.0e-8	2.7e-8	4	None	x^4	0.0001937	Param Intra 1 of 2
Barium, Total (mg/L)	GWC-4	0.05318	n/a	8/8/2023	0.085	Yes	29	0.0383	0.005897	0	None	No	0.0001937	Param Intra 1 of 2
Nickel (mg/L)	GWC-1	0.0018	n/a	8/9/2023	0.0071	Yes	27	n/a	n/a	74.07	n/a	n/a	0.002502	NP Intra (NDs) 1 of 2
Nickel (mg/L)	GWC-8A	0.0069	n/a	8/8/2023	0.0087	Yes	26	n/a	n/a	42.31	n/a	n/a	0.002667	NP Intra (normality) 1 of 2

Appendix I Intrawell Prediction Limits - All Results

Plant Scherer Client: Southern Company Data: Scherer Cell 1-CCR Printed 9/26/2023, 2:33 PM

Constituent	Well	Upper Lim.	Lower Lim.	Date	Observ.	Sig.	Bg N	Bg Mean	Std. Dev.	%NDs	ND Adj.	Transform	Alpha	Method
Antimony, Total (mg/L)	GWA-16	0.002	n/a	8/3/2023	0.002ND	No	33	n/a	n/a	96.97	n/a	n/a	0.001701	NP Intra (NDs) 1 of 2
Antimony, Total (mg/L)	GWC-12	0.002	n/a	8/9/2023	0.002ND	No	33	n/a	n/a	96.97	n/a	n/a	0.001701	NP Intra (NDs) 1 of 2
Antimony, Total (mg/L)	GWC-18	0.002	n/a	8/9/2023	0.002ND	No	33	n/a	n/a	93.94	n/a	n/a	0.001701	NP Intra (NDs) 1 of 2
Antimony, Total (mg/L)	GWC-19	0.002	n/a	8/8/2023	0.002ND	No	33	n/a	n/a	96.97	n/a	n/a	0.001701	NP Intra (NDs) 1 of 2
Antimony, Total (mg/L)	GWC-2	0.002	n/a	8/9/2023	0.002ND	No	33	n/a	n/a	93.94	n/a	n/a	0.001701	NP Intra (NDs) 1 of 2
Antimony, Total (mg/L)	GWC-3	0.002	n/a	8/9/2023	0.002ND	No	33	n/a	n/a	96.97	n/a	n/a	0.001701	NP Intra (NDs) 1 of 2
Antimony, Total (mg/L)	GWC-4	0.002	n/a	8/8/2023	0.002ND	No	33	n/a	n/a	96.97	n/a	n/a	0.001701	NP Intra (NDs) 1 of 2
Antimony, Total (mg/L)	GWC-7	0.002	n/a	8/8/2023	0.002ND	No	33	n/a	n/a	96.97	n/a	n/a	0.001701	NP Intra (NDs) 1 of 2
Barium, Total (mg/L)	GWA-15	0.012	n/a	8/3/2023	0.01	No	33	n/a	n/a	3.03	n/a	n/a	0.001701	NP Intra (normality) 1 of 2
Barium, Total (mg/L)	GWA-16	0.039	n/a	8/3/2023	0.026	No	33	n/a	n/a	0	n/a	n/a	0.001701	NP Intra (normality) 1 of 2
Barium, Total (mg/L)	GWA-17	0.05001	n/a	8/3/2023	0.027	No	33	0.03273	0.006966	3.03	None	No	0.0001937	Param Intra 1 of 2
Barium, Total (mg/L)	GWC-1	0.05708	n/a	8/9/2023	0.048	No	33	0.04671	0.004181	0	None	No	0.0001937	Param Intra 1 of 2
Barium, Total (mg/L)	GWC-10	0.03499	n/a	8/9/2023	0.032	No	25	0.02434	0.004121	8	None	No	0.0001937	Param Intra 1 of 2
Barium, Total (mg/L)	GWC-11	0.02016	n/a	8/9/2023	0.019	No	33	0.000004442	0.00000151	6.061	None	x^3	0.0001937	Param Intra 1 of 2
Barium, Total (mg/L)	GWC-12	0.02051	n/a	8/9/2023	0.02	No	33	0.0002503	0.00006867	6.061	None	x^2	0.0001937	Param Intra 1 of 2
Barium, Total (mg/L)	GWC-13	0.04187	n/a	8/9/2023	0.04	No	25	0.3096	0.01457	0	None	x^(1/3)	0.0001937	Param Intra 1 of 2
Barium, Total (mg/L)	GWC-14	0.01173	n/a	8/9/2023	0.012	Yes	31	8.9e-7	2.9e-7	3.226	None	x^3	0.0001937	Param Intra 1 of 2
Barium, Total (mg/L)	GWC-18	0.04153	n/a	8/9/2023	0.037	No	33	0.00004329	0.00001142	3.03	None	x^3	0.0001937	Param Intra 1 of 2
Barium, Total (mg/L)	GWC-19	0.01999	n/a	8/8/2023	0.032	Yes	25	9.0e-8	2.7e-8	4	None	x^4	0.0001937	Param Intra 1 of 2
Barium, Total (mg/L)	GWC-2	0.05378	n/a	8/9/2023	0.045	No	33	0.002076	0.000329	0	None	x^2	0.0001937	Param Intra 1 of 2
Barium, Total (mg/L)	GWC-20	0.03594	n/a	8/8/2023	0.035	No	33	0.00002786	0.000007479	3.03	None	x^3	0.0001937	Param Intra 1 of 2
Barium, Total (mg/L)	GWC-3	0.039	n/a	8/9/2023	0.013	No	32	n/a	n/a	3.125	n/a	n/a	0.001803	NP Intra (normality) 1 of 2
Barium, Total (mg/L)	GWC-4	0.05318	n/a	8/8/2023	0.085	Yes	29	0.0383	0.005897	0	None	No	0.0001937	Param Intra 1 of 2
Barium, Total (mg/L)	GWC-5	0.1185	n/a	8/8/2023	0.031	No	33	0.196	0.05974	0	None	sqrt(x)	0.0001937	Param Intra 1 of 2
Barium, Total (mg/L)	GWC-6	0.06532	n/a	8/8/2023	0.046	No	33	0.05402	0.004555	0	None	No	0.0001937	Param Intra 1 of 2
Barium, Total (mg/L)	GWC-7	0.04234	n/a	8/8/2023	0.034	No	33	0.03266	0.003902	0	None	No	0.0001937	Param Intra 1 of 2
Barium, Total (mg/L)	GWC-8A	0.1124	n/a	8/8/2023	0.051	No	33	0.2018	0.05378	0	None	sqrt(x)	0.0001937	Param Intra 1 of 2
Barium, Total (mg/L)	GWC-9	0.03779	n/a	8/8/2023	0.027	No	33	0.02311	0.005916	3.03	None	No	0.0001937	Param Intra 1 of 2
Beryllium, Total (mg/L)	GWA-17	0.0025	n/a	8/3/2023	0.0025ND	No	33	n/a	n/a	96.97	n/a	n/a	0.001701	NP Intra (NDs) 1 of 2
Beryllium, Total (mg/L)	GWC-5	0.0025	n/a	8/8/2023	0.0025ND	No	33	n/a	n/a	96.97	n/a	n/a	0.001701	NP Intra (NDs) 1 of 2
Beryllium, Total (mg/L)	GWC-7	0.0025	n/a	8/8/2023	0.0025ND	No	33	n/a	n/a	96.97	n/a	n/a	0.001701	NP Intra (NDs) 1 of 2
Beryllium, Total (mg/L)	GWC-8A	0.0025	n/a	8/8/2023	0.0025ND	No	33	n/a	n/a	96.97	n/a	n/a	0.001701	NP Intra (NDs) 1 of 2
Cadmium, Total (mg/L)	GWA-17	0.0025	n/a	8/3/2023	0.0025ND	No	33	n/a	n/a	96.97	n/a	n/a	0.001701	NP Intra (NDs) 1 of 2
Cadmium, Total (mg/L)	GWC-11	0.0025	n/a	8/9/2023	0.0025ND	No	33	n/a	n/a	96.97	n/a	n/a	0.001701	NP Intra (NDs) 1 of 2
Cadmium, Total (mg/L)	GWC-2	0.0025	n/a	8/9/2023	0.0025ND	No	33	n/a	n/a	96.97	n/a	n/a	0.001701	NP Intra (NDs) 1 of 2
Cadmium, Total (mg/L)	GWC-8A	0.0025	n/a	8/8/2023	0.0025ND	No	33	n/a	n/a	75.76	n/a	n/a	0.001701	NP Intra (NDs) 1 of 2
Chromium, Total (mg/L)	GWA-15	0.0036	n/a	8/3/2023	0.002ND	No	33	n/a	n/a	93.94	n/a	n/a	0.001701	NP Intra (NDs) 1 of 2
Chromium, Total (mg/L)	GWA-16	0.007375	n/a	8/3/2023	0.0073	No	33	0.004866	0.001012	3.03	None	No	0.0001937	Param Intra 1 of 2
Chromium, Total (mg/L)	GWA-17	0.01137	n/a	8/3/2023	0.0089	No	33	0.007027	0.001753	3.03	None	No	0.0001937	Param Intra 1 of 2
Chromium, Total (mg/L)	GWC-1	0.01777	n/a	8/9/2023	0.017	No	33	0.0001527	0.00006579	0	None	x^2	0.0001937	Param Intra 1 of 2
Chromium, Total (mg/L)	GWC-10	0.0244	n/a	8/9/2023	0.022	No	33	0.01519	0.003713	0	None	No	0.0001937	Param Intra 1 of 2
Chromium, Total (mg/L)	GWC-11	0.012	n/a	8/9/2023	0.0087	No	33	n/a	n/a	3.03	n/a	n/a	0.001701	NP Intra (normality) 1 of 2
Chromium, Total (mg/L)	GWC-12	0.0036	n/a	8/9/2023	0.0026	No	33	n/a	n/a	45.45	n/a	n/a	0.001701	NP Intra (normality) 1 of 2
Chromium, Total (mg/L)	GWC-13	0.008387	n/a	8/9/2023	0.0066	No	32	0.004866	0.001414	0	None	No	0.0001937	Param Intra 1 of 2
Chromium, Total (mg/L)	GWC-14	0.0038	n/a	8/9/2023	0.0018J	No	33	n/a	n/a	90.91	n/a	n/a	0.001701	NP Intra (NDs) 1 of 2
Chromium, Total (mg/L)	GWC-18	0.02	n/a	8/9/2023	0.014	No	33	n/a	n/a	0	n/a	n/a	0.001701	NP Intra (normality) 1 of 2
Chromium, Total (mg/L)	GWC-19	0.01614	n/a	8/8/2023	0.014	No	33	0.009335	0.002745	3.03	None	No	0.0001937	Param Intra 1 of 2
Chromium, Total (mg/L)	GWC-2	0.01366	n/a	8/9/2023	0.012	No	33	0.00009621	0.0000364	6.061	None	x^2	0.0001937	Param Intra 1 of 2
Chromium, Total (mg/L)	GWC-20	0.01432	n/a	8/8/2023	0.01	No	33	0.008735	0.002253	6.061	None	No	0.0001937	Param Intra 1 of 2
Chromium, Total (mg/L)	GWC-3	0.01925	n/a	8/9/2023	0.013	No	32	-4.706	0.3037	3.125	None	ln(x)	0.0001937	Param Intra 1 of 2
Chromium, Total (mg/L)	GWC-4	0.01022	n/a	8/8/2023	0.0049	No	33	0.005836	0.001766	3.03	None	No	0.0001937	Param Intra 1 of 2
Chromium, Total (mg/L)	GWC-5	0.01014	n/a	8/8/2023	0.0066	No	33	0.06609	0.01395	3.03	None	sqrt(x)	0.0001937	Param Intra 1 of 2
Chromium, Total (mg/L)	GWC-6	0.009649	n/a	8/8/2023	0.0048	No	33	-5.302	0.2667	6.061	None	ln(x)	0.0001937	Param Intra 1 of 2
Chromium, Total (mg/L)	GWC-7	0.018	n/a	8/8/2023	0.0094	No	33	n/a	n/a	0	n/a	n/a	0.001701	NP Intra (normality) 1 of 2
Chromium, Total (mg/L)	GWC-8A	0.023	n/a	8/8/2023	0.0013J	No	32	n/a	n/a	46.88	n/a	n/a	0.001803	NP Intra (normality) 1 of 2

Appendix I Intrawell Prediction Limits - All Results

Plant Scherer Client: Southern Company Data: Scherer Cell 1-CCR Printed 9/26/2023, 2:33 PM

Constituent	Well	Upper Lim.	Lower Lim.	Date	Observ.	Sig.	Bg N	Bg Mean	Std. Dev.	%NDs	ND Adj.	Transform	Alpha	Method
Mercury (mg/L)	GWC-10	0.0002	n/a	8/9/2023	0.0002ND	No	33	n/a	n/a	90.91	n/a	n/a	0.001701	NP Intra (NDs) 1 of 2
Mercury (mg/L)	GWC-11	0.0002	n/a	8/9/2023	0.0002ND	No	33	n/a	n/a	93.94	n/a	n/a	0.001701	NP Intra (NDs) 1 of 2
Mercury (mg/L)	GWC-13	0.0002	n/a	8/9/2023	0.0002ND	No	33	n/a	n/a	93.94	n/a	n/a	0.001701	NP Intra (NDs) 1 of 2
Mercury (mg/L)	GWC-14	0.0002	n/a	8/9/2023	0.0002ND	No	33	n/a	n/a	93.94	n/a	n/a	0.001701	NP Intra (NDs) 1 of 2
Mercury (mg/L)	GWC-18	0.0002	n/a	8/9/2023	0.0002ND	No	33	n/a	n/a	96.97	n/a	n/a	0.001701	NP Intra (NDs) 1 of 2
Mercury (mg/L)	GWC-19	0.0002	n/a	8/8/2023	0.0002ND	No	33	n/a	n/a	93.94	n/a	n/a	0.001701	NP Intra (NDs) 1 of 2
Mercury (mg/L)	GWC-2	0.0002	n/a	8/9/2023	0.0002ND	No	33	n/a	n/a	93.94	n/a	n/a	0.001701	NP Intra (NDs) 1 of 2
Mercury (mg/L)	GWC-20	0.0002	n/a	8/8/2023	0.0002ND	No	33	n/a	n/a	87.88	n/a	n/a	0.001701	NP Intra (NDs) 1 of 2
Mercury (mg/L)	GWC-3	0.0002	n/a	8/9/2023	0.0002ND	No	33	n/a	n/a	90.91	n/a	n/a	0.001701	NP Intra (NDs) 1 of 2
Mercury (mg/L)	GWC-4	0.0002	n/a	8/8/2023	0.0002ND	No	33	n/a	n/a	96.97	n/a	n/a	0.001701	NP Intra (NDs) 1 of 2
Mercury (mg/L)	GWC-5	0.0002	n/a	8/8/2023	0.0002ND	No	33	n/a	n/a	96.97	n/a	n/a	0.001701	NP Intra (NDs) 1 of 2
Mercury (mg/L)	GWC-6	0.0002	n/a	8/8/2023	0.0002ND	No	33	n/a	n/a	90.91	n/a	n/a	0.001701	NP Intra (NDs) 1 of 2
Mercury (mg/L)	GWC-7	0.0002	n/a	8/8/2023	0.0002ND	No	33	n/a	n/a	90.91	n/a	n/a	0.001701	NP Intra (NDs) 1 of 2
Mercury (mg/L)	GWC-8A	0.0002	n/a	8/8/2023	0.0002ND	No	33	n/a	n/a	84.85	n/a	n/a	0.001701	NP Intra (NDs) 1 of 2
Mercury (mg/L)	GWC-9	0.0002	n/a	8/8/2023	0.0002ND	No	33	n/a	n/a	96.97	n/a	n/a	0.001701	NP Intra (NDs) 1 of 2
Nickel (mg/L)	GWA-15	0.00202	n/a	8/3/2023	0.00099J	No	28	n/a	n/a	71.43	n/a	n/a	0.002337	NP Intra (NDs) 1 of 2
Nickel (mg/L)	GWA-16	0.001	n/a	8/3/2023	0.001ND	No	27	n/a	n/a	96.3	n/a	n/a	0.002502	NP Intra (NDs) 1 of 2
Nickel (mg/L)	GWA-17	0.0012	n/a	8/3/2023	0.001ND	No	28	n/a	n/a	85.71	n/a	n/a	0.002337	NP Intra (NDs) 1 of 2
Nickel (mg/L)	GWC-1	0.0018	n/a	8/9/2023	0.0071	Yes	27	n/a	n/a	74.07	n/a	n/a	0.002502	NP Intra (NDs) 1 of 2
Nickel (mg/L)	GWC-10	0.003	n/a	8/9/2023	0.0026	No	29	n/a	n/a	65.52	n/a	n/a	0.002172	NP Intra (NDs) 1 of 2
Nickel (mg/L)	GWC-11	0.0018	n/a	8/9/2023	0.00068J	No	28	n/a	n/a	75	n/a	n/a	0.002337	NP Intra (NDs) 1 of 2
Nickel (mg/L)	GWC-12	0.0018	n/a	8/9/2023	0.00094J	No	28	n/a	n/a	75	n/a	n/a	0.002337	NP Intra (NDs) 1 of 2
Nickel (mg/L)	GWC-13	0.001	n/a	8/9/2023	0.00043J	No	28	n/a	n/a	85.71	n/a	n/a	0.002337	NP Intra (NDs) 1 of 2
Nickel (mg/L)	GWC-18	0.001	n/a	8/9/2023	0.001ND	No	27	n/a	n/a	88.89	n/a	n/a	0.002502	NP Intra (NDs) 1 of 2
Nickel (mg/L)	GWC-19	0.0017	n/a	8/8/2023	0.00051J	No	27	n/a	n/a	81.48	n/a	n/a	0.002502	NP Intra (NDs) 1 of 2
Nickel (mg/L)	GWC-2	0.0028	n/a	8/9/2023	0.0017	No	27	n/a	n/a	62.96	n/a	n/a	0.002502	NP Intra (NDs) 1 of 2
Nickel (mg/L)	GWC-20	0.003	n/a	8/8/2023	0.00067J	No	27	n/a	n/a	66.67	n/a	n/a	0.002502	NP Intra (NDs) 1 of 2
Nickel (mg/L)	GWC-3	0.0035	n/a	8/9/2023	0.00078J	No	25	n/a	n/a	60	n/a	n/a	0.002832	NP Intra (NDs) 1 of 2
Nickel (mg/L)	GWC-4	0.0036	n/a	8/8/2023	0.001	No	28	n/a	n/a	67.86	n/a	n/a	0.002337	NP Intra (NDs) 1 of 2
Nickel (mg/L)	GWC-5	0.00268	n/a	8/8/2023	0.001ND	No	27	n/a	n/a	62.96	n/a	n/a	0.002502	NP Intra (NDs) 1 of 2
Nickel (mg/L)	GWC-6	0.0053	n/a	8/8/2023	0.00075J	No	28	n/a	n/a	60.71	n/a	n/a	0.002337	NP Intra (NDs) 1 of 2
Nickel (mg/L)	GWC-7	0.0044	n/a	8/8/2023	0.001ND	No	28	n/a	n/a	82.14	n/a	n/a	0.002337	NP Intra (NDs) 1 of 2
Nickel (mg/L)	GWC-8A	0.0069	n/a	8/8/2023	0.0087	Yes	26	n/a	n/a	42.31	n/a	n/a	0.002667	NP Intra (normality) 1 of 2
Nickel (mg/L)	GWC-9	0.0042	n/a	8/8/2023	0.00066J	No	29	n/a	n/a	79.31	n/a	n/a	0.002172	NP Intra (NDs) 1 of 2
Selenium, Total (mg/L)	GWA-15	0.005	n/a	8/3/2023	0.005ND	No	33	n/a	n/a	96.97	n/a	n/a	0.001701	NP Intra (NDs) 1 of 2
Selenium, Total (mg/L)	GWA-16	0.005	n/a	8/3/2023	0.005ND	No	33	n/a	n/a	90.91	n/a	n/a	0.001701	NP Intra (NDs) 1 of 2
Selenium, Total (mg/L)	GWA-17	0.005	n/a	8/3/2023	0.005ND	No	33	n/a	n/a	93.94	n/a	n/a	0.001701	NP Intra (NDs) 1 of 2
Selenium, Total (mg/L)	GWC-1	0.0053	n/a	8/9/2023	0.005ND	No	33	n/a	n/a	93.94	n/a	n/a	0.001701	NP Intra (NDs) 1 of 2
Selenium, Total (mg/L)	GWC-10	0.005	n/a	8/9/2023	0.005ND	No	33	n/a	n/a	93.94	n/a	n/a	0.001701	NP Intra (NDs) 1 of 2
Selenium, Total (mg/L)	GWC-11	0.005	n/a	8/9/2023	0.005ND	No	32	n/a	n/a	90.63	n/a	n/a	0.001803	NP Intra (NDs) 1 of 2
Selenium, Total (mg/L)	GWC-12	0.005	n/a	8/9/2023	0.005ND	No	33	n/a	n/a	96.97	n/a	n/a	0.001701	NP Intra (NDs) 1 of 2
Selenium, Total (mg/L)	GWC-14	0.0052	n/a	8/9/2023	0.005ND	No	33	n/a	n/a	93.94	n/a	n/a	0.001701	NP Intra (NDs) 1 of 2
Selenium, Total (mg/L)	GWC-18	0.005	n/a	8/9/2023	0.005ND	No	33	n/a	n/a	96.97	n/a	n/a	0.001701	NP Intra (NDs) 1 of 2
Selenium, Total (mg/L)	GWC-19	0.005	n/a	8/8/2023	0.005ND	No	33	n/a	n/a	96.97	n/a	n/a	0.001701	NP Intra (NDs) 1 of 2
Selenium, Total (mg/L)	GWC-2	0.005	n/a	8/9/2023	0.005ND	No	33	n/a	n/a	90.91	n/a	n/a	0.001701	NP Intra (NDs) 1 of 2
Selenium, Total (mg/L)	GWC-3	0.005	n/a	8/9/2023	0.005ND	No	33	n/a	n/a	96.97	n/a	n/a	0.001701	NP Intra (NDs) 1 of 2
Selenium, Total (mg/L)	GWC-4	0.005	n/a	8/8/2023	0.0041J	No	33	n/a	n/a	93.94	n/a	n/a	0.001701	NP Intra (NDs) 1 of 2
Selenium, Total (mg/L)	GWC-5	0.04332	n/a	8/8/2023	0.003J	No	8	0.09356	0.02845	0	None	sqrt(x)	0.0001937	Param Intra 1 of 2
Selenium, Total (mg/L)	GWC-6	0.007	n/a	8/8/2023	0.005ND	No	33	n/a	n/a	78.79	n/a	n/a	0.001701	NP Intra (NDs) 1 of 2
Selenium, Total (mg/L)	GWC-7	0.0053	n/a	8/8/2023	0.005ND	No	33	n/a	n/a	93.94	n/a	n/a	0.001701	NP Intra (NDs) 1 of 2
Selenium, Total (mg/L)	GWC-8A	0.005	n/a	8/8/2023	0.005ND	No	33	n/a	n/a	87.88	n/a	n/a	0.001701	NP Intra (NDs) 1 of 2
Selenium, Total (mg/L)	GWC-9	0.0065	n/a	8/8/2023	0.005ND	No	33	n/a	n/a	96.97	n/a	n/a	0.001701	NP Intra (NDs) 1 of 2
Thallium, Total (mg/L)	GWA-15	0.001	n/a	8/3/2023	0.001ND	No	33	n/a	n/a	96.97	n/a	n/a	0.001701	NP Intra (NDs) 1 of 2
Thallium, Total (mg/L)	GWA-16	0.001	n/a	8/3/2023	0.001ND	No	33	n/a	n/a	93.94	n/a	n/a	0.001701	NP Intra (NDs) 1 of 2
Thallium, Total (mg/L)	GWA-17	0.001	n/a	8/3/2023	0.001ND	No	33	n/a	n/a	96.97	n/a	n/a	0.001701	NP Intra (NDs) 1 of 2

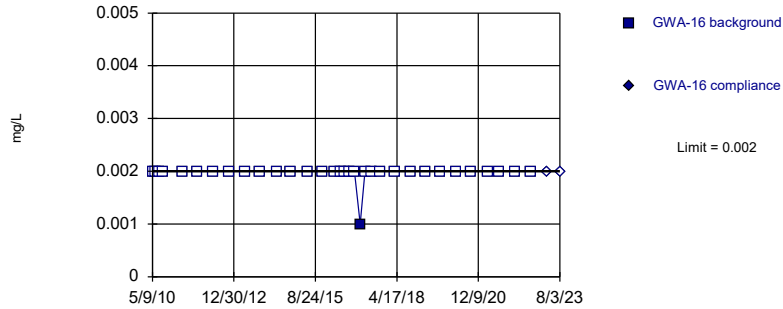
Appendix I Intrawell Prediction Limits - All Results

Plant Scherer Client: Southern Company Data: Scherer Cell 1-CCR Printed 9/26/2023, 2:33 PM

Constituent	Well	Upper Lim.	Lower Lim.	Date	Observ.	Sig.	Bg N	Bg Mean	Std. Dev.	%NDs	ND Adj.	Transform	Alpha	Method
Thallium, Total (mg/L)	GWC-1	0.001	n/a	8/9/2023	0.001ND	No	33	n/a	n/a	93.94	n/a	n/a	0.001701	NP Intra (NDs) 1 of 2
Thallium, Total (mg/L)	GWC-19	0.001	n/a	8/8/2023	0.001ND	No	33	n/a	n/a	96.97	n/a	n/a	0.001701	NP Intra (NDs) 1 of 2
Thallium, Total (mg/L)	GWC-2	0.001	n/a	8/9/2023	0.001ND	No	33	n/a	n/a	96.97	n/a	n/a	0.001701	NP Intra (NDs) 1 of 2
Thallium, Total (mg/L)	GWC-4	0.001	n/a	8/8/2023	0.001ND	No	33	n/a	n/a	96.97	n/a	n/a	0.001701	NP Intra (NDs) 1 of 2
Thallium, Total (mg/L)	GWC-5	0.001	n/a	8/8/2023	0.001ND	No	33	n/a	n/a	96.97	n/a	n/a	0.001701	NP Intra (NDs) 1 of 2
Thallium, Total (mg/L)	GWC-6	0.001	n/a	8/8/2023	0.001ND	No	33	n/a	n/a	93.94	n/a	n/a	0.001701	NP Intra (NDs) 1 of 2
Thallium, Total (mg/L)	GWC-7	0.001	n/a	8/8/2023	0.001ND	No	33	n/a	n/a	87.88	n/a	n/a	0.001701	NP Intra (NDs) 1 of 2
Thallium, Total (mg/L)	GWC-8A	0.001	n/a	8/8/2023	0.001ND	No	33	n/a	n/a	93.94	n/a	n/a	0.001701	NP Intra (NDs) 1 of 2
Thallium, Total (mg/L)	GWC-9	0.001	n/a	8/8/2023	0.001ND	No	33	n/a	n/a	96.97	n/a	n/a	0.001701	NP Intra (NDs) 1 of 2
Vanadium (mg/L)	GWA-15	0.0035	n/a	8/3/2023	0.002ND	No	28	n/a	n/a	82.14	n/a	n/a	0.002337	NP Intra (NDs) 1 of 2
Vanadium (mg/L)	GWA-16	0.01177	n/a	8/3/2023	0.0086	No	28	0.007159	0.001817	3.571	None	No	0.0001937	Param Intra 1 of 2
Vanadium (mg/L)	GWA-17	0.008631	n/a	8/3/2023	0.0041	No	28	0.004626	0.001577	14.29	None	No	0.0001937	Param Intra 1 of 2
Vanadium (mg/L)	GWC-1	0.02536	n/a	8/9/2023	0.019	No	28	0.01566	0.003819	0	None	No	0.0001937	Param Intra 1 of 2
Vanadium (mg/L)	GWC-10	0.01749	n/a	8/9/2023	0.013	No	28	0.01201	0.002159	0	None	No	0.0001937	Param Intra 1 of 2
Vanadium (mg/L)	GWC-11	0.01499	n/a	8/9/2023	0.0099	No	28	0.01029	0.00185	3.571	None	No	0.0001937	Param Intra 1 of 2
Vanadium (mg/L)	GWC-12	0.0052	n/a	8/9/2023	0.002ND	No	28	n/a	n/a	85.71	n/a	n/a	0.002337	NP Intra (NDs) 1 of 2
Vanadium (mg/L)	GWC-13	0.0062	n/a	8/9/2023	0.0016J	No	28	n/a	n/a	60.71	n/a	n/a	0.002337	NP Intra (NDs) 1 of 2
Vanadium (mg/L)	GWC-14	0.0062	n/a	8/9/2023	0.00079J	No	28	n/a	n/a	71.43	n/a	n/a	0.002337	NP Intra (NDs) 1 of 2
Vanadium (mg/L)	GWC-18	0.01099	n/a	8/9/2023	0.0061	No	28	0.08101	0.009376	3.571	None	sqrt(x)	0.0001937	Param Intra 1 of 2
Vanadium (mg/L)	GWC-19	0.01039	n/a	8/8/2023	0.007	No	28	0.007152	0.001274	0	None	No	0.0001937	Param Intra 1 of 2
Vanadium (mg/L)	GWC-2	0.01927	n/a	8/9/2023	0.016	No	28	0.0001928	0.00007035	3.571	None	x^2	0.0001937	Param Intra 1 of 2
Vanadium (mg/L)	GWC-20	0.02297	n/a	8/8/2023	0.018	No	28	0.0003022	0.00008879	3.571	None	x^2	0.0001937	Param Intra 1 of 2
Vanadium (mg/L)	GWC-3	0.01092	n/a	8/9/2023	0.0057	No	27	0.00652	0.001723	3.704	None	No	0.0001937	Param Intra 1 of 2
Vanadium (mg/L)	GWC-4	0.01187	n/a	8/8/2023	0.0056	No	28	0.007401	0.001762	3.571	None	No	0.0001937	Param Intra 1 of 2
Vanadium (mg/L)	GWC-5	0.006856	n/a	8/8/2023	0.0018J	No	28	0.05297	0.01175	21.43	Kaplan-Meier	sqrt(x)	0.0001937	Param Intra 1 of 2
Vanadium (mg/L)	GWC-6	0.01384	n/a	8/8/2023	0.0094	No	28	0.008906	0.001944	3.571	None	No	0.0001937	Param Intra 1 of 2
Vanadium (mg/L)	GWC-7	0.01674	n/a	8/8/2023	0.012	No	28	0.00000228	9.5e-7	3.571	None	x^3	0.0001937	Param Intra 1 of 2
Vanadium (mg/L)	GWC-8A	0.05466	n/a	8/8/2023	0.001ND	No	25	0.09712	0.05288	12	None	sqrt(x)	0.0001937	Param Intra 1 of 2
Vanadium (mg/L)	GWC-9	0.02837	n/a	8/8/2023	0.019	No	28	0.01637	0.004727	3.571	None	No	0.0001937	Param Intra 1 of 2
Zinc (mg/L)	GWA-15	0.006	n/a	8/3/2023	0.005ND	No	28	n/a	n/a	96.43	n/a	n/a	0.002337	NP Intra (NDs) 1 of 2
Zinc (mg/L)	GWA-16	0.015	n/a	8/3/2023	0.0035J	No	28	n/a	n/a	96.43	n/a	n/a	0.002337	NP Intra (NDs) 1 of 2
Zinc (mg/L)	GWA-17	0.0084	n/a	8/3/2023	0.005ND	No	28	n/a	n/a	89.29	n/a	n/a	0.002337	NP Intra (NDs) 1 of 2
Zinc (mg/L)	GWC-1	0.005	n/a	8/9/2023	0.005ND	No	28	n/a	n/a	92.86	n/a	n/a	0.002337	NP Intra (NDs) 1 of 2
Zinc (mg/L)	GWC-10	0.005	n/a	8/9/2023	0.005ND	No	28	n/a	n/a	96.43	n/a	n/a	0.002337	NP Intra (NDs) 1 of 2
Zinc (mg/L)	GWC-11	0.018	n/a	8/9/2023	0.005ND	No	27	n/a	n/a	77.78	n/a	n/a	0.002502	NP Intra (NDs) 1 of 2
Zinc (mg/L)	GWC-12	0.0065	n/a	8/9/2023	0.005ND	No	28	n/a	n/a	82.14	n/a	n/a	0.002337	NP Intra (NDs) 1 of 2
Zinc (mg/L)	GWC-13	0.015	n/a	8/9/2023	0.0031J	No	28	n/a	n/a	75	n/a	n/a	0.002337	NP Intra (NDs) 1 of 2
Zinc (mg/L)	GWC-14	0.005	n/a	8/9/2023	0.005ND	No	28	n/a	n/a	96.43	n/a	n/a	0.002337	NP Intra (NDs) 1 of 2
Zinc (mg/L)	GWC-18	0.0077	n/a	8/9/2023	0.005ND	No	28	n/a	n/a	96.43	n/a	n/a	0.002337	NP Intra (NDs) 1 of 2
Zinc (mg/L)	GWC-19	0.0059	n/a	8/8/2023	0.005ND	No	27	n/a	n/a	96.3	n/a	n/a	0.002502	NP Intra (NDs) 1 of 2
Zinc (mg/L)	GWC-2	0.015	n/a	8/9/2023	0.0046J	No	28	n/a	n/a	92.86	n/a	n/a	0.002337	NP Intra (NDs) 1 of 2
Zinc (mg/L)	GWC-20	0.0065	n/a	8/8/2023	0.005ND	No	28	n/a	n/a	92.86	n/a	n/a	0.002337	NP Intra (NDs) 1 of 2
Zinc (mg/L)	GWC-3	0.0069	n/a	8/9/2023	0.005ND	No	25	n/a	n/a	92	n/a	n/a	0.002832	NP Intra (NDs) 1 of 2
Zinc (mg/L)	GWC-4	0.006	n/a	8/8/2023	0.005ND	No	28	n/a	n/a	92.86	n/a	n/a	0.002337	NP Intra (NDs) 1 of 2
Zinc (mg/L)	GWC-5	0.0089	n/a	8/8/2023	0.005ND	No	27	n/a	n/a	70.37	n/a	n/a	0.002502	NP Intra (NDs) 1 of 2
Zinc (mg/L)	GWC-6	0.0062	n/a	8/8/2023	0.005ND	No	28	n/a	n/a	96.43	n/a	n/a	0.002337	NP Intra (NDs) 1 of 2
Zinc (mg/L)	GWC-7	0.0074	n/a	8/8/2023	0.005ND	No	28	n/a	n/a	92.86	n/a	n/a	0.002337	NP Intra (NDs) 1 of 2
Zinc (mg/L)	GWC-8A	0.085	n/a	8/8/2023	0.005ND	No	25	n/a	n/a	48	n/a	n/a	0.002832	NP Intra (normality) 1 of 2
Zinc (mg/L)	GWC-9	0.005	n/a	8/8/2023	0.005ND	No	28	n/a	n/a	96.43	n/a	n/a	0.002337	NP Intra (NDs) 1 of 2

Within Limit

Prediction Limit Intrawell Non-parametric

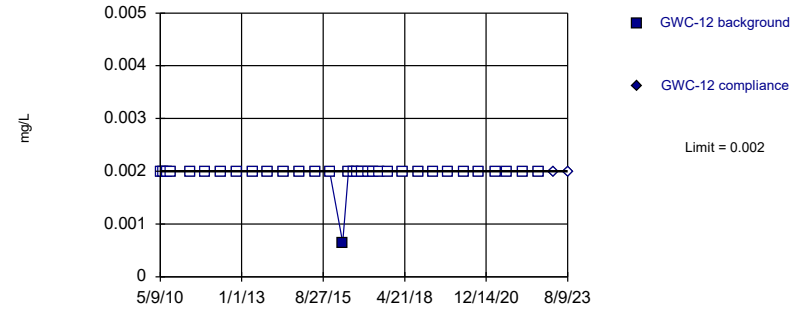


Non-parametric test used in lieu of parametric prediction limit because censored data exceeded 50%. Limit is highest of 33 background values. 96.97% NDs. Well-constituent pair annual alpha = 0.003399. Individual comparison alpha = 0.001701 (1 of 2).

Constituent: Antimony, Total Analysis Run 9/26/2023 2:26 PM View: Appendix I - Intrawell
Plant Scherer Client: Southern Company Data: Scherer Cell 1-CCR

Within Limit

Prediction Limit Intrawell Non-parametric

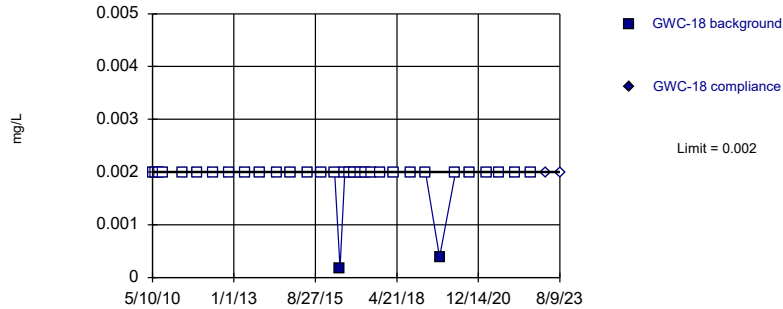


Non-parametric test used in lieu of parametric prediction limit because censored data exceeded 50%. Limit is highest of 33 background values. 96.97% NDs. Well-constituent pair annual alpha = 0.003399. Individual comparison alpha = 0.001701 (1 of 2).

Constituent: Antimony, Total Analysis Run 9/26/2023 2:26 PM View: Appendix I - Intrawell
Plant Scherer Client: Southern Company Data: Scherer Cell 1-CCR

Within Limit

Prediction Limit Intrawell Non-parametric

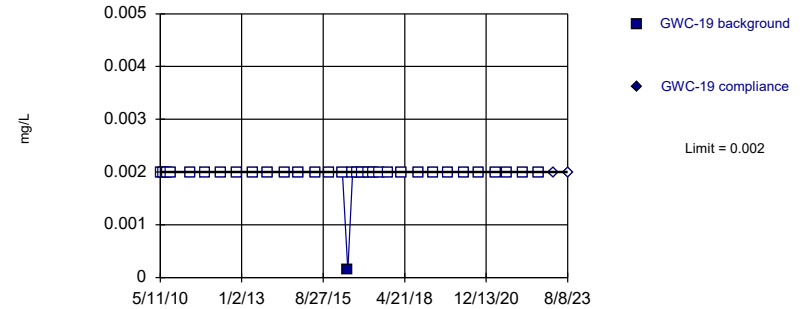


Non-parametric test used in lieu of parametric prediction limit because censored data exceeded 50%. Limit is highest of 33 background values. 93.94% NDs. Well-constituent pair annual alpha = 0.003399. Individual comparison alpha = 0.001701 (1 of 2).

Constituent: Antimony, Total Analysis Run 9/26/2023 2:26 PM View: Appendix I - Intrawell
Plant Scherer Client: Southern Company Data: Scherer Cell 1-CCR

Within Limit

Prediction Limit Intrawell Non-parametric

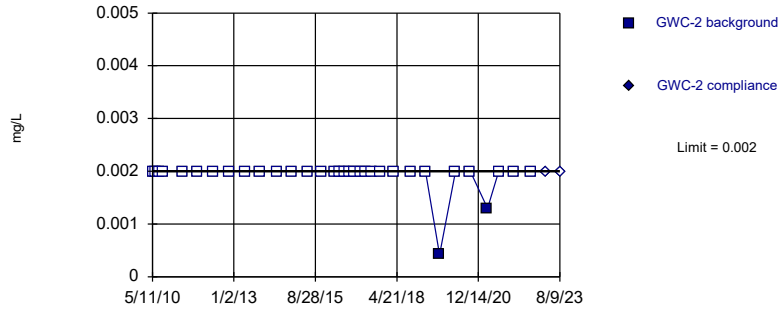


Non-parametric test used in lieu of parametric prediction limit because censored data exceeded 50%. Limit is highest of 33 background values. 96.97% NDs. Well-constituent pair annual alpha = 0.003399. Individual comparison alpha = 0.001701 (1 of 2).

Constituent: Antimony, Total Analysis Run 9/26/2023 2:26 PM View: Appendix I - Intrawell
Plant Scherer Client: Southern Company Data: Scherer Cell 1-CCR

Within Limit

Prediction Limit Intrawell Non-parametric

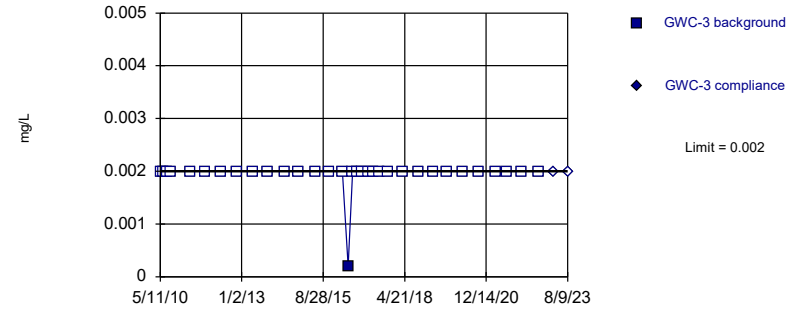


Non-parametric test used in lieu of parametric prediction limit because censored data exceeded 50%. Limit is highest of 33 background values. 93.94% NDs. Well-constituent pair annual alpha = 0.003399. Individual comparison alpha = 0.001701 (1 of 2).

Constituent: Antimony, Total Analysis Run 9/26/2023 2:26 PM View: Appendix I - Intrawell
Plant Scherer Client: Southern Company Data: Scherer Cell 1-CCR

Within Limit

Prediction Limit Intrawell Non-parametric

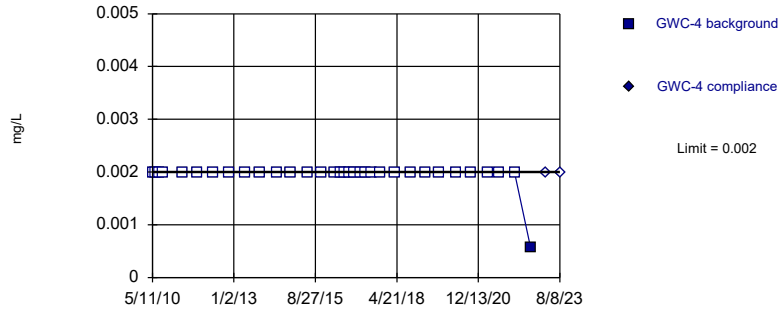


Non-parametric test used in lieu of parametric prediction limit because censored data exceeded 50%. Limit is highest of 33 background values. 96.97% NDs. Well-constituent pair annual alpha = 0.003399. Individual comparison alpha = 0.001701 (1 of 2).

Constituent: Antimony, Total Analysis Run 9/26/2023 2:26 PM View: Appendix I - Intrawell
Plant Scherer Client: Southern Company Data: Scherer Cell 1-CCR

Within Limit

Prediction Limit Intrawell Non-parametric

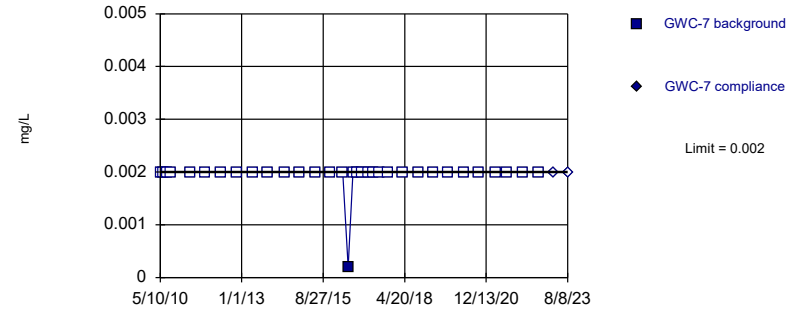


Non-parametric test used in lieu of parametric prediction limit because censored data exceeded 50%. Limit is highest of 33 background values. 96.97% NDs. Well-constituent pair annual alpha = 0.003399. Individual comparison alpha = 0.001701 (1 of 2).

Constituent: Antimony, Total Analysis Run 9/26/2023 2:26 PM View: Appendix I - Intrawell
Plant Scherer Client: Southern Company Data: Scherer Cell 1-CCR

Within Limit

Prediction Limit Intrawell Non-parametric

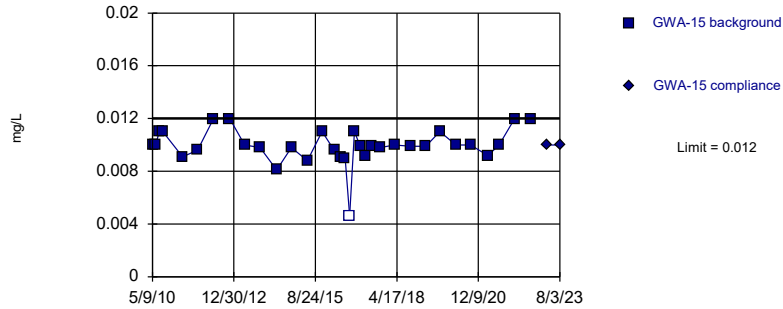


Non-parametric test used in lieu of parametric prediction limit because censored data exceeded 50%. Limit is highest of 33 background values. 96.97% NDs. Well-constituent pair annual alpha = 0.003399. Individual comparison alpha = 0.001701 (1 of 2).

Constituent: Antimony, Total Analysis Run 9/26/2023 2:26 PM View: Appendix I - Intrawell
Plant Scherer Client: Southern Company Data: Scherer Cell 1-CCR

Within Limit

Prediction Limit
Intrawell Non-parametric

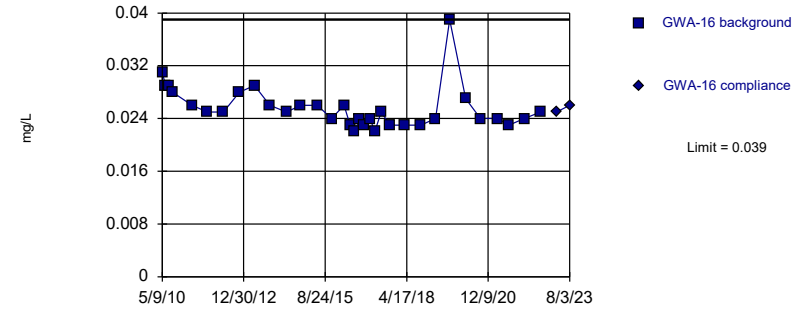


Non-parametric test used in lieu of parametric prediction limit because the Shapiro Wilk normality test showed the data to be non-normal at the 0.01 alpha level. Limit is highest of 33 background values. 3.03% NDs. Well-constituent pair annual alpha = 0.003399. Individual comparison alpha = 0.001701 (1 of 2).

Constituent: Barium, Total Analysis Run 9/26/2023 2:26 PM View: Appendix I - Intrawell
Plant Scherer Client: Southern Company Data: Scherer Cell 1-CCR

Within Limit

Prediction Limit
Intrawell Non-parametric

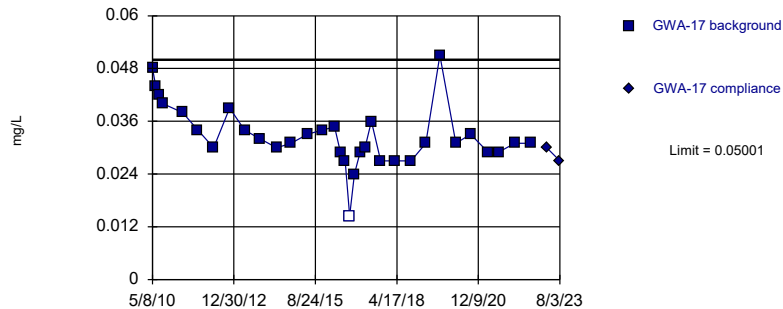


Non-parametric test used in lieu of parametric prediction limit because the Shapiro Wilk normality test showed the data to be non-normal at the 0.01 alpha level. Limit is highest of 33 background values. Well-constituent pair annual alpha = 0.003399. Individual comparison alpha = 0.001701 (1 of 2).

Constituent: Barium, Total Analysis Run 9/26/2023 2:26 PM View: Appendix I - Intrawell
Plant Scherer Client: Southern Company Data: Scherer Cell 1-CCR

Within Limit

Prediction Limit
Intrawell Parametric

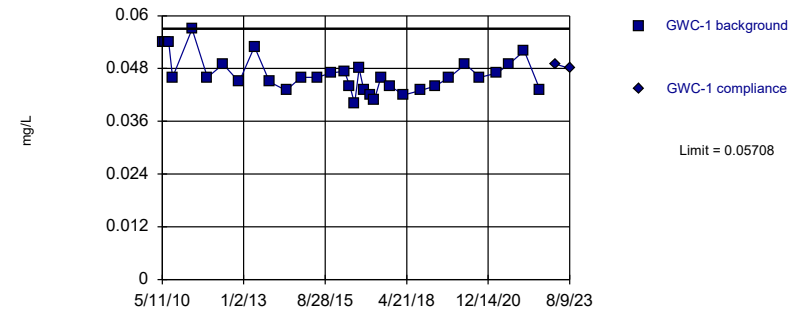


Background Data Summary: Mean=0.03273, Std. Dev.=0.006966, n=33, 3.03% NDs. Normality test: Shapiro Wilk @alpha = 0.01, calculated = 0.9333, critical = 0.906. Kappa = 2.481 (c=16, w=17, 1 of 2, event alpha = 0.05132). Report alpha = 0.0001937.

Constituent: Barium, Total Analysis Run 9/26/2023 2:26 PM View: Appendix I - Intrawell
Plant Scherer Client: Southern Company Data: Scherer Cell 1-CCR

Within Limit

Prediction Limit
Intrawell Parametric

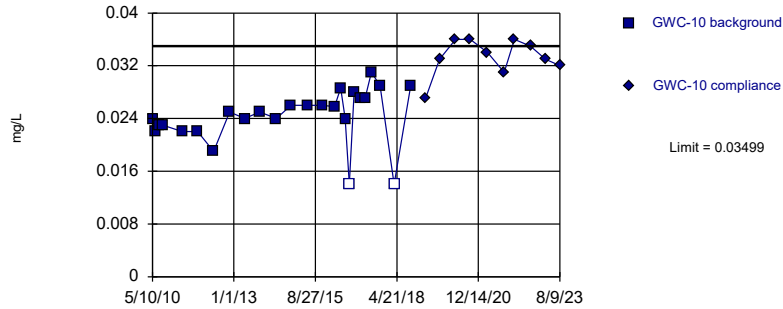


Background Data Summary: Mean=0.04671, Std. Dev.=0.004181, n=33. Normality test: Shapiro Wilk @alpha = 0.01, calculated = 0.9285, critical = 0.906. Kappa = 2.481 (c=16, w=17, 1 of 2, event alpha = 0.05132). Report alpha = 0.0001937.

Constituent: Barium, Total Analysis Run 9/26/2023 2:26 PM View: Appendix I - Intrawell
Plant Scherer Client: Southern Company Data: Scherer Cell 1-CCR

Within Limit

Prediction Limit
Intrawell Parametric

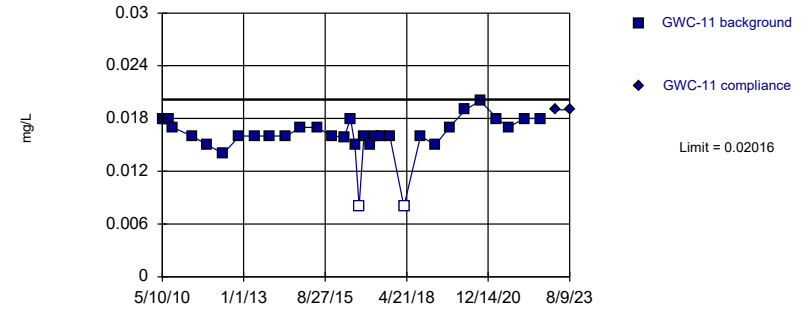


Background Data Summary: Mean=0.02434, Std. Dev.=0.004121, n=25, 8% NDs. Normality test: Shapiro Wilk @alpha = 0.01, calculated = 0.9043, critical = 0.888. Kappa = 2.585 (c=16, w=17, 1 of 2, event alpha = 0.05132). Report alpha = 0.0001937.

Constituent: Barium, Total Analysis Run 9/26/2023 2:26 PM View: Appendix I - Intrawell
Plant Scherer Client: Southern Company Data: Scherer Cell 1-CCR

Within Limit

Prediction Limit
Intrawell Parametric

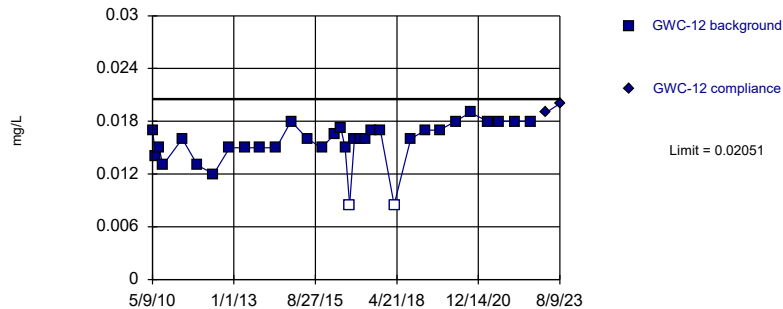


Background Data Summary (based on cube transformation): Mean=0.000004442, Std. Dev.=0.00000151, n=33, 6.061% NDs. Normality test: Shapiro Wilk @alpha = 0.01, calculated = 0.9105, critical = 0.906. Kappa = 2.481 (c=16, w=17, 1 of 2, event alpha = 0.05132). Report alpha = 0.0001937.

Constituent: Barium, Total Analysis Run 9/26/2023 2:26 PM View: Appendix I - Intrawell
Plant Scherer Client: Southern Company Data: Scherer Cell 1-CCR

Within Limit

Prediction Limit
Intrawell Parametric

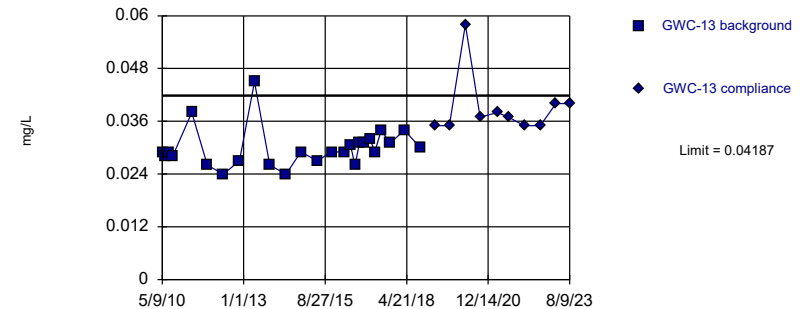


Background Data Summary (based on square transformation): Mean=0.0002503, Std. Dev.=0.00006867, n=33, 6.061% NDs. Normality test: Shapiro Wilk @alpha = 0.01, calculated = 0.912, critical = 0.906. Kappa = 2.481 (c=16, w=17, 1 of 2, event alpha = 0.05132). Report alpha = 0.0001937.

Constituent: Barium, Total Analysis Run 9/26/2023 2:26 PM View: Appendix I - Intrawell
Plant Scherer Client: Southern Company Data: Scherer Cell 1-CCR

Within Limit

Prediction Limit
Intrawell Parametric

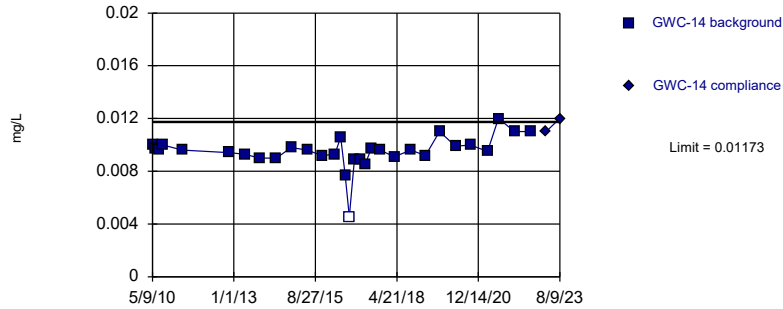


Background Data Summary (based on cube root transformation): Mean=0.3096, Std. Dev.=0.01457, n=25. Normality test: Shapiro Wilk @alpha = 0.01, calculated = 0.8937, critical = 0.888. Kappa = 2.585 (c=16, w=17, 1 of 2, event alpha = 0.05132). Report alpha = 0.0001937.

Constituent: Barium, Total Analysis Run 9/26/2023 2:26 PM View: Appendix I - Intrawell
Plant Scherer Client: Southern Company Data: Scherer Cell 1-CCR

Exceeds Limit

Prediction Limit
Intrawell Parametric

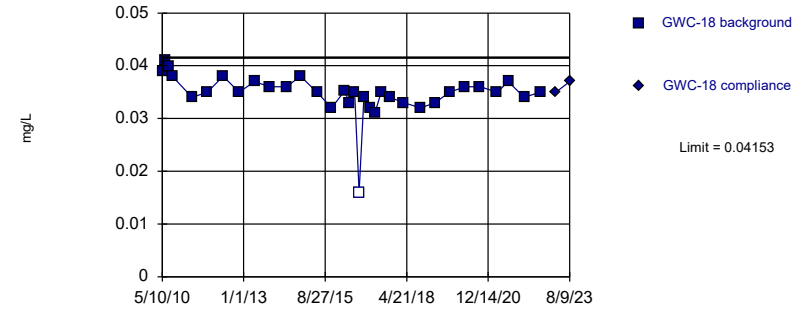


Background Data Summary (based on cube transformation): Mean=8.9e-7, Std. Dev.=2.9e-7, n=31, 3.226% NDs. Normality test: Shapiro Wilk @alpha = 0.01, calculated = 0.9162, critical = 0.902. Kappa = 2.5 (c=16, w=17, 1 of 2, event alpha = 0.05132). Report alpha = 0.0001937.

Constituent: Barium, Total Analysis Run 9/26/2023 2:26 PM View: Appendix I - Intrawell
Plant Scherer Client: Southern Company Data: Scherer Cell 1-CCR

Within Limit

Prediction Limit
Intrawell Parametric

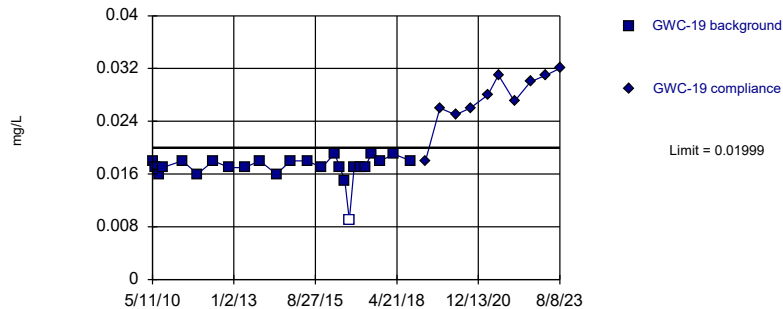


Background Data Summary (based on cube transformation): Mean=0.00004329, Std. Dev.=0.00001142, n=33, 3.03% NDs. Normality test: Shapiro Wilk @alpha = 0.01, calculated = 0.9206, critical = 0.906. Kappa = 2.481 (c=16, w=17, 1 of 2, event alpha = 0.05132). Report alpha = 0.0001937.

Constituent: Barium, Total Analysis Run 9/26/2023 2:26 PM View: Appendix I - Intrawell
Plant Scherer Client: Southern Company Data: Scherer Cell 1-CCR

Exceeds Limit

Prediction Limit
Intrawell Parametric

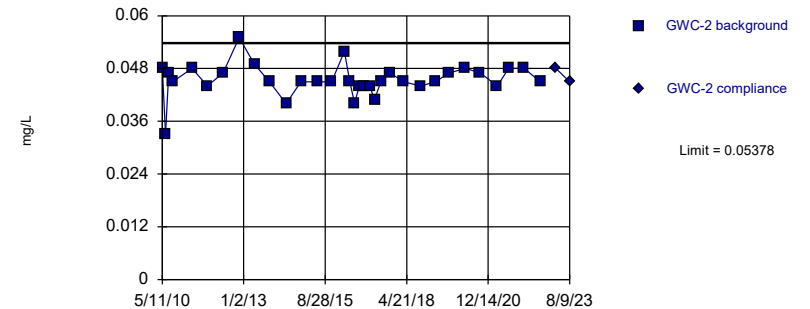


Background Data Summary (based on x^4 transformation): Mean=9.0e-8, Std. Dev.=2.7e-8, n=25, 4% NDs. Normality test: Shapiro Wilk @alpha = 0.01, calculated = 0.8905, critical = 0.888. Kappa = 2.585 (c=16, w=17, 1 of 2, event alpha = 0.05132). Report alpha = 0.0001937.

Constituent: Barium, Total Analysis Run 9/26/2023 2:27 PM View: Appendix I - Intrawell
Plant Scherer Client: Southern Company Data: Scherer Cell 1-CCR

Within Limit

Prediction Limit
Intrawell Parametric

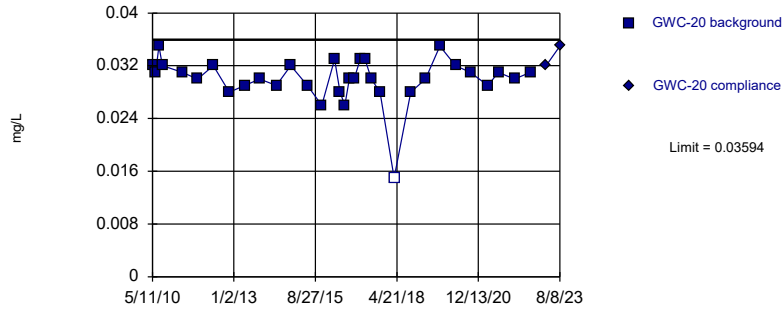


Background Data Summary (based on square transformation): Mean=0.002076, Std. Dev.=0.000329, n=33. Normality test: Shapiro Wilk @alpha = 0.01, calculated = 0.9084, critical = 0.906. Kappa = 2.481 (c=16, w=17, 1 of 2, event alpha = 0.05132). Report alpha = 0.0001937.

Constituent: Barium, Total Analysis Run 9/26/2023 2:27 PM View: Appendix I - Intrawell
Plant Scherer Client: Southern Company Data: Scherer Cell 1-CCR

Within Limit

Prediction Limit
Intrawell Parametric

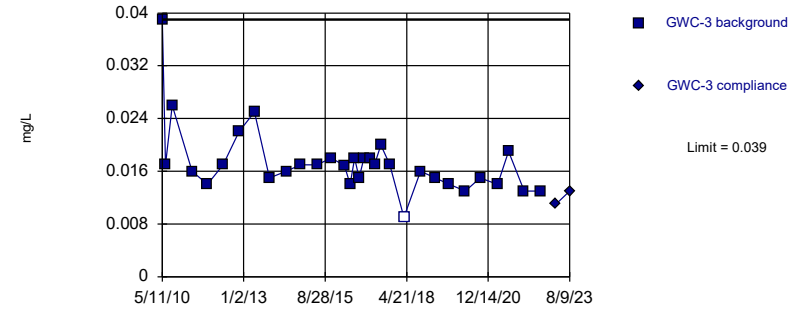


Background Data Summary (based on cube transformation): Mean=0.00002786, Std. Dev.=0.000007479, n=33, 3.03% NDs. Normality test: Shapiro Wilk @alpha = 0.01, calculated = 0.9375, critical = 0.906. Kappa = 2.481 (c=16, w=17, 1 of 2, event alpha = 0.05132). Report alpha = 0.0001937.

Constituent: Barium, Total Analysis Run 9/26/2023 2:27 PM View: Appendix I - Intrawell
Plant Scherer Client: Southern Company Data: Scherer Cell 1-CCR

Within Limit

Prediction Limit
Intrawell Non-parametric

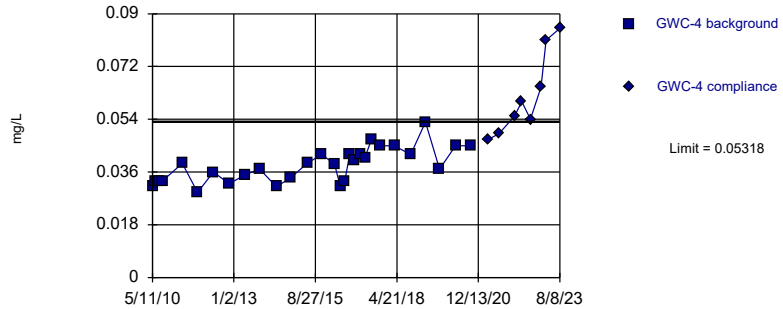


Non-parametric test used in lieu of parametric prediction limit because the Shapiro Wilk normality test showed the data to be non-normal at the 0.01 alpha level. Limit is highest of 32 background values. 3.125% NDs. Well-constituent pair annual alpha = 0.003603. Individual comparison alpha = 0.001803 (1 of 2).

Constituent: Barium, Total Analysis Run 9/26/2023 2:27 PM View: Appendix I - Intrawell
Plant Scherer Client: Southern Company Data: Scherer Cell 1-CCR

Exceeds Limit

Prediction Limit
Intrawell Parametric

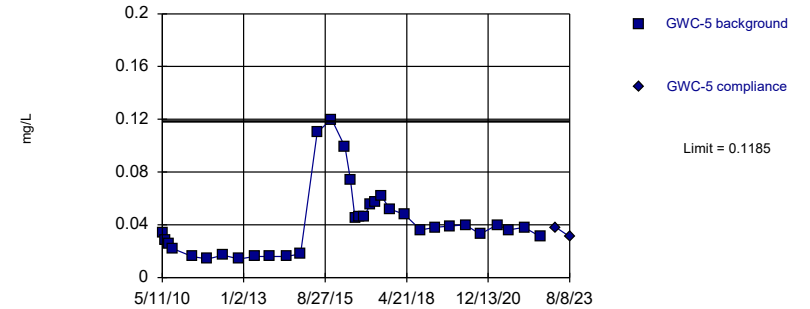


Background Data Summary: Mean=0.0383, Std. Dev.=0.005897, n=29. Normality test: Shapiro Wilk @alpha = 0.01, calculated = 0.9543, critical = 0.898. Kappa = 2.524 (c=16, w=17, 1 of 2, event alpha = 0.05132). Report alpha = 0.0001937.

Constituent: Barium, Total Analysis Run 9/26/2023 2:27 PM View: Appendix I - Intrawell
Plant Scherer Client: Southern Company Data: Scherer Cell 1-CCR

Within Limit

Prediction Limit
Intrawell Parametric

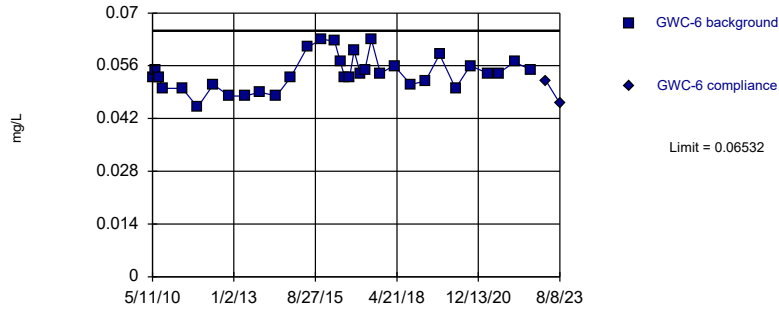


Background Data Summary (based on square root transformation): Mean=0.196, Std. Dev.=0.05974, n=33. Normality test: Shapiro Wilk @alpha = 0.01, calculated = 0.9162, critical = 0.906. Kappa = 2.481 (c=16, w=17, 1 of 2, event alpha = 0.05132). Report alpha = 0.0001937.

Constituent: Barium, Total Analysis Run 9/26/2023 2:27 PM View: Appendix I - Intrawell
Plant Scherer Client: Southern Company Data: Scherer Cell 1-CCR

Within Limit

Prediction Limit
Intrawell Parametric

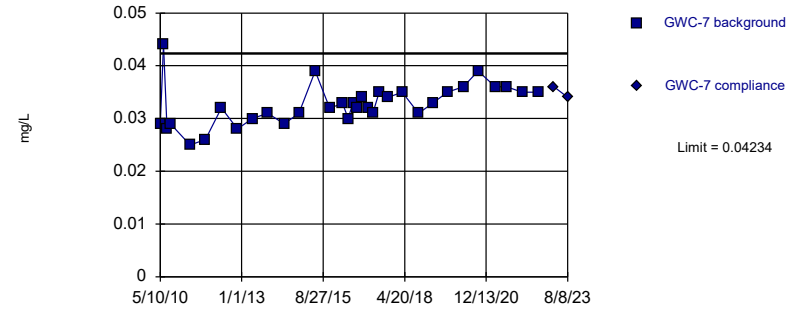


Background Data Summary: Mean=0.05402, Std. Dev.=0.004555, n=33. Normality test: Shapiro Wilk @alpha = 0.01, calculated = 0.9593, critical = 0.906. Kappa = 2.481 (c=16, w=17, 1 of 2, event alpha = 0.05132). Report alpha = 0.0001937.

Constituent: Barium, Total Analysis Run 9/26/2023 2:27 PM View: Appendix I - Intrawell
Plant Scherer Client: Southern Company Data: Scherer Cell 1-CCR

Within Limit

Prediction Limit
Intrawell Parametric

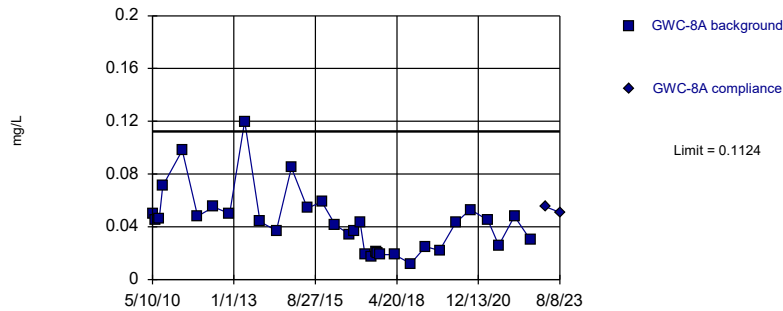


Background Data Summary: Mean=0.03266, Std. Dev.=0.003902, n=33. Normality test: Shapiro Wilk @alpha = 0.01, calculated = 0.9702, critical = 0.906. Kappa = 2.481 (c=16, w=17, 1 of 2, event alpha = 0.05132). Report alpha = 0.0001937.

Constituent: Barium, Total Analysis Run 9/26/2023 2:27 PM View: Appendix I - Intrawell
Plant Scherer Client: Southern Company Data: Scherer Cell 1-CCR

Within Limit

Prediction Limit
Intrawell Parametric

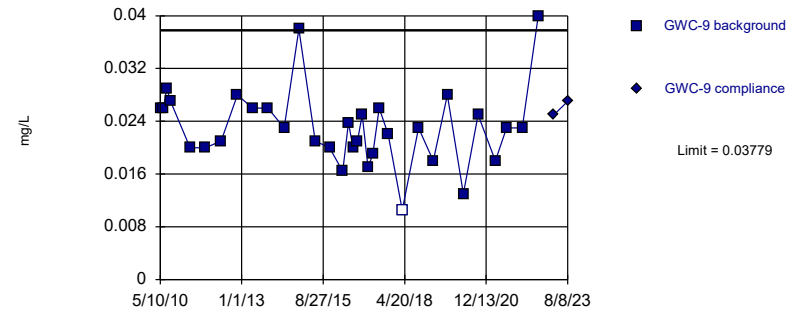


Background Data Summary (based on square root transformation): Mean=0.2018, Std. Dev.=0.05378, n=33. Normality test: Shapiro Wilk @alpha = 0.01, calculated = 0.948, critical = 0.906. Kappa = 2.481 (c=16, w=17, 1 of 2, event alpha = 0.05132). Report alpha = 0.0001937.

Constituent: Barium, Total Analysis Run 9/26/2023 2:27 PM View: Appendix I - Intrawell
Plant Scherer Client: Southern Company Data: Scherer Cell 1-CCR

Within Limit

Prediction Limit
Intrawell Parametric

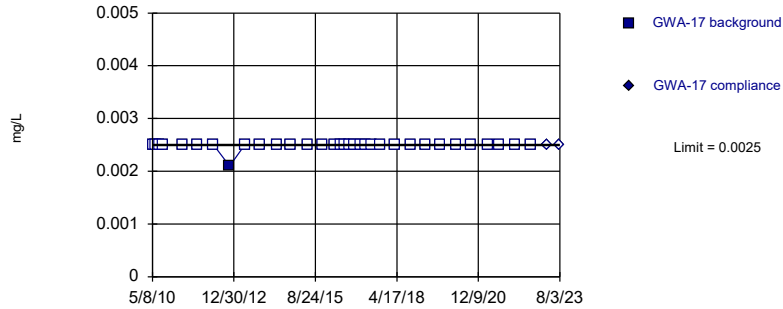


Background Data Summary: Mean=0.02311, Std. Dev.=0.005916, n=33, 3.03% NDs. Normality test: Shapiro Wilk @alpha = 0.01, calculated = 0.9377, critical = 0.906. Kappa = 2.481 (c=16, w=17, 1 of 2, event alpha = 0.05132). Report alpha = 0.0001937.

Constituent: Barium, Total Analysis Run 9/26/2023 2:27 PM View: Appendix I - Intrawell
Plant Scherer Client: Southern Company Data: Scherer Cell 1-CCR

Within Limit

Prediction Limit Intrawell Non-parametric

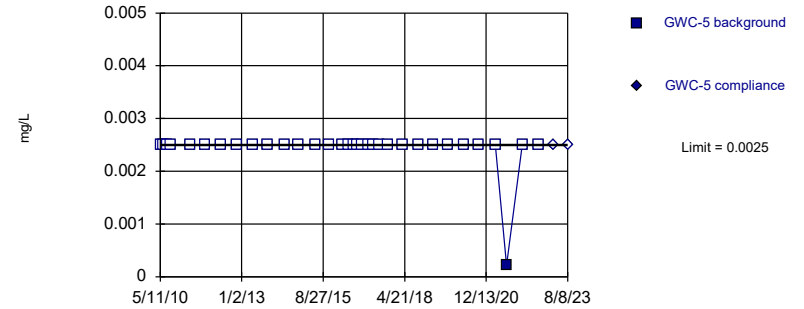


Non-parametric test used in lieu of parametric prediction limit because censored data exceeded 50%. Limit is highest of 33 background values. 96.97% NDs. Well-constituent pair annual alpha = 0.003399. Individual comparison alpha = 0.001701 (1 of 2).

Constituent: Beryllium, Total Analysis Run 9/26/2023 2:27 PM View: Appendix I - Intrawell
Plant Scherer Client: Southern Company Data: Scherer Cell 1-CCR

Within Limit

Prediction Limit Intrawell Non-parametric

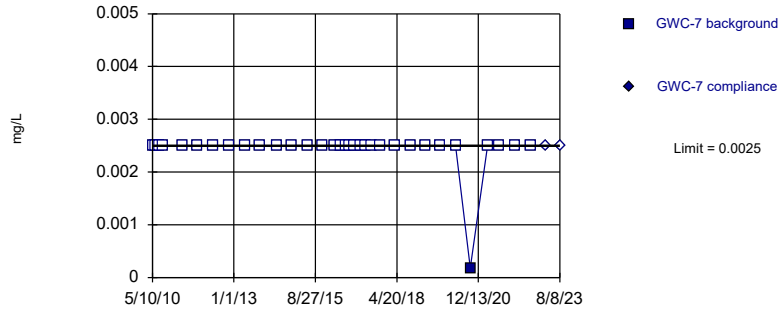


Non-parametric test used in lieu of parametric prediction limit because censored data exceeded 50%. Limit is highest of 33 background values. 96.97% NDs. Well-constituent pair annual alpha = 0.003399. Individual comparison alpha = 0.001701 (1 of 2).

Constituent: Beryllium, Total Analysis Run 9/26/2023 2:27 PM View: Appendix I - Intrawell
Plant Scherer Client: Southern Company Data: Scherer Cell 1-CCR

Within Limit

Prediction Limit Intrawell Non-parametric

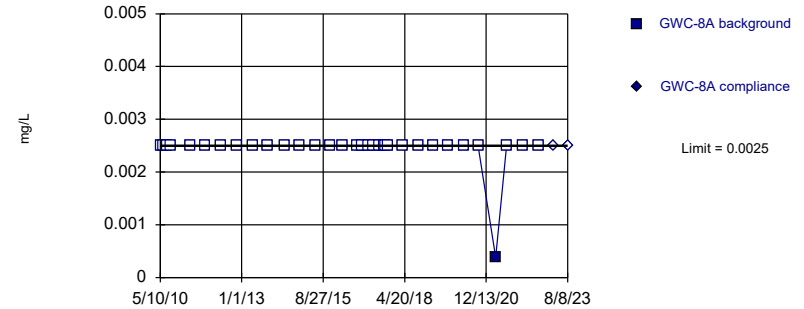


Non-parametric test used in lieu of parametric prediction limit because censored data exceeded 50%. Limit is highest of 33 background values. 96.97% NDs. Well-constituent pair annual alpha = 0.003399. Individual comparison alpha = 0.001701 (1 of 2).

Constituent: Beryllium, Total Analysis Run 9/26/2023 2:27 PM View: Appendix I - Intrawell
Plant Scherer Client: Southern Company Data: Scherer Cell 1-CCR

Within Limit

Prediction Limit Intrawell Non-parametric

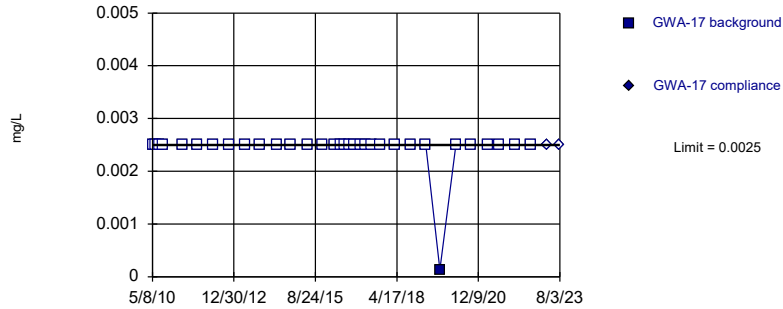


Non-parametric test used in lieu of parametric prediction limit because censored data exceeded 50%. Limit is highest of 33 background values. 96.97% NDs. Well-constituent pair annual alpha = 0.003399. Individual comparison alpha = 0.001701 (1 of 2).

Constituent: Beryllium, Total Analysis Run 9/26/2023 2:27 PM View: Appendix I - Intrawell
Plant Scherer Client: Southern Company Data: Scherer Cell 1-CCR

Within Limit

Prediction Limit Intrawell Non-parametric

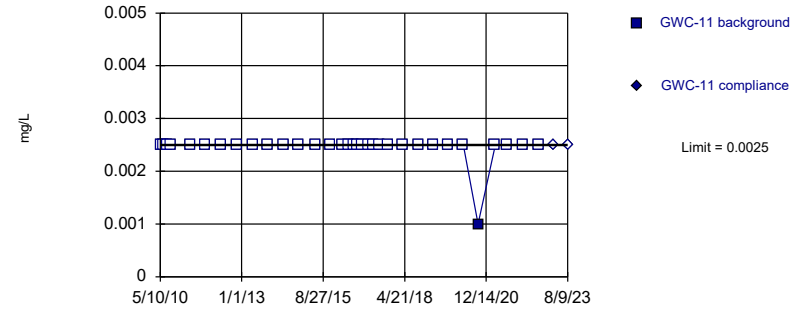


Non-parametric test used in lieu of parametric prediction limit because censored data exceeded 50%. Limit is highest of 33 background values. 96.97% NDs. Well-constituent pair annual alpha = 0.003399. Individual comparison alpha = 0.001701 (1 of 2).

Constituent: Cadmium, Total Analysis Run 9/26/2023 2:27 PM View: Appendix I - Intrawell
Plant Scherer Client: Southern Company Data: Scherer Cell 1-CCR

Within Limit

Prediction Limit Intrawell Non-parametric

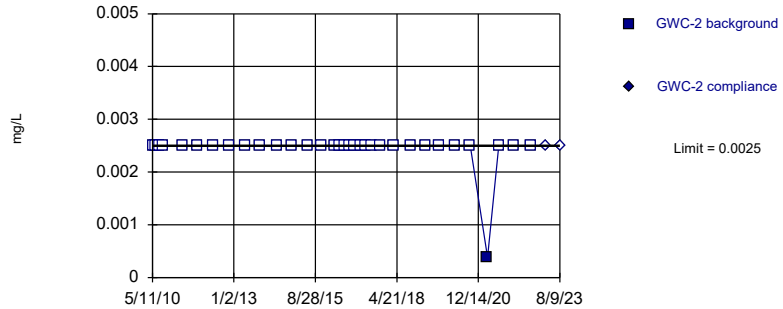


Non-parametric test used in lieu of parametric prediction limit because censored data exceeded 50%. Limit is highest of 33 background values. 96.97% NDs. Well-constituent pair annual alpha = 0.003399. Individual comparison alpha = 0.001701 (1 of 2).

Constituent: Cadmium, Total Analysis Run 9/26/2023 2:27 PM View: Appendix I - Intrawell
Plant Scherer Client: Southern Company Data: Scherer Cell 1-CCR

Within Limit

Prediction Limit Intrawell Non-parametric

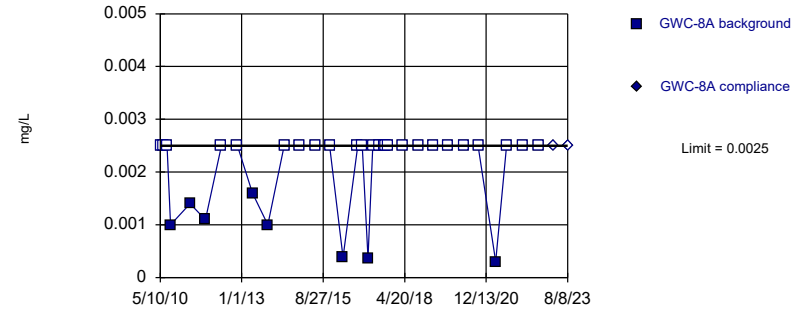


Non-parametric test used in lieu of parametric prediction limit because censored data exceeded 50%. Limit is highest of 33 background values. 96.97% NDs. Well-constituent pair annual alpha = 0.003399. Individual comparison alpha = 0.001701 (1 of 2).

Constituent: Cadmium, Total Analysis Run 9/26/2023 2:27 PM View: Appendix I - Intrawell
Plant Scherer Client: Southern Company Data: Scherer Cell 1-CCR

Within Limit

Prediction Limit Intrawell Non-parametric

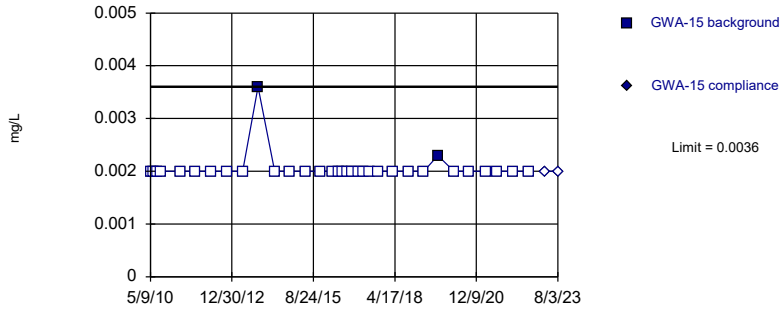


Non-parametric test used in lieu of parametric prediction limit because censored data exceeded 50%. Limit is highest of 33 background values. 75.76% NDs. Well-constituent pair annual alpha = 0.003399. Individual comparison alpha = 0.001701 (1 of 2).

Constituent: Cadmium, Total Analysis Run 9/26/2023 2:27 PM View: Appendix I - Intrawell
Plant Scherer Client: Southern Company Data: Scherer Cell 1-CCR

Within Limit

Prediction Limit
Intrawell Non-parametric

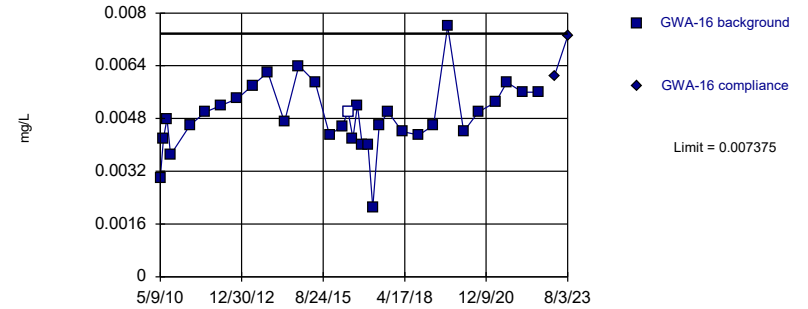


Non-parametric test used in lieu of parametric prediction limit because censored data exceeded 50%. Limit is highest of 33 background values. 93.94% NDs. Well-constituent pair annual alpha = 0.003399. Individual comparison alpha = 0.001701 (1 of 2).

Constituent: Chromium, Total Analysis Run 9/26/2023 2:27 PM View: Appendix I - Intrawell
Plant Scherer Client: Southern Company Data: Scherer Cell 1-CCR

Within Limit

Prediction Limit
Intrawell Parametric

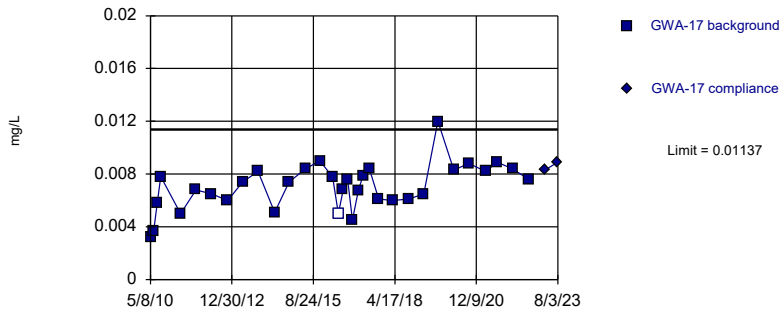


Background Data Summary: Mean=0.004866, Std. Dev.=0.001012, n=33, 3.03% NDs. Normality test: Shapiro Wilk @alpha = 0.01, calculated = 0.9729, critical = 0.906. Kappa = 2.481 (c=16, w=17, 1 of 2, event alpha = 0.05132). Report alpha = 0.0001937.

Constituent: Chromium, Total Analysis Run 9/26/2023 2:27 PM View: Appendix I - Intrawell
Plant Scherer Client: Southern Company Data: Scherer Cell 1-CCR

Within Limit

Prediction Limit
Intrawell Parametric

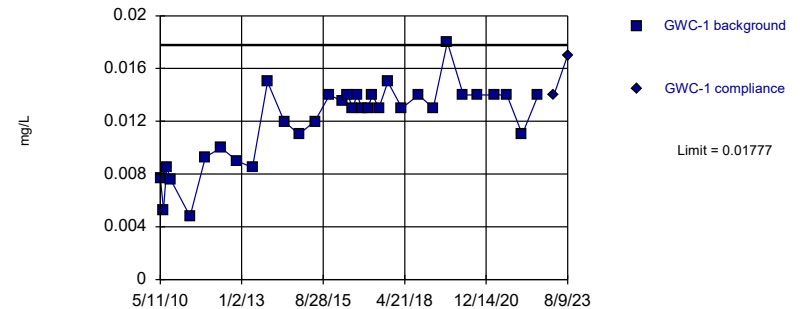


Background Data Summary: Mean=0.007027, Std. Dev.=0.001753, n=33, 3.03% NDs. Normality test: Shapiro Wilk @alpha = 0.01, calculated = 0.9666, critical = 0.906. Kappa = 2.481 (c=16, w=17, 1 of 2, event alpha = 0.05132). Report alpha = 0.0001937.

Constituent: Chromium, Total Analysis Run 9/26/2023 2:27 PM View: Appendix I - Intrawell
Plant Scherer Client: Southern Company Data: Scherer Cell 1-CCR

Within Limit

Prediction Limit
Intrawell Parametric

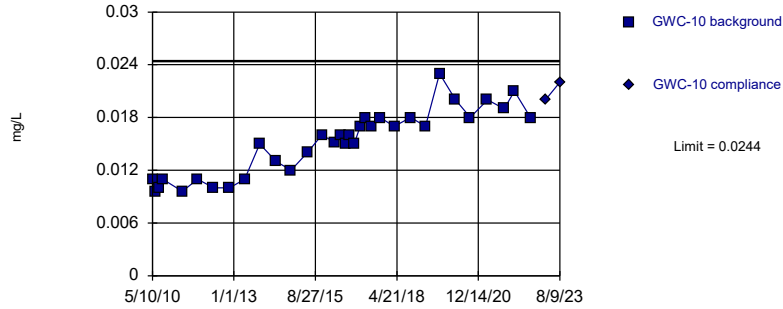


Background Data Summary (based on square transformation): Mean=0.0001527, Std. Dev.=0.00006579, n=33. Normality test: Shapiro Wilk @alpha = 0.01, calculated = 0.9222, critical = 0.906. Kappa = 2.481 (c=16, w=17, 1 of 2, event alpha = 0.05132). Report alpha = 0.0001937.

Constituent: Chromium, Total Analysis Run 9/26/2023 2:27 PM View: Appendix I - Intrawell
Plant Scherer Client: Southern Company Data: Scherer Cell 1-CCR

Within Limit

Prediction Limit
Intrawell Parametric

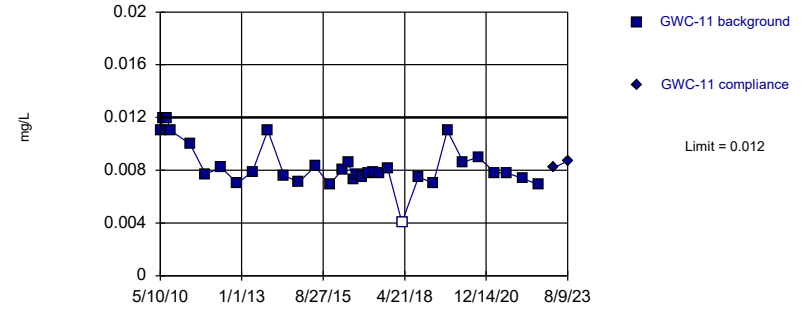


Background Data Summary: Mean=0.01519, Std. Dev.=0.003713, n=33. Normality test: Shapiro Wilk @alpha = 0.01, calculated = 0.9394, critical = 0.906. Kappa = 2.481 (c=16, w=17, 1 of 2, event alpha = 0.05132). Report alpha = 0.0001937.

Constituent: Chromium, Total Analysis Run 9/26/2023 2:27 PM View: Appendix I - Intrawell
Plant Scherer Client: Southern Company Data: Scherer Cell 1-CCR

Within Limit

Prediction Limit
Intrawell Non-parametric

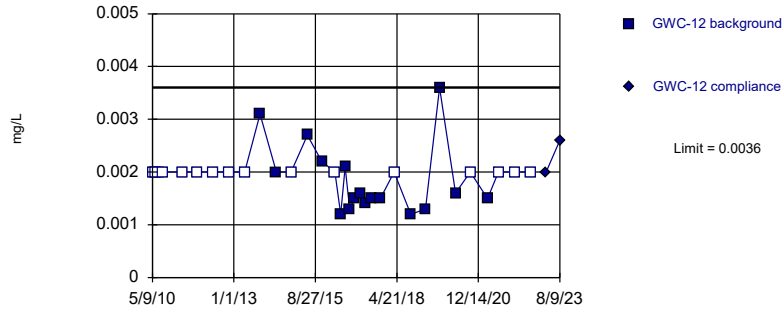


Non-parametric test used in lieu of parametric prediction limit because the Shapiro Wilk normality test showed the data to be non-normal at the 0.01 alpha level. Limit is highest of 33 background values. 3.03% NDs. Well-constituent pair annual alpha = 0.003399. Individual comparison alpha = 0.001701 (1 of 2).

Constituent: Chromium, Total Analysis Run 9/26/2023 2:27 PM View: Appendix I - Intrawell
Plant Scherer Client: Southern Company Data: Scherer Cell 1-CCR

Within Limit

Prediction Limit
Intrawell Non-parametric

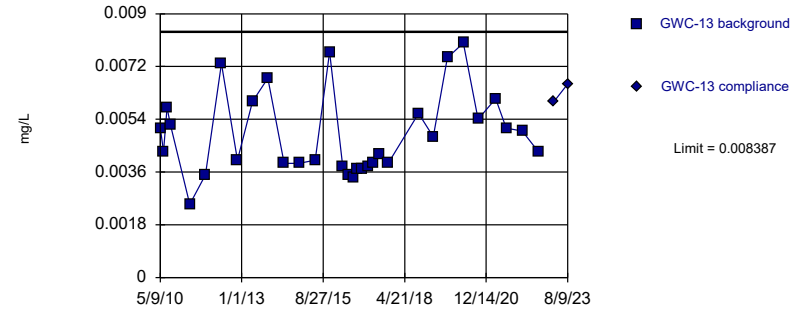


Non-parametric test used in lieu of parametric prediction limit because the Shapiro Wilk normality test showed the data to be non-normal at the 0.01 alpha level. Limit is highest of 33 background values. 45.45% NDs. Well-constituent pair annual alpha = 0.003399. Individual comparison alpha = 0.001701 (1 of 2).

Constituent: Chromium, Total Analysis Run 9/26/2023 2:27 PM View: Appendix I - Intrawell
Plant Scherer Client: Southern Company Data: Scherer Cell 1-CCR

Within Limit

Prediction Limit
Intrawell Parametric

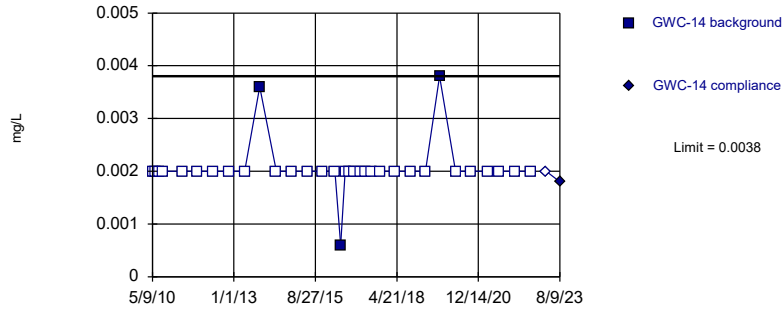


Background Data Summary: Mean=0.004866, Std. Dev.=0.001414, n=32. Normality test: Shapiro Wilk @alpha = 0.01, calculated = 0.9074, critical = 0.904. Kappa = 2.49 (c=16, w=17, 1 of 2, event alpha = 0.05132). Report alpha = 0.0001937.

Constituent: Chromium, Total Analysis Run 9/26/2023 2:27 PM View: Appendix I - Intrawell
Plant Scherer Client: Southern Company Data: Scherer Cell 1-CCR

Within Limit

Prediction Limit
Intrawell Non-parametric

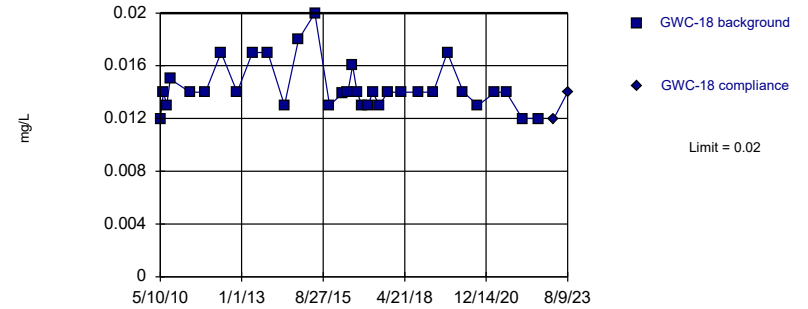


Non-parametric test used in lieu of parametric prediction limit because censored data exceeded 50%. Limit is highest of 33 background values. 90.91% NDs. Well-constituent pair annual alpha = 0.003399. Individual comparison alpha = 0.001701 (1 of 2).

Constituent: Chromium, Total Analysis Run 9/26/2023 2:27 PM View: Appendix I - Intrawell
Plant Scherer Client: Southern Company Data: Scherer Cell 1-CCR

Within Limit

Prediction Limit
Intrawell Non-parametric

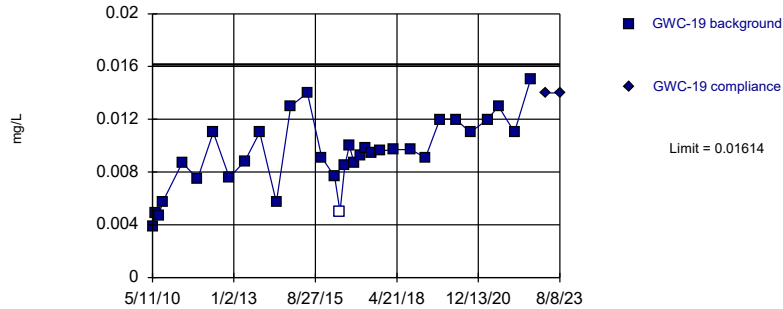


Non-parametric test used in lieu of parametric prediction limit because the Shapiro Wilk normality test showed the data to be non-normal at the 0.01 alpha level. Limit is highest of 33 background values. Well-constituent pair annual alpha = 0.003399. Individual comparison alpha = 0.001701 (1 of 2).

Constituent: Chromium, Total Analysis Run 9/26/2023 2:27 PM View: Appendix I - Intrawell
Plant Scherer Client: Southern Company Data: Scherer Cell 1-CCR

Within Limit

Prediction Limit
Intrawell Parametric

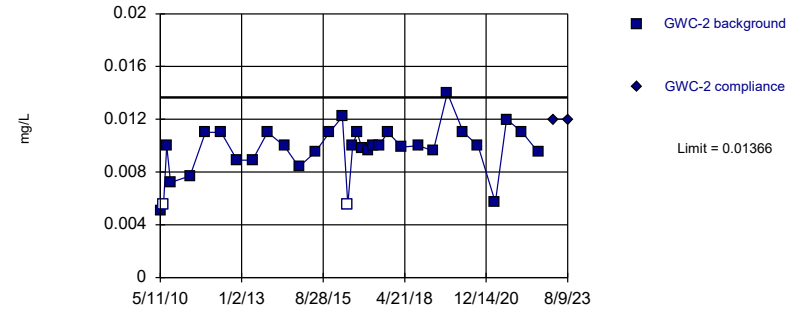


Background Data Summary: Mean=0.009335, Std. Dev.=0.002745, n=33, 3.03% NDs. Normality test: Shapiro Wilk @alpha = 0.01, calculated = 0.9697, critical = 0.906. Kappa = 2.481 (c=16, w=17, 1 of 2, event alpha = 0.05132). Report alpha = 0.0001937.

Constituent: Chromium, Total Analysis Run 9/26/2023 2:27 PM View: Appendix I - Intrawell
Plant Scherer Client: Southern Company Data: Scherer Cell 1-CCR

Within Limit

Prediction Limit
Intrawell Parametric

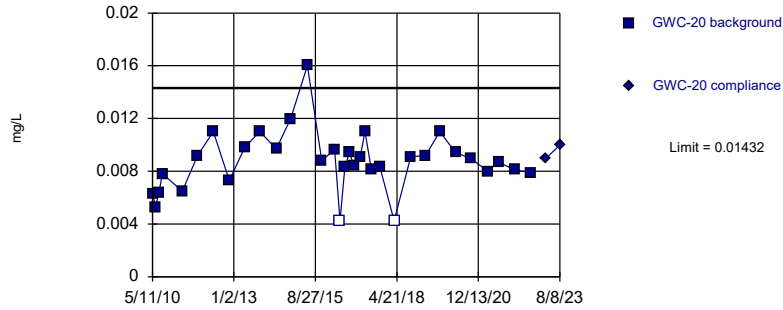


Background Data Summary (based on square transformation): Mean=0.00009621, Std. Dev.=0.0000364, n=33, 6.061% NDs. Normality test: Shapiro Wilk @alpha = 0.01, calculated = 0.9323, critical = 0.906. Kappa = 2.481 (c=16, w=17, 1 of 2, event alpha = 0.05132). Report alpha = 0.0001937.

Constituent: Chromium, Total Analysis Run 9/26/2023 2:27 PM View: Appendix I - Intrawell
Plant Scherer Client: Southern Company Data: Scherer Cell 1-CCR

Within Limit

Prediction Limit
Intrawell Parametric

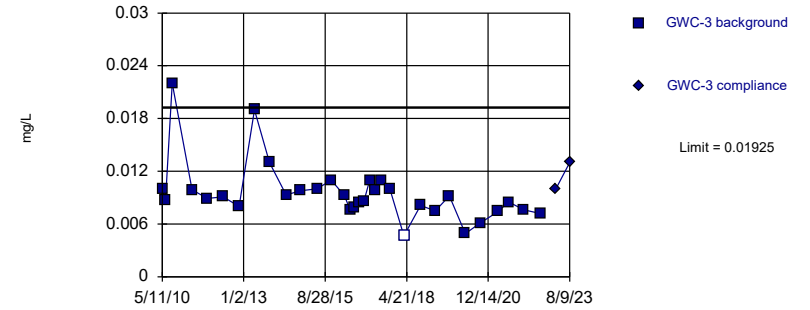


Background Data Summary: Mean=0.008735, Std. Dev.=0.002253, n=33, 6.061% NDs. Normality test: Shapiro Wilk @alpha = 0.01, calculated = 0.9385, critical = 0.906. Kappa = 2.481 (c=16, w=17, 1 of 2, event alpha = 0.05132). Report alpha = 0.0001937.

Constituent: Chromium, Total Analysis Run 9/26/2023 2:27 PM View: Appendix I - Intrawell
Plant Scherer Client: Southern Company Data: Scherer Cell 1-CCR

Within Limit

Prediction Limit
Intrawell Parametric

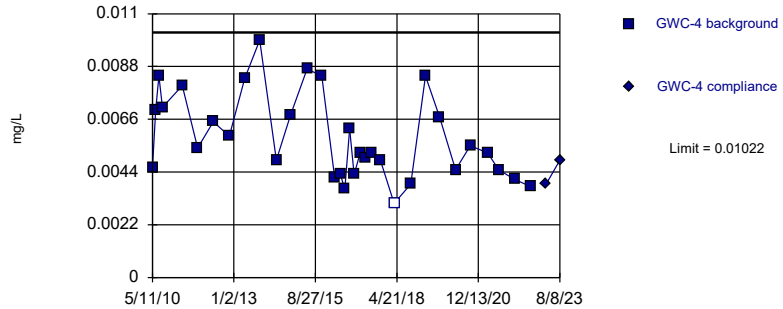


Background Data Summary (based on natural log transformation): Mean=4.706, Std. Dev.=0.3037, n=32, 3.125% NDs. Normality test: Shapiro Wilk @alpha = 0.01, calculated = 0.9069, critical = 0.904. Kappa = 2.49 (c=16, w=17, 1 of 2, event alpha = 0.05132). Report alpha = 0.0001937.

Constituent: Chromium, Total Analysis Run 9/26/2023 2:27 PM View: Appendix I - Intrawell
Plant Scherer Client: Southern Company Data: Scherer Cell 1-CCR

Within Limit

Prediction Limit
Intrawell Parametric

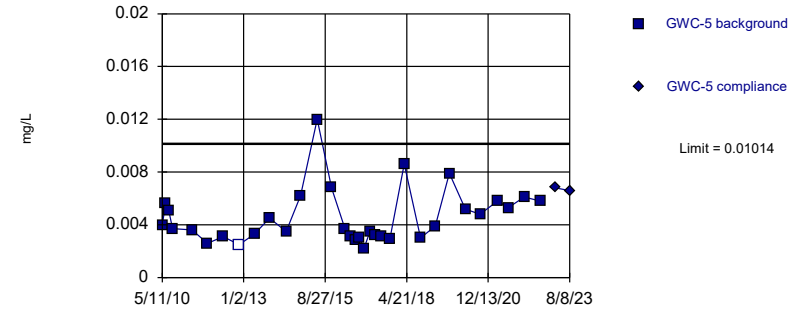


Background Data Summary: Mean=0.005836, Std. Dev.=0.001766, n=33, 3.03% NDs. Normality test: Shapiro Wilk @alpha = 0.01, calculated = 0.9302, critical = 0.906. Kappa = 2.481 (c=16, w=17, 1 of 2, event alpha = 0.05132). Report alpha = 0.0001937.

Constituent: Chromium, Total Analysis Run 9/26/2023 2:27 PM View: Appendix I - Intrawell
Plant Scherer Client: Southern Company Data: Scherer Cell 1-CCR

Within Limit

Prediction Limit
Intrawell Parametric

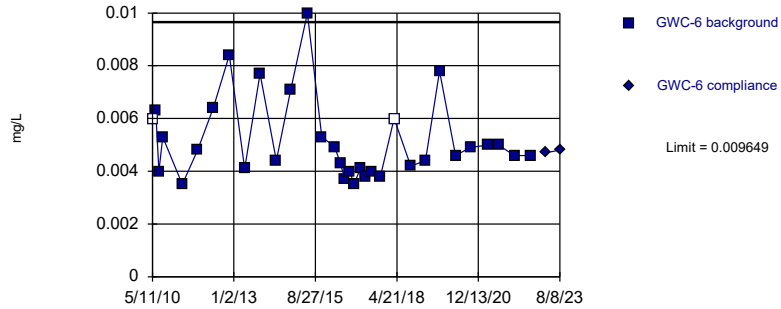


Background Data Summary (based on square root transformation): Mean=0.06609, Std. Dev.=0.01395, n=33, 3.03% NDs. Normality test: Shapiro Wilk @alpha = 0.01, calculated = 0.9075, critical = 0.906. Kappa = 2.481 (c=16, w=17, 1 of 2, event alpha = 0.05132). Report alpha = 0.0001937.

Constituent: Chromium, Total Analysis Run 9/26/2023 2:27 PM View: Appendix I - Intrawell
Plant Scherer Client: Southern Company Data: Scherer Cell 1-CCR

Within Limit

Prediction Limit
Intrawell Parametric

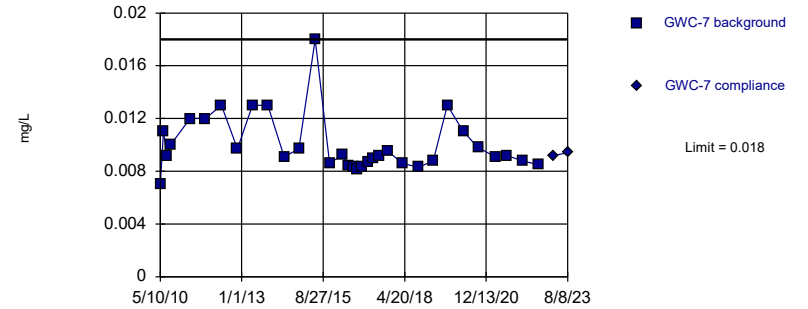


Background Data Summary (based on natural log transformation): Mean=5.302, Std. Dev.=0.2667, n=33, 6.061% NDs. Normality test: Shapiro Wilk @alpha = 0.01, calculated = 0.9178, critical = 0.906. Kappa = 2.481 (c=16, w=17, 1 of 2, event alpha = 0.05132). Report alpha = 0.0001937.

Constituent: Chromium, Total Analysis Run 9/26/2023 2:27 PM View: Appendix I - Intrawell
Plant Scherer Client: Southern Company Data: Scherer Cell 1-CCR

Within Limit

Prediction Limit
Intrawell Non-parametric

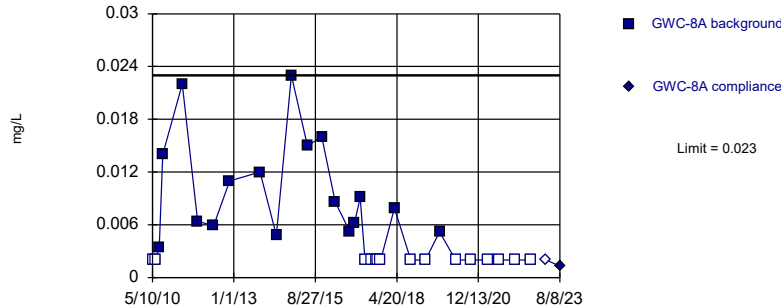


Non-parametric test used in lieu of parametric prediction limit because the Shapiro Wilk normality test showed the data to be non-normal at the 0.01 alpha level. Limit is highest of 33 background values. Well-constituent pair annual alpha = 0.003399. Individual comparison alpha = 0.001701 (1 of 2).

Constituent: Chromium, Total Analysis Run 9/26/2023 2:27 PM View: Appendix I - Intrawell
Plant Scherer Client: Southern Company Data: Scherer Cell 1-CCR

Within Limit

Prediction Limit
Intrawell Non-parametric

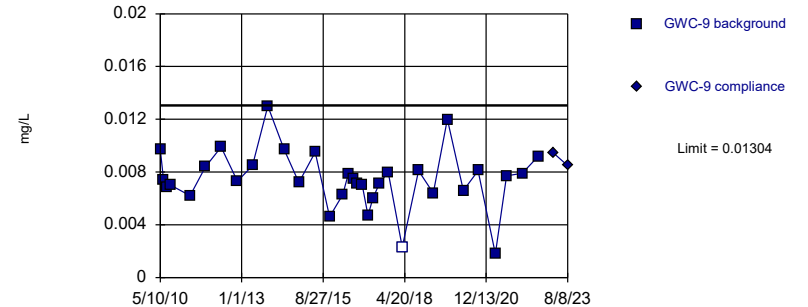


Non-parametric test used in lieu of parametric prediction limit because the Shapiro Wilk normality test showed the data to be non-normal at the 0.01 alpha level. Limit is highest of 32 background values. 46.88% NDs. Well-constituent pair annual alpha = 0.003603. Individual comparison alpha = 0.001803 (1 of 2).

Constituent: Chromium, Total Analysis Run 9/26/2023 2:27 PM View: Appendix I - Intrawell
Plant Scherer Client: Southern Company Data: Scherer Cell 1-CCR

Within Limit

Prediction Limit
Intrawell Parametric

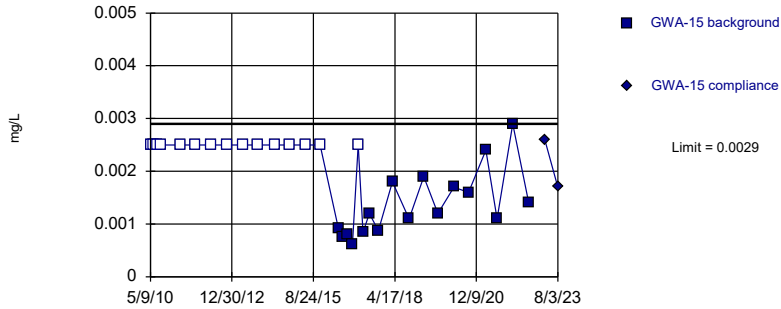


Background Data Summary: Mean=0.007481, Std. Dev.=0.002241, n=33, 3.03% NDs. Normality test: Shapiro Wilk @alpha = 0.01, calculated = 0.9456, critical = 0.906. Kappa = 2.481 (c=16, w=17, 1 of 2, event alpha = 0.05132). Report alpha = 0.0001937.

Constituent: Chromium, Total Analysis Run 9/26/2023 2:27 PM View: Appendix I - Intrawell
Plant Scherer Client: Southern Company Data: Scherer Cell 1-CCR

Within Limit

Prediction Limit Intrawell Non-parametric

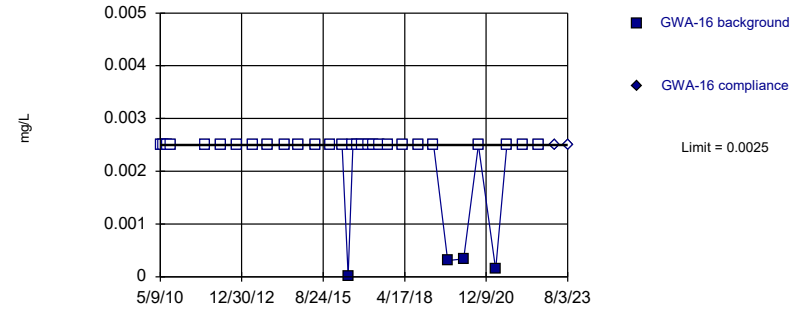


Non-parametric test used in lieu of parametric prediction limit because the Shapiro Wilk normality test showed the data to be non-normal at the 0.01 alpha level. Limit is highest of 32 background values. 46.88% NDs. Well-constituent pair annual alpha = 0.003603. Individual comparison alpha = 0.001803 (1 of 2).

Constituent: Cobalt, Total Analysis Run 9/26/2023 2:27 PM View: Appendix I - Intrawell
Plant Scherer Client: Southern Company Data: Scherer Cell 1-CCR

Within Limit

Prediction Limit Intrawell Non-parametric

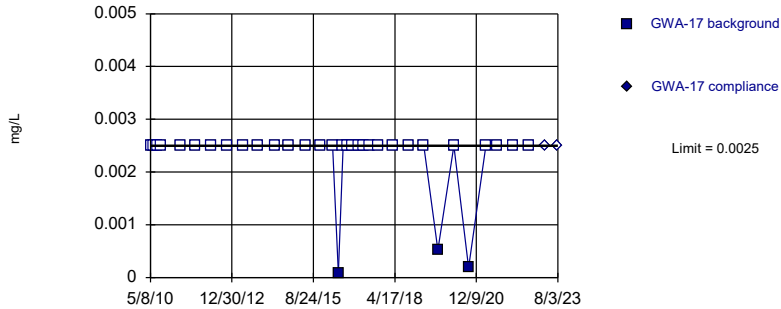


Non-parametric test used in lieu of parametric prediction limit because censored data exceeded 50%. Limit is highest of 32 background values. 87.5% NDs. Well-constituent pair annual alpha = 0.003603. Individual comparison alpha = 0.001803 (1 of 2).

Constituent: Cobalt, Total Analysis Run 9/26/2023 2:27 PM View: Appendix I - Intrawell
Plant Scherer Client: Southern Company Data: Scherer Cell 1-CCR

Within Limit

Prediction Limit Intrawell Non-parametric

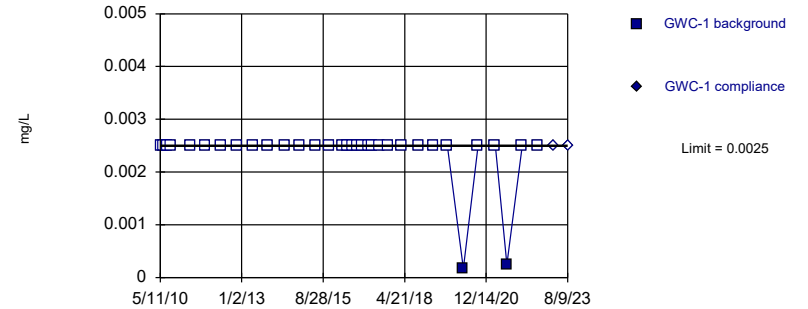


Non-parametric test used in lieu of parametric prediction limit because censored data exceeded 50%. Limit is highest of 33 background values. 90.91% NDs. Well-constituent pair annual alpha = 0.003399. Individual comparison alpha = 0.001701 (1 of 2).

Constituent: Cobalt, Total Analysis Run 9/26/2023 2:28 PM View: Appendix I - Intrawell
Plant Scherer Client: Southern Company Data: Scherer Cell 1-CCR

Within Limit

Prediction Limit Intrawell Non-parametric

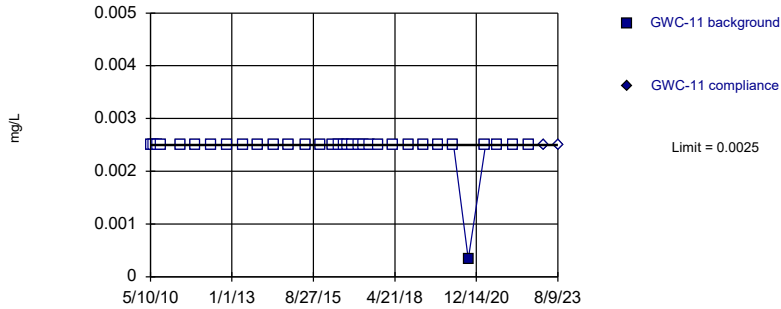


Non-parametric test used in lieu of parametric prediction limit because censored data exceeded 50%. Limit is highest of 33 background values. 93.94% NDs. Well-constituent pair annual alpha = 0.003399. Individual comparison alpha = 0.001701 (1 of 2).

Constituent: Cobalt, Total Analysis Run 9/26/2023 2:28 PM View: Appendix I - Intrawell
Plant Scherer Client: Southern Company Data: Scherer Cell 1-CCR

Within Limit

Prediction Limit Intrawell Non-parametric

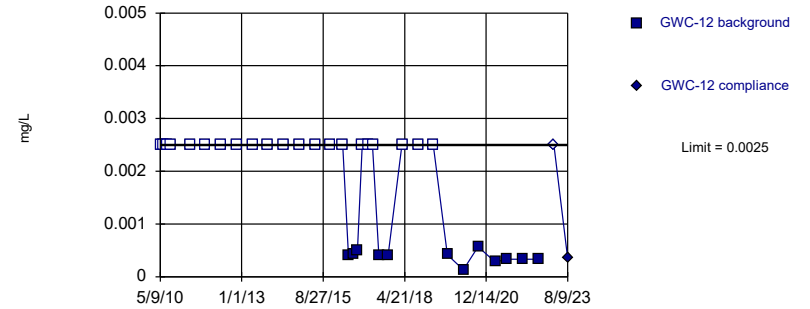


Non-parametric test used in lieu of parametric prediction limit because censored data exceeded 50%. Limit is highest of 33 background values. 96.97% NDs. Well-constituent pair annual alpha = 0.003399. Individual comparison alpha = 0.001701 (1 of 2).

Constituent: Cobalt, Total Analysis Run 9/26/2023 2:28 PM View: Appendix I - Intrawell
Plant Scherer Client: Southern Company Data: Scherer Cell 1-CCR

Within Limit

Prediction Limit Intrawell Non-parametric

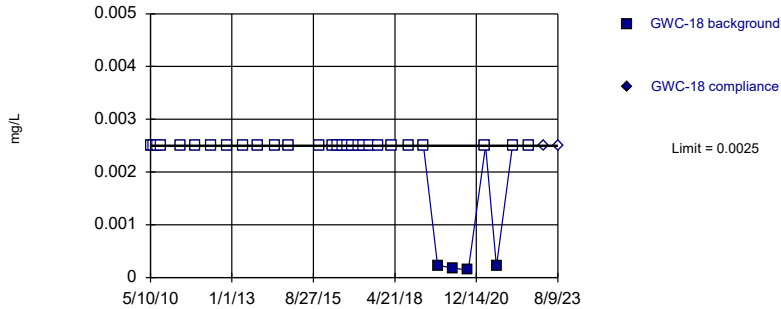


Non-parametric test used in lieu of parametric prediction limit because censored data exceeded 50%. Limit is highest of 33 background values. 63.64% NDs. Well-constituent pair annual alpha = 0.003399. Individual comparison alpha = 0.001701 (1 of 2).

Constituent: Cobalt, Total Analysis Run 9/26/2023 2:28 PM View: Appendix I - Intrawell
Plant Scherer Client: Southern Company Data: Scherer Cell 1-CCR

Within Limit

Prediction Limit Intrawell Non-parametric

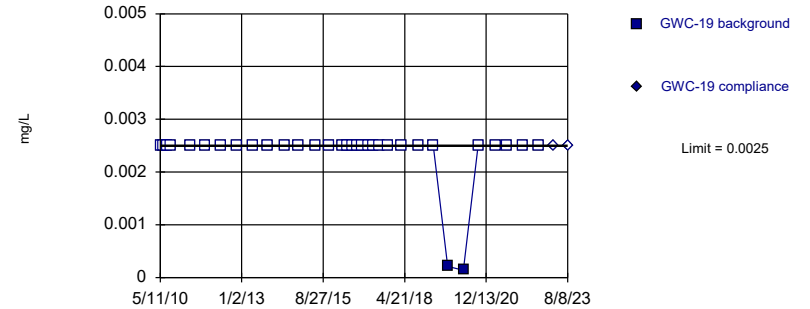


Non-parametric test used in lieu of parametric prediction limit because censored data exceeded 50%. Limit is highest of 32 background values. 87.5% NDs. Well-constituent pair annual alpha = 0.003603. Individual comparison alpha = 0.001803 (1 of 2).

Constituent: Cobalt, Total Analysis Run 9/26/2023 2:28 PM View: Appendix I - Intrawell
Plant Scherer Client: Southern Company Data: Scherer Cell 1-CCR

Within Limit

Prediction Limit Intrawell Non-parametric

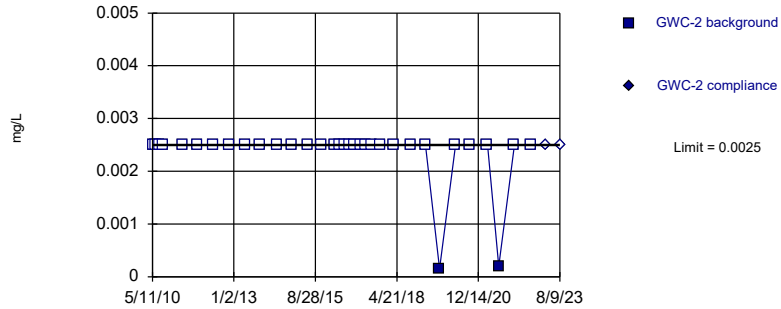


Non-parametric test used in lieu of parametric prediction limit because censored data exceeded 50%. Limit is highest of 33 background values. 93.94% NDs. Well-constituent pair annual alpha = 0.003399. Individual comparison alpha = 0.001701 (1 of 2).

Constituent: Cobalt, Total Analysis Run 9/26/2023 2:28 PM View: Appendix I - Intrawell
Plant Scherer Client: Southern Company Data: Scherer Cell 1-CCR

Within Limit

Prediction Limit Intrawell Non-parametric

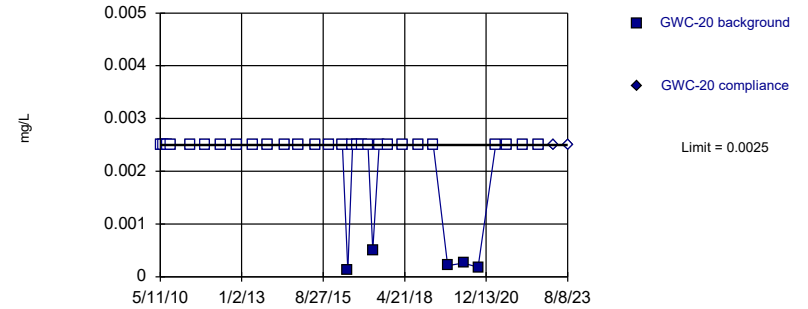


Non-parametric test used in lieu of parametric prediction limit because censored data exceeded 50%. Limit is highest of 33 background values. 93.94% NDs. Well-constituent pair annual alpha = 0.003399. Individual comparison alpha = 0.001701 (1 of 2).

Constituent: Cobalt, Total Analysis Run 9/26/2023 2:28 PM View: Appendix I - Intrawell
Plant Scherer Client: Southern Company Data: Scherer Cell 1-CCR

Within Limit

Prediction Limit Intrawell Non-parametric

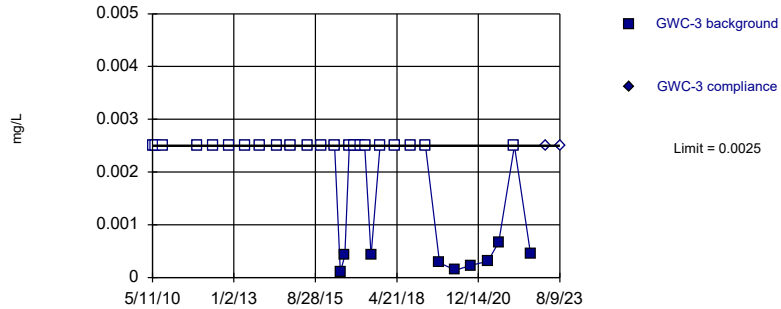


Non-parametric test used in lieu of parametric prediction limit because censored data exceeded 50%. Limit is highest of 33 background values. 84.85% NDs. Well-constituent pair annual alpha = 0.003399. Individual comparison alpha = 0.001701 (1 of 2).

Constituent: Cobalt, Total Analysis Run 9/26/2023 2:28 PM View: Appendix I - Intrawell
Plant Scherer Client: Southern Company Data: Scherer Cell 1-CCR

Within Limit

Prediction Limit Intrawell Non-parametric

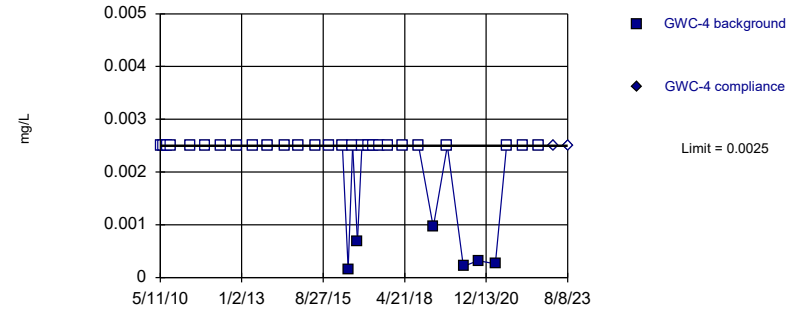


Non-parametric test used in lieu of parametric prediction limit because censored data exceeded 50%. Limit is highest of 31 background values. 70.97% NDs. Well-constituent pair annual alpha = 0.003807. Individual comparison alpha = 0.001905 (1 of 2).

Constituent: Cobalt, Total Analysis Run 9/26/2023 2:28 PM View: Appendix I - Intrawell
Plant Scherer Client: Southern Company Data: Scherer Cell 1-CCR

Within Limit

Prediction Limit Intrawell Non-parametric

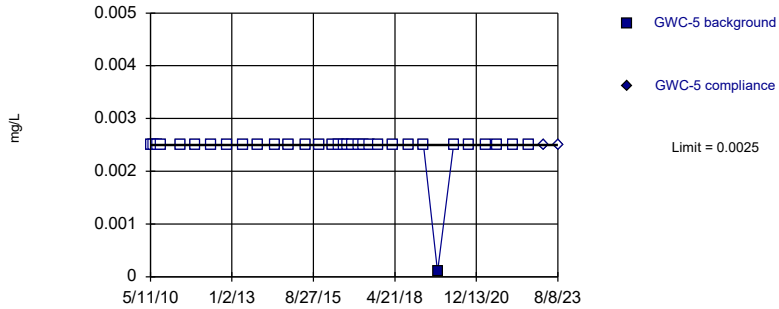


Non-parametric test used in lieu of parametric prediction limit because censored data exceeded 50%. Limit is highest of 33 background values. 81.82% NDs. Well-constituent pair annual alpha = 0.003399. Individual comparison alpha = 0.001701 (1 of 2).

Constituent: Cobalt, Total Analysis Run 9/26/2023 2:28 PM View: Appendix I - Intrawell
Plant Scherer Client: Southern Company Data: Scherer Cell 1-CCR

Within Limit

Prediction Limit
Intrawell Non-parametric

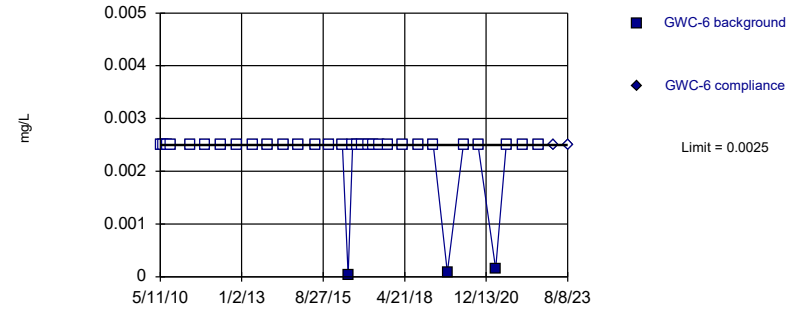


Non-parametric test used in lieu of parametric prediction limit because censored data exceeded 50%. Limit is highest of 33 background values. 96.97% NDs. Well-constituent pair annual alpha = 0.003399. Individual comparison alpha = 0.001701 (1 of 2).

Constituent: Cobalt, Total Analysis Run 9/26/2023 2:28 PM View: Appendix I - Intrawell
Plant Scherer Client: Southern Company Data: Scherer Cell 1-CCR

Within Limit

Prediction Limit
Intrawell Non-parametric

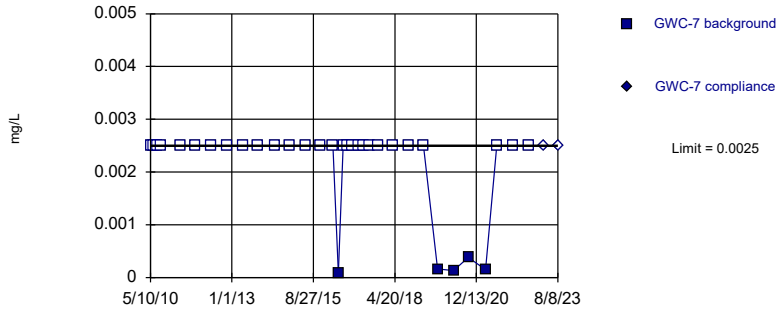


Non-parametric test used in lieu of parametric prediction limit because censored data exceeded 50%. Limit is highest of 33 background values. 90.91% NDs. Well-constituent pair annual alpha = 0.003399. Individual comparison alpha = 0.001701 (1 of 2).

Constituent: Cobalt, Total Analysis Run 9/26/2023 2:28 PM View: Appendix I - Intrawell
Plant Scherer Client: Southern Company Data: Scherer Cell 1-CCR

Within Limit

Prediction Limit
Intrawell Non-parametric

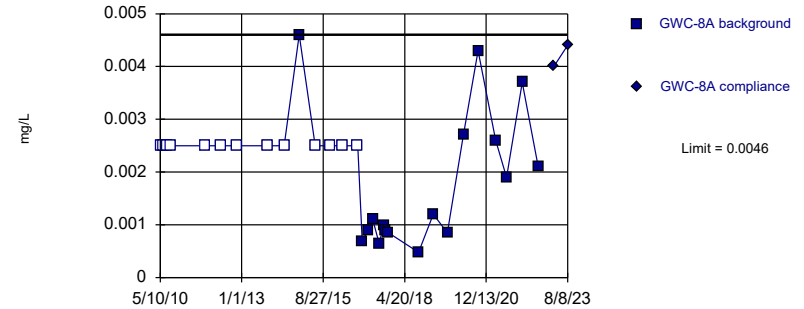


Non-parametric test used in lieu of parametric prediction limit because censored data exceeded 50%. Limit is highest of 33 background values. 84.85% NDs. Well-constituent pair annual alpha = 0.003399. Individual comparison alpha = 0.001701 (1 of 2).

Constituent: Cobalt, Total Analysis Run 9/26/2023 2:28 PM View: Appendix I - Intrawell
Plant Scherer Client: Southern Company Data: Scherer Cell 1-CCR

Within Limit

Prediction Limit
Intrawell Non-parametric

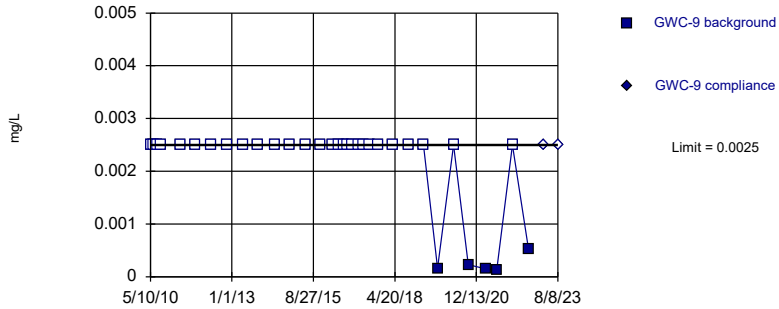


Non-parametric test used in lieu of parametric prediction limit because the Shapiro Wilk normality test showed the data to be non-normal at the 0.01 alpha level. Limit is highest of 30 background values. 43.33% NDs. Well-constituent pair annual alpha = 0.004011. Individual comparison alpha = 0.002008 (1 of 2).

Constituent: Cobalt, Total Analysis Run 9/26/2023 2:28 PM View: Appendix I - Intrawell
Plant Scherer Client: Southern Company Data: Scherer Cell 1-CCR

Within Limit

Prediction Limit
Intrawell Non-parametric

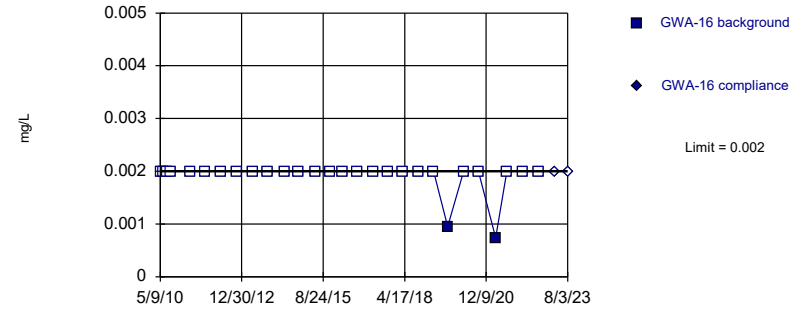


Non-parametric test used in lieu of parametric prediction limit because censored data exceeded 50%. Limit is highest of 33 background values. 84.85% NDs. Well-constituent pair annual alpha = 0.003399. Individual comparison alpha = 0.001701 (1 of 2).

Constituent: Cobalt, Total Analysis Run 9/26/2023 2:28 PM View: Appendix I - Intrawell
Plant Scherer Client: Southern Company Data: Scherer Cell 1-CCR

Within Limit

Prediction Limit
Intrawell Non-parametric

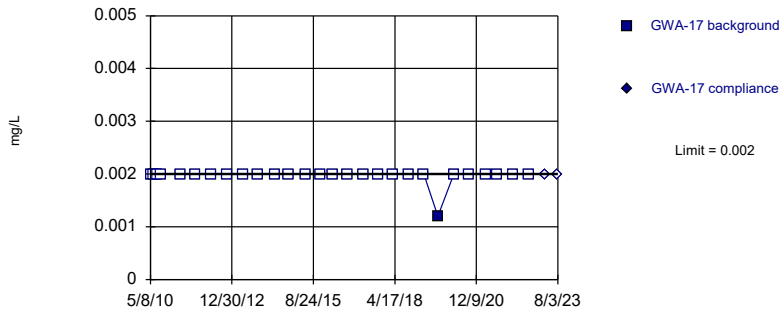


Non-parametric test used in lieu of parametric prediction limit because censored data exceeded 50%. Limit is highest of 28 background values. 92.86% NDs. Well-constituent pair annual alpha = 0.004669. Individual comparison alpha = 0.002337 (1 of 2).

Constituent: Copper Analysis Run 9/26/2023 2:28 PM View: Appendix I - Intrawell
Plant Scherer Client: Southern Company Data: Scherer Cell 1-CCR

Within Limit

Prediction Limit
Intrawell Non-parametric

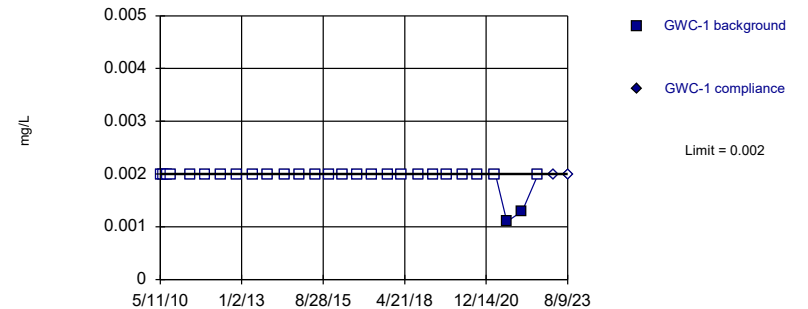


Non-parametric test used in lieu of parametric prediction limit because censored data exceeded 50%. Limit is highest of 28 background values. 96.43% NDs. Well-constituent pair annual alpha = 0.004669. Individual comparison alpha = 0.002337 (1 of 2).

Constituent: Copper Analysis Run 9/26/2023 2:28 PM View: Appendix I - Intrawell
Plant Scherer Client: Southern Company Data: Scherer Cell 1-CCR

Within Limit

Prediction Limit
Intrawell Non-parametric

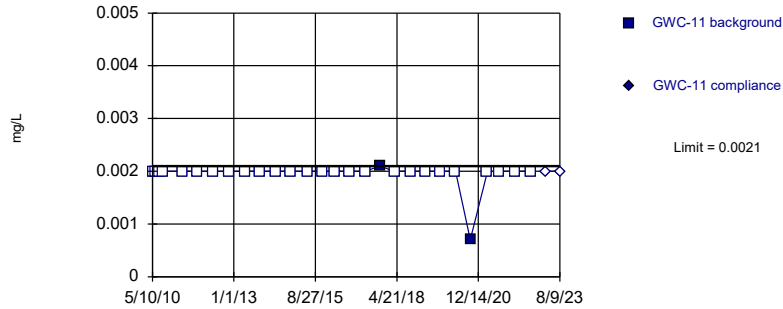


Non-parametric test used in lieu of parametric prediction limit because censored data exceeded 50%. Limit is highest of 28 background values. 92.86% NDs. Well-constituent pair annual alpha = 0.004669. Individual comparison alpha = 0.002337 (1 of 2).

Constituent: Copper Analysis Run 9/26/2023 2:28 PM View: Appendix I - Intrawell
Plant Scherer Client: Southern Company Data: Scherer Cell 1-CCR

Within Limit

Prediction Limit Intrawell Non-parametric

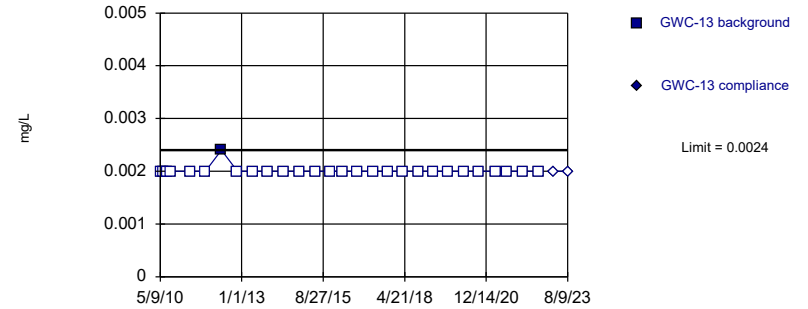


Non-parametric test used in lieu of parametric prediction limit because censored data exceeded 50%. Limit is highest of 28 background values. 92.86% NDs. Well-constituent pair annual alpha = 0.004669. Individual comparison alpha = 0.002337 (1 of 2).

Constituent: Copper Analysis Run 9/26/2023 2:28 PM View: Appendix I - Intrawell
Plant Scherer Client: Southern Company Data: Scherer Cell 1-CCR

Within Limit

Prediction Limit Intrawell Non-parametric

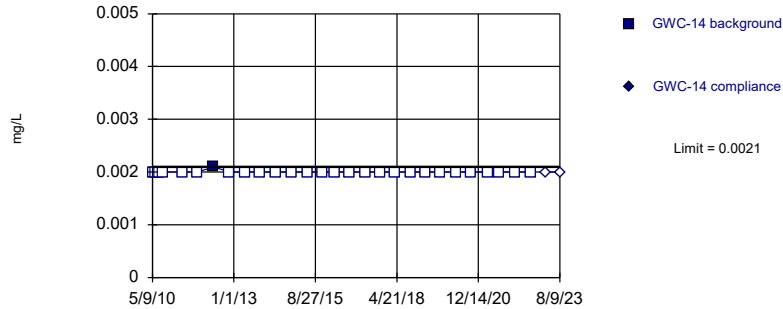


Non-parametric test used in lieu of parametric prediction limit because censored data exceeded 50%. Limit is highest of 28 background values. 96.43% NDs. Well-constituent pair annual alpha = 0.004669. Individual comparison alpha = 0.002337 (1 of 2).

Constituent: Copper Analysis Run 9/26/2023 2:28 PM View: Appendix I - Intrawell
Plant Scherer Client: Southern Company Data: Scherer Cell 1-CCR

Within Limit

Prediction Limit Intrawell Non-parametric

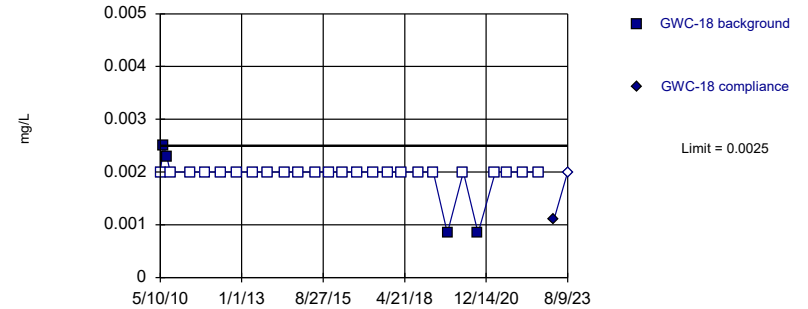


Non-parametric test used in lieu of parametric prediction limit because censored data exceeded 50%. Limit is highest of 28 background values. 96.43% NDs. Well-constituent pair annual alpha = 0.004669. Individual comparison alpha = 0.002337 (1 of 2).

Constituent: Copper Analysis Run 9/26/2023 2:28 PM View: Appendix I - Intrawell
Plant Scherer Client: Southern Company Data: Scherer Cell 1-CCR

Within Limit

Prediction Limit Intrawell Non-parametric

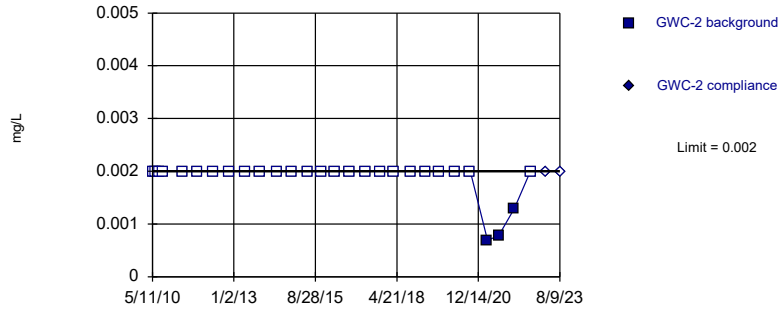


Non-parametric test used in lieu of parametric prediction limit because censored data exceeded 50%. Limit is highest of 28 background values. 85.71% NDs. Well-constituent pair annual alpha = 0.004669. Individual comparison alpha = 0.002337 (1 of 2).

Constituent: Copper Analysis Run 9/26/2023 2:28 PM View: Appendix I - Intrawell
Plant Scherer Client: Southern Company Data: Scherer Cell 1-CCR

Within Limit

Prediction Limit
Intrawell Non-parametric

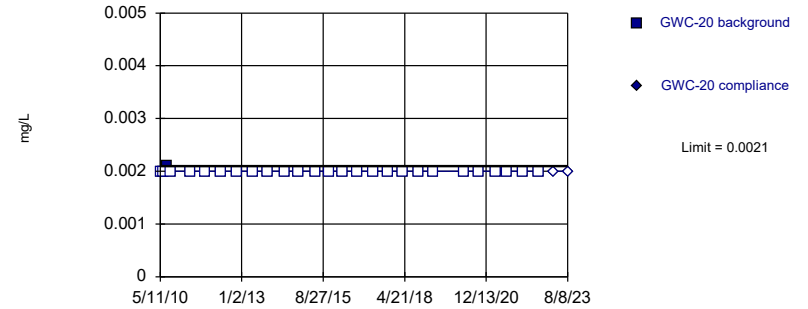


Non-parametric test used in lieu of parametric prediction limit because censored data exceeded 50%. Limit is highest of 28 background values. 89.29% NDs. Well-constituent pair annual alpha = 0.004669. Individual comparison alpha = 0.002337 (1 of 2).

Constituent: Copper Analysis Run 9/26/2023 2:28 PM View: Appendix I - Intrawell
Plant Scherer Client: Southern Company Data: Scherer Cell 1-CCR

Within Limit

Prediction Limit
Intrawell Non-parametric

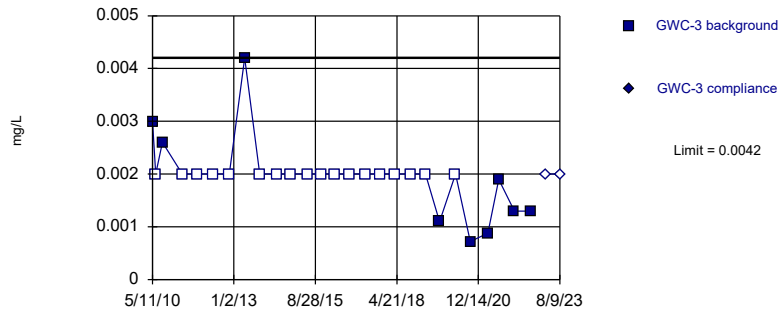


Non-parametric test used in lieu of parametric prediction limit because censored data exceeded 50%. Limit is highest of 27 background values. 96.3% NDs. Well-constituent pair annual alpha = 0.004998. Individual comparison alpha = 0.002502 (1 of 2).

Constituent: Copper Analysis Run 9/26/2023 2:28 PM View: Appendix I - Intrawell
Plant Scherer Client: Southern Company Data: Scherer Cell 1-CCR

Within Limit

Prediction Limit
Intrawell Non-parametric

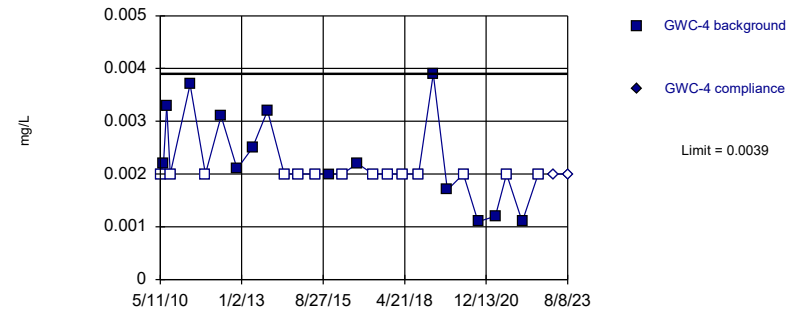


Non-parametric test used in lieu of parametric prediction limit because censored data exceeded 50%. Limit is highest of 27 background values. 66.67% NDs. Well-constituent pair annual alpha = 0.004998. Individual comparison alpha = 0.002502 (1 of 2).

Constituent: Copper Analysis Run 9/26/2023 2:28 PM View: Appendix I - Intrawell
Plant Scherer Client: Southern Company Data: Scherer Cell 1-CCR

Within Limit

Prediction Limit
Intrawell Non-parametric

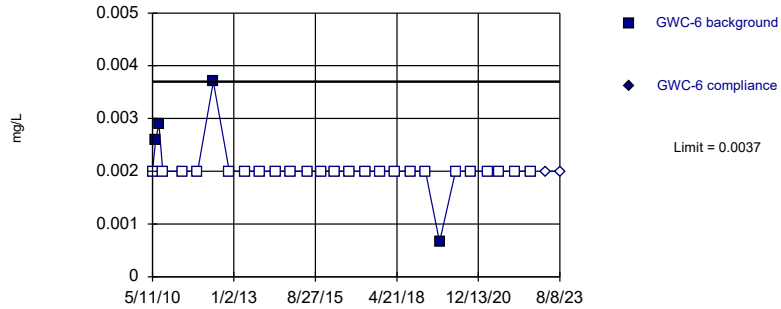


Non-parametric test used in lieu of parametric prediction limit because the Shapiro Wilk normality test showed the data to be non-normal at the 0.01 alpha level. Limit is highest of 28 background values. 50% NDs. Well-constituent pair annual alpha = 0.004669. Individual comparison alpha = 0.002337 (1 of 2).

Constituent: Copper Analysis Run 9/26/2023 2:28 PM View: Appendix I - Intrawell
Plant Scherer Client: Southern Company Data: Scherer Cell 1-CCR

Within Limit

Prediction Limit
Intrawell Non-parametric

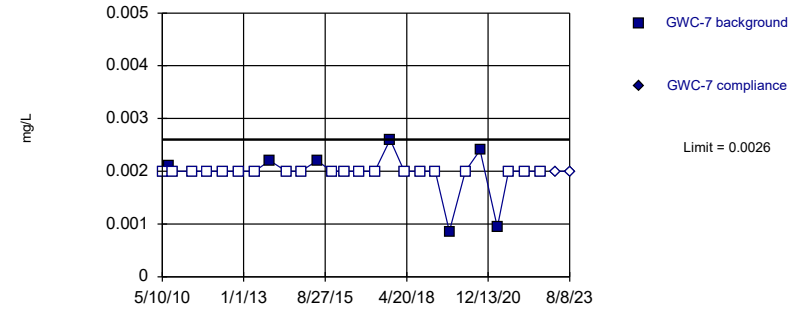


Non-parametric test used in lieu of parametric prediction limit because censored data exceeded 50%. Limit is highest of 28 background values. 85.71% NDs. Well-constituent pair annual alpha = 0.004669. Individual comparison alpha = 0.002337 (1 of 2).

Constituent: Copper Analysis Run 9/26/2023 2:28 PM View: Appendix I - Intrawell
Plant Scherer Client: Southern Company Data: Scherer Cell 1-CCR

Within Limit

Prediction Limit
Intrawell Non-parametric

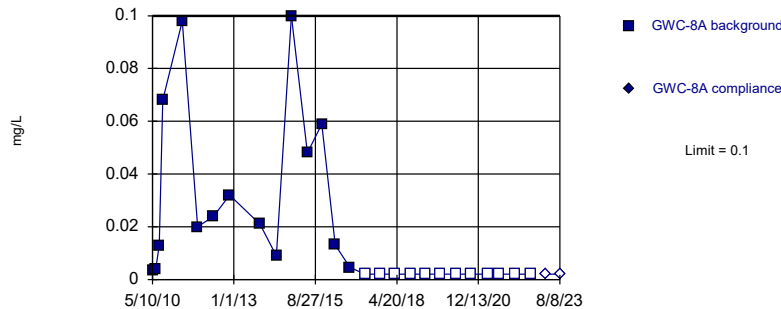


Non-parametric test used in lieu of parametric prediction limit because censored data exceeded 50%. Limit is highest of 27 background values. 74.07% NDs. Well-constituent pair annual alpha = 0.004998. Individual comparison alpha = 0.002502 (1 of 2).

Constituent: Copper Analysis Run 9/26/2023 2:28 PM View: Appendix I - Intrawell
Plant Scherer Client: Southern Company Data: Scherer Cell 1-CCR

Within Limit

Prediction Limit
Intrawell Non-parametric

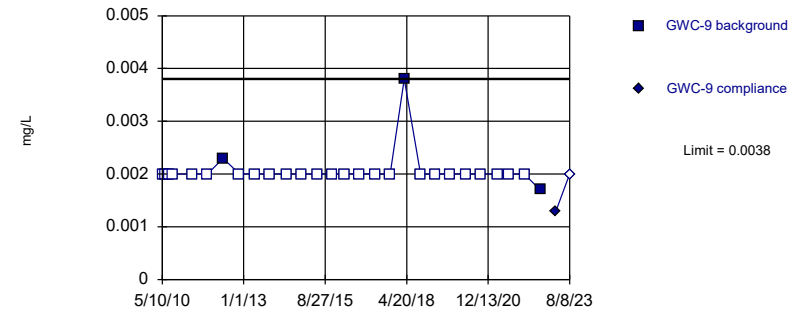


Non-parametric test used in lieu of parametric prediction limit because the Shapiro Wilk normality test showed the data to be non-normal at the 0.01 alpha level. Limit is highest of 27 background values. 44.44% NDs. Well-constituent pair annual alpha = 0.004998. Individual comparison alpha = 0.002502 (1 of 2).

Constituent: Copper Analysis Run 9/26/2023 2:28 PM View: Appendix I - Intrawell
Plant Scherer Client: Southern Company Data: Scherer Cell 1-CCR

Within Limit

Prediction Limit
Intrawell Non-parametric

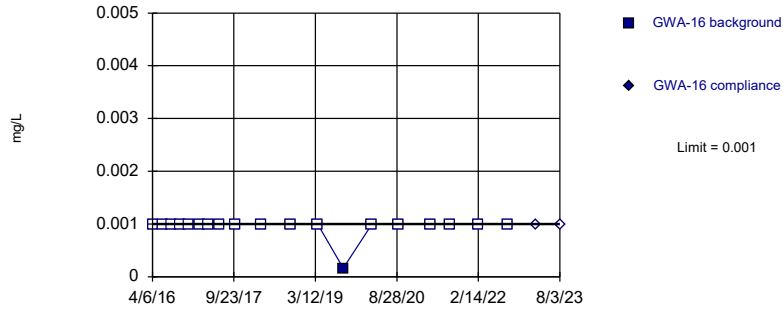


Non-parametric test used in lieu of parametric prediction limit because censored data exceeded 50%. Limit is highest of 28 background values. 89.29% NDs. Well-constituent pair annual alpha = 0.004669. Individual comparison alpha = 0.002337 (1 of 2).

Constituent: Copper Analysis Run 9/26/2023 2:28 PM View: Appendix I - Intrawell
Plant Scherer Client: Southern Company Data: Scherer Cell 1-CCR

Within Limit

Prediction Limit
Intrawell Non-parametric

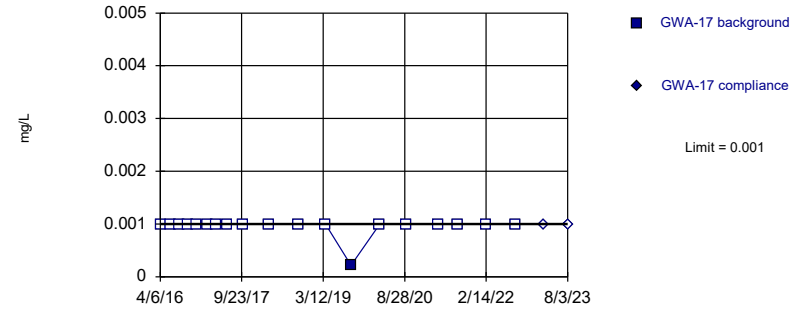


Non-parametric test used in lieu of parametric prediction limit because censored data exceeded 50%. Limit is highest of 19 background values. 94.74% NDs. Well-constituent pair annual alpha = 0.009641. Individual comparison alpha = 0.004832 (1 of 2).

Constituent: Lead, Total Analysis Run 9/26/2023 2:28 PM View: Appendix I - Intrawell
Plant Scherer Client: Southern Company Data: Scherer Cell 1-CCR

Within Limit

Prediction Limit
Intrawell Non-parametric

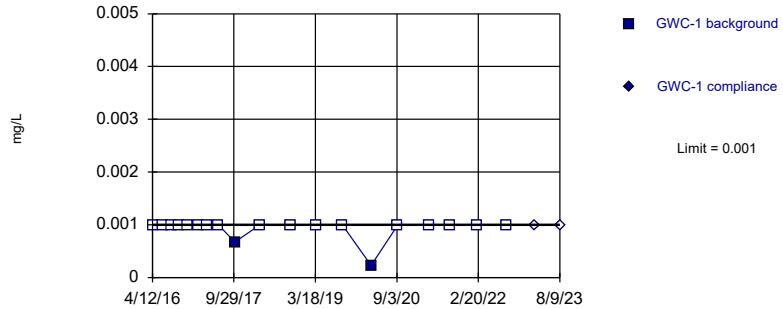


Non-parametric test used in lieu of parametric prediction limit because censored data exceeded 50%. Limit is highest of 19 background values. 94.74% NDs. Well-constituent pair annual alpha = 0.009641. Individual comparison alpha = 0.004832 (1 of 2).

Constituent: Lead, Total Analysis Run 9/26/2023 2:28 PM View: Appendix I - Intrawell
Plant Scherer Client: Southern Company Data: Scherer Cell 1-CCR

Within Limit

Prediction Limit
Intrawell Non-parametric

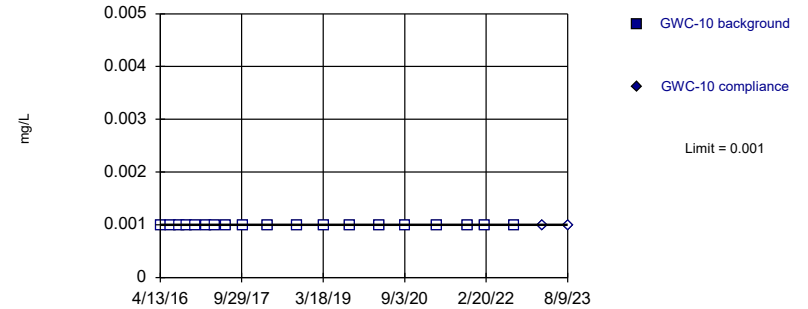


Non-parametric test used in lieu of parametric prediction limit because censored data exceeded 50%. Limit is highest of 19 background values. 89.47% NDs. Well-constituent pair annual alpha = 0.009641. Individual comparison alpha = 0.004832 (1 of 2).

Constituent: Lead, Total Analysis Run 9/26/2023 2:28 PM View: Appendix I - Intrawell
Plant Scherer Client: Southern Company Data: Scherer Cell 1-CCR

Within Limit

Prediction Limit
Intrawell Non-parametric

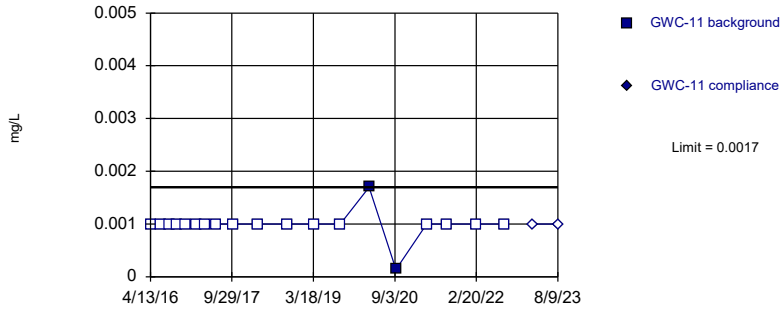


Non-parametric test used in lieu of parametric prediction limit because censored data exceeded 50%. All background values (n = 19) were censored; limit is most recent reporting limit. Well-constituent pair annual alpha = 0.009641. Individual comparison alpha = 0.004832 (1 of 2).

Constituent: Lead, Total Analysis Run 9/26/2023 2:28 PM View: Appendix I - Intrawell
Plant Scherer Client: Southern Company Data: Scherer Cell 1-CCR

Within Limit

Prediction Limit Intrawell Non-parametric

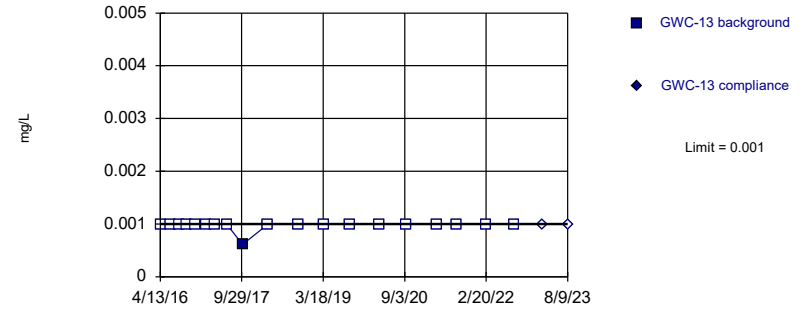


Non-parametric test used in lieu of parametric prediction limit because censored data exceeded 50%. Limit is highest of 19 background values. 89.47% NDs. Well-constituent pair annual alpha = 0.009641. Individual comparison alpha = 0.004832 (1 of 2).

Constituent: Lead, Total Analysis Run 9/26/2023 2:28 PM View: Appendix I - Intrawell
Plant Scherer Client: Southern Company Data: Scherer Cell 1-CCR

Within Limit

Prediction Limit Intrawell Non-parametric

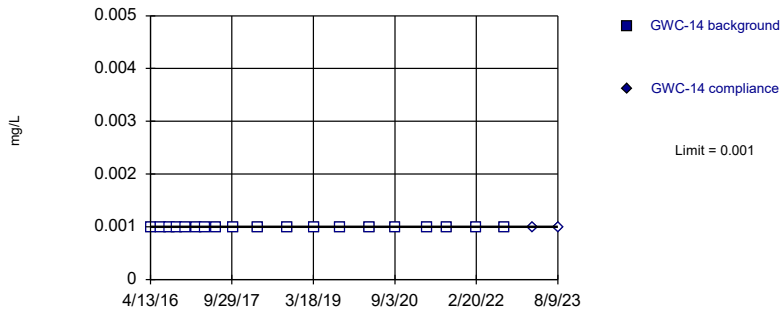


Non-parametric test used in lieu of parametric prediction limit because censored data exceeded 50%. Limit is highest of 19 background values. 94.74% NDs. Well-constituent pair annual alpha = 0.009641. Individual comparison alpha = 0.004832 (1 of 2).

Constituent: Lead, Total Analysis Run 9/26/2023 2:28 PM View: Appendix I - Intrawell
Plant Scherer Client: Southern Company Data: Scherer Cell 1-CCR

Within Limit

Prediction Limit Intrawell Non-parametric

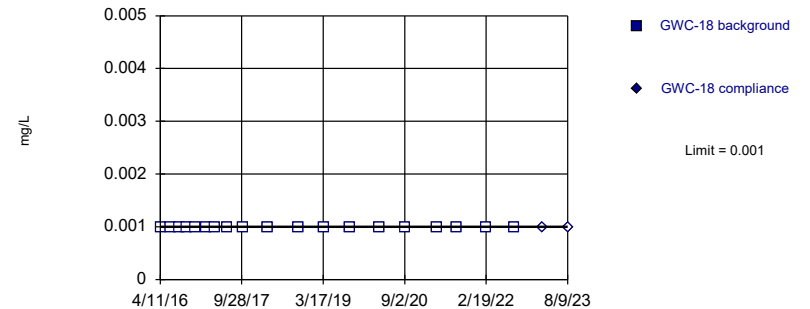


Non-parametric test used in lieu of parametric prediction limit because censored data exceeded 50%. All background values (n = 19) were censored; limit is most recent reporting limit. Well-constituent pair annual alpha = 0.009641. Individual comparison alpha = 0.004832 (1 of 2).

Constituent: Lead, Total Analysis Run 9/26/2023 2:28 PM View: Appendix I - Intrawell
Plant Scherer Client: Southern Company Data: Scherer Cell 1-CCR

Within Limit

Prediction Limit Intrawell Non-parametric

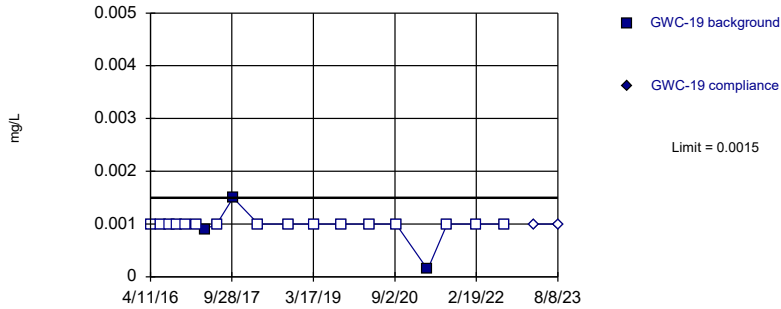


Non-parametric test used in lieu of parametric prediction limit because censored data exceeded 50%. All background values (n = 19) were censored; limit is most recent reporting limit. Well-constituent pair annual alpha = 0.009641. Individual comparison alpha = 0.004832 (1 of 2).

Constituent: Lead, Total Analysis Run 9/26/2023 2:28 PM View: Appendix I - Intrawell
Plant Scherer Client: Southern Company Data: Scherer Cell 1-CCR

Within Limit

Prediction Limit
Intrawell Non-parametric

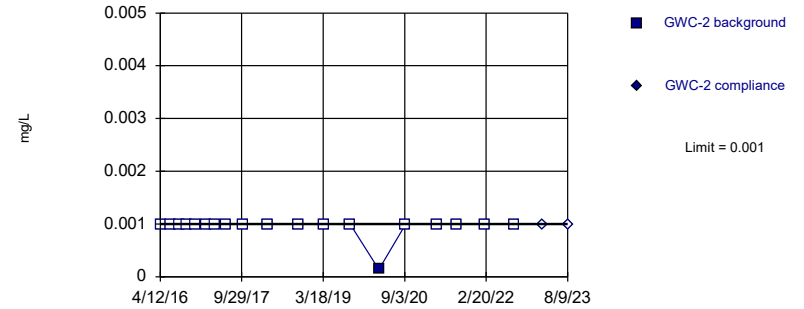


Non-parametric test used in lieu of parametric prediction limit because censored data exceeded 50%. Limit is highest of 19 background values. 84.21% NDs. Well-constituent pair annual alpha = 0.009641. Individual comparison alpha = 0.004832 (1 of 2).

Constituent: Lead, Total Analysis Run 9/26/2023 2:28 PM View: Appendix I - Intrawell
Plant Scherer Client: Southern Company Data: Scherer Cell 1-CCR

Within Limit

Prediction Limit
Intrawell Non-parametric

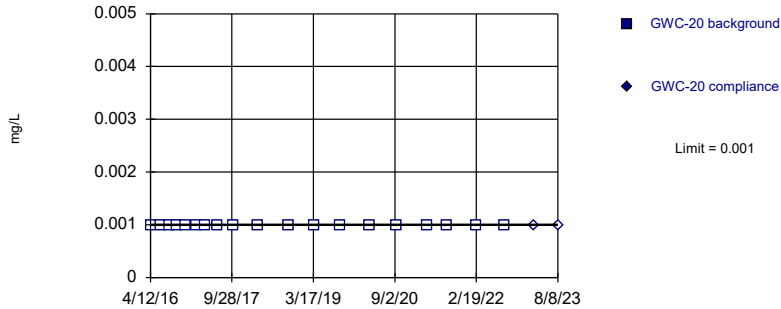


Non-parametric test used in lieu of parametric prediction limit because censored data exceeded 50%. Limit is highest of 19 background values. 94.74% NDs. Well-constituent pair annual alpha = 0.009641. Individual comparison alpha = 0.004832 (1 of 2).

Constituent: Lead, Total Analysis Run 9/26/2023 2:28 PM View: Appendix I - Intrawell
Plant Scherer Client: Southern Company Data: Scherer Cell 1-CCR

Within Limit

Prediction Limit
Intrawell Non-parametric

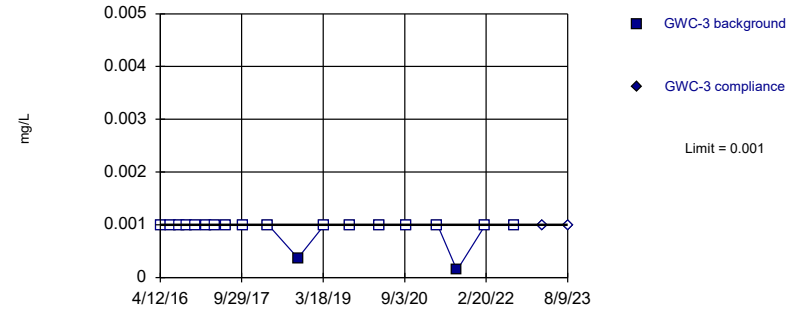


Non-parametric test used in lieu of parametric prediction limit because censored data exceeded 50%. All background values (n = 19) were censored; limit is most recent reporting limit. Well-constituent pair annual alpha = 0.009641. Individual comparison alpha = 0.004832 (1 of 2).

Constituent: Lead, Total Analysis Run 9/26/2023 2:29 PM View: Appendix I - Intrawell
Plant Scherer Client: Southern Company Data: Scherer Cell 1-CCR

Within Limit

Prediction Limit
Intrawell Non-parametric

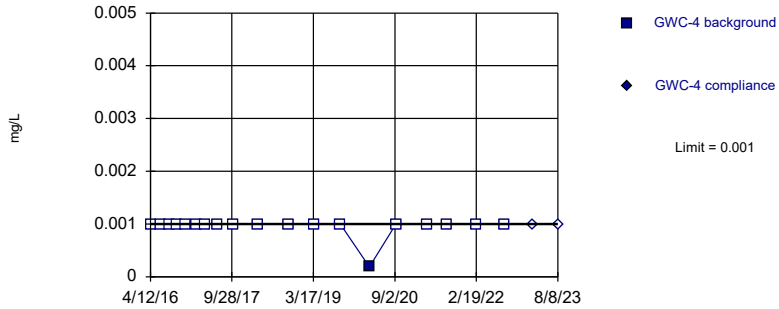


Non-parametric test used in lieu of parametric prediction limit because censored data exceeded 50%. Limit is highest of 19 background values. 89.47% NDs. Well-constituent pair annual alpha = 0.009641. Individual comparison alpha = 0.004832 (1 of 2).

Constituent: Lead, Total Analysis Run 9/26/2023 2:29 PM View: Appendix I - Intrawell
Plant Scherer Client: Southern Company Data: Scherer Cell 1-CCR

Within Limit

Prediction Limit Intrawell Non-parametric

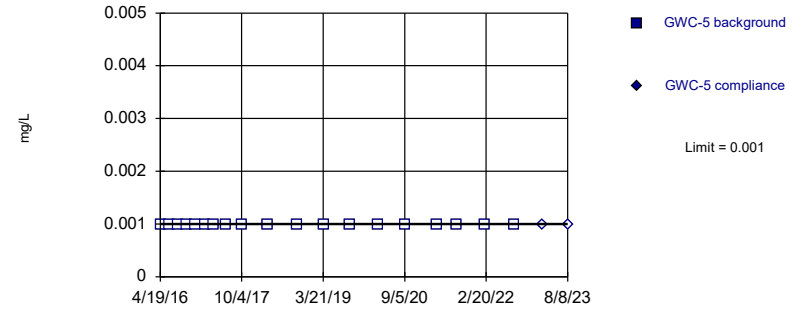


Non-parametric test used in lieu of parametric prediction limit because censored data exceeded 50%. Limit is highest of 19 background values. 94.74% NDs. Well-constituent pair annual alpha = 0.009641. Individual comparison alpha = 0.004832 (1 of 2).

Constituent: Lead, Total Analysis Run 9/26/2023 2:29 PM View: Appendix I - Intrawell
Plant Scherer Client: Southern Company Data: Scherer Cell 1-CCR

Within Limit

Prediction Limit Intrawell Non-parametric

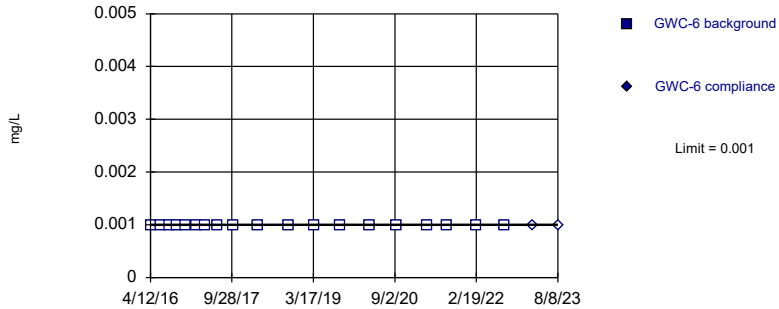


Non-parametric test used in lieu of parametric prediction limit because censored data exceeded 50%. All background values (n = 19) were censored; limit is most recent reporting limit. Well-constituent pair annual alpha = 0.009641. Individual comparison alpha = 0.004832 (1 of 2).

Constituent: Lead, Total Analysis Run 9/26/2023 2:29 PM View: Appendix I - Intrawell
Plant Scherer Client: Southern Company Data: Scherer Cell 1-CCR

Within Limit

Prediction Limit Intrawell Non-parametric

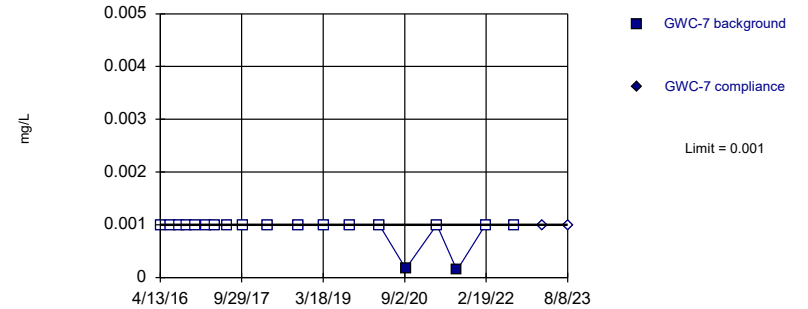


Non-parametric test used in lieu of parametric prediction limit because censored data exceeded 50%. All background values (n = 19) were censored; limit is most recent reporting limit. Well-constituent pair annual alpha = 0.009641. Individual comparison alpha = 0.004832 (1 of 2).

Constituent: Lead, Total Analysis Run 9/26/2023 2:29 PM View: Appendix I - Intrawell
Plant Scherer Client: Southern Company Data: Scherer Cell 1-CCR

Within Limit

Prediction Limit Intrawell Non-parametric

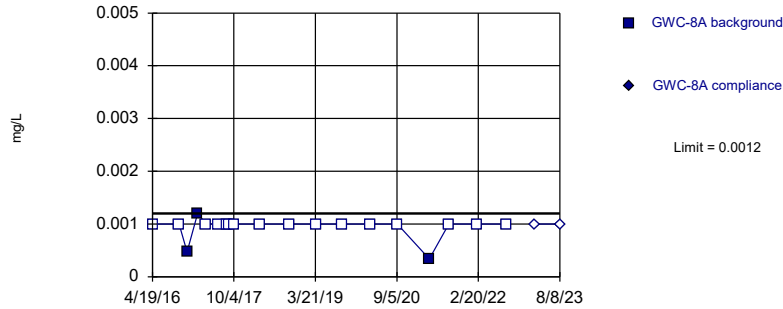


Non-parametric test used in lieu of parametric prediction limit because censored data exceeded 50%. Limit is highest of 19 background values. 89.47% NDs. Well-constituent pair annual alpha = 0.009641. Individual comparison alpha = 0.004832 (1 of 2).

Constituent: Lead, Total Analysis Run 9/26/2023 2:29 PM View: Appendix I - Intrawell
Plant Scherer Client: Southern Company Data: Scherer Cell 1-CCR

Within Limit

Prediction Limit Intrawell Non-parametric

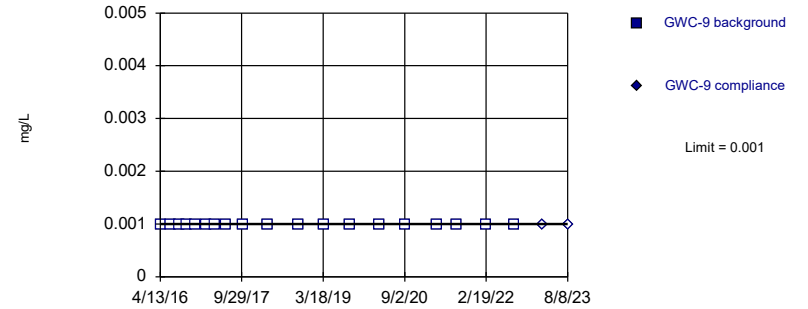


Non-parametric test used in lieu of parametric prediction limit because censored data exceeded 50%. Limit is highest of 19 background values. 84.21% NDs. Well-constituent pair annual alpha = 0.009641. Individual comparison alpha = 0.004832 (1 of 2).

Constituent: Lead, Total Analysis Run 9/26/2023 2:29 PM View: Appendix I - Intrawell
Plant Scherer Client: Southern Company Data: Scherer Cell 1-CCR

Within Limit

Prediction Limit Intrawell Non-parametric

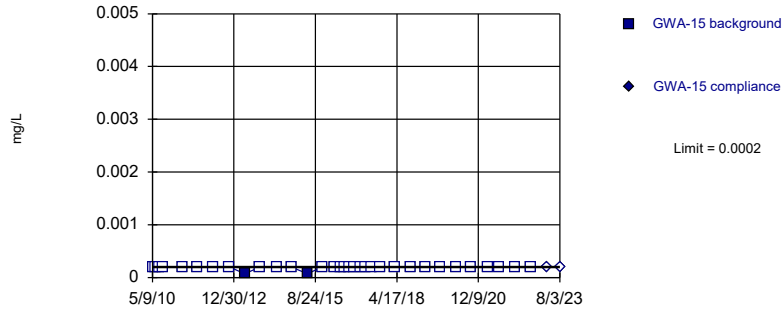


Non-parametric test used in lieu of parametric prediction limit because censored data exceeded 50%. All background values (n = 19) were censored; limit is most recent reporting limit. Well-constituent pair annual alpha = 0.009641. Individual comparison alpha = 0.004832 (1 of 2).

Constituent: Lead, Total Analysis Run 9/26/2023 2:29 PM View: Appendix I - Intrawell
Plant Scherer Client: Southern Company Data: Scherer Cell 1-CCR

Within Limit

Prediction Limit Intrawell Non-parametric

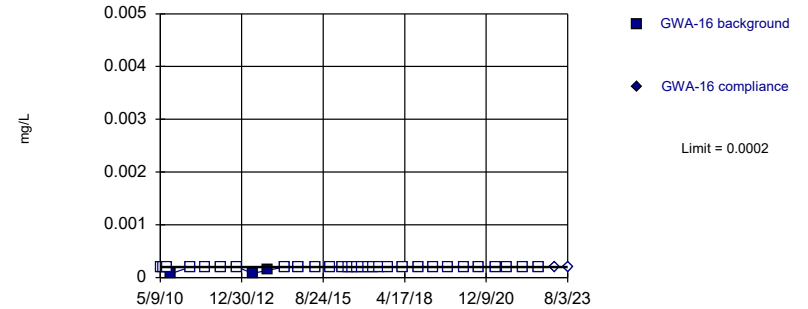


Non-parametric test used in lieu of parametric prediction limit because censored data exceeded 50%. Limit is highest of 33 background values. 93.94% NDs. Well-constituent pair annual alpha = 0.003399. Individual comparison alpha = 0.001701 (1 of 2).

Constituent: Mercury Analysis Run 9/26/2023 2:29 PM View: Appendix I - Intrawell
Plant Scherer Client: Southern Company Data: Scherer Cell 1-CCR

Within Limit

Prediction Limit Intrawell Non-parametric

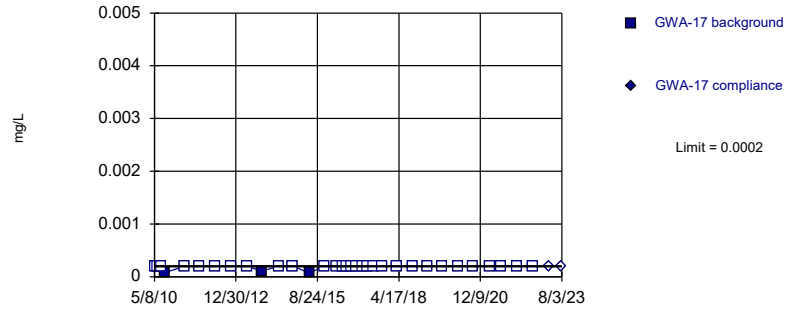


Non-parametric test used in lieu of parametric prediction limit because censored data exceeded 50%. Limit is highest of 33 background values. 90.91% NDs. Well-constituent pair annual alpha = 0.003399. Individual comparison alpha = 0.001701 (1 of 2).

Constituent: Mercury Analysis Run 9/26/2023 2:29 PM View: Appendix I - Intrawell
Plant Scherer Client: Southern Company Data: Scherer Cell 1-CCR

Within Limit

Prediction Limit Intrawell Non-parametric

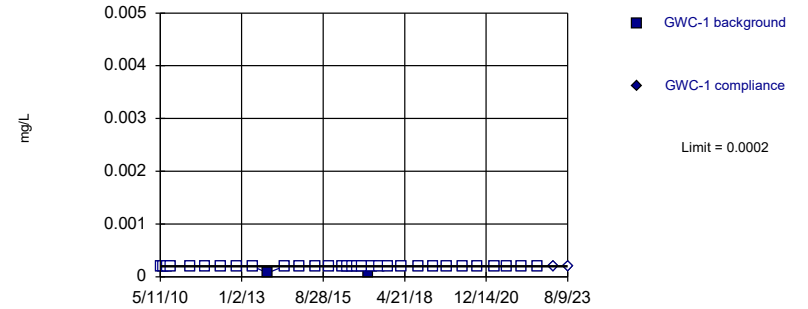


Non-parametric test used in lieu of parametric prediction limit because censored data exceeded 50%. Limit is highest of 33 background values. 90.91% NDs. Well-constituent pair annual alpha = 0.003399. Individual comparison alpha = 0.001701 (1 of 2).

Constituent: Mercury Analysis Run 9/26/2023 2:29 PM View: Appendix I - Intrawell
Plant Scherer Client: Southern Company Data: Scherer Cell 1-CCR

Within Limit

Prediction Limit Intrawell Non-parametric

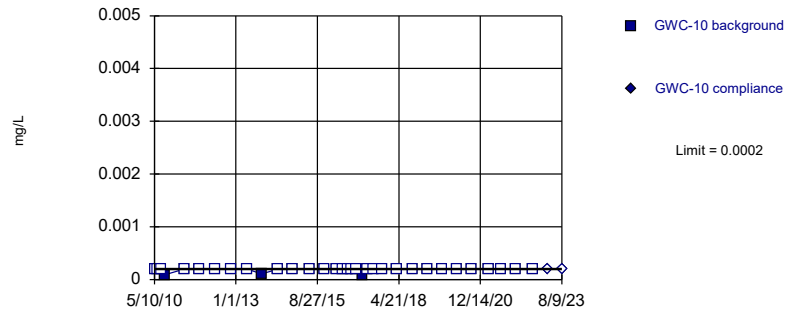


Non-parametric test used in lieu of parametric prediction limit because censored data exceeded 50%. Limit is highest of 33 background values. 93.94% NDs. Well-constituent pair annual alpha = 0.003399. Individual comparison alpha = 0.001701 (1 of 2).

Constituent: Mercury Analysis Run 9/26/2023 2:29 PM View: Appendix I - Intrawell
Plant Scherer Client: Southern Company Data: Scherer Cell 1-CCR

Within Limit

Prediction Limit Intrawell Non-parametric

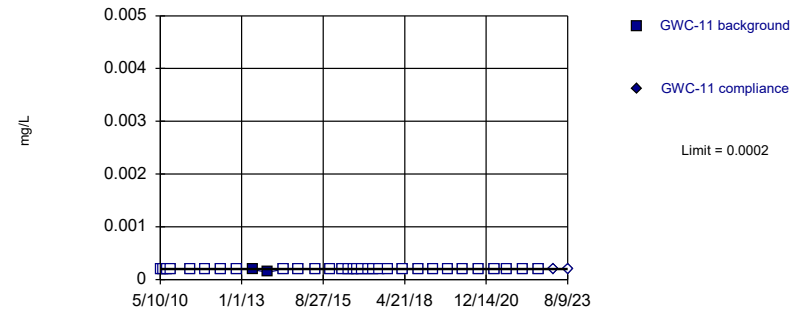


Non-parametric test used in lieu of parametric prediction limit because censored data exceeded 50%. Limit is highest of 33 background values. 90.91% NDs. Well-constituent pair annual alpha = 0.003399. Individual comparison alpha = 0.001701 (1 of 2).

Constituent: Mercury Analysis Run 9/26/2023 2:29 PM View: Appendix I - Intrawell
Plant Scherer Client: Southern Company Data: Scherer Cell 1-CCR

Within Limit

Prediction Limit Intrawell Non-parametric

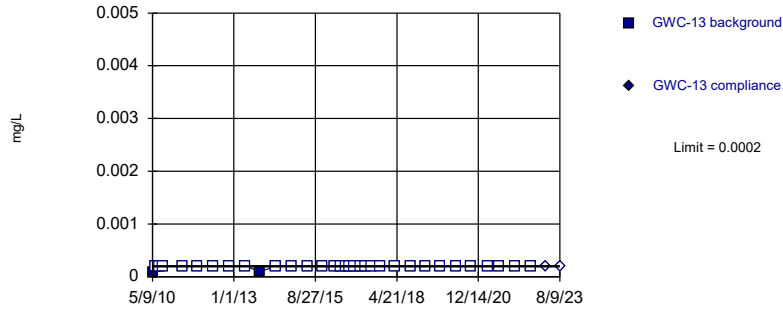


Non-parametric test used in lieu of parametric prediction limit because censored data exceeded 50%. Limit is highest of 33 background values. 93.94% NDs. Well-constituent pair annual alpha = 0.003399. Individual comparison alpha = 0.001701 (1 of 2).

Constituent: Mercury Analysis Run 9/26/2023 2:29 PM View: Appendix I - Intrawell
Plant Scherer Client: Southern Company Data: Scherer Cell 1-CCR

Within Limit

Prediction Limit Intrawell Non-parametric

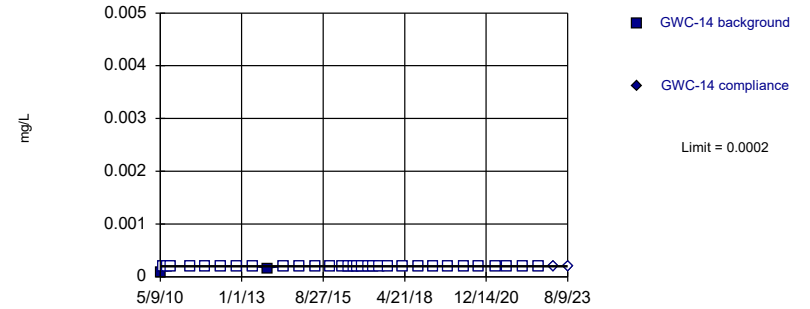


Non-parametric test used in lieu of parametric prediction limit because censored data exceeded 50%. Limit is highest of 33 background values. 93.94% NDs. Well-constituent pair annual alpha = 0.003399. Individual comparison alpha = 0.001701 (1 of 2).

Constituent: Mercury Analysis Run 9/26/2023 2:29 PM View: Appendix I - Intrawell
Plant Scherer Client: Southern Company Data: Scherer Cell 1-CCR

Within Limit

Prediction Limit Intrawell Non-parametric

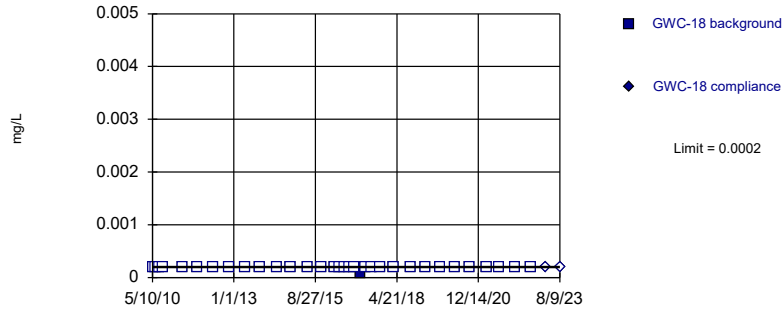


Non-parametric test used in lieu of parametric prediction limit because censored data exceeded 50%. Limit is highest of 33 background values. 93.94% NDs. Well-constituent pair annual alpha = 0.003399. Individual comparison alpha = 0.001701 (1 of 2).

Constituent: Mercury Analysis Run 9/26/2023 2:29 PM View: Appendix I - Intrawell
Plant Scherer Client: Southern Company Data: Scherer Cell 1-CCR

Within Limit

Prediction Limit Intrawell Non-parametric

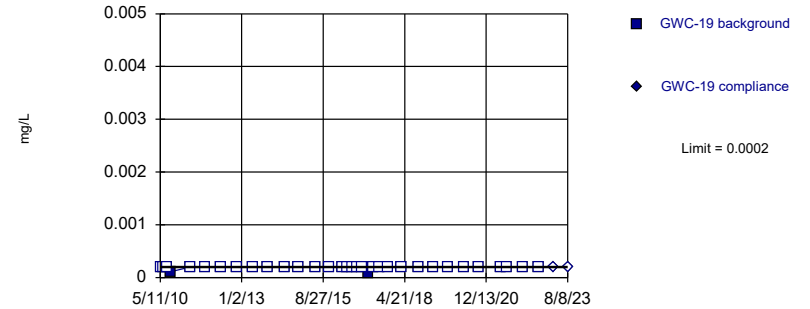


Non-parametric test used in lieu of parametric prediction limit because censored data exceeded 50%. Limit is highest of 33 background values. 96.97% NDs. Well-constituent pair annual alpha = 0.003399. Individual comparison alpha = 0.001701 (1 of 2).

Constituent: Mercury Analysis Run 9/26/2023 2:29 PM View: Appendix I - Intrawell
Plant Scherer Client: Southern Company Data: Scherer Cell 1-CCR

Within Limit

Prediction Limit Intrawell Non-parametric

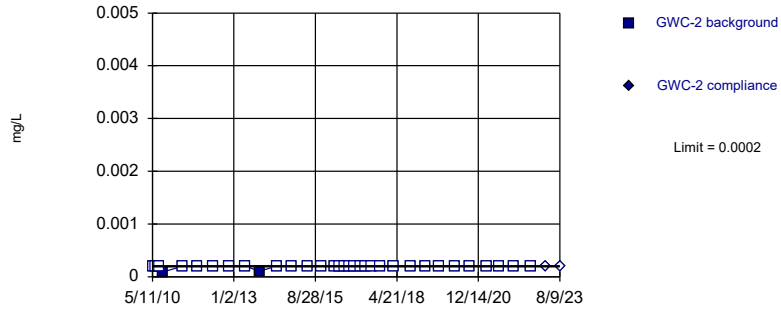


Non-parametric test used in lieu of parametric prediction limit because censored data exceeded 50%. Limit is highest of 33 background values. 93.94% NDs. Well-constituent pair annual alpha = 0.003399. Individual comparison alpha = 0.001701 (1 of 2).

Constituent: Mercury Analysis Run 9/26/2023 2:29 PM View: Appendix I - Intrawell
Plant Scherer Client: Southern Company Data: Scherer Cell 1-CCR

Within Limit

Prediction Limit Intrawell Non-parametric

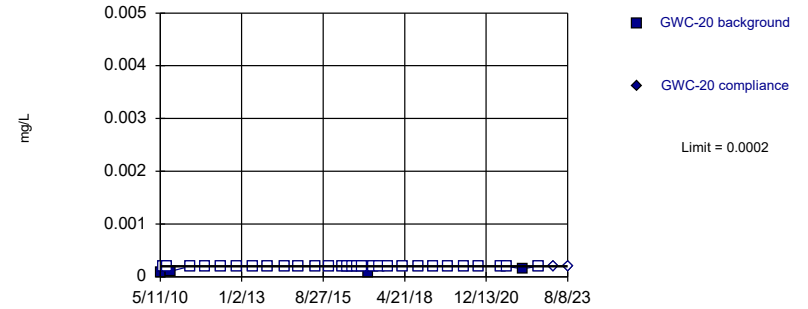


Non-parametric test used in lieu of parametric prediction limit because censored data exceeded 50%. Limit is highest of 33 background values. 93.94% NDs. Well-constituent pair annual alpha = 0.003399. Individual comparison alpha = 0.001701 (1 of 2).

Constituent: Mercury Analysis Run 9/26/2023 2:29 PM View: Appendix I - Intrawell
Plant Scherer Client: Southern Company Data: Scherer Cell 1-CCR

Within Limit

Prediction Limit Intrawell Non-parametric

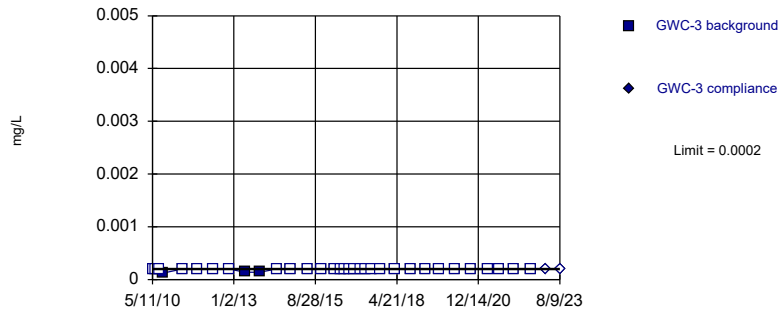


Non-parametric test used in lieu of parametric prediction limit because censored data exceeded 50%. Limit is highest of 33 background values. 87.88% NDs. Well-constituent pair annual alpha = 0.003399. Individual comparison alpha = 0.001701 (1 of 2).

Constituent: Mercury Analysis Run 9/26/2023 2:29 PM View: Appendix I - Intrawell
Plant Scherer Client: Southern Company Data: Scherer Cell 1-CCR

Within Limit

Prediction Limit Intrawell Non-parametric

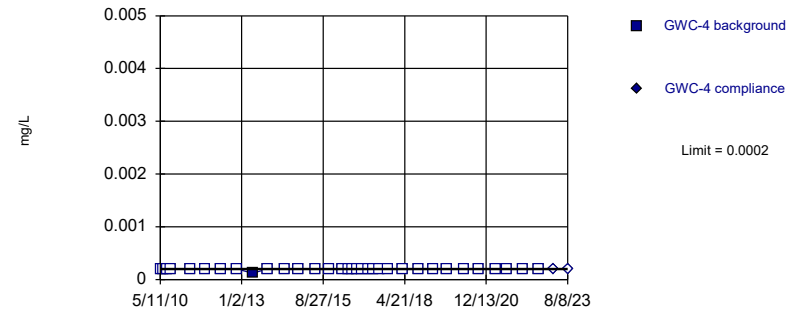


Non-parametric test used in lieu of parametric prediction limit because censored data exceeded 50%. Limit is highest of 33 background values. 90.91% NDs. Well-constituent pair annual alpha = 0.003399. Individual comparison alpha = 0.001701 (1 of 2).

Constituent: Mercury Analysis Run 9/26/2023 2:29 PM View: Appendix I - Intrawell
Plant Scherer Client: Southern Company Data: Scherer Cell 1-CCR

Within Limit

Prediction Limit Intrawell Non-parametric

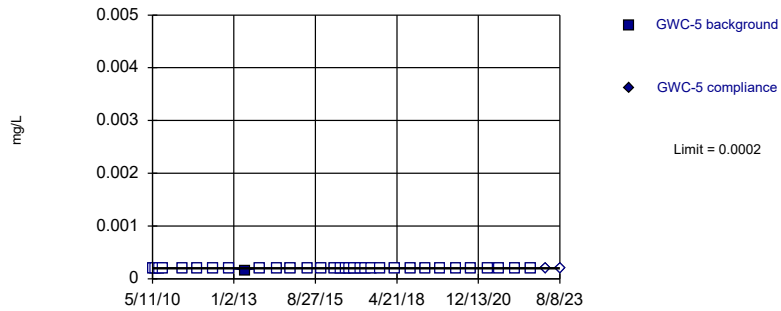


Non-parametric test used in lieu of parametric prediction limit because censored data exceeded 50%. Limit is highest of 33 background values. 96.97% NDs. Well-constituent pair annual alpha = 0.003399. Individual comparison alpha = 0.001701 (1 of 2).

Constituent: Mercury Analysis Run 9/26/2023 2:29 PM View: Appendix I - Intrawell
Plant Scherer Client: Southern Company Data: Scherer Cell 1-CCR

Within Limit

Prediction Limit Intrawell Non-parametric

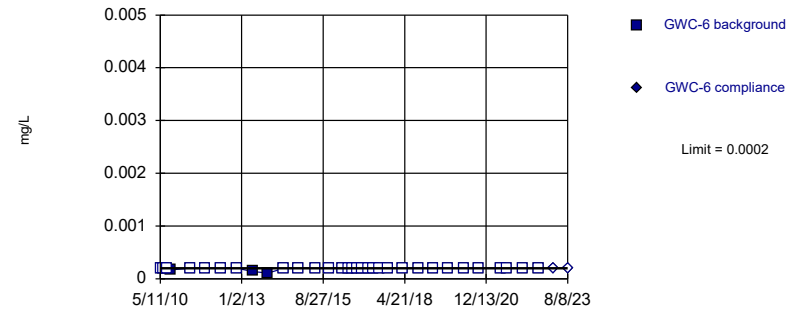


Non-parametric test used in lieu of parametric prediction limit because censored data exceeded 50%. Limit is highest of 33 background values. 96.97% NDs. Well-constituent pair annual alpha = 0.003399. Individual comparison alpha = 0.001701 (1 of 2).

Constituent: Mercury Analysis Run 9/26/2023 2:29 PM View: Appendix I - Intrawell
Plant Scherer Client: Southern Company Data: Scherer Cell 1-CCR

Within Limit

Prediction Limit Intrawell Non-parametric

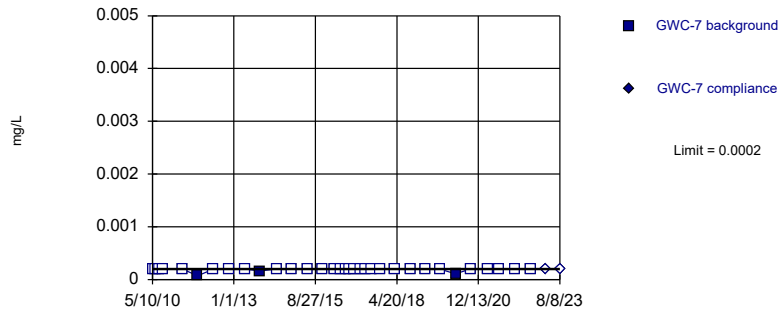


Non-parametric test used in lieu of parametric prediction limit because censored data exceeded 50%. Limit is highest of 33 background values. 90.91% NDs. Well-constituent pair annual alpha = 0.003399. Individual comparison alpha = 0.001701 (1 of 2).

Constituent: Mercury Analysis Run 9/26/2023 2:29 PM View: Appendix I - Intrawell
Plant Scherer Client: Southern Company Data: Scherer Cell 1-CCR

Within Limit

Prediction Limit Intrawell Non-parametric

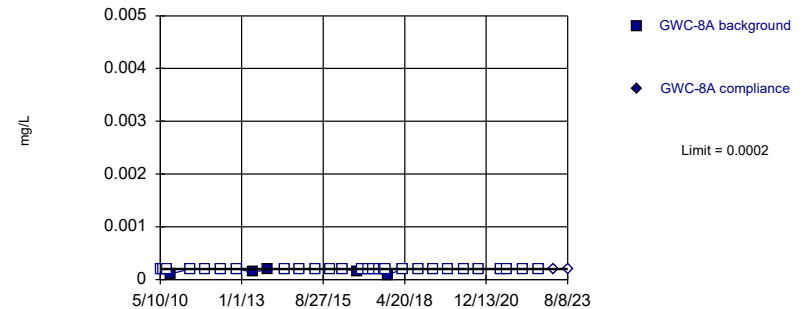


Non-parametric test used in lieu of parametric prediction limit because censored data exceeded 50%. Limit is highest of 33 background values. 90.91% NDs. Well-constituent pair annual alpha = 0.003399. Individual comparison alpha = 0.001701 (1 of 2).

Constituent: Mercury Analysis Run 9/26/2023 2:29 PM View: Appendix I - Intrawell
Plant Scherer Client: Southern Company Data: Scherer Cell 1-CCR

Within Limit

Prediction Limit Intrawell Non-parametric

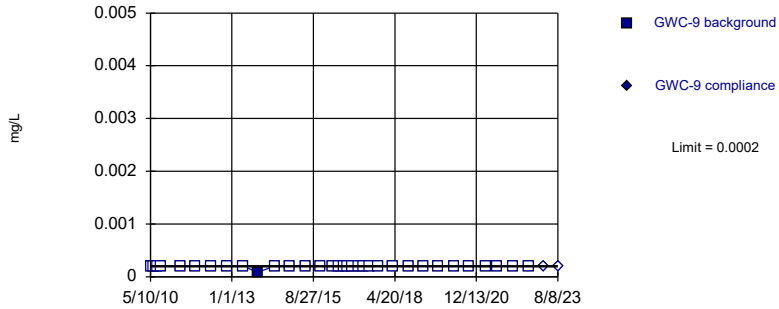


Non-parametric test used in lieu of parametric prediction limit because censored data exceeded 50%. Limit is highest of 33 background values. 84.85% NDs. Well-constituent pair annual alpha = 0.003399. Individual comparison alpha = 0.001701 (1 of 2).

Constituent: Mercury Analysis Run 9/26/2023 2:29 PM View: Appendix I - Intrawell
Plant Scherer Client: Southern Company Data: Scherer Cell 1-CCR

Within Limit

Prediction Limit
Intrawell Non-parametric

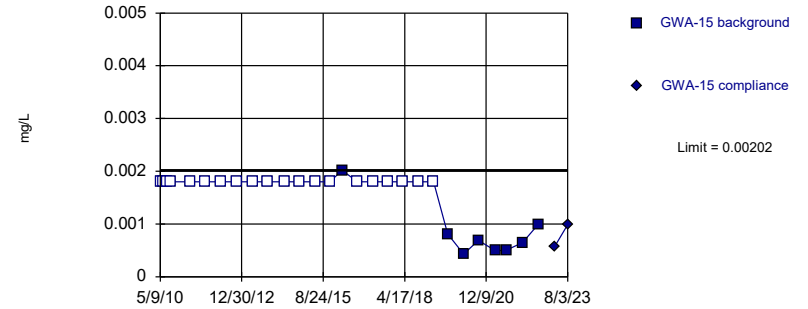


Non-parametric test used in lieu of parametric prediction limit because censored data exceeded 50%. Limit is highest of 33 background values. 96.97% NDs. Well-constituent pair annual alpha = 0.003399. Individual comparison alpha = 0.001701 (1 of 2).

Constituent: Mercury Analysis Run 9/26/2023 2:29 PM View: Appendix I - Intrawell
Plant Scherer Client: Southern Company Data: Scherer Cell 1-CCR

Within Limit

Prediction Limit
Intrawell Non-parametric

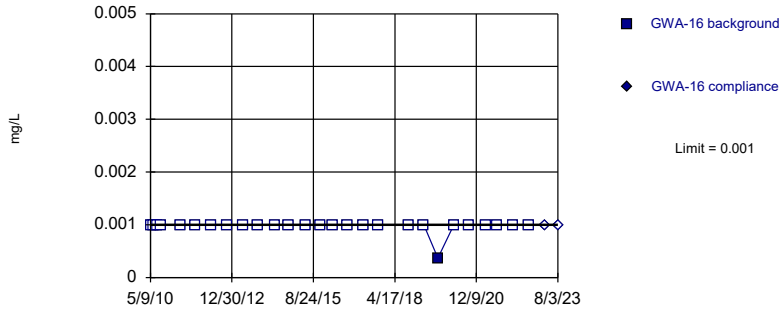


Non-parametric test used in lieu of parametric prediction limit because censored data exceeded 50%. Limit is highest of 28 background values. 71.43% NDs. Well-constituent pair annual alpha = 0.004669. Individual comparison alpha = 0.002337 (1 of 2).

Constituent: Nickel Analysis Run 9/26/2023 2:29 PM View: Appendix I - Intrawell
Plant Scherer Client: Southern Company Data: Scherer Cell 1-CCR

Within Limit

Prediction Limit
Intrawell Non-parametric

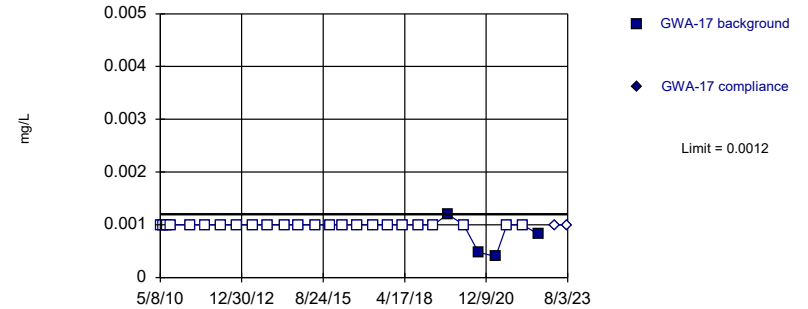


Non-parametric test used in lieu of parametric prediction limit because censored data exceeded 50%. Limit is highest of 27 background values. 96.3% NDs. Well-constituent pair annual alpha = 0.004998. Individual comparison alpha = 0.002502 (1 of 2).

Constituent: Nickel Analysis Run 9/26/2023 2:29 PM View: Appendix I - Intrawell
Plant Scherer Client: Southern Company Data: Scherer Cell 1-CCR

Within Limit

Prediction Limit
Intrawell Non-parametric

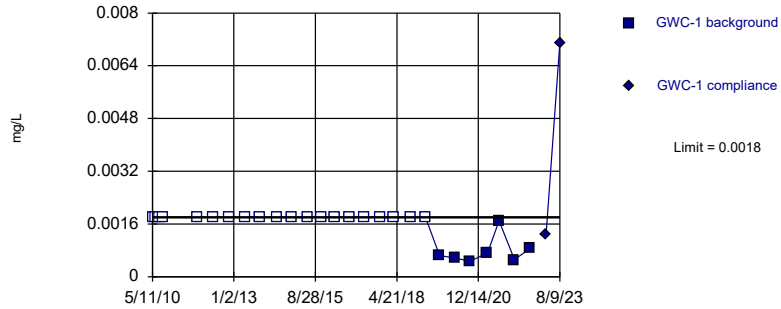


Non-parametric test used in lieu of parametric prediction limit because censored data exceeded 50%. Limit is highest of 28 background values. 85.71% NDs. Well-constituent pair annual alpha = 0.004669. Individual comparison alpha = 0.002337 (1 of 2).

Constituent: Nickel Analysis Run 9/26/2023 2:29 PM View: Appendix I - Intrawell
Plant Scherer Client: Southern Company Data: Scherer Cell 1-CCR

Exceeds Limit

Prediction Limit
Intrawell Non-parametric

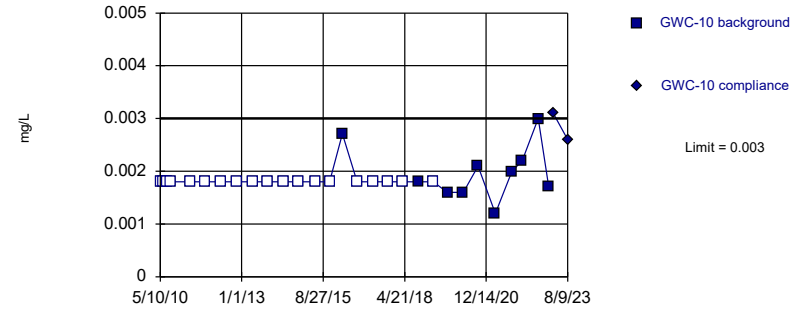


Non-parametric test used in lieu of parametric prediction limit because censored data exceeded 50%. Limit is highest of 27 background values. 74.07% NDs. Well-constituent pair annual alpha = 0.004998. Individual comparison alpha = 0.002502 (1 of 2).

Constituent: Nickel Analysis Run 9/26/2023 2:29 PM View: Appendix I - Intrawell
Plant Scherer Client: Southern Company Data: Scherer Cell 1-CCR

Within Limit

Prediction Limit
Intrawell Non-parametric

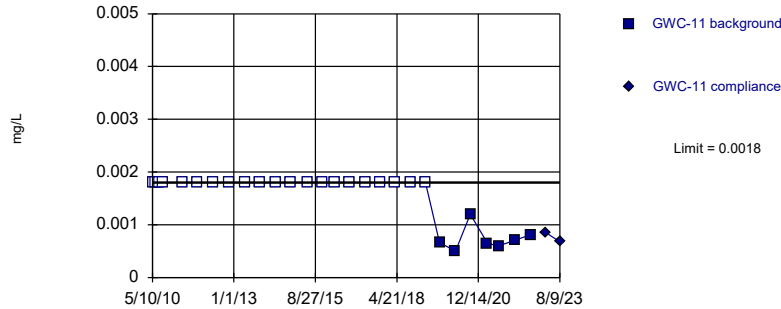


Non-parametric test used in lieu of parametric prediction limit because censored data exceeded 50%. Limit is highest of 29 background values. 65.52% NDs. Well-constituent pair annual alpha = 0.00434. Individual comparison alpha = 0.002172 (1 of 2).

Constituent: Nickel Analysis Run 9/26/2023 2:29 PM View: Appendix I - Intrawell
Plant Scherer Client: Southern Company Data: Scherer Cell 1-CCR

Within Limit

Prediction Limit
Intrawell Non-parametric

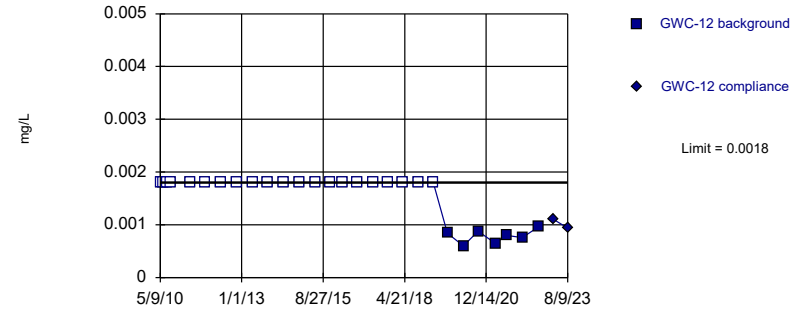


Non-parametric test used in lieu of parametric prediction limit because censored data exceeded 50%. Limit is highest of 28 background values. 75% NDs. Well-constituent pair annual alpha = 0.004669. Individual comparison alpha = 0.002337 (1 of 2).

Constituent: Nickel Analysis Run 9/26/2023 2:29 PM View: Appendix I - Intrawell
Plant Scherer Client: Southern Company Data: Scherer Cell 1-CCR

Within Limit

Prediction Limit
Intrawell Non-parametric

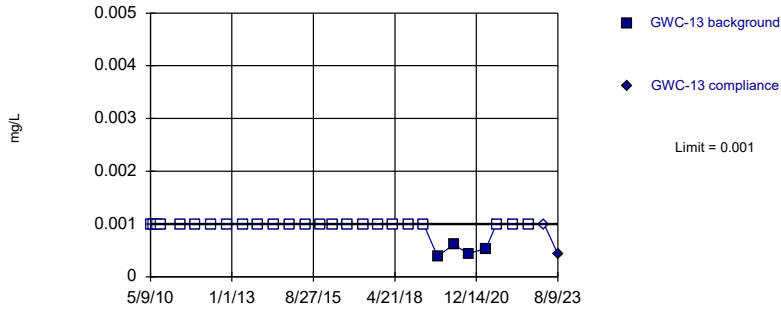


Non-parametric test used in lieu of parametric prediction limit because censored data exceeded 50%. Limit is highest of 28 background values. 75% NDs. Well-constituent pair annual alpha = 0.004669. Individual comparison alpha = 0.002337 (1 of 2).

Constituent: Nickel Analysis Run 9/26/2023 2:29 PM View: Appendix I - Intrawell
Plant Scherer Client: Southern Company Data: Scherer Cell 1-CCR

Within Limit

Prediction Limit Intrawell Non-parametric

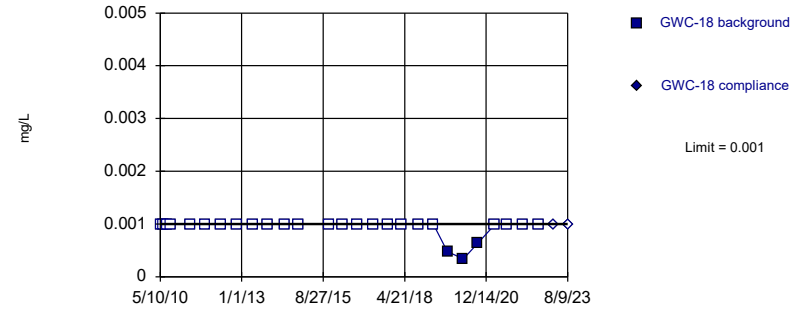


Non-parametric test used in lieu of parametric prediction limit because censored data exceeded 50%. Limit is highest of 28 background values. 85.71% NDs. Well-constituent pair annual alpha = 0.004669. Individual comparison alpha = 0.002337 (1 of 2).

Constituent: Nickel Analysis Run 9/26/2023 2:29 PM View: Appendix I - Intrawell
Plant Scherer Client: Southern Company Data: Scherer Cell 1-CCR

Within Limit

Prediction Limit Intrawell Non-parametric

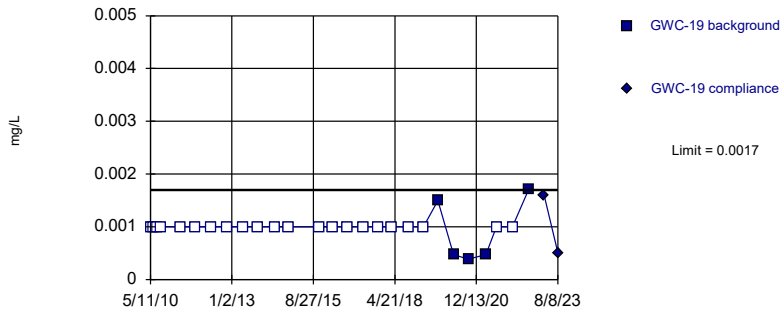


Non-parametric test used in lieu of parametric prediction limit because censored data exceeded 50%. Limit is highest of 27 background values. 88.89% NDs. Well-constituent pair annual alpha = 0.004998. Individual comparison alpha = 0.002502 (1 of 2).

Constituent: Nickel Analysis Run 9/26/2023 2:29 PM View: Appendix I - Intrawell
Plant Scherer Client: Southern Company Data: Scherer Cell 1-CCR

Within Limit

Prediction Limit Intrawell Non-parametric

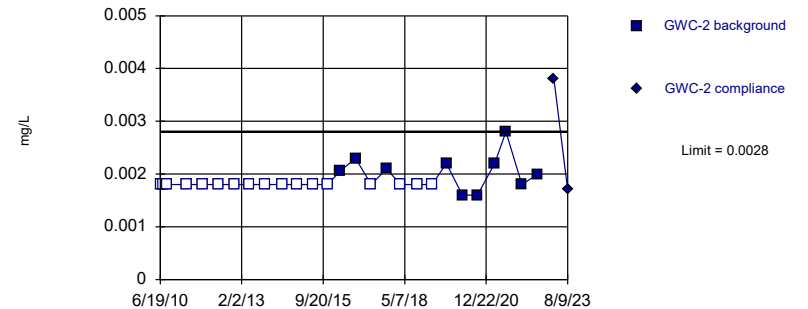


Non-parametric test used in lieu of parametric prediction limit because censored data exceeded 50%. Limit is highest of 27 background values. 81.48% NDs. Well-constituent pair annual alpha = 0.004998. Individual comparison alpha = 0.002502 (1 of 2).

Constituent: Nickel Analysis Run 9/26/2023 2:29 PM View: Appendix I - Intrawell
Plant Scherer Client: Southern Company Data: Scherer Cell 1-CCR

Within Limit

Prediction Limit Intrawell Non-parametric

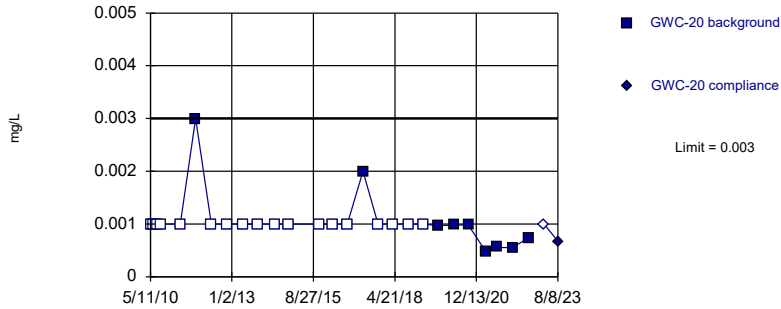


Non-parametric test used in lieu of parametric prediction limit because censored data exceeded 50%. Limit is highest of 27 background values. 62.96% NDs. Well-constituent pair annual alpha = 0.004998. Individual comparison alpha = 0.002502 (1 of 2).

Constituent: Nickel Analysis Run 9/26/2023 2:29 PM View: Appendix I - Intrawell
Plant Scherer Client: Southern Company Data: Scherer Cell 1-CCR

Within Limit

Prediction Limit Intrawell Non-parametric

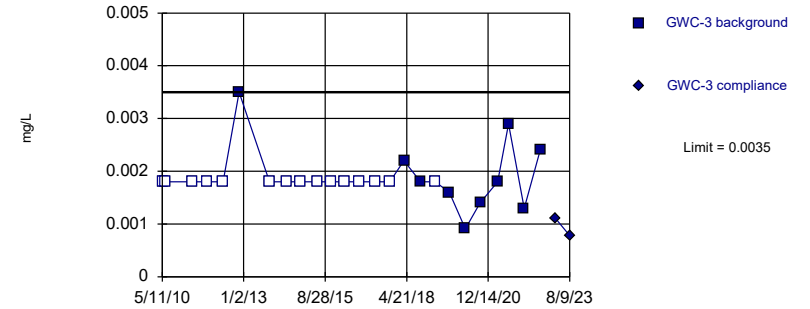


Non-parametric test used in lieu of parametric prediction limit because censored data exceeded 50%. Limit is highest of 27 background values. 66.67% NDs. Well-constituent pair annual alpha = 0.004998. Individual comparison alpha = 0.002502 (1 of 2).

Constituent: Nickel Analysis Run 9/26/2023 2:30 PM View: Appendix I - Intrawell
Plant Scherer Client: Southern Company Data: Scherer Cell 1-CCR

Within Limit

Prediction Limit Intrawell Non-parametric

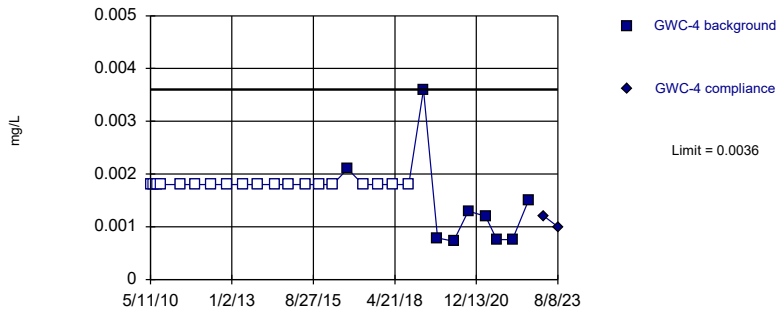


Non-parametric test used in lieu of parametric prediction limit because censored data exceeded 50%. Limit is highest of 25 background values. 60% NDs. Well-constituent pair annual alpha = 0.005656. Individual comparison alpha = 0.002832 (1 of 2).

Constituent: Nickel Analysis Run 9/26/2023 2:30 PM View: Appendix I - Intrawell
Plant Scherer Client: Southern Company Data: Scherer Cell 1-CCR

Within Limit

Prediction Limit Intrawell Non-parametric

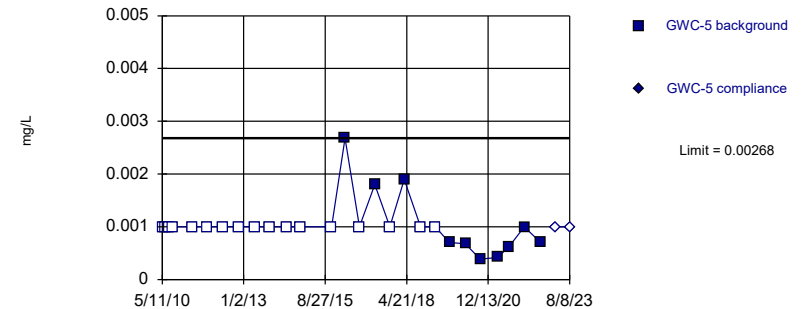


Non-parametric test used in lieu of parametric prediction limit because censored data exceeded 50%. Limit is highest of 28 background values. 67.86% NDs. Well-constituent pair annual alpha = 0.004669. Individual comparison alpha = 0.002337 (1 of 2).

Constituent: Nickel Analysis Run 9/26/2023 2:30 PM View: Appendix I - Intrawell
Plant Scherer Client: Southern Company Data: Scherer Cell 1-CCR

Within Limit

Prediction Limit Intrawell Non-parametric

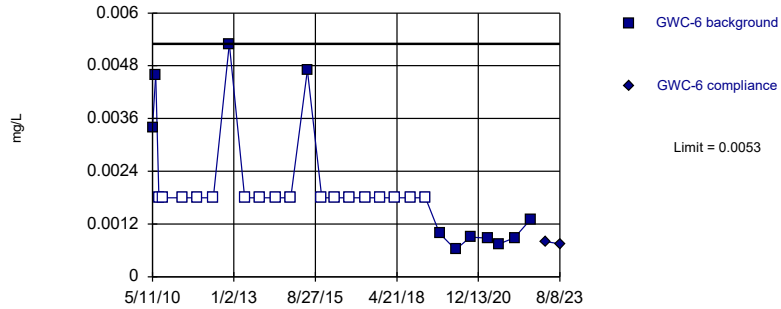


Non-parametric test used in lieu of parametric prediction limit because censored data exceeded 50%. Limit is highest of 27 background values. 62.96% NDs. Well-constituent pair annual alpha = 0.004998. Individual comparison alpha = 0.002502 (1 of 2).

Constituent: Nickel Analysis Run 9/26/2023 2:30 PM View: Appendix I - Intrawell
Plant Scherer Client: Southern Company Data: Scherer Cell 1-CCR

Within Limit

Prediction Limit
Intrawell Non-parametric

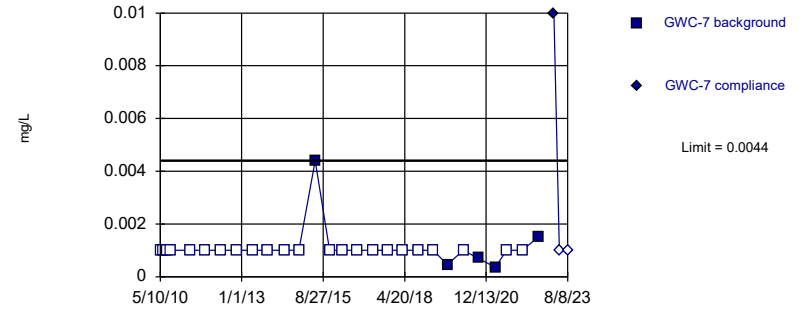


Non-parametric test used in lieu of parametric prediction limit because censored data exceeded 50%. Limit is highest of 28 background values. 60.71% NDs. Well-constituent pair annual alpha = 0.004669. Individual comparison alpha = 0.002337 (1 of 2).

Constituent: Nickel Analysis Run 9/26/2023 2:30 PM View: Appendix I - Intrawell
Plant Scherer Client: Southern Company Data: Scherer Cell 1-CCR

Within Limit

Prediction Limit
Intrawell Non-parametric

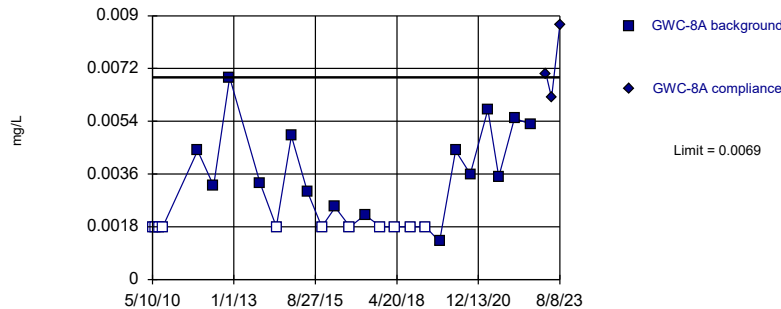


Non-parametric test used in lieu of parametric prediction limit because censored data exceeded 50%. Limit is highest of 28 background values. 82.14% NDs. Well-constituent pair annual alpha = 0.004669. Individual comparison alpha = 0.002337 (1 of 2).

Constituent: Nickel Analysis Run 9/26/2023 2:30 PM View: Appendix I - Intrawell
Plant Scherer Client: Southern Company Data: Scherer Cell 1-CCR

Exceeds Limit

Prediction Limit
Intrawell Non-parametric

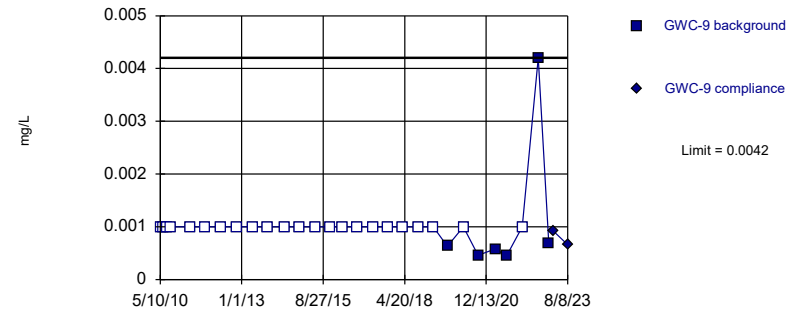


Non-parametric test used in lieu of parametric prediction limit because the Shapiro Wilk normality test showed the data to be non-normal at the 0.01 alpha level. Limit is highest of 26 background values. 42.31% NDs. Well-constituent pair annual alpha = 0.005327. Individual comparison alpha = 0.002667 (1 of 2).

Constituent: Nickel Analysis Run 9/26/2023 2:30 PM View: Appendix I - Intrawell
Plant Scherer Client: Southern Company Data: Scherer Cell 1-CCR

Within Limit

Prediction Limit
Intrawell Non-parametric

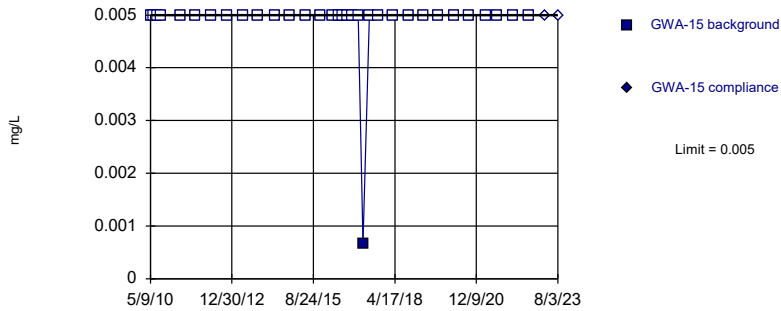


Non-parametric test used in lieu of parametric prediction limit because censored data exceeded 50%. Limit is highest of 29 background values. 79.31% NDs. Well-constituent pair annual alpha = 0.00434. Individual comparison alpha = 0.002172 (1 of 2).

Constituent: Nickel Analysis Run 9/26/2023 2:30 PM View: Appendix I - Intrawell
Plant Scherer Client: Southern Company Data: Scherer Cell 1-CCR

Within Limit

Prediction Limit
Intrawell Non-parametric

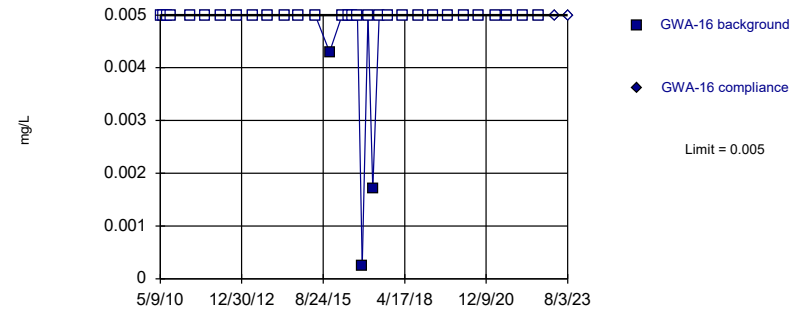


Non-parametric test used in lieu of parametric prediction limit because censored data exceeded 50%. Limit is highest of 33 background values. 96.97% NDs. Well-constituent pair annual alpha = 0.003399. Individual comparison alpha = 0.001701 (1 of 2).

Constituent: Selenium, Total Analysis Run 9/26/2023 2:30 PM View: Appendix I - Intrawell
Plant Scherer Client: Southern Company Data: Scherer Cell 1-CCR

Within Limit

Prediction Limit
Intrawell Non-parametric

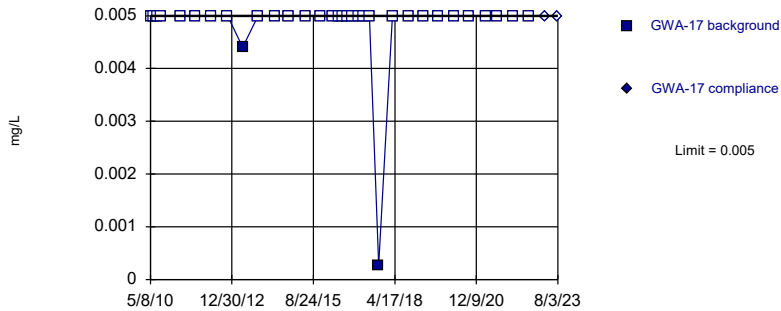


Non-parametric test used in lieu of parametric prediction limit because censored data exceeded 50%. Limit is highest of 33 background values. 90.91% NDs. Well-constituent pair annual alpha = 0.003399. Individual comparison alpha = 0.001701 (1 of 2).

Constituent: Selenium, Total Analysis Run 9/26/2023 2:30 PM View: Appendix I - Intrawell
Plant Scherer Client: Southern Company Data: Scherer Cell 1-CCR

Within Limit

Prediction Limit
Intrawell Non-parametric

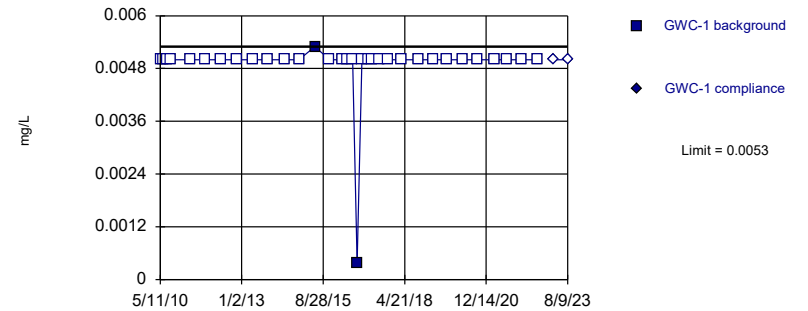


Non-parametric test used in lieu of parametric prediction limit because censored data exceeded 50%. Limit is highest of 33 background values. 93.94% NDs. Well-constituent pair annual alpha = 0.003399. Individual comparison alpha = 0.001701 (1 of 2).

Constituent: Selenium, Total Analysis Run 9/26/2023 2:30 PM View: Appendix I - Intrawell
Plant Scherer Client: Southern Company Data: Scherer Cell 1-CCR

Within Limit

Prediction Limit
Intrawell Non-parametric

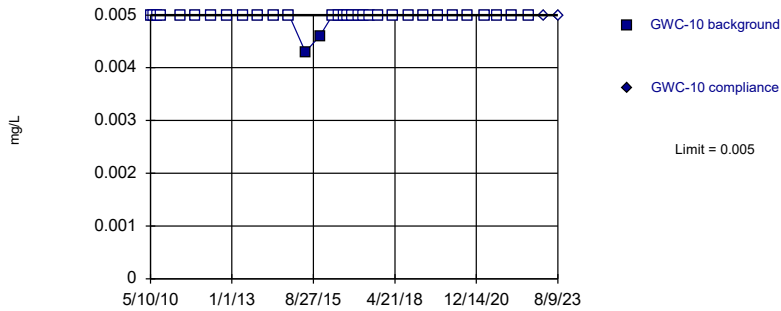


Non-parametric test used in lieu of parametric prediction limit because censored data exceeded 50%. Limit is highest of 33 background values. 93.94% NDs. Well-constituent pair annual alpha = 0.003399. Individual comparison alpha = 0.001701 (1 of 2).

Constituent: Selenium, Total Analysis Run 9/26/2023 2:30 PM View: Appendix I - Intrawell
Plant Scherer Client: Southern Company Data: Scherer Cell 1-CCR

Within Limit

Prediction Limit Intrawell Non-parametric

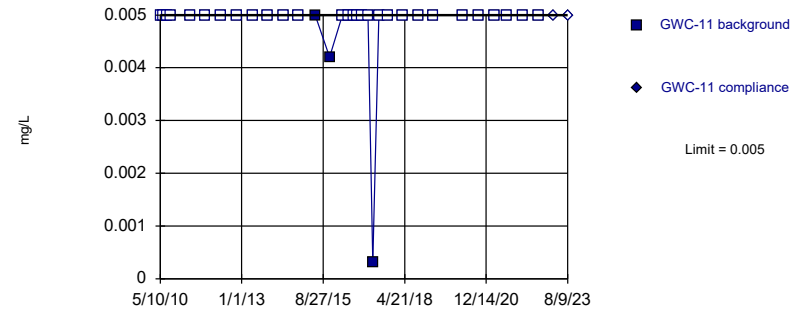


Non-parametric test used in lieu of parametric prediction limit because censored data exceeded 50%. Limit is highest of 33 background values. 93.94% NDs. Well-constituent pair annual alpha = 0.003399. Individual comparison alpha = 0.001701 (1 of 2).

Constituent: Selenium, Total Analysis Run 9/26/2023 2:30 PM View: Appendix I - Intrawell
Plant Scherer Client: Southern Company Data: Scherer Cell 1-CCR

Within Limit

Prediction Limit Intrawell Non-parametric

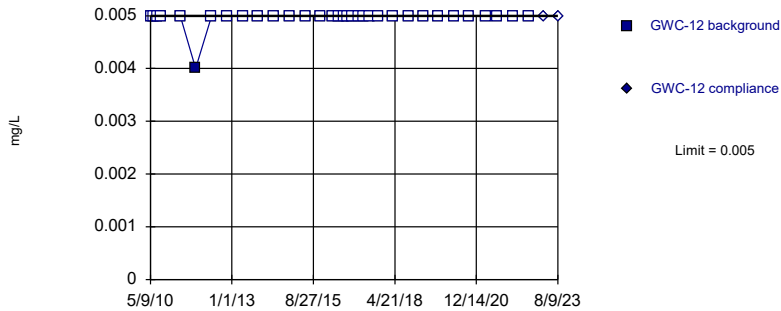


Non-parametric test used in lieu of parametric prediction limit because censored data exceeded 50%. Limit is highest of 32 background values. 90.63% NDs. Well-constituent pair annual alpha = 0.003603. Individual comparison alpha = 0.001803 (1 of 2).

Constituent: Selenium, Total Analysis Run 9/26/2023 2:30 PM View: Appendix I - Intrawell
Plant Scherer Client: Southern Company Data: Scherer Cell 1-CCR

Within Limit

Prediction Limit Intrawell Non-parametric

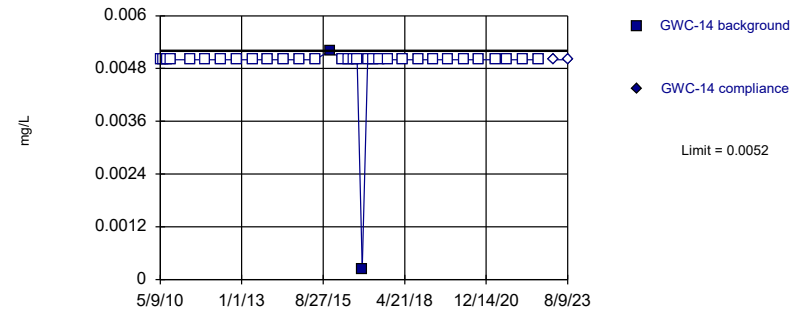


Non-parametric test used in lieu of parametric prediction limit because censored data exceeded 50%. Limit is highest of 33 background values. 96.97% NDs. Well-constituent pair annual alpha = 0.003399. Individual comparison alpha = 0.001701 (1 of 2).

Constituent: Selenium, Total Analysis Run 9/26/2023 2:30 PM View: Appendix I - Intrawell
Plant Scherer Client: Southern Company Data: Scherer Cell 1-CCR

Within Limit

Prediction Limit Intrawell Non-parametric

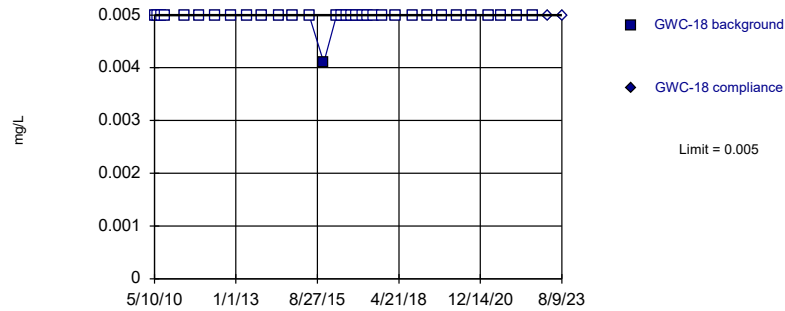


Non-parametric test used in lieu of parametric prediction limit because censored data exceeded 50%. Limit is highest of 33 background values. 93.94% NDs. Well-constituent pair annual alpha = 0.003399. Individual comparison alpha = 0.001701 (1 of 2).

Constituent: Selenium, Total Analysis Run 9/26/2023 2:30 PM View: Appendix I - Intrawell
Plant Scherer Client: Southern Company Data: Scherer Cell 1-CCR

Within Limit

Prediction Limit
Intrawell Non-parametric

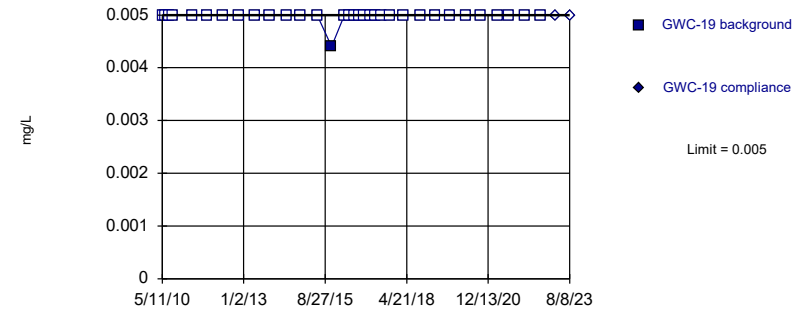


Non-parametric test used in lieu of parametric prediction limit because censored data exceeded 50%. Limit is highest of 33 background values. 96.97% NDs. Well-constituent pair annual alpha = 0.003399. Individual comparison alpha = 0.001701 (1 of 2).

Constituent: Selenium, Total Analysis Run 9/26/2023 2:30 PM View: Appendix I - Intrawell
Plant Scherer Client: Southern Company Data: Scherer Cell 1-CCR

Within Limit

Prediction Limit
Intrawell Non-parametric

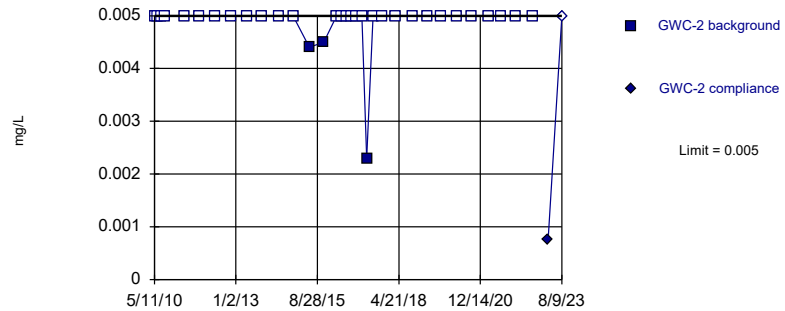


Non-parametric test used in lieu of parametric prediction limit because censored data exceeded 50%. Limit is highest of 33 background values. 96.97% NDs. Well-constituent pair annual alpha = 0.003399. Individual comparison alpha = 0.001701 (1 of 2).

Constituent: Selenium, Total Analysis Run 9/26/2023 2:30 PM View: Appendix I - Intrawell
Plant Scherer Client: Southern Company Data: Scherer Cell 1-CCR

Within Limit

Prediction Limit
Intrawell Non-parametric

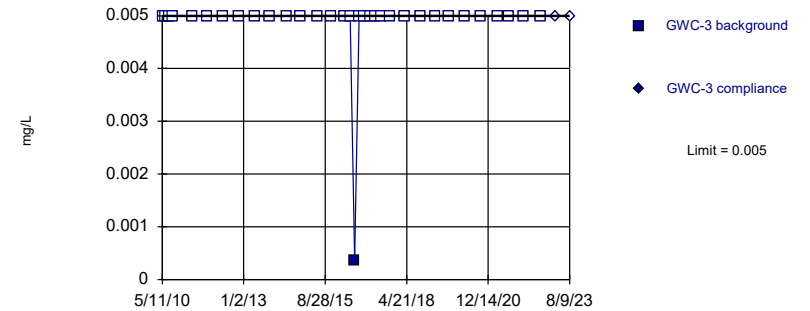


Non-parametric test used in lieu of parametric prediction limit because censored data exceeded 50%. Limit is highest of 33 background values. 90.91% NDs. Well-constituent pair annual alpha = 0.003399. Individual comparison alpha = 0.001701 (1 of 2).

Constituent: Selenium, Total Analysis Run 9/26/2023 2:30 PM View: Appendix I - Intrawell
Plant Scherer Client: Southern Company Data: Scherer Cell 1-CCR

Within Limit

Prediction Limit
Intrawell Non-parametric

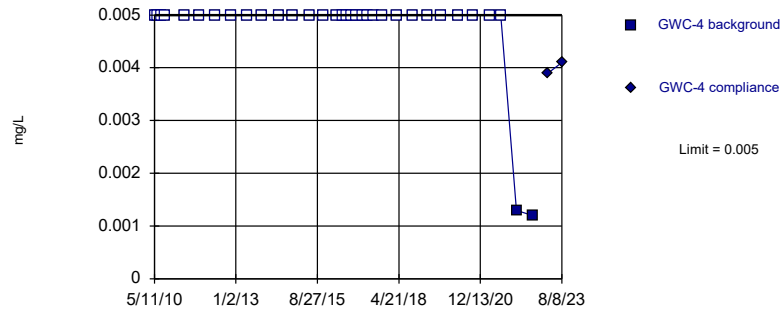


Non-parametric test used in lieu of parametric prediction limit because censored data exceeded 50%. Limit is highest of 33 background values. 96.97% NDs. Well-constituent pair annual alpha = 0.003399. Individual comparison alpha = 0.001701 (1 of 2).

Constituent: Selenium, Total Analysis Run 9/26/2023 2:30 PM View: Appendix I - Intrawell
Plant Scherer Client: Southern Company Data: Scherer Cell 1-CCR

Within Limit

Prediction Limit
Intrawell Non-parametric

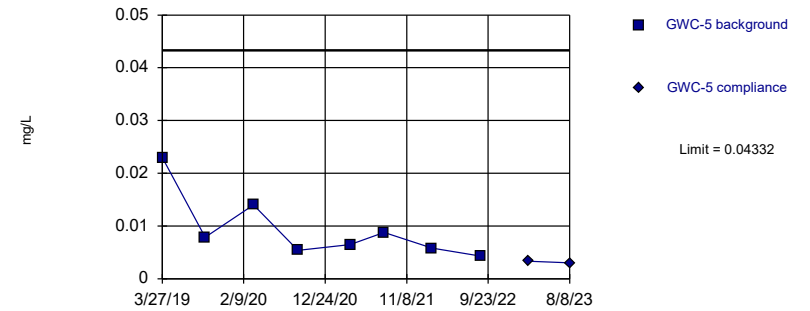


Non-parametric test used in lieu of parametric prediction limit because censored data exceeded 50%. Limit is highest of 33 background values. 93.94% NDs. Well-constituent pair annual alpha = 0.003399. Individual comparison alpha = 0.001701 (1 of 2).

Constituent: Selenium, Total Analysis Run 9/26/2023 2:30 PM View: Appendix I - Intrawell
Plant Scherer Client: Southern Company Data: Scherer Cell 1-CCR

Within Limit

Prediction Limit
Intrawell Parametric

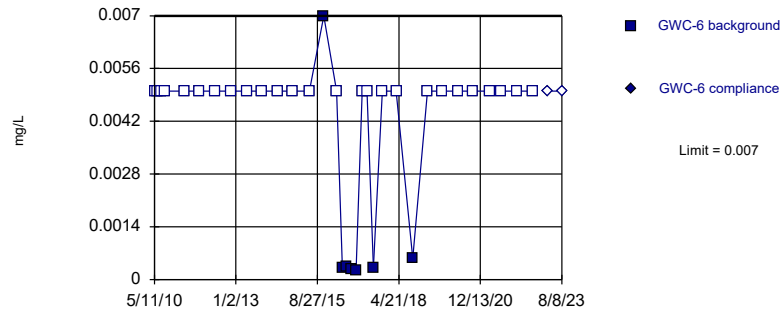


Background Data Summary (based on square root transformation): Mean=0.09356, Std. Dev.=0.02845, n=8. Normality test: Shapiro Wilk @alpha = 0.1, calculated = 0.8603, critical = 0.851. Kappa = 4.027 (c=16, w=17, 1 of 2, event alpha = 0.05132). Report alpha = 0.0001937.

Constituent: Selenium, Total Analysis Run 9/26/2023 2:30 PM View: Appendix I - Intrawell
Plant Scherer Client: Southern Company Data: Scherer Cell 1-CCR

Within Limit

Prediction Limit
Intrawell Non-parametric

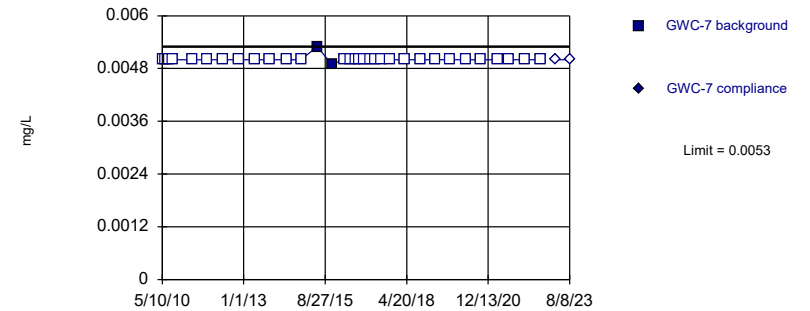


Non-parametric test used in lieu of parametric prediction limit because censored data exceeded 50%. Limit is highest of 33 background values. 78.79% NDs. Well-constituent pair annual alpha = 0.003399. Individual comparison alpha = 0.001701 (1 of 2).

Constituent: Selenium, Total Analysis Run 9/26/2023 2:30 PM View: Appendix I - Intrawell
Plant Scherer Client: Southern Company Data: Scherer Cell 1-CCR

Within Limit

Prediction Limit
Intrawell Non-parametric

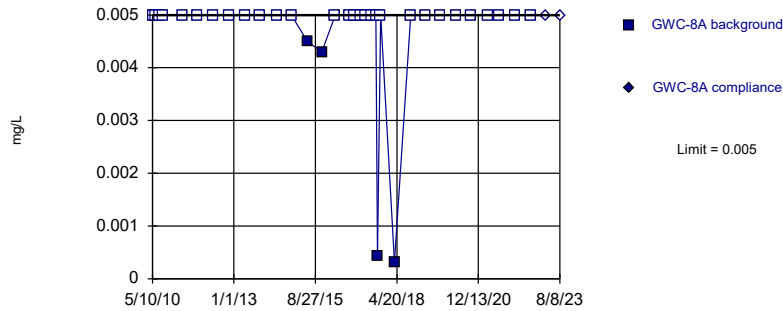


Non-parametric test used in lieu of parametric prediction limit because censored data exceeded 50%. Limit is highest of 33 background values. 93.94% NDs. Well-constituent pair annual alpha = 0.003399. Individual comparison alpha = 0.001701 (1 of 2).

Constituent: Selenium, Total Analysis Run 9/26/2023 2:30 PM View: Appendix I - Intrawell
Plant Scherer Client: Southern Company Data: Scherer Cell 1-CCR

Within Limit

Prediction Limit
Intrawell Non-parametric

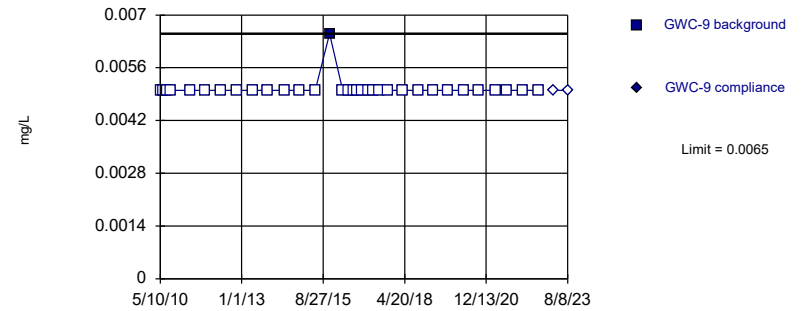


Non-parametric test used in lieu of parametric prediction limit because censored data exceeded 50%. Limit is highest of 33 background values. 87.88% NDs. Well-constituent pair annual alpha = 0.003399. Individual comparison alpha = 0.001701 (1 of 2).

Constituent: Selenium, Total Analysis Run 9/26/2023 2:30 PM View: Appendix I - Intrawell
Plant Scherer Client: Southern Company Data: Scherer Cell 1-CCR

Within Limit

Prediction Limit
Intrawell Non-parametric

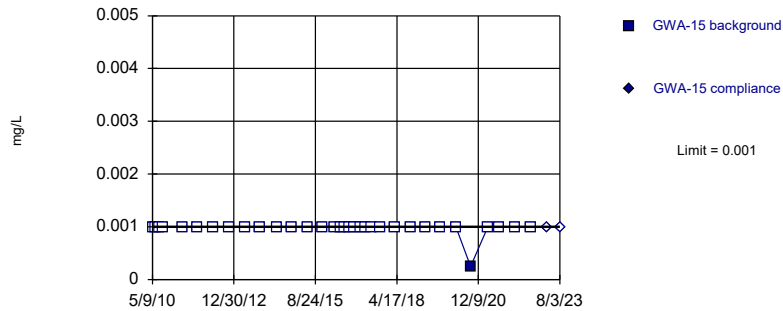


Non-parametric test used in lieu of parametric prediction limit because censored data exceeded 50%. Limit is highest of 33 background values. 96.97% NDs. Well-constituent pair annual alpha = 0.003399. Individual comparison alpha = 0.001701 (1 of 2).

Constituent: Selenium, Total Analysis Run 9/26/2023 2:30 PM View: Appendix I - Intrawell
Plant Scherer Client: Southern Company Data: Scherer Cell 1-CCR

Within Limit

Prediction Limit
Intrawell Non-parametric

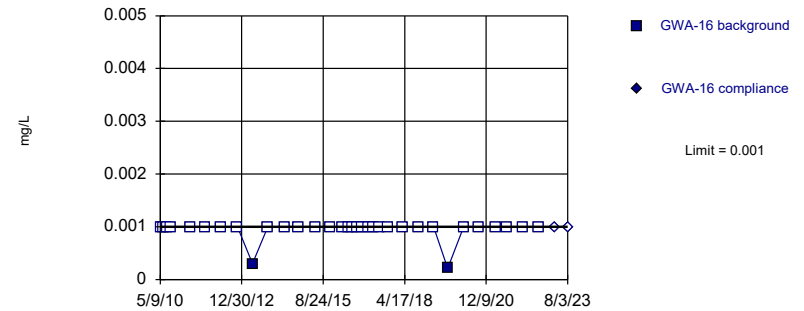


Non-parametric test used in lieu of parametric prediction limit because censored data exceeded 50%. Limit is highest of 33 background values. 96.97% NDs. Well-constituent pair annual alpha = 0.003399. Individual comparison alpha = 0.001701 (1 of 2).

Constituent: Thallium, Total Analysis Run 9/26/2023 2:30 PM View: Appendix I - Intrawell
Plant Scherer Client: Southern Company Data: Scherer Cell 1-CCR

Within Limit

Prediction Limit
Intrawell Non-parametric

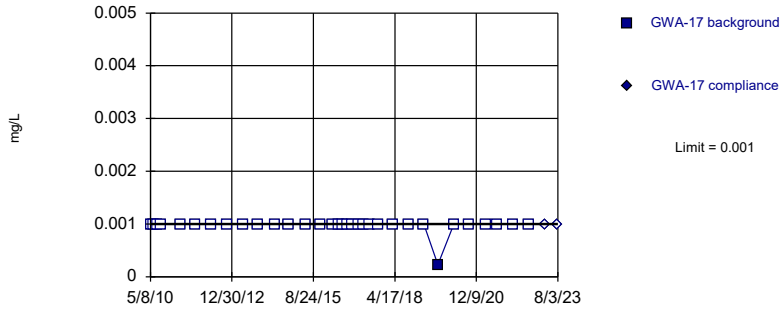


Non-parametric test used in lieu of parametric prediction limit because censored data exceeded 50%. Limit is highest of 33 background values. 93.94% NDs. Well-constituent pair annual alpha = 0.003399. Individual comparison alpha = 0.001701 (1 of 2).

Constituent: Thallium, Total Analysis Run 9/26/2023 2:30 PM View: Appendix I - Intrawell
Plant Scherer Client: Southern Company Data: Scherer Cell 1-CCR

Within Limit

Prediction Limit Intrawell Non-parametric

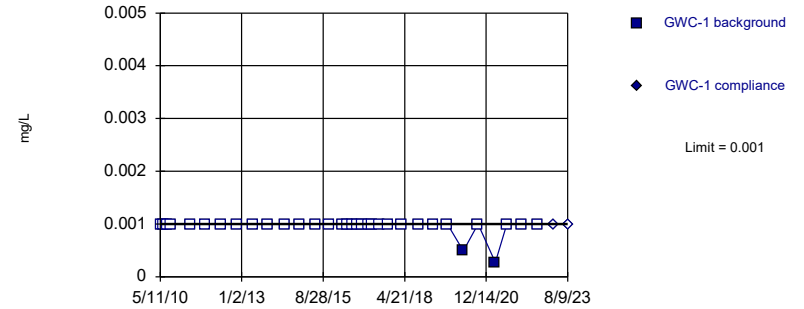


Non-parametric test used in lieu of parametric prediction limit because censored data exceeded 50%. Limit is highest of 33 background values. 96.97% NDs. Well-constituent pair annual alpha = 0.003399. Individual comparison alpha = 0.001701 (1 of 2).

Constituent: Thallium, Total Analysis Run 9/26/2023 2:30 PM View: Appendix I - Intrawell
Plant Scherer Client: Southern Company Data: Scherer Cell 1-CCR

Within Limit

Prediction Limit Intrawell Non-parametric

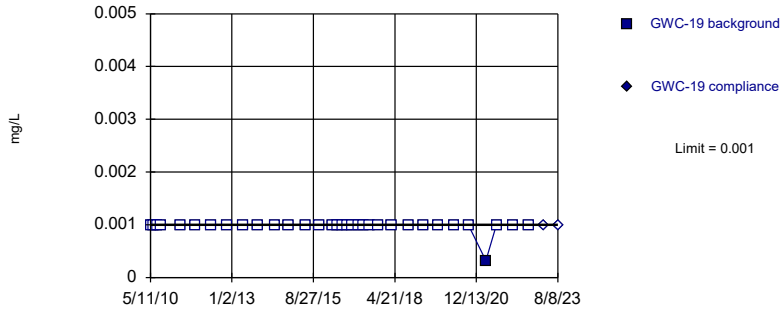


Non-parametric test used in lieu of parametric prediction limit because censored data exceeded 50%. Limit is highest of 33 background values. 93.94% NDs. Well-constituent pair annual alpha = 0.003399. Individual comparison alpha = 0.001701 (1 of 2).

Constituent: Thallium, Total Analysis Run 9/26/2023 2:30 PM View: Appendix I - Intrawell
Plant Scherer Client: Southern Company Data: Scherer Cell 1-CCR

Within Limit

Prediction Limit Intrawell Non-parametric

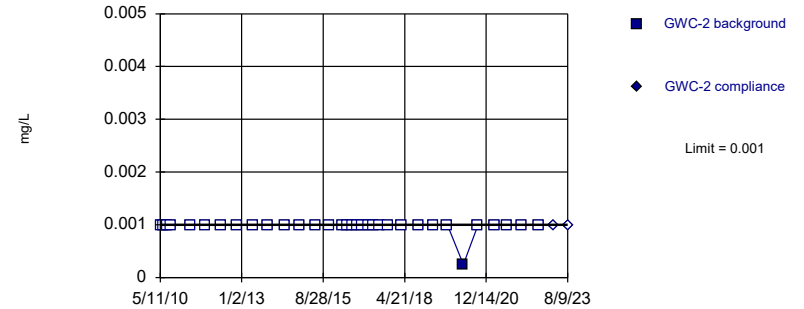


Non-parametric test used in lieu of parametric prediction limit because censored data exceeded 50%. Limit is highest of 33 background values. 96.97% NDs. Well-constituent pair annual alpha = 0.003399. Individual comparison alpha = 0.001701 (1 of 2).

Constituent: Thallium, Total Analysis Run 9/26/2023 2:30 PM View: Appendix I - Intrawell
Plant Scherer Client: Southern Company Data: Scherer Cell 1-CCR

Within Limit

Prediction Limit Intrawell Non-parametric

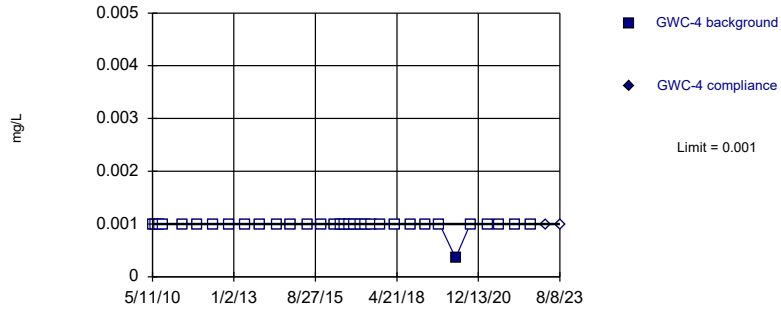


Non-parametric test used in lieu of parametric prediction limit because censored data exceeded 50%. Limit is highest of 33 background values. 96.97% NDs. Well-constituent pair annual alpha = 0.003399. Individual comparison alpha = 0.001701 (1 of 2).

Constituent: Thallium, Total Analysis Run 9/26/2023 2:30 PM View: Appendix I - Intrawell
Plant Scherer Client: Southern Company Data: Scherer Cell 1-CCR

Within Limit

Prediction Limit Intrawell Non-parametric

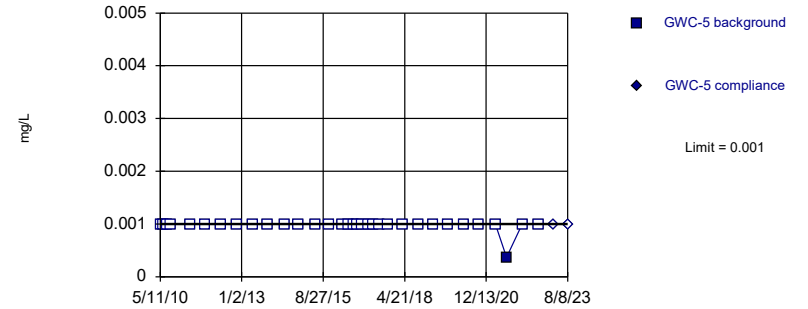


Non-parametric test used in lieu of parametric prediction limit because censored data exceeded 50%. Limit is highest of 33 background values. 96.97% NDs. Well-constituent pair annual alpha = 0.003399. Individual comparison alpha = 0.001701 (1 of 2).

Constituent: Thallium, Total Analysis Run 9/26/2023 2:30 PM View: Appendix I - Intrawell
Plant Scherer Client: Southern Company Data: Scherer Cell 1-CCR

Within Limit

Prediction Limit Intrawell Non-parametric

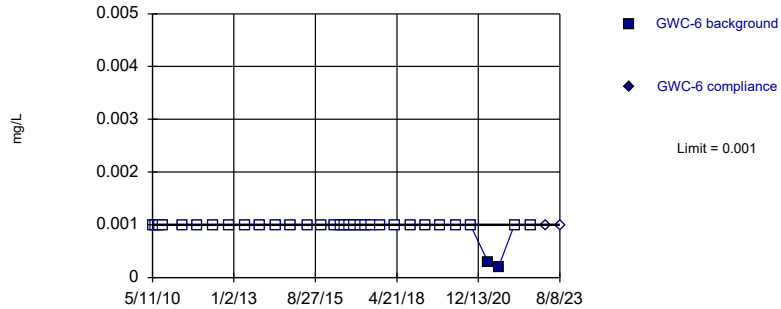


Non-parametric test used in lieu of parametric prediction limit because censored data exceeded 50%. Limit is highest of 33 background values. 96.97% NDs. Well-constituent pair annual alpha = 0.003399. Individual comparison alpha = 0.001701 (1 of 2).

Constituent: Thallium, Total Analysis Run 9/26/2023 2:30 PM View: Appendix I - Intrawell
Plant Scherer Client: Southern Company Data: Scherer Cell 1-CCR

Within Limit

Prediction Limit Intrawell Non-parametric

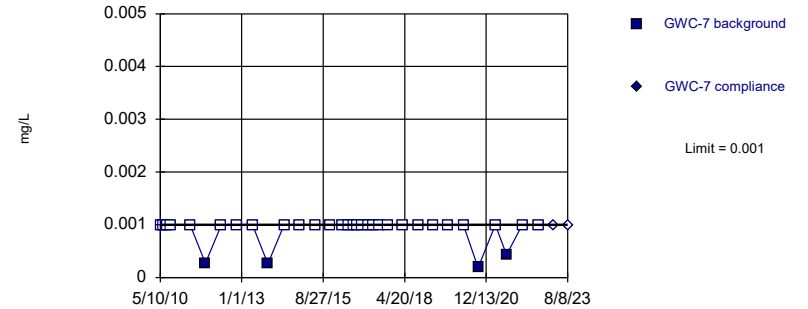


Non-parametric test used in lieu of parametric prediction limit because censored data exceeded 50%. Limit is highest of 33 background values. 93.94% NDs. Well-constituent pair annual alpha = 0.003399. Individual comparison alpha = 0.001701 (1 of 2).

Constituent: Thallium, Total Analysis Run 9/26/2023 2:30 PM View: Appendix I - Intrawell
Plant Scherer Client: Southern Company Data: Scherer Cell 1-CCR

Within Limit

Prediction Limit Intrawell Non-parametric

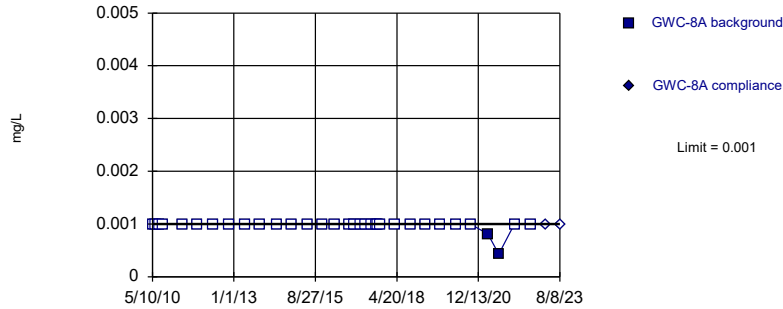


Non-parametric test used in lieu of parametric prediction limit because censored data exceeded 50%. Limit is highest of 33 background values. 87.88% NDs. Well-constituent pair annual alpha = 0.003399. Individual comparison alpha = 0.001701 (1 of 2).

Constituent: Thallium, Total Analysis Run 9/26/2023 2:30 PM View: Appendix I - Intrawell
Plant Scherer Client: Southern Company Data: Scherer Cell 1-CCR

Within Limit

Prediction Limit
Intrawell Non-parametric

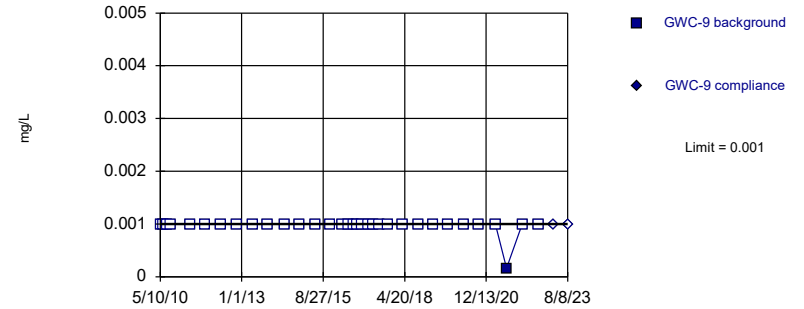


Non-parametric test used in lieu of parametric prediction limit because censored data exceeded 50%. Limit is highest of 33 background values. 93.94% NDs. Well-constituent pair annual alpha = 0.003399. Individual comparison alpha = 0.001701 (1 of 2).

Constituent: Thallium, Total Analysis Run 9/26/2023 2:30 PM View: Appendix I - Intrawell
Plant Scherer Client: Southern Company Data: Scherer Cell 1-CCR

Within Limit

Prediction Limit
Intrawell Non-parametric

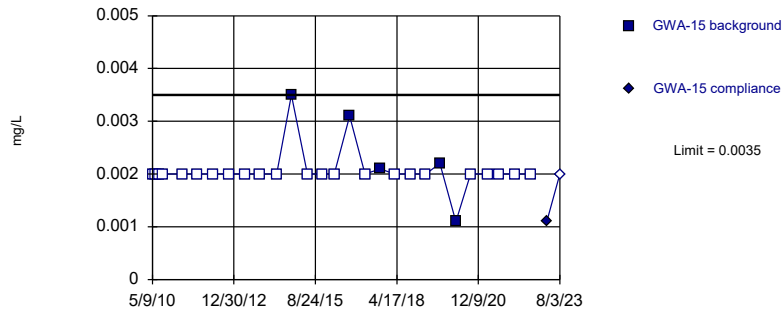


Non-parametric test used in lieu of parametric prediction limit because censored data exceeded 50%. Limit is highest of 33 background values. 96.97% NDs. Well-constituent pair annual alpha = 0.003399. Individual comparison alpha = 0.001701 (1 of 2).

Constituent: Thallium, Total Analysis Run 9/26/2023 2:30 PM View: Appendix I - Intrawell
Plant Scherer Client: Southern Company Data: Scherer Cell 1-CCR

Within Limit

Prediction Limit
Intrawell Non-parametric

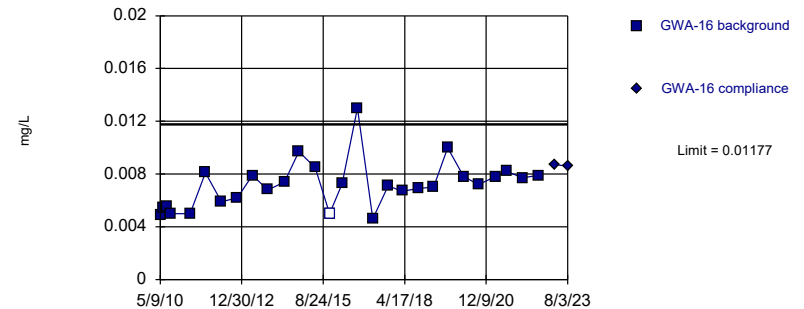


Non-parametric test used in lieu of parametric prediction limit because censored data exceeded 50%. Limit is highest of 28 background values. 82.14% NDs. Well-constituent pair annual alpha = 0.004669. Individual comparison alpha = 0.002337 (1 of 2).

Constituent: Vanadium Analysis Run 9/26/2023 2:30 PM View: Appendix I - Intrawell
Plant Scherer Client: Southern Company Data: Scherer Cell 1-CCR

Within Limit

Prediction Limit
Intrawell Parametric

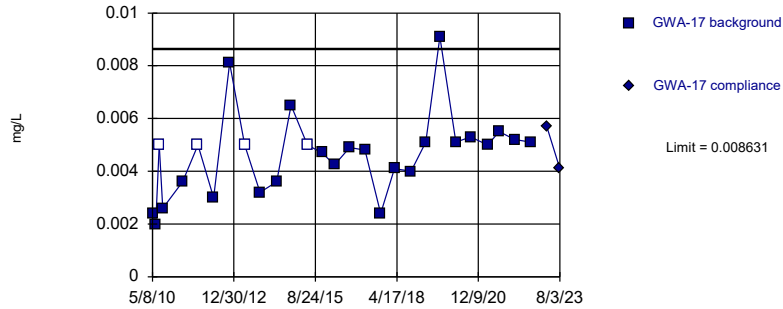


Background Data Summary: Mean=0.007159, Std. Dev.=0.001817, n=28, 3.571% NDs. Normality test: Shapiro Wilk @alpha = 0.01, calculated = 0.9098, critical = 0.896. Kappa = 2.539 (c=16, w=17, 1 of 2, event alpha = 0.05132). Report alpha = 0.0001937.

Constituent: Vanadium Analysis Run 9/26/2023 2:31 PM View: Appendix I - Intrawell
Plant Scherer Client: Southern Company Data: Scherer Cell 1-CCR

Within Limit

Prediction Limit
Intrawell Parametric

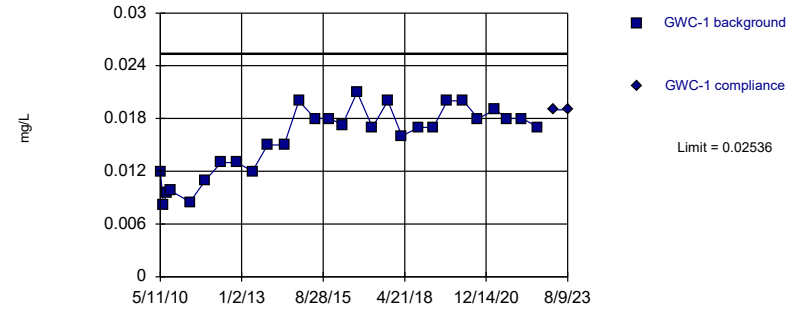


Background Data Summary: Mean=0.004626, Std. Dev.=0.001577, n=28, 14.29% NDs. Normality test: Shapiro Wilk @alpha = 0.01, calculated = 0.9059, critical = 0.896. Kappa = 2.539 (c=16, w=17, 1 of 2, event alpha = 0.05132). Report alpha = 0.0001937.

Constituent: Vanadium Analysis Run 9/26/2023 2:31 PM View: Appendix I - Intrawell
Plant Scherer Client: Southern Company Data: Scherer Cell 1-CCR

Within Limit

Prediction Limit
Intrawell Parametric

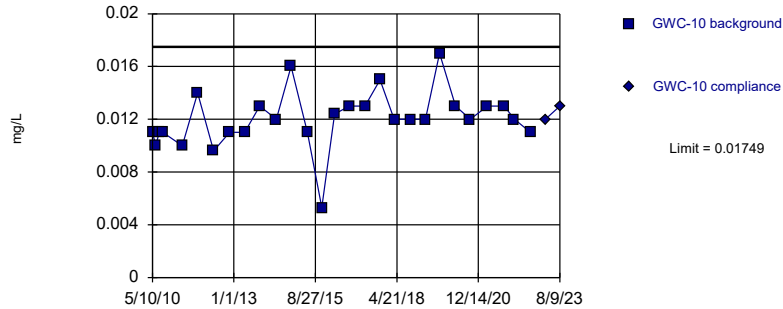


Background Data Summary: Mean=0.01566, Std. Dev.=0.003819, n=28. Normality test: Shapiro Wilk @alpha = 0.01, calculated = 0.9099, critical = 0.896. Kappa = 2.539 (c=16, w=17, 1 of 2, event alpha = 0.05132). Report alpha = 0.0001937.

Constituent: Vanadium Analysis Run 9/26/2023 2:31 PM View: Appendix I - Intrawell
Plant Scherer Client: Southern Company Data: Scherer Cell 1-CCR

Within Limit

Prediction Limit
Intrawell Parametric

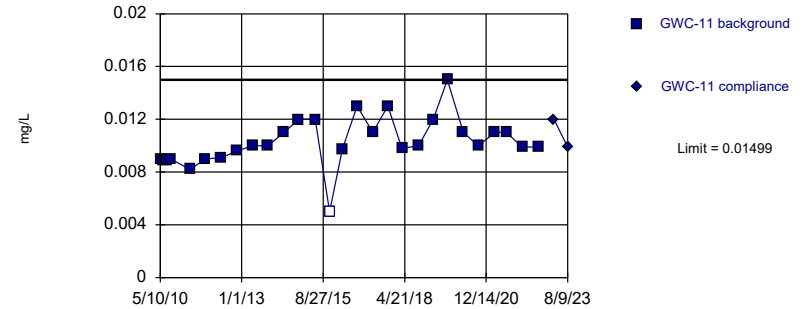


Background Data Summary: Mean=0.01201, Std. Dev.=0.002159, n=28. Normality test: Shapiro Wilk @alpha = 0.01, calculated = 0.9143, critical = 0.896. Kappa = 2.539 (c=16, w=17, 1 of 2, event alpha = 0.05132). Report alpha = 0.0001937.

Constituent: Vanadium Analysis Run 9/26/2023 2:31 PM View: Appendix I - Intrawell
Plant Scherer Client: Southern Company Data: Scherer Cell 1-CCR

Within Limit

Prediction Limit
Intrawell Parametric

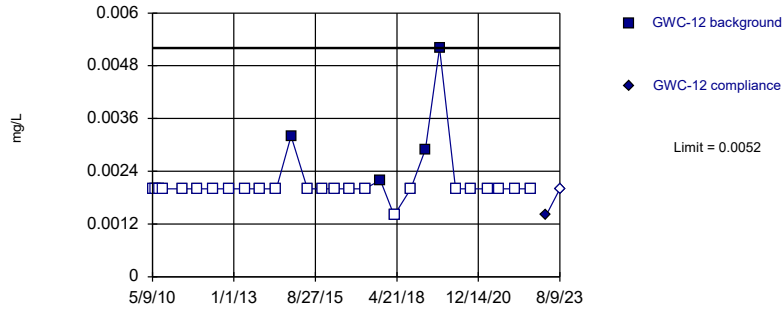


Background Data Summary: Mean=0.01029, Std. Dev.=0.00185, n=28, 3.571% NDs. Normality test: Shapiro Wilk @alpha = 0.01, calculated = 0.9363, critical = 0.896. Kappa = 2.539 (c=16, w=17, 1 of 2, event alpha = 0.05132). Report alpha = 0.0001937.

Constituent: Vanadium Analysis Run 9/26/2023 2:31 PM View: Appendix I - Intrawell
Plant Scherer Client: Southern Company Data: Scherer Cell 1-CCR

Within Limit

Prediction Limit
Intrawell Non-parametric

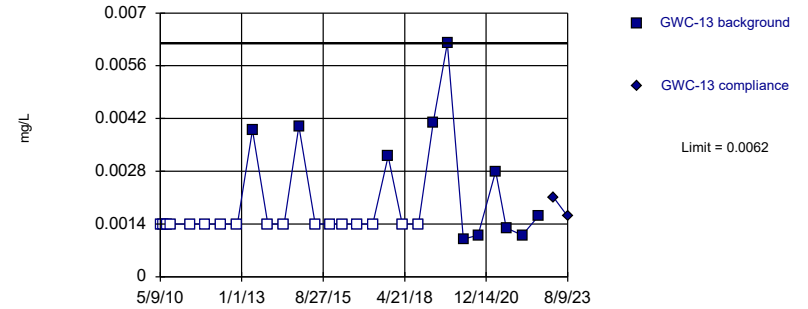


Non-parametric test used in lieu of parametric prediction limit because censored data exceeded 50%. Limit is highest of 28 background values. 85.71% NDs. Well-constituent pair annual alpha = 0.004669. Individual comparison alpha = 0.002337 (1 of 2).

Constituent: Vanadium Analysis Run 9/26/2023 2:31 PM View: Appendix I - Intrawell
Plant Scherer Client: Southern Company Data: Scherer Cell 1-CCR

Within Limit

Prediction Limit
Intrawell Non-parametric

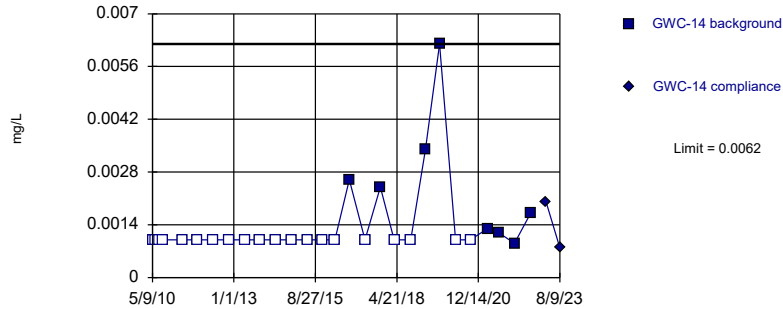


Non-parametric test used in lieu of parametric prediction limit because censored data exceeded 50%. Limit is highest of 28 background values. 60.71% NDs. Well-constituent pair annual alpha = 0.004669. Individual comparison alpha = 0.002337 (1 of 2).

Constituent: Vanadium Analysis Run 9/26/2023 2:31 PM View: Appendix I - Intrawell
Plant Scherer Client: Southern Company Data: Scherer Cell 1-CCR

Within Limit

Prediction Limit
Intrawell Non-parametric

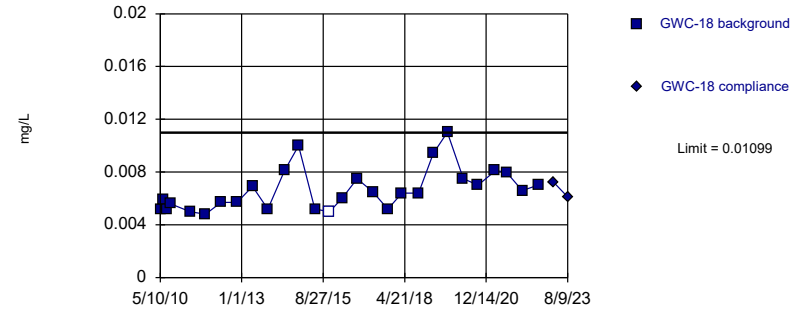


Non-parametric test used in lieu of parametric prediction limit because censored data exceeded 50%. Limit is highest of 28 background values. 71.43% NDs. Well-constituent pair annual alpha = 0.004669. Individual comparison alpha = 0.002337 (1 of 2).

Constituent: Vanadium Analysis Run 9/26/2023 2:31 PM View: Appendix I - Intrawell
Plant Scherer Client: Southern Company Data: Scherer Cell 1-CCR

Within Limit

Prediction Limit
Intrawell Parametric

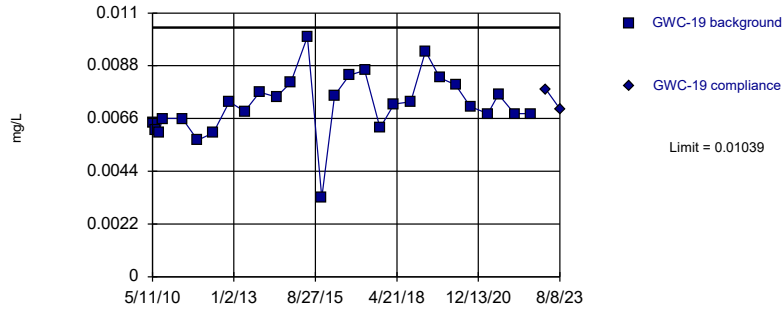


Background Data Summary (based on square root transformation): Mean=0.08101, Std. Dev.=0.009376, n=28, 3.571% NDs. Normality test: Shapiro Wilk @alpha = 0.01, calculated = 0.914, critical = 0.896. Kappa = 2.539 (c=16, w=17, 1 of 2, event alpha = 0.05132). Report alpha = 0.0001937.

Constituent: Vanadium Analysis Run 9/26/2023 2:31 PM View: Appendix I - Intrawell
Plant Scherer Client: Southern Company Data: Scherer Cell 1-CCR

Within Limit

Prediction Limit
Intrawell Parametric

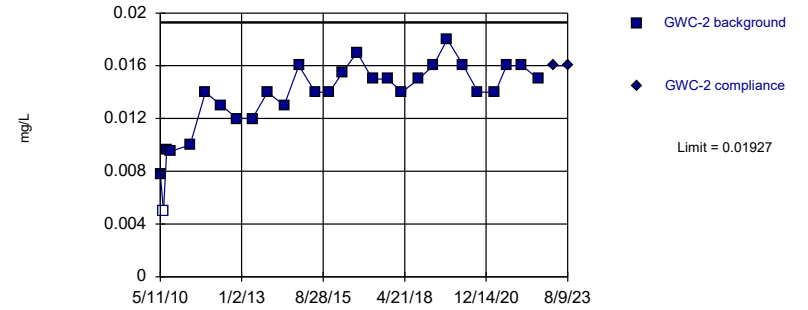


Background Data Summary: Mean=0.007152, Std. Dev.=0.001274, n=28. Normality test: Shapiro Wilk @alpha = 0.01, calculated = 0.954, critical = 0.896. Kappa = 2.539 (c=16, w=17, 1 of 2, event alpha = 0.05132). Report alpha = 0.0001937.

Constituent: Vanadium Analysis Run 9/26/2023 2:31 PM View: Appendix I - Intrawell
 Plant Scherer Client: Southern Company Data: Scherer Cell 1-CCR

Within Limit

Prediction Limit
Intrawell Parametric

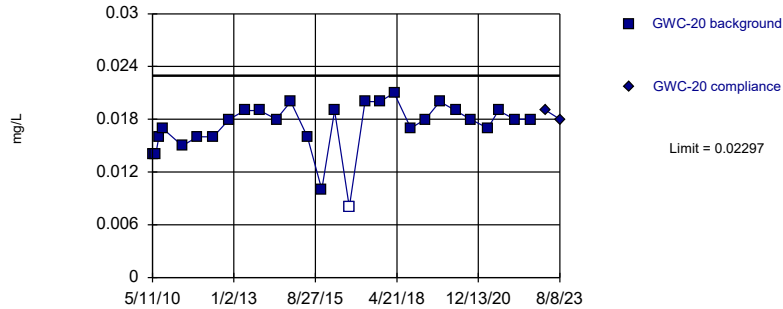


Background Data Summary (based on square transformation): Mean=0.0001928, Std. Dev.=0.00007035, n=28, 3.571% NDs. Normality test: Shapiro Wilk @alpha = 0.01, calculated = 0.9467, critical = 0.896. Kappa = 2.539 (c=16, w=17, 1 of 2, event alpha = 0.05132). Report alpha = 0.0001937.

Constituent: Vanadium Analysis Run 9/26/2023 2:31 PM View: Appendix I - Intrawell
 Plant Scherer Client: Southern Company Data: Scherer Cell 1-CCR

Within Limit

Prediction Limit
Intrawell Parametric

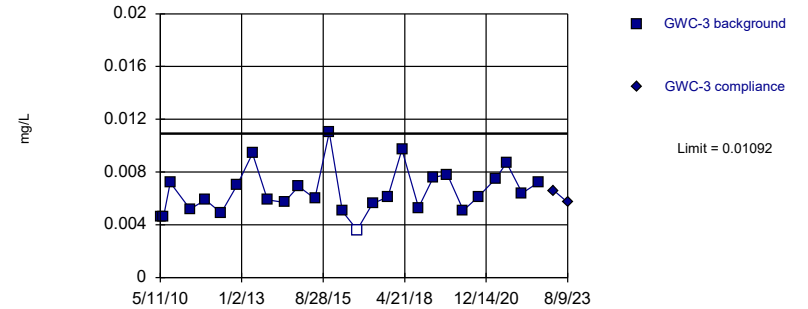


Background Data Summary (based on square transformation): Mean=0.0003022, Std. Dev.=0.00008879, n=28, 3.571% NDs. Normality test: Shapiro Wilk @alpha = 0.01, calculated = 0.9229, critical = 0.896. Kappa = 2.539 (c=16, w=17, 1 of 2, event alpha = 0.05132). Report alpha = 0.0001937.

Constituent: Vanadium Analysis Run 9/26/2023 2:31 PM View: Appendix I - Intrawell
 Plant Scherer Client: Southern Company Data: Scherer Cell 1-CCR

Within Limit

Prediction Limit
Intrawell Parametric

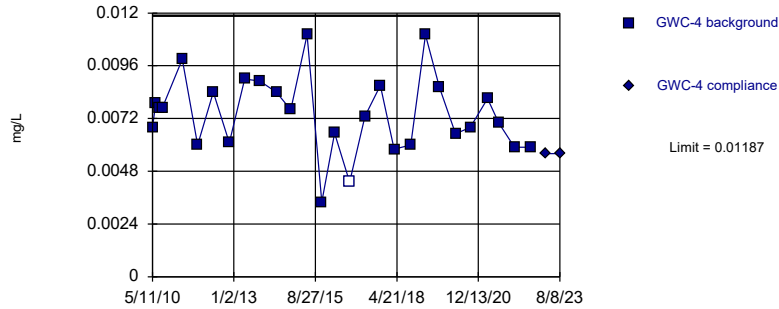


Background Data Summary: Mean=0.00652, Std. Dev.=0.001723, n=27, 3.704% NDs. Normality test: Shapiro Wilk @alpha = 0.01, calculated = 0.9459, critical = 0.894. Kappa = 2.555 (c=16, w=17, 1 of 2, event alpha = 0.05132). Report alpha = 0.0001937.

Constituent: Vanadium Analysis Run 9/26/2023 2:31 PM View: Appendix I - Intrawell
 Plant Scherer Client: Southern Company Data: Scherer Cell 1-CCR

Within Limit

Prediction Limit
Intrawell Parametric

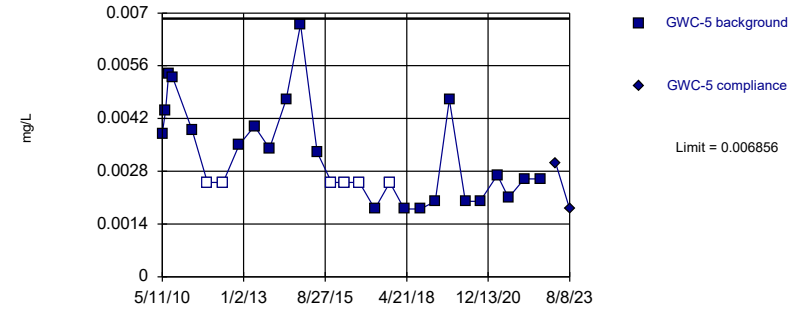


Background Data Summary: Mean=0.007401, Std. Dev.=0.001762, n=28, 3.571% NDs. Normality test: Shapiro Wilk @alpha = 0.01, calculated = 0.9736, critical = 0.896. Kappa = 2.539 (c=16, w=17, 1 of 2, event alpha = 0.05132). Report alpha = 0.0001937.

Constituent: Vanadium Analysis Run 9/26/2023 2:31 PM View: Appendix I - Intrawell
Plant Scherer Client: Southern Company Data: Scherer Cell 1-CCR

Within Limit

Prediction Limit
Intrawell Parametric

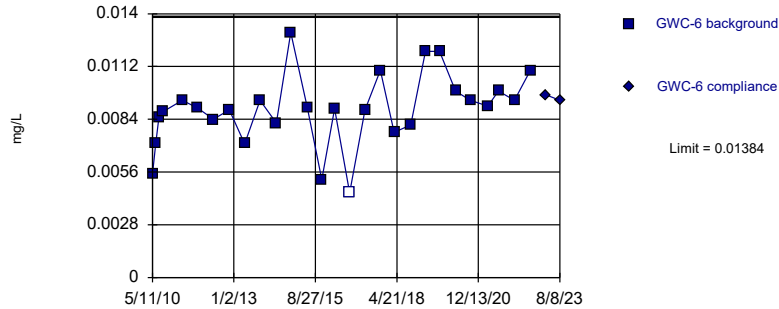


Background Data Summary (based on square root transformation) (after Kaplan-Meier Adjustment): Mean=0.05297, Std. Dev.=0.01175, n=28, 21.43% NDs. Normality test: Shapiro Wilk @alpha = 0.01, calculated = 0.9136, critical = 0.896. Kappa = 2.539 (c=16, w=17, 1 of 2, event alpha = 0.05132). Report alpha = 0.0001937.

Constituent: Vanadium Analysis Run 9/26/2023 2:31 PM View: Appendix I - Intrawell
Plant Scherer Client: Southern Company Data: Scherer Cell 1-CCR

Within Limit

Prediction Limit
Intrawell Parametric

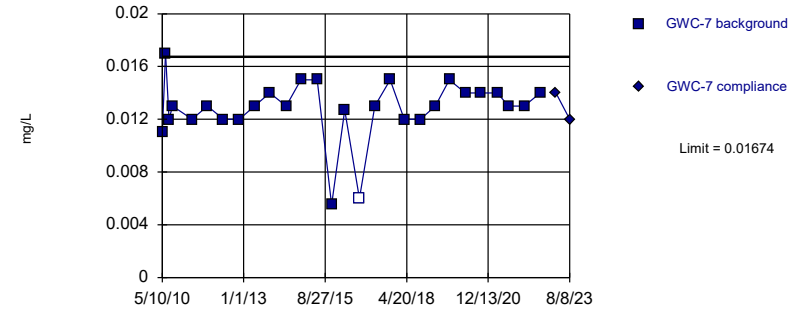


Background Data Summary: Mean=0.008906, Std. Dev.=0.001944, n=28, 3.571% NDs. Normality test: Shapiro Wilk @alpha = 0.01, calculated = 0.9533, critical = 0.896. Kappa = 2.539 (c=16, w=17, 1 of 2, event alpha = 0.05132). Report alpha = 0.0001937.

Constituent: Vanadium Analysis Run 9/26/2023 2:31 PM View: Appendix I - Intrawell
Plant Scherer Client: Southern Company Data: Scherer Cell 1-CCR

Within Limit

Prediction Limit
Intrawell Parametric

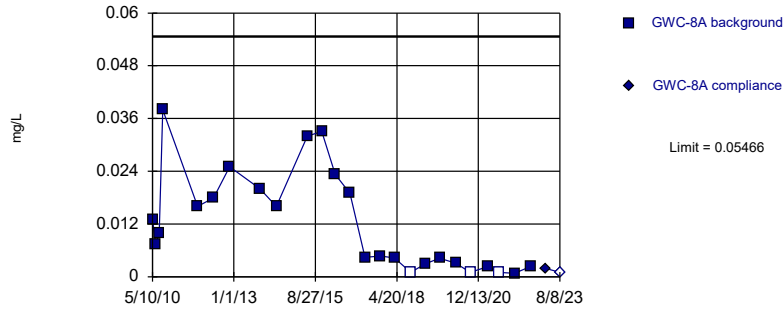


Background Data Summary (based on cube transformation): Mean=0.00000228, Std. Dev.=9.5e-7, n=28, 3.571% NDs. Normality test: Shapiro Wilk @alpha = 0.01, calculated = 0.9239, critical = 0.896. Kappa = 2.539 (c=16, w=17, 1 of 2, event alpha = 0.05132). Report alpha = 0.0001937.

Constituent: Vanadium Analysis Run 9/26/2023 2:31 PM View: Appendix I - Intrawell
Plant Scherer Client: Southern Company Data: Scherer Cell 1-CCR

Within Limit

Prediction Limit
Intrawell Parametric

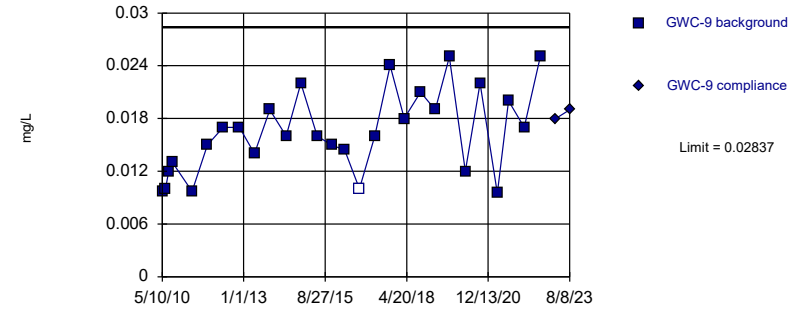


Background Data Summary (based on square root transformation): Mean=0.09712, Std. Dev.=0.05288, n=25, 12% NDs. Normality test: Shapiro Wilk @alpha = 0.01, calculated = 0.9208, critical = 0.888. Kappa = 2.585 (c=16, w=17, 1 of 2, event alpha = 0.05132). Report alpha = 0.0001937.

Constituent: Vanadium Analysis Run 9/26/2023 2:31 PM View: Appendix I - Intrawell
Plant Scherer Client: Southern Company Data: Scherer Cell 1-CCR

Within Limit

Prediction Limit
Intrawell Parametric

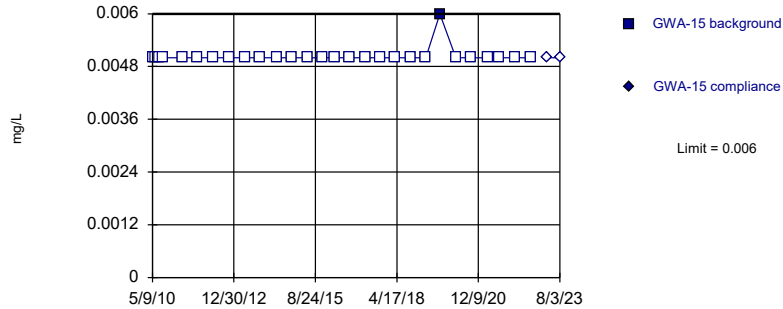


Background Data Summary: Mean=0.01637, Std. Dev.=0.004727, n=28, 3.571% NDs. Normality test: Shapiro Wilk @alpha = 0.01, calculated = 0.9477, critical = 0.896. Kappa = 2.539 (c=16, w=17, 1 of 2, event alpha = 0.05132). Report alpha = 0.0001937.

Constituent: Vanadium Analysis Run 9/26/2023 2:31 PM View: Appendix I - Intrawell
Plant Scherer Client: Southern Company Data: Scherer Cell 1-CCR

Within Limit

Prediction Limit
Intrawell Non-parametric

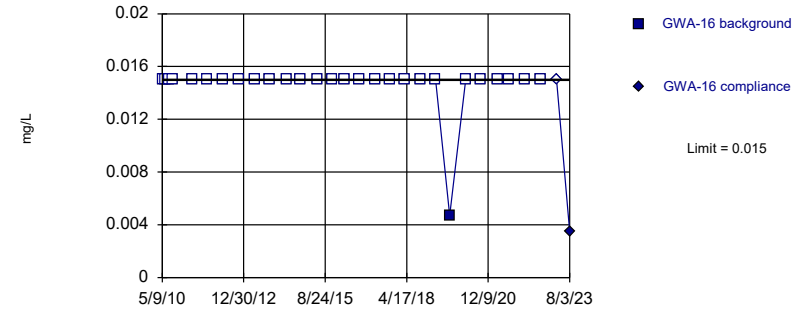


Non-parametric test used in lieu of parametric prediction limit because censored data exceeded 50%. Limit is highest of 28 background values. 96.43% NDs. Well-constituent pair annual alpha = 0.004669. Individual comparison alpha = 0.002337 (1 of 2).

Constituent: Zinc Analysis Run 9/26/2023 2:31 PM View: Appendix I - Intrawell
Plant Scherer Client: Southern Company Data: Scherer Cell 1-CCR

Within Limit

Prediction Limit
Intrawell Non-parametric

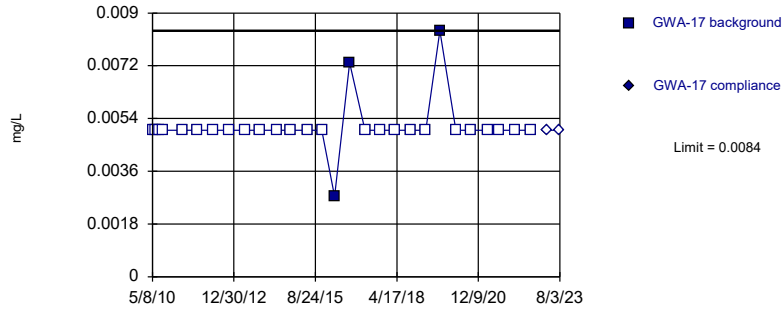


Non-parametric test used in lieu of parametric prediction limit because censored data exceeded 50%. Limit is highest of 28 background values. 96.43% NDs. Well-constituent pair annual alpha = 0.004669. Individual comparison alpha = 0.002337 (1 of 2).

Constituent: Zinc Analysis Run 9/26/2023 2:31 PM View: Appendix I - Intrawell
Plant Scherer Client: Southern Company Data: Scherer Cell 1-CCR

Within Limit

Prediction Limit
Intrawell Non-parametric

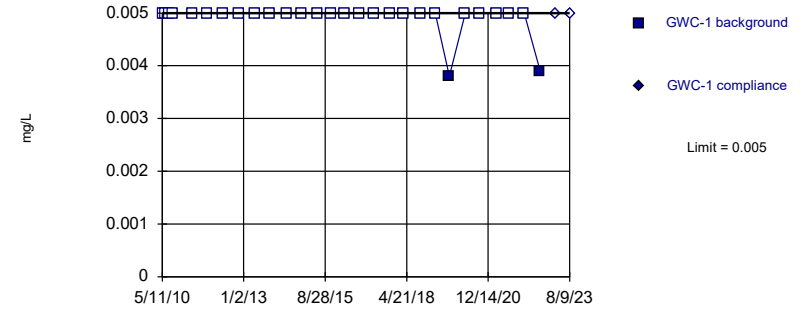


Non-parametric test used in lieu of parametric prediction limit because censored data exceeded 50%. Limit is highest of 28 background values. 89.29% NDs. Well-constituent pair annual alpha = 0.004669. Individual comparison alpha = 0.002337 (1 of 2).

Constituent: Zinc Analysis Run 9/26/2023 2:31 PM View: Appendix I - Intrawell
Plant Scherer Client: Southern Company Data: Scherer Cell 1-CCR

Within Limit

Prediction Limit
Intrawell Non-parametric

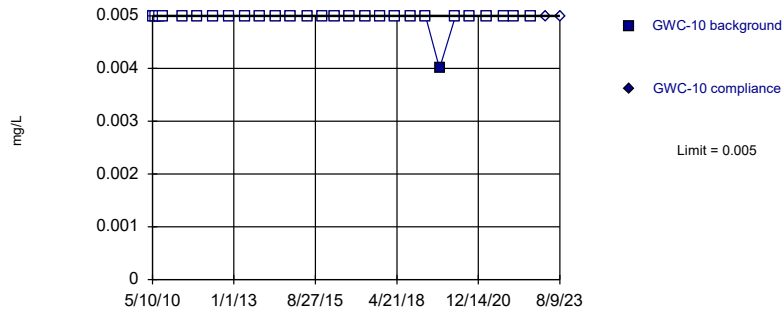


Non-parametric test used in lieu of parametric prediction limit because censored data exceeded 50%. Limit is highest of 28 background values. 92.86% NDs. Well-constituent pair annual alpha = 0.004669. Individual comparison alpha = 0.002337 (1 of 2).

Constituent: Zinc Analysis Run 9/26/2023 2:31 PM View: Appendix I - Intrawell
Plant Scherer Client: Southern Company Data: Scherer Cell 1-CCR

Within Limit

Prediction Limit
Intrawell Non-parametric

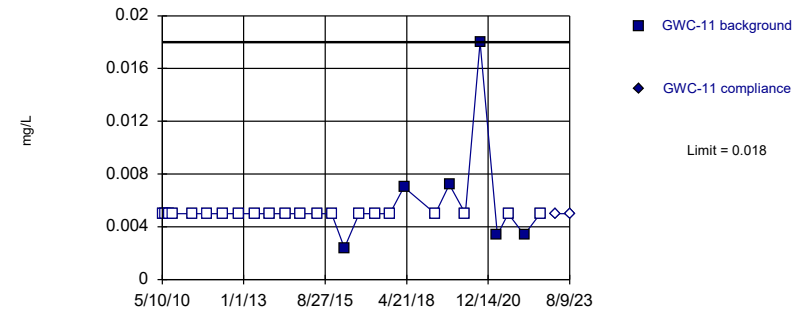


Non-parametric test used in lieu of parametric prediction limit because censored data exceeded 50%. Limit is highest of 28 background values. 96.43% NDs. Well-constituent pair annual alpha = 0.004669. Individual comparison alpha = 0.002337 (1 of 2).

Constituent: Zinc Analysis Run 9/26/2023 2:31 PM View: Appendix I - Intrawell
Plant Scherer Client: Southern Company Data: Scherer Cell 1-CCR

Within Limit

Prediction Limit
Intrawell Non-parametric

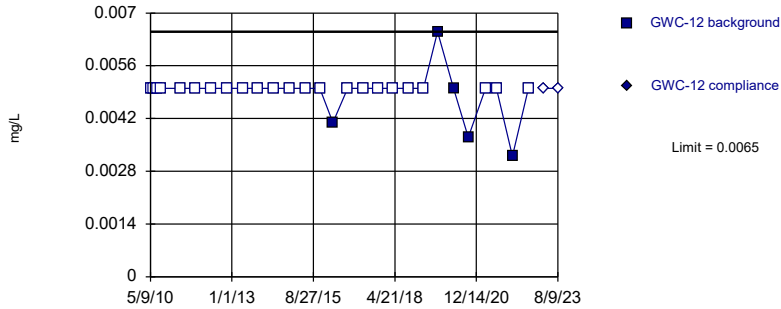


Non-parametric test used in lieu of parametric prediction limit because censored data exceeded 50%. Limit is highest of 27 background values. 77.78% NDs. Well-constituent pair annual alpha = 0.004998. Individual comparison alpha = 0.002502 (1 of 2).

Constituent: Zinc Analysis Run 9/26/2023 2:31 PM View: Appendix I - Intrawell
Plant Scherer Client: Southern Company Data: Scherer Cell 1-CCR

Within Limit

Prediction Limit
Intrawell Non-parametric

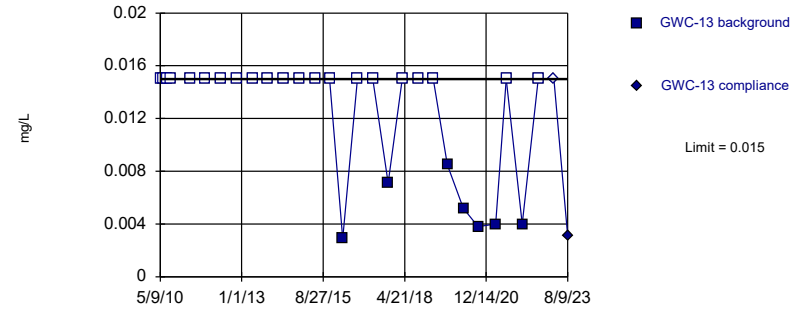


Non-parametric test used in lieu of parametric prediction limit because censored data exceeded 50%. Limit is highest of 28 background values. 82.14% NDs. Well-constituent pair annual alpha = 0.004669. Individual comparison alpha = 0.002337 (1 of 2).

Constituent: Zinc Analysis Run 9/26/2023 2:31 PM View: Appendix I - Intrawell
Plant Scherer Client: Southern Company Data: Scherer Cell 1-CCR

Within Limit

Prediction Limit
Intrawell Non-parametric

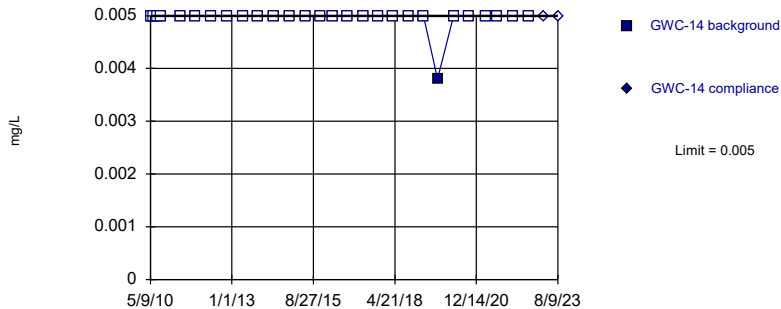


Non-parametric test used in lieu of parametric prediction limit because censored data exceeded 50%. Limit is highest of 28 background values. 75% NDs. Well-constituent pair annual alpha = 0.004669. Individual comparison alpha = 0.002337 (1 of 2).

Constituent: Zinc Analysis Run 9/26/2023 2:31 PM View: Appendix I - Intrawell
Plant Scherer Client: Southern Company Data: Scherer Cell 1-CCR

Within Limit

Prediction Limit
Intrawell Non-parametric

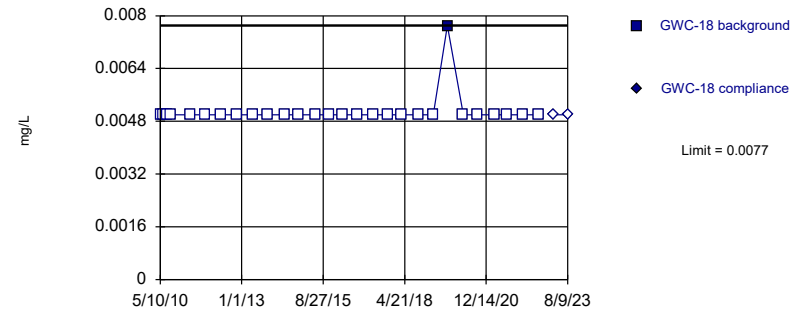


Non-parametric test used in lieu of parametric prediction limit because censored data exceeded 50%. Limit is highest of 28 background values. 96.43% NDs. Well-constituent pair annual alpha = 0.004669. Individual comparison alpha = 0.002337 (1 of 2).

Constituent: Zinc Analysis Run 9/26/2023 2:31 PM View: Appendix I - Intrawell
Plant Scherer Client: Southern Company Data: Scherer Cell 1-CCR

Within Limit

Prediction Limit
Intrawell Non-parametric

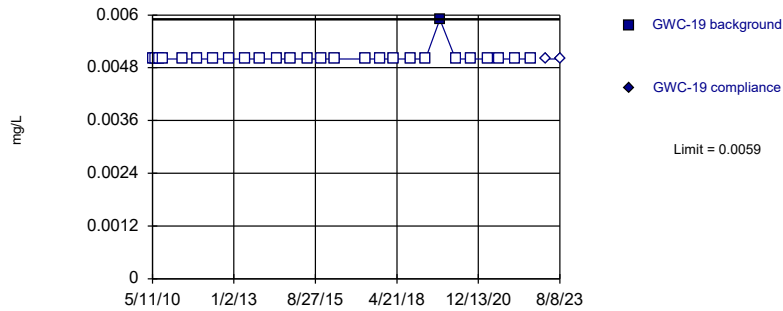


Non-parametric test used in lieu of parametric prediction limit because censored data exceeded 50%. Limit is highest of 28 background values. 96.43% NDs. Well-constituent pair annual alpha = 0.004669. Individual comparison alpha = 0.002337 (1 of 2).

Constituent: Zinc Analysis Run 9/26/2023 2:31 PM View: Appendix I - Intrawell
Plant Scherer Client: Southern Company Data: Scherer Cell 1-CCR

Within Limit

Prediction Limit Intrawell Non-parametric

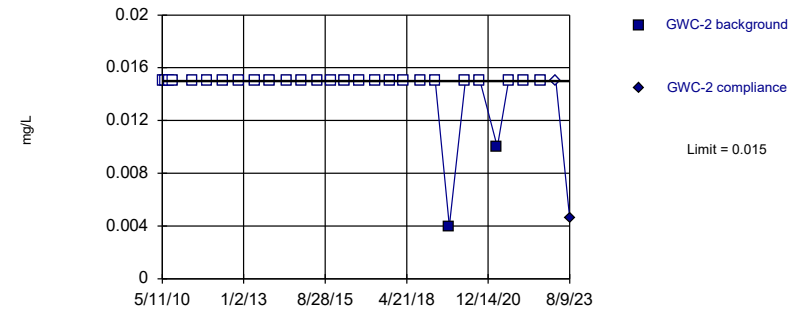


Non-parametric test used in lieu of parametric prediction limit because censored data exceeded 50%. Limit is highest of 27 background values. 96.3% NDs. Well-constituent pair annual alpha = 0.004998. Individual comparison alpha = 0.002502 (1 of 2).

Constituent: Zinc Analysis Run 9/26/2023 2:31 PM View: Appendix I - Intrawell
Plant Scherer Client: Southern Company Data: Scherer Cell 1-CCR

Within Limit

Prediction Limit Intrawell Non-parametric

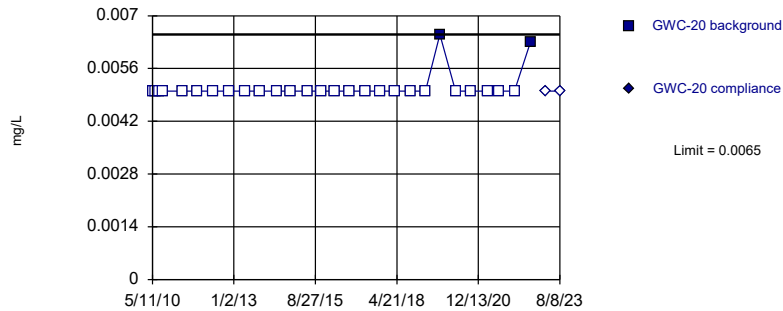


Non-parametric test used in lieu of parametric prediction limit because censored data exceeded 50%. Limit is highest of 28 background values. 92.86% NDs. Well-constituent pair annual alpha = 0.004669. Individual comparison alpha = 0.002337 (1 of 2).

Constituent: Zinc Analysis Run 9/26/2023 2:31 PM View: Appendix I - Intrawell
Plant Scherer Client: Southern Company Data: Scherer Cell 1-CCR

Within Limit

Prediction Limit Intrawell Non-parametric

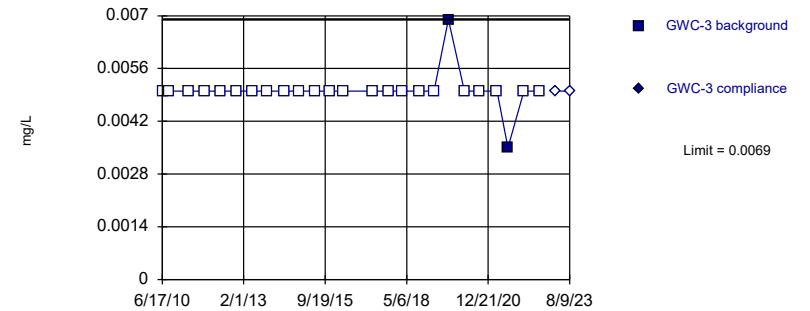


Non-parametric test used in lieu of parametric prediction limit because censored data exceeded 50%. Limit is highest of 28 background values. 92.86% NDs. Well-constituent pair annual alpha = 0.004669. Individual comparison alpha = 0.002337 (1 of 2).

Constituent: Zinc Analysis Run 9/26/2023 2:31 PM View: Appendix I - Intrawell
Plant Scherer Client: Southern Company Data: Scherer Cell 1-CCR

Within Limit

Prediction Limit Intrawell Non-parametric

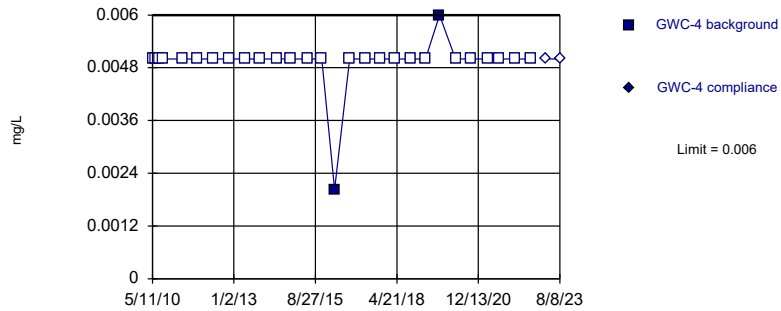


Non-parametric test used in lieu of parametric prediction limit because censored data exceeded 50%. Limit is highest of 25 background values. 92% NDs. Well-constituent pair annual alpha = 0.005656. Individual comparison alpha = 0.002832 (1 of 2).

Constituent: Zinc Analysis Run 9/26/2023 2:31 PM View: Appendix I - Intrawell
Plant Scherer Client: Southern Company Data: Scherer Cell 1-CCR

Within Limit

Prediction Limit
Intrawell Non-parametric

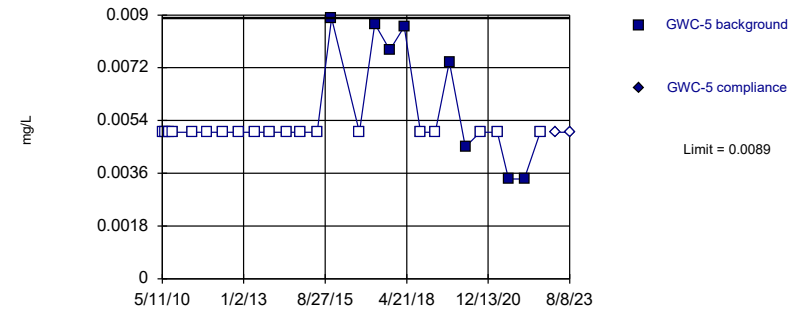


Non-parametric test used in lieu of parametric prediction limit because censored data exceeded 50%. Limit is highest of 28 background values. 92.86% NDs. Well-constituent pair annual alpha = 0.004669. Individual comparison alpha = 0.002337 (1 of 2).

Constituent: Zinc Analysis Run 9/26/2023 2:31 PM View: Appendix I - Intrawell
Plant Scherer Client: Southern Company Data: Scherer Cell 1-CCR

Within Limit

Prediction Limit
Intrawell Non-parametric

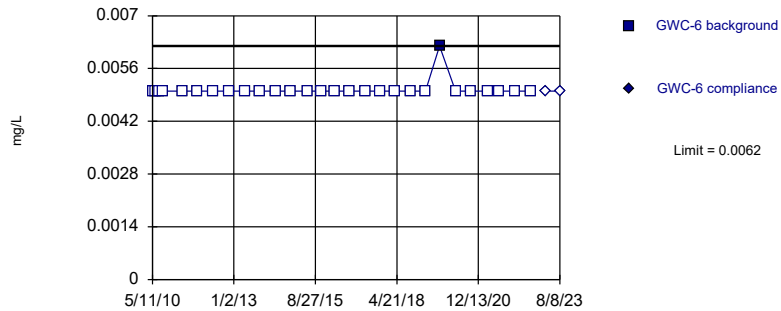


Non-parametric test used in lieu of parametric prediction limit because censored data exceeded 50%. Limit is highest of 27 background values. 70.37% NDs. Well-constituent pair annual alpha = 0.004998. Individual comparison alpha = 0.002502 (1 of 2).

Constituent: Zinc Analysis Run 9/26/2023 2:31 PM View: Appendix I - Intrawell
Plant Scherer Client: Southern Company Data: Scherer Cell 1-CCR

Within Limit

Prediction Limit
Intrawell Non-parametric

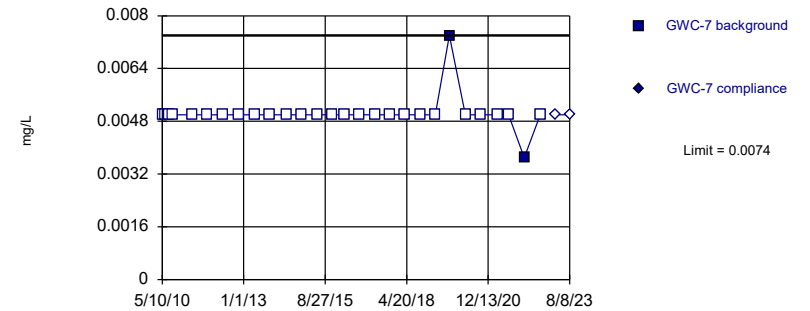


Non-parametric test used in lieu of parametric prediction limit because censored data exceeded 50%. Limit is highest of 28 background values. 96.43% NDs. Well-constituent pair annual alpha = 0.004669. Individual comparison alpha = 0.002337 (1 of 2).

Constituent: Zinc Analysis Run 9/26/2023 2:31 PM View: Appendix I - Intrawell
Plant Scherer Client: Southern Company Data: Scherer Cell 1-CCR

Within Limit

Prediction Limit
Intrawell Non-parametric

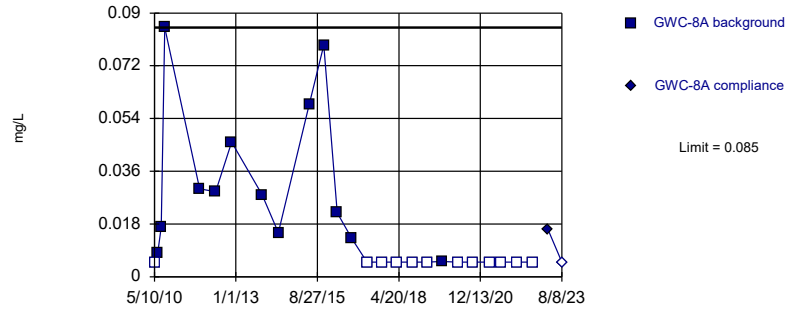


Non-parametric test used in lieu of parametric prediction limit because censored data exceeded 50%. Limit is highest of 28 background values. 92.86% NDs. Well-constituent pair annual alpha = 0.004669. Individual comparison alpha = 0.002337 (1 of 2).

Constituent: Zinc Analysis Run 9/26/2023 2:31 PM View: Appendix I - Intrawell
Plant Scherer Client: Southern Company Data: Scherer Cell 1-CCR

Within Limit

Prediction Limit
 Intrawell Non-parametric

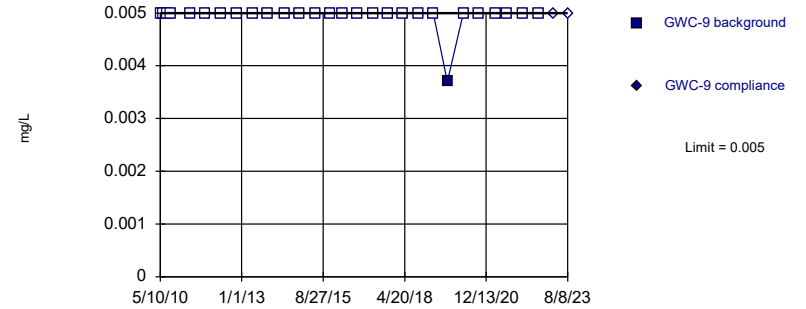


Non-parametric test used in lieu of parametric prediction limit because the Shapiro Wilk normality test showed the data to be non-normal at the 0.01 alpha level. Limit is highest of 25 background values. 48% NDs. Well-constituent pair annual alpha = 0.005656. Individual comparison alpha = 0.002832 (1 of 2).

Constituent: Zinc Analysis Run 9/26/2023 2:31 PM View: Appendix I - Intrawell
 Plant Scherer Client: Southern Company Data: Scherer Cell 1-CCR

Within Limit

Prediction Limit
 Intrawell Non-parametric



Non-parametric test used in lieu of parametric prediction limit because censored data exceeded 50%. Limit is highest of 28 background values. 96.43% NDs. Well-constituent pair annual alpha = 0.004669. Individual comparison alpha = 0.002337 (1 of 2).

Constituent: Zinc Analysis Run 9/26/2023 2:32 PM View: Appendix I - Intrawell
 Plant Scherer Client: Southern Company Data: Scherer Cell 1-CCR

Prediction Limit

Constituent: Antimony, Total (mg/L) Analysis Run 9/26/2023 2:33 PM View: Appendix I - Intrawell

Plant Scherer Client: Southern Company Data: Scherer Cell 1-CCR

	GWA-16	GWA-16
5/9/2010	<0.002	
6/16/2010	<0.002	
7/27/2010	<0.002	
9/7/2010	<0.002	
4/29/2011	<0.002	
10/28/2011	<0.002	
5/2/2012	<0.002	
11/9/2012	<0.002	
5/8/2013	<0.002	
11/6/2013	<0.002	
5/20/2014	<0.002	
11/8/2014	<0.002	
5/22/2015	<0.002	
11/9/2015	<0.002	
4/6/2016	<0.002	
6/15/2016	<0.002	
8/10/2016	<0.002	
10/4/2016	<0.002	
11/29/2016	<0.002	
2/7/2017	0.001 (J)	
4/4/2017	<0.002	
6/20/2017	<0.002	
10/5/2017	<0.002	
3/20/2018	<0.002	
10/2/2018	<0.002	
3/26/2019	<0.002	
9/10/2019	<0.002	
3/18/2020	<0.002	
9/9/2020	<0.002	
4/1/2021	<0.002	
8/11/2021	<0.002	
2/15/2022	<0.002	
8/25/2022	<0.002	
2/28/2023		<0.002
8/3/2023		<0.002

Prediction Limit

Constituent: Antimony, Total (mg/L) Analysis Run 9/26/2023 2:33 PM View: Appendix I - Intrawell
Plant Scherer Client: Southern Company Data: Scherer Cell 1-CCR

	GWC-12	GWC-12
5/9/2010	<0.002	
6/18/2010	<0.002	
7/27/2010	<0.002	
9/8/2010	<0.002	
4/29/2011	<0.002	
10/28/2011	<0.002	
5/3/2012	<0.002	
11/10/2012	<0.002	
5/9/2013	<0.002	
11/6/2013	<0.002	
5/20/2014	<0.002	
11/12/2014	<0.002	
5/23/2015	<0.002	
11/12/2015	<0.002	
4/13/2016	0.000646 (JD)	
6/21/2016	<0.002	
8/15/2016	<0.002	
10/5/2016	<0.002	
12/1/2016	<0.002	
2/8/2017	<0.002	
4/5/2017	<0.002	
6/20/2017	<0.002	
10/5/2017	<0.002	
3/21/2018	<0.002 (D)	
10/2/2018	<0.002	
3/26/2019	<0.002	
9/11/2019	<0.002	
3/18/2020	<0.002	
9/10/2020	<0.002	
4/1/2021	<0.002	
8/11/2021	<0.002	
2/16/2022	<0.002	
8/26/2022	<0.002	
2/27/2023		<0.002
8/9/2023		<0.002

Prediction Limit

Constituent: Antimony, Total (mg/L) Analysis Run 9/26/2023 2:33 PM View: Appendix I - Intrawell
Plant Scherer Client: Southern Company Data: Scherer Cell 1-CCR

	GWC-18	GWC-18
5/10/2010	<0.002	
6/16/2010	<0.002	
7/26/2010	<0.002	
9/7/2010	<0.002	
4/29/2011	<0.002	
10/28/2011	<0.002	
5/2/2012	<0.002	
11/9/2012	<0.002	
5/8/2013	<0.002	
11/6/2013	<0.002	
5/23/2014	<0.002	
11/8/2014	<0.002	
5/22/2015	<0.002	
11/10/2015	<0.002	
4/11/2016	<0.002	
6/16/2016	0.00018 (J)	
8/11/2016	<0.002	
10/5/2016	<0.002	
11/29/2016	<0.002	
2/8/2017	<0.002	
4/6/2017	<0.002	
6/21/2017	<0.002	
10/5/2017	<0.002	
3/20/2018	<0.002	
10/2/2018	<0.002	
3/26/2019	<0.002	
9/11/2019	0.00039 (J)	
3/18/2020	<0.002	
9/9/2020	<0.002	
4/1/2021	<0.002	
8/11/2021	<0.002	
2/16/2022	<0.002	
8/25/2022	<0.002	
2/28/2023		<0.002
8/9/2023		<0.002

Prediction Limit

Constituent: Antimony, Total (mg/L) Analysis Run 9/26/2023 2:33 PM View: Appendix I - Intrawell
Plant Scherer Client: Southern Company Data: Scherer Cell 1-CCR

	GWC-19	GWC-19
5/11/2010	<0.002	
6/16/2010	<0.002	
7/27/2010	<0.002	
9/7/2010	<0.002	
4/29/2011	<0.002	
10/28/2011	<0.002	
5/2/2012	<0.002	
11/9/2012	<0.002	
5/9/2013	<0.002	
11/6/2013	<0.002	
5/22/2014	<0.002	
11/8/2014	<0.002	
5/23/2015	<0.002	
11/10/2015	<0.002	
4/11/2016	<0.002	
6/16/2016	0.00014 (J)	
8/11/2016	<0.002	
10/5/2016	<0.002	
11/29/2016	<0.002	
2/8/2017	<0.002	
4/5/2017	<0.002	
6/21/2017	<0.002	
10/5/2017	<0.002	
3/20/2018	<0.002	
10/2/2018	<0.002	
3/26/2019	<0.002	
9/12/2019	<0.002	
3/19/2020	<0.002	
9/9/2020	<0.002	
4/5/2021	<0.002	
8/11/2021	<0.002	
2/16/2022	<0.002	
8/25/2022	<0.002	
2/28/2023		<0.002
8/8/2023		<0.002

Prediction Limit

Constituent: Antimony, Total (mg/L) Analysis Run 9/26/2023 2:33 PM View: Appendix I - Intrawell

Plant Scherer Client: Southern Company Data: Scherer Cell 1-CCR

	GWC-2	GWC-2
5/11/2010	<0.002	
6/19/2010	<0.002	
7/27/2010	<0.002	
9/9/2010	<0.002	
4/28/2011	<0.002	
10/28/2011	<0.002	
5/3/2012	<0.002	
11/9/2012	<0.002	
5/9/2013	<0.002	
11/5/2013	<0.002	
5/22/2014	<0.002	
11/13/2014	<0.002	
5/24/2015	<0.002	
11/11/2015	<0.002	
4/12/2016	<0.002	
6/16/2016	<0.002	
8/11/2016	<0.002	
10/4/2016	<0.002	
11/30/2016	<0.002	
2/7/2017	<0.002	
4/6/2017	<0.002	
6/20/2017	<0.002	
10/4/2017	<0.002	
3/20/2018	<0.002	
10/2/2018	<0.002	
3/26/2019	<0.002	
9/10/2019	0.00042 (J)	
3/18/2020	<0.002	
9/9/2020	<0.002	
4/1/2021	0.0013 (J)	
8/12/2021	<0.002	
2/15/2022	<0.002	
8/26/2022	<0.002	
2/27/2023		<0.002
8/9/2023		<0.002

Prediction Limit

Constituent: Antimony, Total (mg/L) Analysis Run 9/26/2023 2:33 PM View: Appendix I - Intrawell

Plant Scherer Client: Southern Company Data: Scherer Cell 1-CCR

	GWC-3	GWC-3
5/11/2010	<0.002	
6/17/2010	<0.002	
7/28/2010	<0.002	
9/7/2010	<0.002	
4/29/2011	<0.002	
10/28/2011	<0.002	
5/3/2012	<0.002	
11/9/2012	<0.002	
5/10/2013	<0.002	
11/6/2013	<0.002	
5/22/2014	<0.002	
11/9/2014	<0.002	
5/22/2015	<0.002	
11/10/2015	<0.002	
4/12/2016	<0.002 (D)	
6/20/2016	0.0002 (J)	
8/12/2016	<0.002	
10/5/2016	<0.002	
11/30/2016	<0.002	
2/8/2017	<0.002	
4/6/2017	<0.002	
6/21/2017	<0.002	
10/5/2017	<0.002	
3/21/2018	<0.002	
10/3/2018	<0.002	
3/26/2019	<0.002	
9/10/2019	<0.002	
3/18/2020	<0.002	
9/10/2020	<0.002	
4/6/2021	<0.002	
8/12/2021	<0.002	
2/15/2022	<0.002	
8/25/2022	<0.002	
2/28/2023		<0.002
8/9/2023		<0.002

Prediction Limit

Constituent: Antimony, Total (mg/L) Analysis Run 9/26/2023 2:33 PM View: Appendix I - Intrawell
Plant Scherer Client: Southern Company Data: Scherer Cell 1-CCR

	GWC-4	GWC-4
5/11/2010	<0.002	
6/17/2010	<0.002	
7/28/2010	<0.002	
9/8/2010	<0.002	
4/28/2011	<0.002	
10/29/2011	<0.002	
5/3/2012	<0.002	
11/10/2012	<0.002	
5/10/2013	<0.002	
11/6/2013	<0.002	
5/22/2014	<0.002	
11/9/2014	<0.002	
5/22/2015	<0.002	
11/11/2015	<0.002	
4/12/2016	<0.002	
6/20/2016	<0.002	
8/12/2016	<0.002	
10/6/2016	<0.002	
11/30/2016	<0.002	
2/8/2017	<0.002	
4/6/2017	<0.002	
6/22/2017	<0.002	
10/6/2017	<0.002	
3/21/2018	<0.002	
10/3/2018	<0.002	
3/26/2019	<0.002	
9/10/2019	<0.002	
3/19/2020	<0.002	
9/10/2020	<0.002	
4/2/2021	<0.002	
8/12/2021	<0.002	
2/15/2022	<0.002	
8/25/2022	0.00058 (J)	
2/27/2023		<0.002
8/8/2023		<0.002

Prediction Limit

Constituent: Antimony, Total (mg/L) Analysis Run 9/26/2023 2:33 PM View: Appendix I - Intrawell
Plant Scherer Client: Southern Company Data: Scherer Cell 1-CCR

	GWC-7	GWC-7
5/10/2010	<0.002	
6/18/2010	<0.002	
7/28/2010	<0.002	
9/9/2010	<0.002	
4/30/2011	<0.002	
10/29/2011	<0.002	
5/4/2012	<0.002	
11/10/2012	<0.002	
5/9/2013	<0.002	
11/7/2013	<0.002	
5/21/2014	<0.002	
11/12/2014	<0.002	
5/24/2015	<0.002	
11/11/2015	<0.002	
4/13/2016	<0.002 (D)	
6/20/2016	0.0002 (J)	
8/15/2016	<0.002	
10/6/2016	<0.002	
12/1/2016	<0.002	
2/9/2017	<0.002	
4/7/2017	<0.002	
6/22/2017	<0.002	
10/6/2017	<0.002	
3/22/2018	<0.002	
10/4/2018	<0.002	
3/27/2019	<0.002	
9/11/2019	<0.002	
3/19/2020	<0.002	
9/10/2020	<0.002	
4/1/2021	<0.002	
8/11/2021	<0.002	
2/15/2022	<0.002	
8/25/2022	<0.002	
2/27/2023		<0.002
8/8/2023		<0.002

Prediction Limit

Constituent: Barium, Total (mg/L) Analysis Run 9/26/2023 2:33 PM View: Appendix I - IntraWell

Plant Scherer Client: Southern Company Data: Scherer Cell 1-CCR

	GWA-15	GWA-15
5/9/2010	0.01 (J)	
6/18/2010	0.01 (J)	
7/28/2010	0.011 (J)	
9/9/2010	0.011 (J)	
4/30/2011	0.0091 (J)	
10/28/2011	0.0096 (J)	
5/2/2012	0.012	
11/9/2012	0.012 (V)	
5/8/2013	0.01	
11/5/2013	0.0098 (J)	
5/20/2014	0.0081 (J)	
11/12/2014	0.0098 (J)	
5/22/2015	0.0088 (J)	
11/11/2015	0.011	
4/6/2016	0.00959 (J)	
6/15/2016	0.0091 (J)	
8/10/2016	0.009	
10/4/2016	<0.0092	
11/30/2016	0.011	
2/7/2017	0.0099	
4/4/2017	0.0092	
6/20/2017	0.0099	
10/4/2017	0.0098	
3/20/2018	0.01	
10/2/2018	0.0099	
3/26/2019	0.0099	
9/10/2019	0.011	
3/18/2020	0.01	
9/9/2020	0.01	
4/1/2021	0.0092 (J)	
8/11/2021	0.01	
2/15/2022	0.012	
8/25/2022	0.012	
2/28/2023		0.01
8/3/2023		0.01

Prediction Limit

Constituent: Barium, Total (mg/L) Analysis Run 9/26/2023 2:33 PM View: Appendix I - IntraWell

Plant Scherer Client: Southern Company Data: Scherer Cell 1-CCR

	GWA-16	GWA-16
5/9/2010	0.031 (J)	
6/16/2010	0.029 (J)	
7/27/2010	0.029 (J)	
9/7/2010	0.028 (J)	
4/29/2011	0.026 (J)	
10/28/2011	0.025	
5/2/2012	0.025	
11/9/2012	0.028 (V)	
5/8/2013	0.029	
11/6/2013	0.026	
5/20/2014	0.025	
11/8/2014	0.026	
5/22/2015	0.026	
11/9/2015	0.024	
4/6/2016	0.026	
6/15/2016	0.023	
8/10/2016	0.022	
10/4/2016	0.024	
11/29/2016	0.023	
2/7/2017	0.024	
4/4/2017	0.022	
6/20/2017	0.025	
10/5/2017	0.023	
3/20/2018	0.023	
10/2/2018	0.023	
3/26/2019	0.024	
9/10/2019	0.039	
3/18/2020	0.027	
9/9/2020	0.024	
4/1/2021	0.024	
8/11/2021	0.023	
2/15/2022	0.024	
8/25/2022	0.025	
2/28/2023		0.025
8/3/2023		0.026

Prediction Limit

Constituent: Barium, Total (mg/L) Analysis Run 9/26/2023 2:33 PM View: Appendix I - IntraWell

Plant Scherer Client: Southern Company Data: Scherer Cell 1-CCR

	GWA-17	GWA-17
5/8/2010	0.048 (J)	
6/16/2010	0.044 (J)	
7/26/2010	0.042 (J)	
9/7/2010	0.04 (J)	
4/29/2011	0.038 (J)	
10/28/2011	0.034	
5/2/2012	0.03	
11/9/2012	0.039 (V)	
5/8/2013	0.034	
11/6/2013	0.032	
5/20/2014	0.03	
11/8/2014	0.031	
5/22/2015	0.033	
11/9/2015	0.034	
4/6/2016	0.0347	
6/15/2016	0.029	
8/10/2016	0.027	
10/5/2016	<0.029	
11/29/2016	0.024	
2/7/2017	0.029	
4/4/2017	0.03	
6/20/2017	0.036	
10/5/2017	0.027	
3/20/2018	0.027	
10/2/2018	0.027	
3/26/2019	0.031	
9/10/2019	0.051	
3/18/2020	0.031	
9/9/2020	0.033	
4/1/2021	0.029	
8/11/2021	0.029	
2/15/2022	0.031	
8/24/2022	0.031	
2/28/2023		0.03
8/3/2023		0.027

Prediction Limit

Constituent: Barium, Total (mg/L) Analysis Run 9/26/2023 2:33 PM View: Appendix I - IntraWell

Plant Scherer Client: Southern Company Data: Scherer Cell 1-CCR

	GWC-1	GWC-1
5/11/2010	0.054 (J)	
6/17/2010	0.054 (J)	
7/27/2010	0.054 (J)	
9/9/2010	0.046 (J)	
4/28/2011	0.057 (J)	
10/29/2011	0.046	
5/3/2012	0.049	
11/9/2012	0.045 (V)	
5/9/2013	0.053	
11/5/2013	0.045	
5/23/2014	0.043	
11/13/2014	0.046	
5/23/2015	0.046	
11/11/2015	0.047	
4/12/2016	0.0474	
6/16/2016	0.044	
8/11/2016	0.04	
10/4/2016	0.048	
11/30/2016	0.043	
2/7/2017	0.042	
4/5/2017	0.041	
6/20/2017	0.046	
10/4/2017	0.044	
3/20/2018	0.042	
10/2/2018	0.043	
3/26/2019	0.044	
9/10/2019	0.046	
3/18/2020	0.049	
9/9/2020	0.046	
4/1/2021	0.047	
8/18/2021	0.049	
2/15/2022	0.052	
8/24/2022	0.043	
2/27/2023		0.049
8/9/2023		0.048

Prediction Limit

Constituent: Barium, Total (mg/L) Analysis Run 9/26/2023 2:33 PM View: Appendix I - IntraWell

Plant Scherer Client: Southern Company Data: Scherer Cell 1-CCR

	GWC-10	GWC-10
5/10/2010	0.024 (J)	
6/16/2010	0.022 (J)	
7/28/2010	0.023 (J)	
9/8/2010	0.023 (J)	
4/29/2011	0.022 (J)	
10/27/2011	0.022	
5/4/2012	0.019	
11/11/2012	0.025 (V)	
5/9/2013	0.024	
11/5/2013	0.025	
5/21/2014	0.024	
11/12/2014	0.026	
5/23/2015	0.026	
11/12/2015	0.026	
4/13/2016	0.0258 (D)	
6/21/2016	0.0286	
8/15/2016	0.024	
10/5/2016	<0.028	
12/1/2016	0.028	
2/8/2017	0.027	
4/6/2017	0.027	
6/21/2017	0.031	
10/5/2017	0.029	
3/21/2018	<0.028 (X)	
10/2/2018	0.029	
3/27/2019		0.027
9/11/2019		0.033
3/18/2020		0.036
9/9/2020		0.036
4/1/2021		0.034
10/18/2021		0.031
2/15/2022		0.036
8/25/2022		0.035
2/21/2023		0.033
8/9/2023		0.032

Prediction Limit

Constituent: Barium, Total (mg/L) Analysis Run 9/26/2023 2:33 PM View: Appendix I - IntraWell

Plant Scherer Client: Southern Company Data: Scherer Cell 1-CCR

	GWC-11	GWC-11
5/10/2010	0.018 (J)	
6/16/2010	0.018 (J)	
7/27/2010	0.018 (J)	
9/8/2010	0.017 (J)	
4/29/2011	0.016 (J)	
10/27/2011	0.015	
5/4/2012	0.014	
11/10/2012	0.016 (V)	
5/9/2013	0.016	
11/6/2013	0.016	
5/20/2014	0.016	
11/12/2014	0.017	
5/24/2015	0.017	
11/12/2015	0.016	
4/13/2016	0.0159 (D)	
6/21/2016	0.018	
8/15/2016	0.015	
10/5/2016	<0.016	
12/1/2016	0.016	
2/8/2017	0.015	
4/6/2017	0.016	
6/20/2017	0.016	
10/5/2017	0.016	
3/21/2018	<0.016 (X)	
10/2/2018	0.016	
3/27/2019	0.015	
9/11/2019	0.017	
3/18/2020	0.019	
9/10/2020	0.02	
4/1/2021	0.018	
8/11/2021	0.017	
2/16/2022	0.018	
8/25/2022	0.018	
2/27/2023		0.019
8/9/2023		0.019

Prediction Limit

Constituent: Barium, Total (mg/L) Analysis Run 9/26/2023 2:33 PM View: Appendix I - IntraWell

Plant Scherer Client: Southern Company Data: Scherer Cell 1-CCR

	GWC-12	GWC-12
5/9/2010	0.017 (J)	
6/18/2010	0.014 (J)	
7/27/2010	0.015 (J)	
9/8/2010	0.013 (J)	
4/29/2011	0.016 (J)	
10/28/2011	0.013	
5/3/2012	0.012	
11/10/2012	0.015 (V)	
5/9/2013	0.015	
11/6/2013	0.015	
5/20/2014	0.015	
11/12/2014	0.018	
5/23/2015	0.016	
11/12/2015	0.015	
4/13/2016	0.0166 (D)	
6/21/2016	0.0173	
8/15/2016	0.015	
10/5/2016	<0.017	
12/1/2016	0.016	
2/8/2017	0.016	
4/5/2017	0.016	
6/20/2017	0.017	
10/5/2017	0.017	
3/21/2018	<0.017 (X)	
10/2/2018	0.016	
3/26/2019	0.017	
9/11/2019	0.017	
3/18/2020	0.018	
9/10/2020	0.019	
4/1/2021	0.018	
8/11/2021	0.018	
2/16/2022	0.018	
8/26/2022	0.018	
2/27/2023		0.019
8/9/2023		0.02

Prediction Limit

Constituent: Barium, Total (mg/L) Analysis Run 9/26/2023 2:33 PM View: Appendix I - IntraWell

Plant Scherer Client: Southern Company Data: Scherer Cell 1-CCR

	GWC-13	GWC-13
5/9/2010	0.029 (J)	
6/18/2010	0.028 (J)	
7/29/2010	0.029 (J)	
9/9/2010	0.028 (J)	
4/26/2011	0.038 (J)	
10/28/2011	0.026	
5/4/2012	0.024	
11/11/2012	0.027 (V)	
5/8/2013	0.045	
11/7/2013	0.026	
5/20/2014	0.024	
11/12/2014	0.029	
5/24/2015	0.027	
11/12/2015	0.029	
4/13/2016	0.029 (D)	
6/21/2016	0.0306	
8/15/2016	0.026	
10/7/2016	0.031	
12/1/2016	0.031	
2/9/2017	0.032	
4/6/2017	0.029	
6/22/2017	0.034	
10/6/2017	0.031	
3/22/2018	0.034	
10/3/2018	0.03	
3/26/2019		0.035
9/11/2019		0.035
3/18/2020		0.058
9/10/2020		0.037
4/6/2021		0.038
8/11/2021		0.037
2/16/2022		0.035
8/26/2022		0.035
2/27/2023		0.04
8/9/2023		0.04

Prediction Limit

Constituent: Barium, Total (mg/L) Analysis Run 9/26/2023 2:33 PM View: Appendix I - IntraWell

Plant Scherer Client: Southern Company Data: Scherer Cell 1-CCR

	GWC-14	GWC-14
5/9/2010	0.01 (J)	
6/18/2010	0.0097 (J)	
7/28/2010	0.0096 (J)	
9/9/2010	0.01 (J)	
4/30/2011	0.0096 (J)	
10/28/2011	0.0064 (O)	
5/3/2012	0.0054 (O)	
11/10/2012	0.0094 (J)	
5/8/2013	0.0093 (J)	
11/5/2013	0.009 (J)	
5/20/2014	0.009 (J)	
11/12/2014	0.0098 (J)	
5/24/2015	0.0096 (J)	
11/11/2015	0.0092 (J)	
4/13/2016	0.00929 (JD)	
6/21/2016	0.0106	
8/15/2016	0.0077	
10/4/2016	<0.0091	
12/1/2016	0.0089	
2/7/2017	0.0089	
4/6/2017	0.0085	
6/20/2017	0.0097	
10/5/2017	0.0096	
3/20/2018	0.0091	
10/2/2018	0.0096	
3/26/2019	0.0092	
9/11/2019	0.011	
3/18/2020	0.0099 (J)	
9/9/2020	0.01	
4/1/2021	0.0095 (J)	
8/11/2021	0.012	
2/16/2022	0.011	
8/26/2022	0.011	
2/27/2023		0.011
8/9/2023		0.012

Prediction Limit

Constituent: Barium, Total (mg/L) Analysis Run 9/26/2023 2:33 PM View: Appendix I - IntraWell

Plant Scherer Client: Southern Company Data: Scherer Cell 1-CCR

	GWC-18	GWC-18
5/10/2010	0.039 (J)	
6/16/2010	0.041 (J)	
7/26/2010	0.04 (J)	
9/7/2010	0.038 (J)	
4/29/2011	0.034 (J)	
10/28/2011	0.035	
5/2/2012	0.038	
11/9/2012	0.035 (V)	
5/8/2013	0.037	
11/6/2013	0.036 (V)	
5/23/2014	0.036	
11/8/2014	0.038	
5/22/2015	0.035	
11/10/2015	0.032	
4/11/2016	0.0352	
6/16/2016	0.033	
8/11/2016	0.035	
10/5/2016	<0.032	
11/29/2016	0.034	
2/8/2017	0.032	
4/6/2017	0.031	
6/21/2017	0.035	
10/5/2017	0.034	
3/20/2018	0.033	
10/2/2018	0.032	
3/26/2019	0.033	
9/11/2019	0.035	
3/18/2020	0.036	
9/9/2020	0.036	
4/1/2021	0.035	
8/11/2021	0.037	
2/16/2022	0.034	
8/25/2022	0.035	
2/28/2023		0.035
8/9/2023		0.037

Prediction Limit

Constituent: Barium, Total (mg/L) Analysis Run 9/26/2023 2:33 PM View: Appendix I - IntraWell
Plant Scherer Client: Southern Company Data: Scherer Cell 1-CCR

	GWC-19	GWC-19
5/11/2010	0.018 (J)	
6/16/2010	0.017 (J)	
7/27/2010	0.016 (J)	
9/7/2010	0.017 (J)	
4/29/2011	0.018 (J)	
10/28/2011	0.016	
5/2/2012	0.018	
11/9/2012	0.017 (V)	
5/9/2013	0.017	
11/6/2013	0.018 (V)	
5/22/2014	0.016	
11/8/2014	0.018	
5/23/2015	0.018	
11/10/2015	0.017	
4/11/2016	0.0191	
6/16/2016	0.017	
8/11/2016	0.015	
10/5/2016	<0.018	
11/29/2016	0.017	
2/8/2017	0.017	
4/5/2017	0.017	
6/21/2017	0.019	
10/5/2017	0.018	
3/20/2018	0.019	
10/2/2018	0.018	
3/26/2019		0.018
9/12/2019		0.026
3/19/2020		0.025
9/9/2020		0.026
4/5/2021		0.028
8/11/2021		0.031
2/16/2022		0.027
8/25/2022		0.03
2/28/2023		0.031
8/8/2023		0.032

Prediction Limit

Constituent: Barium, Total (mg/L) Analysis Run 9/26/2023 2:33 PM View: Appendix I - IntraWell

Plant Scherer Client: Southern Company Data: Scherer Cell 1-CCR

	GWC-2	GWC-2
5/11/2010	0.048 (J)	
6/19/2010	0.033 (J)	
7/27/2010	0.047 (J)	
9/9/2010	0.045 (J)	
4/28/2011	0.048 (J)	
10/28/2011	0.044	
5/3/2012	0.047	
11/9/2012	0.055 (V)	
5/9/2013	0.049	
11/5/2013	0.045	
5/22/2014	0.04	
11/13/2014	0.045	
5/24/2015	0.045	
11/11/2015	0.045	
4/12/2016	0.0519	
6/16/2016	0.045	
8/11/2016	0.04	
10/4/2016	0.044	
11/30/2016	0.044	
2/7/2017	0.044	
4/6/2017	0.041	
6/20/2017	0.045	
10/4/2017	0.047	
3/20/2018	0.045	
10/2/2018	0.044	
3/26/2019	0.045	
9/10/2019	0.047	
3/18/2020	0.048	
9/9/2020	0.047	
4/1/2021	0.044	
8/12/2021	0.048	
2/15/2022	0.048	
8/26/2022	0.045	
2/27/2023		0.048
8/9/2023		0.045

Prediction Limit

Constituent: Barium, Total (mg/L) Analysis Run 9/26/2023 2:33 PM View: Appendix I - IntraWell

Plant Scherer Client: Southern Company Data: Scherer Cell 1-CCR

	GWC-20	GWC-20
5/11/2010	0.032 (J)	
6/17/2010	0.031 (J)	
7/27/2010	0.035 (J)	
9/7/2010	0.032 (J)	
4/29/2011	0.031 (J)	
10/28/2011	0.03	
5/3/2012	0.032	
11/10/2012	0.028 (V)	
5/9/2013	0.029	
11/6/2013	0.03 (V)	
5/22/2014	0.029	
11/9/2014	0.032	
5/24/2015	0.029	
11/10/2015	0.026	
4/12/2016	0.033	
6/16/2016	0.028	
8/11/2016	0.026	
10/5/2016	0.03	
11/30/2016	0.03	
2/8/2017	0.033	
4/6/2017	0.033	
6/21/2017	0.03	
10/5/2017	0.028	
3/21/2018	<0.03 (X)	
10/3/2018	0.028	
3/26/2019	0.03	
9/12/2019	0.035	
3/19/2020	0.032	
9/10/2020	0.031	
4/5/2021	0.029	
8/11/2021	0.031	
2/16/2022	0.03	
8/25/2022	0.031	
2/28/2023		0.032
8/8/2023		0.035

Prediction Limit

Constituent: Barium, Total (mg/L) Analysis Run 9/26/2023 2:33 PM View: Appendix I - IntraWell

Plant Scherer Client: Southern Company Data: Scherer Cell 1-CCR

	GWC-3	GWC-3
5/11/2010	0.039	
6/17/2010	0.017	
7/28/2010	0.071 (O)	
9/7/2010	0.026	
4/29/2011	0.016	
10/28/2011	0.014	
5/3/2012	0.017	
11/9/2012	0.022 (V)	
5/10/2013	0.025	
11/6/2013	0.015	
5/22/2014	0.016	
11/9/2014	0.017	
5/22/2015	0.017	
11/10/2015	0.018	
4/12/2016	0.0169 (D)	
6/20/2016	0.014	
8/12/2016	0.018	
10/5/2016	0.015	
11/30/2016	0.018	
2/8/2017	0.018	
4/6/2017	0.017	
6/21/2017	0.02	
10/5/2017	0.017	
3/21/2018	<0.018 (X)	
10/3/2018	0.016	
3/26/2019	0.015	
9/10/2019	0.014	
3/18/2020	0.013	
9/10/2020	0.015	
4/6/2021	0.014	
8/12/2021	0.019	
2/15/2022	0.013	
8/25/2022	0.013	
2/28/2023		0.011
8/9/2023		0.013

Prediction Limit

Constituent: Barium, Total (mg/L) Analysis Run 9/26/2023 2:33 PM View: Appendix I - IntraWell

Plant Scherer Client: Southern Company Data: Scherer Cell 1-CCR

	GWC-4	GWC-4
5/11/2010	0.031 (J)	
6/17/2010	0.033 (J)	
7/28/2010	0.033 (J)	
9/8/2010	0.033 (J)	
4/28/2011	0.039 (J)	
10/29/2011	0.029	
5/3/2012	0.036	
11/10/2012	0.032 (V)	
5/10/2013	0.035	
11/6/2013	0.037	
5/22/2014	0.031	
11/9/2014	0.034	
5/22/2015	0.039	
11/11/2015	0.042	
4/12/2016	0.0386	
6/20/2016	0.031	
8/12/2016	0.033	
10/6/2016	0.042	
11/30/2016	0.04	
2/8/2017	0.042	
4/6/2017	0.041	
6/22/2017	0.047	
10/6/2017	0.045	
3/21/2018	0.045	
10/3/2018	0.042	
3/26/2019	0.053	
9/10/2019	0.037	
3/19/2020	0.045	
9/10/2020	0.045	
4/2/2021		0.047
8/12/2021		0.049
2/15/2022		0.055
5/12/2022		0.06 (R)
8/25/2022		0.054
12/28/2022		0.065 (R)
2/27/2023		0.081
8/8/2023		0.085

Prediction Limit

Constituent: Barium, Total (mg/L) Analysis Run 9/26/2023 2:33 PM View: Appendix I - IntraWell

Plant Scherer Client: Southern Company Data: Scherer Cell 1-CCR

	GWC-5	GWC-5
5/11/2010	0.034 (J)	
6/18/2010	0.028 (J)	
7/27/2010	0.026 (J)	
9/9/2010	0.022 (J)	
4/29/2011	0.016 (J)	
10/28/2011	0.014	
5/4/2012	0.017	
11/10/2012	0.014 (V)	
5/9/2013	0.016	
11/6/2013	0.016	
5/22/2014	0.016	
11/9/2014	0.018	
5/24/2015	0.11	
11/11/2015	0.12	
4/19/2016	0.099	
6/22/2016	0.074	
8/16/2016	0.045	
10/6/2016	0.046	
12/1/2016	0.046	
2/9/2017	0.055	
4/6/2017	0.057	
6/21/2017	0.062	
10/5/2017	0.052	
3/22/2018	0.048	
10/3/2018	0.036	
3/27/2019	0.038	
9/11/2019	0.039	
3/18/2020	0.04	
9/9/2020	0.033	
4/1/2021	0.04	
8/12/2021	0.036	
2/15/2022	0.038	
8/25/2022	0.031	
2/28/2023		0.038
8/8/2023		0.031

Prediction Limit

Constituent: Barium, Total (mg/L) Analysis Run 9/26/2023 2:33 PM View: Appendix I - IntraWell

Plant Scherer Client: Southern Company Data: Scherer Cell 1-CCR

	GWC-6	GWC-6
5/11/2010	0.053 (J)	
6/18/2010	0.055 (J)	
7/27/2010	0.053 (J)	
9/9/2010	0.05 (J)	
4/30/2011	0.05 (J)	
10/29/2011	0.045	
5/4/2012	0.051	
11/10/2012	0.048 (V)	
5/9/2013	0.048	
11/7/2013	0.049	
5/21/2014	0.048	
11/9/2014	0.053	
5/24/2015	0.061	
11/11/2015	0.063	
4/12/2016	0.0626	
6/20/2016	0.057	
8/12/2016	0.053	
10/6/2016	0.053	
11/30/2016	0.06	
2/9/2017	0.054	
4/6/2017	0.055	
6/21/2017	0.063	
10/6/2017	0.054	
3/21/2018	0.056	
10/3/2018	0.051	
3/26/2019	0.052	
9/11/2019	0.059	
3/18/2020	0.05	
9/10/2020	0.056	
4/5/2021	0.054	
8/11/2021	0.054	
2/15/2022	0.057	
8/25/2022	0.055	
2/27/2023		0.052
8/8/2023		0.046

Prediction Limit

Constituent: Barium, Total (mg/L) Analysis Run 9/26/2023 2:33 PM View: Appendix I - IntraWell

Plant Scherer Client: Southern Company Data: Scherer Cell 1-CCR

	GWC-7	GWC-7
5/10/2010	0.029 (J)	
6/18/2010	0.044 (J)	
7/28/2010	0.028 (J)	
9/9/2010	0.029 (J)	
4/30/2011	0.025 (J)	
10/29/2011	0.026	
5/4/2012	0.032	
11/10/2012	0.028 (V)	
5/9/2013	0.03	
11/7/2013	0.031	
5/21/2014	0.029	
11/12/2014	0.031	
5/24/2015	0.039	
11/11/2015	0.032	
4/13/2016	0.0328 (D)	
6/20/2016	0.03	
8/15/2016	0.033	
10/6/2016	0.032	
12/1/2016	0.034	
2/9/2017	0.032	
4/7/2017	0.031	
6/22/2017	0.035	
10/6/2017	0.034	
3/22/2018	0.035	
10/4/2018	0.031	
3/27/2019	0.033	
9/11/2019	0.035	
3/19/2020	0.036	
9/10/2020	0.039	
4/1/2021	0.036	
8/11/2021	0.036	
2/15/2022	0.035	
8/25/2022	0.035	
2/27/2023		0.036
8/8/2023		0.034

Prediction Limit

Constituent: Barium, Total (mg/L) Analysis Run 9/26/2023 2:33 PM View: Appendix I - IntraWell

Plant Scherer Client: Southern Company Data: Scherer Cell 1-CCR

	GWC-8A	GWC-8A
5/10/2010	0.05 (J)	
6/19/2010	0.045 (J)	
7/28/2010	0.046 (J)	
9/8/2010	0.071 (J)	
4/30/2011	0.098 (J)	
10/27/2011	0.048	
5/4/2012	0.055	
11/11/2012	0.05 (V)	
5/10/2013	0.12	
11/7/2013	0.044	
5/21/2014	0.037	
11/13/2014	0.085	
5/23/2015	0.054	
11/11/2015	0.059	
4/19/2016	0.0415	
10/10/2016	0.034	
12/1/2016	0.037	
2/9/2017	0.043	
4/7/2017	0.019	
6/21/2017	0.017	
8/15/2017	0.021	
9/1/2017	0.02	
10/9/2017	0.019	
3/22/2018	0.019	
10/4/2018	0.012	
3/27/2019	0.025	
9/11/2019	0.022	
3/18/2020	0.043	
9/9/2020	0.053	
4/5/2021	0.045	
8/12/2021	0.026	
2/15/2022	0.048	
8/25/2022	0.03	
2/27/2023		0.055
8/8/2023		0.051

Prediction Limit

Constituent: Barium, Total (mg/L) Analysis Run 9/26/2023 2:33 PM View: Appendix I - IntraWell

Plant Scherer Client: Southern Company Data: Scherer Cell 1-CCR

	GWC-9	GWC-9
5/10/2010	0.026 (J)	
6/16/2010	0.026 (J)	
7/27/2010	0.029 (J)	
9/8/2010	0.027 (J)	
4/29/2011	0.02 (J)	
10/27/2011	0.02	
5/3/2012	0.021	
11/11/2012	0.028 (V)	
5/9/2013	0.026	
11/6/2013	0.026	
5/21/2014	0.023	
11/12/2014	0.038	
5/23/2015	0.021	
11/12/2015	0.02	
4/13/2016	0.0164 (D)	
6/22/2016	0.0238	
8/15/2016	0.02	
10/6/2016	0.021	
12/1/2016	0.025	
2/8/2017	0.017	
4/6/2017	0.019	
6/21/2017	0.026	
10/5/2017	0.022	
3/21/2018	<0.021 (X)	
10/2/2018	0.023	
3/27/2019	0.018	
9/11/2019	0.028	
3/18/2020	0.013	
9/9/2020	0.025	
4/1/2021	0.018	
8/12/2021	0.023	
2/15/2022	0.023	
8/25/2022	0.04	
2/27/2023		0.025
8/8/2023		0.027

Prediction Limit

Constituent: Beryllium, Total (mg/L) Analysis Run 9/26/2023 2:33 PM View: Appendix I - Intrawell

Plant Scherer Client: Southern Company Data: Scherer Cell 1-CCR

	GWA-17	GWA-17
5/8/2010	<0.0025	
6/16/2010	<0.0025	
7/26/2010	<0.0025	
9/7/2010	<0.0025	
4/29/2011	<0.0025	
10/28/2011	<0.0025	
5/2/2012	<0.0025	
11/9/2012	0.0021	
5/8/2013	<0.0025	
11/6/2013	<0.0025	
5/20/2014	<0.0025	
11/8/2014	<0.0025	
5/22/2015	<0.0025	
11/9/2015	<0.0025	
4/6/2016	<0.0025	
6/15/2016	<0.0025	
8/10/2016	<0.0025	
10/5/2016	<0.0025	
11/29/2016	<0.0025	
2/7/2017	<0.0025	
4/4/2017	<0.0025	
6/20/2017	<0.0025	
10/5/2017	<0.0025	
3/20/2018	<0.0025	
10/2/2018	<0.0025	
3/26/2019	<0.0025	
9/10/2019	<0.0025	
3/18/2020	<0.0025	
9/9/2020	<0.0025	
4/1/2021	<0.0025	
8/11/2021	<0.0025	
2/15/2022	<0.0025	
8/24/2022	<0.0025	
2/28/2023		<0.0025
8/3/2023		<0.0025

Prediction Limit

Constituent: Beryllium, Total (mg/L) Analysis Run 9/26/2023 2:33 PM View: Appendix I - Intrawell

Plant Scherer Client: Southern Company Data: Scherer Cell 1-CCR

	GWC-5	GWC-5
5/11/2010	<0.0025	
6/18/2010	<0.0025	
7/27/2010	<0.0025	
9/9/2010	<0.0025	
4/29/2011	<0.0025	
10/28/2011	<0.0025	
5/4/2012	<0.0025	
11/10/2012	<0.0025	
5/9/2013	<0.0025	
11/6/2013	<0.0025	
5/22/2014	<0.0025	
11/9/2014	<0.0025	
5/24/2015	<0.0025	
11/11/2015	<0.0025	
4/19/2016	<0.0025	
6/22/2016	<0.0025	
8/16/2016	<0.0025	
10/6/2016	<0.0025	
12/1/2016	<0.0025	
2/9/2017	<0.0025	
4/6/2017	<0.0025	
6/21/2017	<0.0025	
10/5/2017	<0.0025	
3/22/2018	<0.0025	
10/3/2018	<0.0025	
3/27/2019	<0.0025	
9/11/2019	<0.0025	
3/18/2020	<0.0025	
9/9/2020	<0.0025	
4/1/2021	<0.0025	
8/12/2021	0.00022 (J)	
2/15/2022	<0.0025	
8/25/2022	<0.0025	
2/28/2023		<0.0025
8/8/2023		<0.0025

Prediction Limit

Constituent: Beryllium, Total (mg/L) Analysis Run 9/26/2023 2:33 PM View: Appendix I - Inrawell
Plant Scherer Client: Southern Company Data: Scherer Cell 1-CCR

	GWC-7	GWC-7
5/10/2010	<0.0025	
6/18/2010	<0.0025	
7/28/2010	<0.0025	
9/9/2010	<0.0025	
4/30/2011	<0.0025	
10/29/2011	<0.0025	
5/4/2012	<0.0025	
11/10/2012	<0.0025	
5/9/2013	<0.0025	
11/7/2013	<0.0025	
5/21/2014	<0.0025	
11/12/2014	<0.0025	
5/24/2015	<0.0025	
11/11/2015	<0.0025	
4/13/2016	<0.0025 (D)	
6/20/2016	<0.0025	
8/15/2016	<0.0025	
10/6/2016	<0.0025	
12/1/2016	<0.0025	
2/9/2017	<0.0025	
4/7/2017	<0.0025	
6/22/2017	<0.0025	
10/6/2017	<0.0025	
3/22/2018	<0.0025	
10/4/2018	<0.0025	
3/27/2019	<0.0025	
9/11/2019	<0.0025	
3/19/2020	<0.0025	
9/10/2020	0.00018 (J)	
4/1/2021	<0.0025	
8/11/2021	<0.0025	
2/15/2022	<0.0025	
8/25/2022	<0.0025	
2/27/2023		<0.0025
8/8/2023		<0.0025

Prediction Limit

Constituent: Beryllium, Total (mg/L) Analysis Run 9/26/2023 2:33 PM View: Appendix I - IntraWell

Plant Scherer Client: Southern Company Data: Scherer Cell 1-CCR

	GWC-8A	GWC-8A
5/10/2010	<0.0025	
6/19/2010	<0.0025	
7/28/2010	<0.0025	
9/8/2010	<0.0025	
4/30/2011	<0.0025	
10/27/2011	<0.0025	
5/4/2012	<0.0025	
11/11/2012	<0.0025	
5/10/2013	<0.0025	
11/7/2013	<0.0025	
5/21/2014	<0.0025	
11/13/2014	<0.0025	
5/23/2015	<0.0025	
11/11/2015	<0.0025	
4/19/2016	<0.0025	
10/10/2016	<0.0025	
12/1/2016	<0.0025	
2/9/2017	<0.0025	
4/7/2017	<0.0025	
6/21/2017	<0.0025	
8/15/2017	<0.0025	
9/1/2017	<0.0025	
10/9/2017	<0.0025	
3/22/2018	<0.0025	
10/4/2018	<0.0025	
3/27/2019	<0.0025	
9/11/2019	<0.0025	
3/18/2020	<0.0025	
9/9/2020	<0.0025	
4/5/2021	0.00038 (J)	
8/12/2021	<0.0025	
2/15/2022	<0.0025	
8/25/2022	<0.0025	
2/27/2023		<0.0025
8/8/2023		<0.0025

Prediction Limit

Constituent: Cadmium, Total (mg/L) Analysis Run 9/26/2023 2:33 PM View: Appendix I - Intrawell
Plant Scherer Client: Southern Company Data: Scherer Cell 1-CCR

	GWA-17	GWA-17
5/8/2010	<0.0025	
6/16/2010	<0.0025	
7/26/2010	<0.0025	
9/7/2010	<0.0025	
4/29/2011	<0.0025	
10/28/2011	<0.0025	
5/2/2012	<0.0025	
11/9/2012	<0.0025	
5/8/2013	<0.0025	
11/6/2013	<0.0025	
5/20/2014	<0.0025	
11/8/2014	<0.0025	
5/22/2015	<0.0025	
11/9/2015	<0.0025	
4/6/2016	<0.0025	
6/15/2016	<0.0025	
8/10/2016	<0.0025	
10/5/2016	<0.0025	
11/29/2016	<0.0025	
2/7/2017	<0.0025	
4/4/2017	<0.0025	
6/20/2017	<0.0025	
10/5/2017	<0.0025	
3/20/2018	<0.0025	
10/2/2018	<0.0025	
3/26/2019	<0.0025	
9/10/2019	0.00013 (J)	
3/18/2020	<0.0025	
9/9/2020	<0.0025	
4/1/2021	<0.0025	
8/11/2021	<0.0025	
2/15/2022	<0.0025	
8/24/2022	<0.0025	
2/28/2023		<0.0025
8/3/2023		<0.0025

Prediction Limit

Constituent: Cadmium, Total (mg/L) Analysis Run 9/26/2023 2:33 PM View: Appendix I - Intrawell

Plant Scherer Client: Southern Company Data: Scherer Cell 1-CCR

	GWC-11	GWC-11
5/10/2010	<0.0025	
6/16/2010	<0.0025	
7/27/2010	<0.0025	
9/8/2010	<0.0025	
4/29/2011	<0.0025	
10/27/2011	<0.0025	
5/4/2012	<0.0025	
11/10/2012	<0.0025	
5/9/2013	<0.0025	
11/6/2013	<0.0025	
5/20/2014	<0.0025	
11/12/2014	<0.0025	
5/24/2015	<0.0025	
11/12/2015	<0.0025	
4/13/2016	<0.0025 (D)	
6/21/2016	<0.0025	
8/15/2016	<0.0025	
10/5/2016	<0.0025	
12/1/2016	<0.0025	
2/8/2017	<0.0025	
4/6/2017	<0.0025	
6/20/2017	<0.0025	
10/5/2017	<0.0025	
3/21/2018	<0.0025	
10/2/2018	<0.0025	
3/27/2019	<0.0025	
9/11/2019	<0.0025	
3/18/2020	<0.0025	
9/10/2020	0.001 (J)	
4/1/2021	<0.0025	
8/11/2021	<0.0025	
2/16/2022	<0.0025	
8/25/2022	<0.0025	
2/27/2023		<0.0025
8/9/2023		<0.0025

Prediction Limit

Constituent: Cadmium, Total (mg/L) Analysis Run 9/26/2023 2:33 PM View: Appendix I - Intrawell

Plant Scherer Client: Southern Company Data: Scherer Cell 1-CCR

	GWC-2	GWC-2
5/11/2010	<0.0025	
6/19/2010	<0.0025	
7/27/2010	<0.0025	
9/9/2010	<0.0025	
4/28/2011	<0.0025	
10/28/2011	<0.0025	
5/3/2012	<0.0025	
11/9/2012	<0.0025	
5/9/2013	<0.0025	
11/5/2013	<0.0025	
5/22/2014	<0.0025	
11/13/2014	<0.0025	
5/24/2015	<0.0025	
11/11/2015	<0.0025	
4/12/2016	<0.0025	
6/16/2016	<0.0025	
8/11/2016	<0.0025	
10/4/2016	<0.0025	
11/30/2016	<0.0025	
2/7/2017	<0.0025	
4/6/2017	<0.0025	
6/20/2017	<0.0025	
10/4/2017	<0.0025	
3/20/2018	<0.0025	
10/2/2018	<0.0025	
3/26/2019	<0.0025	
9/10/2019	<0.0025	
3/18/2020	<0.0025	
9/9/2020	<0.0025	
4/1/2021	0.00038 (J)	
8/12/2021	<0.0025	
2/15/2022	<0.0025	
8/26/2022	<0.0025	
2/27/2023		<0.0025
8/9/2023		<0.0025

Prediction Limit

Constituent: Cadmium, Total (mg/L) Analysis Run 9/26/2023 2:33 PM View: Appendix I - Intrawell

Plant Scherer Client: Southern Company Data: Scherer Cell 1-CCR

	GWC-8A	GWC-8A
5/10/2010	<0.0025	
6/19/2010	<0.0025	
7/28/2010	<0.0025	
9/8/2010	0.001	
4/30/2011	0.0014	
10/27/2011	0.0011	
5/4/2012	<0.0025	
11/11/2012	<0.0025	
5/10/2013	0.0016	
11/7/2013	0.001	
5/21/2014	<0.0025	
11/13/2014	<0.0025	
5/23/2015	<0.0025	
11/11/2015	<0.0025	
4/19/2016	0.000379 (J)	
10/10/2016	<0.0025	
12/1/2016	<0.0025	
2/9/2017	0.00037 (J)	
4/7/2017	<0.0025	
6/21/2017	<0.0025	
8/15/2017	<0.0025	
9/1/2017	<0.0025	
10/9/2017	<0.0025	
3/22/2018	<0.0025	
10/4/2018	<0.0025	
3/27/2019	<0.0025	
9/11/2019	<0.0025	
3/18/2020	<0.0025	
9/9/2020	<0.0025	
4/5/2021	0.0003 (J)	
8/12/2021	<0.0025	
2/15/2022	<0.0025	
8/25/2022	<0.0025	
2/27/2023		<0.0025
8/8/2023		<0.0025

Prediction Limit

Constituent: Chromium, Total (mg/L) Analysis Run 9/26/2023 2:33 PM View: Appendix I - IntraWell
Plant Scherer Client: Southern Company Data: Scherer Cell 1-CCR

	GWA-15	GWA-15
5/9/2010	<0.002	
6/18/2010	<0.002	
7/28/2010	<0.002	
9/9/2010	<0.002	
4/30/2011	<0.002	
10/28/2011	<0.002	
5/2/2012	<0.002	
11/9/2012	<0.002	
5/8/2013	<0.002	
11/5/2013	0.0036	
5/20/2014	<0.002	
11/12/2014	<0.002	
5/22/2015	<0.002	
11/11/2015	<0.002	
4/6/2016	<0.002	
6/15/2016	<0.002	
8/10/2016	<0.002	
10/4/2016	<0.002	
11/30/2016	<0.002	
2/7/2017	<0.002	
4/4/2017	<0.002	
6/20/2017	<0.002	
10/4/2017	<0.002	
3/20/2018	<0.002 (D)	
10/2/2018	<0.002	
3/26/2019	<0.002	
9/10/2019	0.0023 (J)	
3/18/2020	<0.002	
9/9/2020	<0.002	
4/1/2021	<0.002	
8/11/2021	<0.002	
2/15/2022	<0.002	
8/25/2022	<0.002	
2/28/2023		<0.002
8/3/2023		<0.002

Prediction Limit

Constituent: Chromium, Total (mg/L) Analysis Run 9/26/2023 2:33 PM View: Appendix I - Intrawell

Plant Scherer Client: Southern Company Data: Scherer Cell 1-CCR

	GWA-16	GWA-16
5/9/2010	0.003 (J)	
6/16/2010	0.0042 (J)	
7/27/2010	0.0048 (J)	
9/7/2010	0.0037 (J)	
4/29/2011	0.0046 (J)	
10/28/2011	0.005	
5/2/2012	0.0052	
11/9/2012	0.0054	
5/8/2013	0.0058	
11/6/2013	0.0062 (J)	
5/20/2014	0.0047 (J)	
11/8/2014	0.0064 (J)	
5/22/2015	0.0059 (J)	
11/9/2015	0.0043 (J)	
4/6/2016	0.00457 (J)	
6/15/2016	<0.01	
8/10/2016	0.0042	
10/4/2016	0.0052	
11/29/2016	0.004	
2/7/2017	0.004	
4/4/2017	0.0021 (J)	
6/20/2017	0.0046	
10/5/2017	0.005	
3/20/2018	0.0044	
10/2/2018	0.0043	
3/26/2019	0.0046	
9/10/2019	0.0076	
3/18/2020	0.0044	
9/9/2020	0.005	
4/1/2021	0.0053	
8/11/2021	0.0059	
2/15/2022	0.0056	
8/25/2022	0.0056	
2/28/2023		0.0061
8/3/2023		0.0073

Prediction Limit

Constituent: Chromium, Total (mg/L) Analysis Run 9/26/2023 2:33 PM View: Appendix I - IntraWell
Plant Scherer Client: Southern Company Data: Scherer Cell 1-CCR

	GWA-17	GWA-17
5/8/2010	0.0032 (J)	
6/16/2010	0.0037 (J)	
7/26/2010	0.0058	
9/7/2010	0.0078	
4/29/2011	0.005	
10/28/2011	0.0068	
5/2/2012	0.0065	
11/9/2012	0.006	
5/8/2013	0.0074	
11/6/2013	0.0082 (J)	
5/20/2014	0.0051 (J)	
11/8/2014	0.0074 (J)	
5/22/2015	0.0084 (J)	
11/9/2015	0.009 (J)	
4/6/2016	0.00779 (J)	
6/15/2016	<0.01	
8/10/2016	0.0068	
10/5/2016	0.0076	
11/29/2016	0.0045	
2/7/2017	0.0067	
4/4/2017	0.0079	
6/20/2017	0.0084	
10/5/2017	0.0061	
3/20/2018	0.006	
10/2/2018	0.0061	
3/26/2019	0.0065	
9/10/2019	0.012	
3/18/2020	0.0083	
9/9/2020	0.0088	
4/1/2021	0.0082	
8/11/2021	0.0089	
2/15/2022	0.0084	
8/24/2022	0.0076	
2/28/2023		0.0083
8/3/2023		0.0089

Prediction Limit

Constituent: Chromium, Total (mg/L) Analysis Run 9/26/2023 2:33 PM View: Appendix I - Intrawell

Plant Scherer Client: Southern Company Data: Scherer Cell 1-CCR

	GWC-1	GWC-1
5/11/2010	0.0077	
6/17/2010	0.0053	
7/27/2010	0.0085	
9/9/2010	0.0076	
4/28/2011	0.0048 (J)	
10/29/2011	0.0093	
5/3/2012	0.01	
11/9/2012	0.009	
5/9/2013	0.0085	
11/5/2013	0.015	
5/23/2014	0.012	
11/13/2014	0.011	
5/23/2015	0.012	
11/11/2015	0.014	
4/12/2016	0.0135	
6/16/2016	0.014	
8/11/2016	0.013	
10/4/2016	0.014	
11/30/2016	0.013	
2/7/2017	0.013	
4/5/2017	0.014	
6/20/2017	0.013	
10/4/2017	0.015	
3/20/2018	0.013	
10/2/2018	0.014	
3/26/2019	0.013	
9/10/2019	0.018	
3/18/2020	0.014	
9/9/2020	0.014	
4/1/2021	0.014	
8/18/2021	0.014	
2/15/2022	0.011	
8/24/2022	0.014	
2/27/2023		0.014
8/9/2023		0.017

Prediction Limit

Constituent: Chromium, Total (mg/L) Analysis Run 9/26/2023 2:33 PM View: Appendix I - IntraWell

Plant Scherer Client: Southern Company Data: Scherer Cell 1-CCR

	GWC-10	GWC-10
5/10/2010	0.011	
6/16/2010	0.0095	
7/28/2010	0.01	
9/8/2010	0.011	
4/29/2011	0.0096	
10/27/2011	0.011	
5/4/2012	0.01	
11/11/2012	0.01	
5/9/2013	0.011	
11/5/2013	0.015	
5/21/2014	0.013	
11/12/2014	0.012	
5/23/2015	0.014	
11/12/2015	0.016	
4/13/2016	0.0152 (D)	
6/21/2016	0.016	
8/15/2016	0.015	
10/5/2016	0.016	
12/1/2016	0.015	
2/8/2017	0.017	
4/6/2017	0.018	
6/21/2017	0.017	
10/5/2017	0.018	
3/21/2018	0.017 (J+X)	
10/2/2018	0.018	
3/27/2019	0.017	
9/11/2019	0.023	
3/18/2020	0.02	
9/9/2020	0.018	
4/1/2021	0.02	
10/18/2021	0.019	
2/15/2022	0.021	
8/25/2022	0.018	
2/21/2023		0.02
8/9/2023		0.022

Prediction Limit

Constituent: Chromium, Total (mg/L) Analysis Run 9/26/2023 2:34 PM View: Appendix I - IntraWell
Plant Scherer Client: Southern Company Data: Scherer Cell 1-CCR

	GWC-11	GWC-11
5/10/2010	0.011	
6/16/2010	0.012	
7/27/2010	0.012	
9/8/2010	0.011	
4/29/2011	0.01	
10/27/2011	0.0077	
5/4/2012	0.0082	
11/10/2012	0.007	
5/9/2013	0.0079	
11/6/2013	0.011	
5/20/2014	0.0076 (J)	
11/12/2014	0.0071 (J)	
5/24/2015	0.0083 (J)	
11/12/2015	0.0069 (J)	
4/13/2016	0.00804 (JD)	
6/21/2016	0.0086 (J)	
8/15/2016	0.0073	
10/5/2016	0.0077	
12/1/2016	0.0075	
2/8/2017	0.0078	
4/6/2017	0.0079	
6/20/2017	0.0078	
10/5/2017	0.0081	
3/21/2018	<0.0081 (X)	
10/2/2018	0.0075	
3/27/2019	0.007	
9/11/2019	0.011	
3/18/2020	0.0086	
9/10/2020	0.009	
4/1/2021	0.0078	
8/11/2021	0.0078	
2/16/2022	0.0074	
8/25/2022	0.0069	
2/27/2023		0.0082
8/9/2023		0.0087

Prediction Limit

Constituent: Chromium, Total (mg/L) Analysis Run 9/26/2023 2:34 PM View: Appendix I - Intrawell

Plant Scherer Client: Southern Company Data: Scherer Cell 1-CCR

	GWC-12	GWC-12
5/9/2010	<0.002	
6/18/2010	<0.002	
7/27/2010	0.002 (J)	
9/8/2010	<0.002	
4/29/2011	<0.002	
10/28/2011	<0.002	
5/3/2012	<0.002	
11/10/2012	<0.002	
5/9/2013	<0.002	
11/6/2013	0.0031 (J)	
5/20/2014	0.002 (J)	
11/12/2014	<0.002	
5/23/2015	0.0027 (J)	
11/12/2015	0.0022 (J)	
4/13/2016	<0.002 (D)	
6/21/2016	0.0012 (J)	
8/15/2016	0.0021 (J)	
10/5/2016	0.0013 (J)	
12/1/2016	0.0015 (J)	
2/8/2017	0.0016 (J)	
4/5/2017	0.0014 (J)	
6/20/2017	0.0015 (J)	
10/5/2017	0.0015 (J)	
3/21/2018	<0.002 (XD)	
10/2/2018	0.0012 (J)	
3/26/2019	0.0013 (J)	
9/11/2019	0.0036	
3/18/2020	0.0016 (J)	
9/10/2020	<0.002	
4/1/2021	0.0015 (J)	
8/11/2021	<0.002	
2/16/2022	<0.002	
8/26/2022	<0.002	
2/27/2023		0.002
8/9/2023		0.0026

Prediction Limit

Constituent: Chromium, Total (mg/L) Analysis Run 9/26/2023 2:34 PM View: Appendix I - IntraWell
Plant Scherer Client: Southern Company Data: Scherer Cell 1-CCR

	GWC-13	GWC-13
5/9/2010	0.0051	
6/18/2010	0.0043 (J)	
7/29/2010	0.0058	
9/9/2010	0.0052	
4/26/2011	0.0025 (J)	
10/28/2011	0.0035 (J)	
5/4/2012	0.0073	
11/11/2012	0.004 (J)	
5/8/2013	0.006	
11/7/2013	0.0068 (J)	
5/20/2014	0.0039 (J)	
11/12/2014	0.0039 (J)	
5/24/2015	0.004 (J)	
11/12/2015	0.0077 (J)	
4/13/2016	0.0038 (JD)	
6/21/2016	0.0035 (J)	
8/15/2016	0.0034	
10/7/2016	0.0037	
12/1/2016	0.0037	
2/9/2017	0.0038	
4/6/2017	0.0039	
6/22/2017	0.0042	
10/6/2017	0.0039	
3/22/2018	0.028 (Q)	
10/3/2018	0.0056	
3/26/2019	0.0048	
9/11/2019	0.0075	
3/18/2020	0.008	
9/10/2020	0.0054	
4/6/2021	0.0061	
8/11/2021	0.0051	
2/16/2022	0.005	
8/26/2022	0.0043	
2/27/2023		0.006
8/9/2023		0.0066

Prediction Limit

Constituent: Chromium, Total (mg/L) Analysis Run 9/26/2023 2:34 PM View: Appendix I - IntraWell
Plant Scherer Client: Southern Company Data: Scherer Cell 1-CCR

	GWC-14	GWC-14
5/9/2010	<0.002	
6/18/2010	<0.002	
7/28/2010	<0.002	
9/9/2010	<0.002	
4/30/2011	<0.002	
10/28/2011	<0.002	
5/3/2012	<0.002	
11/10/2012	<0.002	
5/8/2013	<0.002	
11/5/2013	0.0036	
5/20/2014	<0.002	
11/12/2014	<0.002	
5/24/2015	<0.002	
11/11/2015	<0.002	
4/13/2016	<0.002 (D)	
6/21/2016	0.0006 (J)	
8/15/2016	<0.002	
10/4/2016	<0.002	
12/1/2016	<0.002	
2/7/2017	<0.002	
4/6/2017	<0.002	
6/20/2017	<0.002	
10/5/2017	<0.002	
3/20/2018	<0.002	
10/2/2018	<0.002	
3/26/2019	<0.002	
9/11/2019	0.0038	
3/18/2020	<0.002	
9/9/2020	<0.002	
4/1/2021	<0.002	
8/11/2021	<0.002	
2/16/2022	<0.002	
8/26/2022	<0.002	
2/27/2023		<0.002
8/9/2023		0.0018 (J)

Prediction Limit

Constituent: Chromium, Total (mg/L) Analysis Run 9/26/2023 2:34 PM View: Appendix I - IntraWell

Plant Scherer Client: Southern Company Data: Scherer Cell 1-CCR

	GWC-18	GWC-18
5/10/2010	0.012	
6/16/2010	0.014	
7/26/2010	0.013	
9/7/2010	0.015	
4/29/2011	0.014	
10/28/2011	0.014	
5/2/2012	0.017	
11/9/2012	0.014	
5/8/2013	0.017	
11/6/2013	0.017	
5/23/2014	0.013	
11/8/2014	0.018	
5/22/2015	0.02	
11/10/2015	0.013	
4/11/2016	0.0139	
6/16/2016	0.014	
8/11/2016	0.016	
10/5/2016	0.014	
11/29/2016	0.013	
2/8/2017	0.013	
4/6/2017	0.014	
6/21/2017	0.013	
10/5/2017	0.014	
3/20/2018	0.014	
10/2/2018	0.014	
3/26/2019	0.014	
9/11/2019	0.017	
3/18/2020	0.014	
9/9/2020	0.013	
4/1/2021	0.014	
8/11/2021	0.014	
2/16/2022	0.012	
8/25/2022	0.012	
2/28/2023		0.012
8/9/2023		0.014

Prediction Limit

Constituent: Chromium, Total (mg/L) Analysis Run 9/26/2023 2:34 PM View: Appendix I - IntraWell
Plant Scherer Client: Southern Company Data: Scherer Cell 1-CCR

	GWC-19	GWC-19
5/11/2010	0.0039 (J)	
6/16/2010	0.0049 (J)	
7/27/2010	0.0047 (J)	
9/7/2010	0.0057	
4/29/2011	0.0087	
10/28/2011	0.0075	
5/2/2012	0.011	
11/9/2012	0.0076	
5/9/2013	0.0088	
11/6/2013	0.011	
5/22/2014	0.0057 (J)	
11/8/2014	0.013	
5/23/2015	0.014	
11/10/2015	0.0091 (J)	
4/11/2016	0.00767 (J)	
6/16/2016	<0.01	
8/11/2016	0.0085	
10/5/2016	0.01	
11/29/2016	0.0087	
2/8/2017	0.0093	
4/5/2017	0.0098	
6/21/2017	0.0094	
10/5/2017	0.0096	
3/20/2018	0.0097	
10/2/2018	0.0097	
3/26/2019	0.0091	
9/12/2019	0.012	
3/19/2020	0.012	
9/9/2020	0.011	
4/5/2021	0.012	
8/11/2021	0.013	
2/16/2022	0.011	
8/25/2022	0.015	
2/28/2023		0.014
8/8/2023		0.014

Prediction Limit

Constituent: Chromium, Total (mg/L) Analysis Run 9/26/2023 2:34 PM View: Appendix I - Intrawell
Plant Scherer Client: Southern Company Data: Scherer Cell 1-CCR

	GWC-2	GWC-2
5/11/2010	0.0051	
6/19/2010	<0.011	
7/27/2010	0.01	
9/9/2010	0.0072	
4/28/2011	0.0077	
10/28/2011	0.011	
5/3/2012	0.011	
11/9/2012	0.0089	
5/9/2013	0.0089	
11/5/2013	0.011	
5/22/2014	0.01	
11/13/2014	0.0084 (J)	
5/24/2015	0.0095 (J)	
11/11/2015	0.011	
4/12/2016	0.0122	
6/16/2016	<0.011	
8/11/2016	0.01	
10/4/2016	0.011	
11/30/2016	0.0098	
2/7/2017	0.0096	
4/6/2017	0.01	
6/20/2017	0.01	
10/4/2017	0.011	
3/20/2018	0.0099	
10/2/2018	0.01	
3/26/2019	0.0096	
9/10/2019	0.014	
3/18/2020	0.011	
9/9/2020	0.01	
4/1/2021	0.0057	
8/12/2021	0.012	
2/15/2022	0.011	
8/26/2022	0.0095	
2/27/2023		0.012
8/9/2023		0.012

Prediction Limit

Constituent: Chromium, Total (mg/L) Analysis Run 9/26/2023 2:34 PM View: Appendix I - Intrawell

Plant Scherer Client: Southern Company Data: Scherer Cell 1-CCR

	GWC-20	GWC-20
5/11/2010	0.0063	
6/17/2010	0.0053	
7/27/2010	0.0064	
9/7/2010	0.0078	
4/29/2011	0.0065	
10/28/2011	0.0092	
5/3/2012	0.011	
11/10/2012	0.0073	
5/9/2013	0.0098	
11/6/2013	0.011	
5/22/2014	0.0097 (J)	
11/9/2014	0.012	
5/24/2015	0.016	
11/10/2015	0.0088 (J)	
4/12/2016	0.00965 (J)	
6/16/2016	<0.0085	
8/11/2016	0.0083	
10/5/2016	0.0094	
11/30/2016	0.0084	
2/8/2017	0.0091	
4/6/2017	0.011	
6/21/2017	0.0081	
10/5/2017	0.0083	
3/21/2018	<0.0085 (X)	
10/3/2018	0.0091	
3/26/2019	0.0092	
9/12/2019	0.011	
3/19/2020	0.0094	
9/10/2020	0.009	
4/5/2021	0.008	
8/11/2021	0.0087	
2/16/2022	0.0081	
8/25/2022	0.0079	
2/28/2023		0.009
8/8/2023		0.01

Prediction Limit

Constituent: Chromium, Total (mg/L) Analysis Run 9/26/2023 2:34 PM View: Appendix I - Intrawell
Plant Scherer Client: Southern Company Data: Scherer Cell 1-CCR

	GWC-3	GWC-3
5/11/2010	0.01	
6/17/2010	0.0087	
7/28/2010	0.028 (O)	
9/7/2010	0.022	
4/29/2011	0.0099	
10/28/2011	0.0089	
5/3/2012	0.0091	
11/9/2012	0.008	
5/10/2013	0.019	
11/6/2013	0.013	
5/22/2014	0.0093 (J)	
11/9/2014	0.0098 (J)	
5/22/2015	0.01	
11/10/2015	0.011	
4/12/2016	0.00925 (JD)	
6/20/2016	0.0076 (J)	
8/12/2016	0.0079	
10/5/2016	0.0085	
11/30/2016	0.0086	
2/8/2017	0.011	
4/6/2017	0.0098	
6/21/2017	0.011	
10/5/2017	0.01	
3/21/2018	<0.0093 (X)	
10/3/2018	0.0081	
3/26/2019	0.0075	
9/10/2019	0.0092	
3/18/2020	0.0049	
9/10/2020	0.0061	
4/6/2021	0.0074	
8/12/2021	0.0085	
2/15/2022	0.0076	
8/25/2022	0.0072	
2/28/2023		0.01
8/9/2023		0.013

Prediction Limit

Constituent: Chromium, Total (mg/L) Analysis Run 9/26/2023 2:34 PM View: Appendix I - IntraWell

Plant Scherer Client: Southern Company Data: Scherer Cell 1-CCR

	GWC-4	GWC-4
5/11/2010	0.0046 (J)	
6/17/2010	0.007	
7/28/2010	0.0084	
9/8/2010	0.0071	
4/28/2011	0.008	
10/29/2011	0.0054	
5/3/2012	0.0065	
11/10/2012	0.0059	
5/10/2013	0.0083	
11/6/2013	0.0099 (J)	
5/22/2014	0.0049 (J)	
11/9/2014	0.0068 (J)	
5/22/2015	0.0087 (J)	
11/11/2015	0.0084 (J)	
4/12/2016	0.00419 (J)	
6/20/2016	0.0043 (J)	
8/12/2016	0.0037	
10/6/2016	0.0062	
11/30/2016	0.0043	
2/8/2017	0.0052	
4/6/2017	0.005	
6/22/2017	0.0052	
10/6/2017	0.0049	
3/21/2018	<0.0062 (X)	
10/3/2018	0.0039	
3/26/2019	0.0084	
9/10/2019	0.0067	
3/19/2020	0.0045	
9/10/2020	0.0055	
4/2/2021	0.0052	
8/12/2021	0.0045	
2/15/2022	0.0041	
8/25/2022	0.0038	
2/27/2023		0.0039
8/8/2023		0.0049

Prediction Limit

Constituent: Chromium, Total (mg/L) Analysis Run 9/26/2023 2:34 PM View: Appendix I - Intrawell
Plant Scherer Client: Southern Company Data: Scherer Cell 1-CCR

	GWC-5	GWC-5
5/11/2010	0.004 (J)	
6/18/2010	0.0056	
7/27/2010	0.0051	
9/9/2010	0.0037 (J)	
4/29/2011	0.0036 (J)	
10/28/2011	0.0026 (J)	
5/4/2012	0.0031 (J)	
11/10/2012	<0.005	
5/9/2013	0.0033 (J)	
11/6/2013	0.0045 (J)	
5/22/2014	0.0035 (J)	
11/9/2014	0.0062 (J)	
5/24/2015	0.012	
11/11/2015	0.0068 (J)	
4/19/2016	0.00368 (J)	
6/22/2016	0.0031 (J)	
8/16/2016	0.0028	
10/6/2016	0.003	
12/1/2016	0.0022 (J)	
2/9/2017	0.0035	
4/6/2017	0.0032	
6/21/2017	0.0031	
10/5/2017	0.0029	
3/22/2018	0.0086 (J+X)	
10/3/2018	0.003	
3/27/2019	0.0039	
9/11/2019	0.0079	
3/18/2020	0.0052	
9/9/2020	0.0048	
4/1/2021	0.0058	
8/12/2021	0.0053	
2/15/2022	0.0061	
8/25/2022	0.0058	
2/28/2023		0.0068
8/8/2023		0.0066

Prediction Limit

Constituent: Chromium, Total (mg/L) Analysis Run 9/26/2023 2:34 PM View: Appendix I - IntraWell
Plant Scherer Client: Southern Company Data: Scherer Cell 1-CCR

	GWC-6	GWC-6
5/11/2010	<0.012	
6/18/2010	0.0063	
7/27/2010	0.004 (J)	
9/9/2010	0.0053	
4/30/2011	0.0035 (J)	
10/29/2011	0.0048 (J)	
5/4/2012	0.0064	
11/10/2012	0.0084	
5/9/2013	0.0041 (J)	
11/7/2013	0.0077 (J)	
5/21/2014	0.0044 (J)	
11/9/2014	0.0071 (J)	
5/24/2015	0.01	
11/11/2015	0.0053 (J)	
4/12/2016	0.00493 (J)	
6/20/2016	0.0043 (J)	
8/12/2016	0.0037	
10/6/2016	0.004	
11/30/2016	0.0035	
2/9/2017	0.0041	
4/6/2017	0.0038	
6/21/2017	0.004	
10/6/2017	0.0038	
3/21/2018	<0.012 (X)	
10/3/2018	0.0042	
3/26/2019	0.0044	
9/11/2019	0.0078	
3/18/2020	0.0046	
9/10/2020	0.0049	
4/5/2021	0.005	
8/11/2021	0.005	
2/15/2022	0.0046	
8/25/2022	0.0046	
2/27/2023		0.0047
8/8/2023		0.0048

Prediction Limit

Constituent: Chromium, Total (mg/L) Analysis Run 9/26/2023 2:34 PM View: Appendix I - Intrawell
Plant Scherer Client: Southern Company Data: Scherer Cell 1-CCR

	GWC-7	GWC-7
5/10/2010	0.007	
6/18/2010	0.011	
7/28/2010	0.0092	
9/9/2010	0.01	
4/30/2011	0.012	
10/29/2011	0.012	
5/4/2012	0.013	
11/10/2012	0.0097	
5/9/2013	0.013	
11/7/2013	0.013	
5/21/2014	0.0091 (J)	
11/12/2014	0.0097 (J)	
5/24/2015	0.018	
11/11/2015	0.0086 (J)	
4/13/2016	0.00924 (JD)	
6/20/2016	0.0084 (J)	
8/15/2016	0.0083	
10/6/2016	0.0081	
12/1/2016	0.0083	
2/9/2017	0.0087	
4/7/2017	0.009	
6/22/2017	0.0092	
10/6/2017	0.0095	
3/22/2018	0.0086 (J+X)	
10/4/2018	0.0083	
3/27/2019	0.0088	
9/11/2019	0.013	
3/19/2020	0.011	
9/10/2020	0.0098	
4/1/2021	0.0091	
8/11/2021	0.0092	
2/15/2022	0.0088	
8/25/2022	0.0085	
2/27/2023		0.0092
8/8/2023		0.0094

Prediction Limit

Constituent: Chromium, Total (mg/L) Analysis Run 9/26/2023 2:34 PM View: Appendix I - Intrawell
Plant Scherer Client: Southern Company Data: Scherer Cell 1-CCR

	GWC-8A	GWC-8A
5/10/2010	<0.002	
6/19/2010	<0.002	
7/28/2010	0.0034 (J)	
9/8/2010	0.014	
4/30/2011	0.022	
10/27/2011	0.0064	
5/4/2012	0.0059	
11/11/2012	0.011	
5/10/2013	0.038 (O)	
11/7/2013	0.012	
5/21/2014	0.0048 (J)	
11/13/2014	0.023	
5/23/2015	0.015	
11/11/2015	0.016	
4/19/2016	0.0086 (J)	
10/10/2016	0.0052	
12/1/2016	0.0062	
2/9/2017	0.0091	
4/7/2017	<0.002	
6/21/2017	<0.002	
8/15/2017	<0.002	
9/1/2017	<0.002	
10/9/2017	<0.002	
3/22/2018	0.0079 (J+X)	
10/4/2018	<0.002	
3/27/2019	<0.002	
9/11/2019	0.0052	
3/18/2020	<0.002	
9/9/2020	<0.002	
4/5/2021	<0.002	
8/12/2021	<0.002	
2/15/2022	<0.002	
8/25/2022	<0.002	
2/27/2023		<0.002
8/8/2023		0.0013 (J)

Prediction Limit

Constituent: Chromium, Total (mg/L) Analysis Run 9/26/2023 2:34 PM View: Appendix I - Intrawell
Plant Scherer Client: Southern Company Data: Scherer Cell 1-CCR

	GWC-9	GWC-9
5/10/2010	0.0097	
6/16/2010	0.0074	
7/27/2010	0.0068	
9/8/2010	0.007	
4/29/2011	0.0062	
10/27/2011	0.0084	
5/3/2012	0.0099	
11/11/2012	0.0073	
5/9/2013	0.0085	
11/6/2013	0.013	
5/21/2014	0.0097 (J)	
11/12/2014	0.0072 (J)	
5/23/2015	0.0095 (J)	
11/12/2015	0.0046 (J)	
4/13/2016	0.00627 (JD)	
6/22/2016	0.0079 (J)	
8/15/2016	0.0075	
10/6/2016	0.0071	
12/1/2016	0.007	
2/8/2017	0.0047	
4/6/2017	0.006	
6/21/2017	0.0071	
10/5/2017	0.008	
3/21/2018	<0.0046 (X)	
10/2/2018	0.0081	
3/27/2019	0.0064	
9/11/2019	0.012	
3/18/2020	0.0066	
9/9/2020	0.0081	
4/1/2021	0.0018 (J)	
8/12/2021	0.0077	
2/15/2022	0.0079	
8/25/2022	0.0092	
2/27/2023		0.0094
8/8/2023		0.0085

Prediction Limit

Constituent: Cobalt, Total (mg/L) Analysis Run 9/26/2023 2:34 PM View: Appendix I - IntraWell
Plant Scherer Client: Southern Company Data: Scherer Cell 1-CCR

	GWA-15	GWA-15
5/9/2010	<0.0025	
6/18/2010	<0.0025	
7/28/2010	<0.0025	
9/9/2010	<0.0025	
4/30/2011	<0.0025	
10/28/2011	<0.0025	
5/2/2012	<0.0025	
11/9/2012	<0.0025	
5/8/2013	<0.0025	
11/5/2013	<0.0025	
5/20/2014	<0.0025	
11/12/2014	<0.0025	
5/22/2015	<0.0025	
11/11/2015	<0.0025	
4/6/2016	0.00261 (O)	
6/15/2016	0.00092 (J)	
8/10/2016	0.00076 (J)	
10/4/2016	0.00081 (J)	
11/30/2016	0.00061 (J)	
2/7/2017	<0.0025	
4/4/2017	0.00084 (J)	
6/20/2017	0.0012 (J)	
10/4/2017	0.00087 (J)	
3/20/2018	0.0018 (JD)	
10/2/2018	0.0011 (J)	
3/26/2019	0.0019 (J)	
9/10/2019	0.0012 (J)	
3/18/2020	0.0017 (J)	
9/9/2020	0.0016 (J)	
4/1/2021	0.0024 (J)	
8/11/2021	0.0011 (J)	
2/15/2022	0.0029	
8/25/2022	0.0014 (J)	
2/28/2023		0.0026
8/3/2023		0.0017 (J)

Prediction Limit

Constituent: Cobalt, Total (mg/L) Analysis Run 9/26/2023 2:34 PM View: Appendix I - IntraWell
Plant Scherer Client: Southern Company Data: Scherer Cell 1-CCR

	GWA-16	GWA-16
5/9/2010	<0.0025	
6/16/2010	<0.0025	
7/27/2010	<0.0025	
9/7/2010	<0.0025	
4/29/2011	0.003 (O)	
10/28/2011	<0.0025	
5/2/2012	<0.0025	
11/9/2012	<0.0025	
5/8/2013	<0.0025	
11/6/2013	<0.0025	
5/20/2014	<0.0025	
11/8/2014	<0.0025	
5/22/2015	<0.0025	
11/9/2015	<0.0025	
4/6/2016	<0.0025	
6/15/2016	2.2E-05 (J)	
8/10/2016	<0.0025	
10/4/2016	<0.0025	
11/29/2016	<0.0025	
2/7/2017	<0.0025	
4/4/2017	<0.0025	
6/20/2017	<0.0025	
10/5/2017	<0.0025	
3/20/2018	<0.0025	
10/2/2018	<0.0025	
3/26/2019	<0.0025	
9/10/2019	0.00031 (J)	
3/18/2020	0.00034 (J)	
9/9/2020	<0.0025	
4/1/2021	0.00014 (J)	
8/11/2021	<0.0025	
2/15/2022	<0.0025	
8/25/2022	<0.0025	
2/28/2023		<0.0025
8/3/2023		<0.0025

Prediction Limit

Constituent: Cobalt, Total (mg/L) Analysis Run 9/26/2023 2:34 PM View: Appendix I - IntraWell
Plant Scherer Client: Southern Company Data: Scherer Cell 1-CCR

	GWA-17	GWA-17
5/8/2010	<0.0025	
6/16/2010	<0.0025	
7/26/2010	<0.0025	
9/7/2010	<0.0025	
4/29/2011	<0.0025	
10/28/2011	<0.0025	
5/2/2012	<0.0025	
11/9/2012	<0.0025	
5/8/2013	<0.0025	
11/6/2013	<0.0025	
5/20/2014	<0.0025	
11/8/2014	<0.0025	
5/22/2015	<0.0025	
11/9/2015	<0.0025	
4/6/2016	<0.0025	
6/15/2016	8.4E-05 (J)	
8/10/2016	<0.0025	
10/5/2016	<0.0025	
11/29/2016	<0.0025	
2/7/2017	<0.0025	
4/4/2017	<0.0025	
6/20/2017	<0.0025	
10/5/2017	<0.0025	
3/20/2018	<0.0025	
10/2/2018	<0.0025	
3/26/2019	<0.0025	
9/10/2019	0.00052 (J)	
3/18/2020	<0.0025	
9/9/2020	0.00019 (J)	
4/1/2021	<0.0025	
8/11/2021	<0.0025	
2/15/2022	<0.0025	
8/24/2022	<0.0025	
2/28/2023		<0.0025
8/3/2023		<0.0025

Prediction Limit

Constituent: Cobalt, Total (mg/L) Analysis Run 9/26/2023 2:34 PM View: Appendix I - IntraWell
Plant Scherer Client: Southern Company Data: Scherer Cell 1-CCR

	GWC-1	GWC-1
5/11/2010	<0.0025	
6/17/2010	<0.0025	
7/27/2010	<0.0025	
9/9/2010	<0.0025	
4/28/2011	<0.0025	
10/29/2011	<0.0025	
5/3/2012	<0.0025	
11/9/2012	<0.0025	
5/9/2013	<0.0025	
11/5/2013	<0.0025	
5/23/2014	<0.0025	
11/13/2014	<0.0025	
5/23/2015	<0.0025	
11/11/2015	<0.0025	
4/12/2016	<0.0025	
6/16/2016	<0.0025	
8/11/2016	<0.0025	
10/4/2016	<0.0025	
11/30/2016	<0.0025	
2/7/2017	<0.0025	
4/5/2017	<0.0025	
6/20/2017	<0.0025	
10/4/2017	<0.0025	
3/20/2018	<0.0025	
10/2/2018	<0.0025	
3/26/2019	<0.0025	
9/10/2019	<0.0025	
3/18/2020	0.00017 (J)	
9/9/2020	<0.0025	
4/1/2021	<0.0025	
8/18/2021	0.00025 (J)	
2/15/2022	<0.0025	
8/24/2022	<0.0025	
2/27/2023		<0.0025
8/9/2023		<0.0025

Prediction Limit

Constituent: Cobalt, Total (mg/L) Analysis Run 9/26/2023 2:34 PM View: Appendix I - IntraWell
Plant Scherer Client: Southern Company Data: Scherer Cell 1-CCR

	GWC-11	GWC-11
5/10/2010	<0.0025	
6/16/2010	<0.0025	
7/27/2010	<0.0025	
9/8/2010	<0.0025	
4/29/2011	<0.0025	
10/27/2011	<0.0025	
5/4/2012	<0.0025	
11/10/2012	<0.0025	
5/9/2013	<0.0025	
11/6/2013	<0.0025	
5/20/2014	<0.0025	
11/12/2014	<0.0025	
5/24/2015	<0.0025	
11/12/2015	<0.0025	
4/13/2016	<0.0025 (D)	
6/21/2016	<0.0025	
8/15/2016	<0.0025	
10/5/2016	<0.0025	
12/1/2016	<0.0025	
2/8/2017	<0.0025	
4/6/2017	<0.0025	
6/20/2017	<0.0025	
10/5/2017	<0.0025	
3/21/2018	<0.0025	
10/2/2018	<0.0025	
3/27/2019	<0.0025	
9/11/2019	<0.0025	
3/18/2020	<0.0025	
9/10/2020	0.00033 (J)	
4/1/2021	<0.0025	
8/11/2021	<0.0025	
2/16/2022	<0.0025	
8/25/2022	<0.0025	
2/27/2023		<0.0025
8/9/2023		<0.0025

Prediction Limit

Constituent: Cobalt, Total (mg/L) Analysis Run 9/26/2023 2:34 PM View: Appendix I - IntraWell
Plant Scherer Client: Southern Company Data: Scherer Cell 1-CCR

	GWC-12	GWC-12
5/9/2010	<0.0025	
6/18/2010	<0.0025	
7/27/2010	<0.0025	
9/8/2010	<0.0025	
4/29/2011	<0.0025	
10/28/2011	<0.0025	
5/3/2012	<0.0025	
11/10/2012	<0.0025	
5/9/2013	<0.0025	
11/6/2013	<0.0025	
5/20/2014	<0.0025	
11/12/2014	<0.0025	
5/23/2015	<0.0025	
11/12/2015	<0.0025	
4/13/2016	<0.0025 (D)	
6/21/2016	0.0004 (J)	
8/15/2016	0.00042 (J)	
10/5/2016	0.00049 (J)	
12/1/2016	<0.0025	
2/8/2017	<0.0025	
4/5/2017	<0.0025	
6/20/2017	0.0004 (J)	
10/5/2017	0.00041 (J)	
3/21/2018	<0.0025	
10/2/2018	<0.0025	
3/26/2019	<0.0025	
9/11/2019	0.00042 (J)	
3/18/2020	0.00013 (J)	
9/10/2020	0.00057 (J)	
4/1/2021	0.00028 (J)	
8/11/2021	0.00033 (J)	
2/16/2022	0.00033 (J)	
8/26/2022	0.00033 (J)	
2/27/2023		<0.0025
8/9/2023		0.00035 (J)

Prediction Limit

Constituent: Cobalt, Total (mg/L) Analysis Run 9/26/2023 2:34 PM View: Appendix I - Intrawell
Plant Scherer Client: Southern Company Data: Scherer Cell 1-CCR

	GWC-18	GWC-18
5/10/2010	<0.0025	
6/16/2010	<0.0025	
7/26/2010	<0.0025	
9/7/2010	<0.0025	
4/29/2011	<0.0025	
10/28/2011	<0.0025	
5/2/2012	<0.0025	
11/9/2012	<0.0025	
5/8/2013	<0.0025	
11/6/2013	<0.0025	
5/23/2014	<0.0025	
11/8/2014	<0.0025	
5/22/2015	0.0032 (O)	
11/10/2015	<0.0025	
4/11/2016	<0.0025	
6/16/2016	<0.0025	
8/11/2016	<0.0025	
10/5/2016	<0.0025	
11/29/2016	<0.0025	
2/8/2017	<0.0025	
4/6/2017	<0.0025	
6/21/2017	<0.0025	
10/5/2017	<0.0025	
3/20/2018	<0.0025	
10/2/2018	<0.0025	
3/26/2019	<0.0025	
9/11/2019	0.00023 (J)	
3/18/2020	0.00018 (J)	
9/9/2020	0.00014 (J)	
4/1/2021	<0.0025	
8/11/2021	0.00021 (J)	
2/16/2022	<0.0025	
8/25/2022	<0.0025	
2/28/2023		<0.0025
8/9/2023		<0.0025

Prediction Limit

Constituent: Cobalt, Total (mg/L) Analysis Run 9/26/2023 2:34 PM View: Appendix I - IntraWell
Plant Scherer Client: Southern Company Data: Scherer Cell 1-CCR

	GWC-19	GWC-19
5/11/2010	<0.0025	
6/16/2010	<0.0025	
7/27/2010	<0.0025	
9/7/2010	<0.0025	
4/29/2011	<0.0025	
10/28/2011	<0.0025	
5/2/2012	<0.0025	
11/9/2012	<0.0025	
5/9/2013	<0.0025	
11/6/2013	<0.0025	
5/22/2014	<0.0025	
11/8/2014	<0.0025	
5/23/2015	<0.0025	
11/10/2015	<0.0025	
4/11/2016	<0.0025	
6/16/2016	<0.0025	
8/11/2016	<0.0025	
10/5/2016	<0.0025	
11/29/2016	<0.0025	
2/8/2017	<0.0025	
4/5/2017	<0.0025	
6/21/2017	<0.0025	
10/5/2017	<0.0025	
3/20/2018	<0.0025	
10/2/2018	<0.0025	
3/26/2019	<0.0025	
9/12/2019	0.00021 (J)	
3/19/2020	0.00014 (J)	
9/9/2020	<0.0025	
4/5/2021	<0.0025	
8/11/2021	<0.0025	
2/16/2022	<0.0025	
8/25/2022	<0.0025	
2/28/2023		<0.0025
8/8/2023		<0.0025

Prediction Limit

Constituent: Cobalt, Total (mg/L) Analysis Run 9/26/2023 2:34 PM View: Appendix I - IntraWell
Plant Scherer Client: Southern Company Data: Scherer Cell 1-CCR

	GWC-2	GWC-2
5/11/2010	<0.0025	
6/19/2010	<0.0025	
7/27/2010	<0.0025	
9/9/2010	<0.0025	
4/28/2011	<0.0025	
10/28/2011	<0.0025	
5/3/2012	<0.0025	
11/9/2012	<0.0025	
5/9/2013	<0.0025	
11/5/2013	<0.0025	
5/22/2014	<0.0025	
11/13/2014	<0.0025	
5/24/2015	<0.0025	
11/11/2015	<0.0025	
4/12/2016	<0.0025	
6/16/2016	<0.0025	
8/11/2016	<0.0025	
10/4/2016	<0.0025	
11/30/2016	<0.0025	
2/7/2017	<0.0025	
4/6/2017	<0.0025	
6/20/2017	<0.0025	
10/4/2017	<0.0025	
3/20/2018	<0.0025	
10/2/2018	<0.0025	
3/26/2019	<0.0025	
9/10/2019	0.00015 (J)	
3/18/2020	<0.0025	
9/9/2020	<0.0025	
4/1/2021	<0.0025	
8/12/2021	0.0002 (J)	
2/15/2022	<0.0025	
8/26/2022	<0.0025	
2/27/2023		<0.0025
8/9/2023		<0.0025

Prediction Limit

Constituent: Cobalt, Total (mg/L) Analysis Run 9/26/2023 2:34 PM View: Appendix I - Intrawell
Plant Scherer Client: Southern Company Data: Scherer Cell 1-CCR

	GWC-20	GWC-20
5/11/2010	<0.0025	
6/17/2010	<0.0025	
7/27/2010	<0.0025	
9/7/2010	<0.0025	
4/29/2011	<0.0025	
10/28/2011	<0.0025	
5/3/2012	<0.0025	
11/10/2012	<0.0025	
5/9/2013	<0.0025	
11/6/2013	<0.0025	
5/22/2014	<0.0025	
11/9/2014	<0.0025	
5/24/2015	<0.0025	
11/10/2015	<0.0025	
4/12/2016	<0.0025	
6/16/2016	0.00012 (J)	
8/11/2016	<0.0025	
10/5/2016	<0.0025	
11/30/2016	<0.0025	
2/8/2017	<0.0025	
4/6/2017	0.0005 (J)	
6/21/2017	<0.0025	
10/5/2017	<0.0025	
3/21/2018	<0.0025	
10/3/2018	<0.0025	
3/26/2019	<0.0025	
9/12/2019	0.00021 (J)	
3/19/2020	0.00026 (J)	
9/10/2020	0.00018 (J)	
4/5/2021	<0.0025	
8/11/2021	<0.0025	
2/16/2022	<0.0025	
8/25/2022	<0.0025	
2/28/2023		<0.0025
8/8/2023		<0.0025

Prediction Limit

Constituent: Cobalt, Total (mg/L) Analysis Run 9/26/2023 2:34 PM View: Appendix I - Intrawell
Plant Scherer Client: Southern Company Data: Scherer Cell 1-CCR

	GWC-3	GWC-3
5/11/2010	<0.0025	
6/17/2010	<0.0025	
7/28/2010	0.0034 (O)	
9/7/2010	<0.0025	
4/29/2011	0.0037 (O)	
10/28/2011	<0.0025	
5/3/2012	<0.0025	
11/9/2012	<0.0025	
5/10/2013	<0.0025	
11/6/2013	<0.0025	
5/22/2014	<0.0025	
11/9/2014	<0.0025	
5/22/2015	<0.0025	
11/10/2015	<0.0025	
4/12/2016	<0.0025 (D)	
6/20/2016	0.0001 (J)	
8/12/2016	0.00042 (J)	
10/5/2016	<0.0025	
11/30/2016	<0.0025	
2/8/2017	<0.0025	
4/6/2017	<0.0025	
6/21/2017	0.00042 (J)	
10/5/2017	<0.0025	
3/21/2018	<0.0025	
10/3/2018	<0.0025	
3/26/2019	<0.0025	
9/10/2019	0.00028 (J)	
3/18/2020	0.00014 (J)	
9/10/2020	0.00023 (J)	
4/6/2021	0.00031 (J)	
8/12/2021	0.00067 (J)	
2/15/2022	<0.0025	
8/25/2022	0.00046 (J)	
2/28/2023		<0.0025
8/9/2023		<0.0025

Prediction Limit

Constituent: Cobalt, Total (mg/L) Analysis Run 9/26/2023 2:34 PM View: Appendix I - Intrawell
Plant Scherer Client: Southern Company Data: Scherer Cell 1-CCR

	GWC-4	GWC-4
5/11/2010	<0.0025	
6/17/2010	<0.0025	
7/28/2010	<0.0025	
9/8/2010	<0.0025	
4/28/2011	<0.0025	
10/29/2011	<0.0025	
5/3/2012	<0.0025	
11/10/2012	<0.0025	
5/10/2013	<0.0025	
11/6/2013	<0.0025	
5/22/2014	<0.0025	
11/9/2014	<0.0025	
5/22/2015	<0.0025	
11/11/2015	<0.0025	
4/12/2016	<0.0025	
6/20/2016	0.00016 (J)	
8/12/2016	<0.0025	
10/6/2016	0.00068 (J)	
11/30/2016	<0.0025	
2/8/2017	<0.0025	
4/6/2017	<0.0025	
6/22/2017	<0.0025	
10/6/2017	<0.0025	
3/21/2018	<0.0025	
10/3/2018	<0.0025	
3/26/2019	0.00096 (J)	
9/10/2019	<0.0025	
3/19/2020	0.00021 (J)	
9/10/2020	0.00032 (J)	
4/2/2021	0.00026 (J)	
8/12/2021	<0.0025	
2/15/2022	<0.0025	
8/25/2022	<0.0025	
2/27/2023		<0.0025
8/8/2023		<0.0025

Prediction Limit

Constituent: Cobalt, Total (mg/L) Analysis Run 9/26/2023 2:34 PM View: Appendix I - IntraWell
Plant Scherer Client: Southern Company Data: Scherer Cell 1-CCR

	GWC-5	GWC-5
5/11/2010	<0.0025	
6/18/2010	<0.0025	
7/27/2010	<0.0025	
9/9/2010	<0.0025	
4/29/2011	<0.0025	
10/28/2011	<0.0025	
5/4/2012	<0.0025	
11/10/2012	<0.0025	
5/9/2013	<0.0025	
11/6/2013	<0.0025	
5/22/2014	<0.0025	
11/9/2014	<0.0025	
5/24/2015	<0.0025	
11/11/2015	<0.0025	
4/19/2016	<0.0025	
6/22/2016	<0.0025	
8/16/2016	<0.0025	
10/6/2016	<0.0025	
12/1/2016	<0.0025	
2/9/2017	<0.0025	
4/6/2017	<0.0025	
6/21/2017	<0.0025	
10/5/2017	<0.0025	
3/22/2018	<0.0025	
10/3/2018	<0.0025	
3/27/2019	<0.0025	
9/11/2019	9.9E-05 (J)	
3/18/2020	<0.0025	
9/9/2020	<0.0025	
4/1/2021	<0.0025	
8/12/2021	<0.0025	
2/15/2022	<0.0025	
8/25/2022	<0.0025	
2/28/2023		<0.0025
8/8/2023		<0.0025

Prediction Limit

Constituent: Cobalt, Total (mg/L) Analysis Run 9/26/2023 2:34 PM View: Appendix I - Intrawell
Plant Scherer Client: Southern Company Data: Scherer Cell 1-CCR

	GWC-6	GWC-6
5/11/2010	<0.0025	
6/18/2010	<0.0025	
7/27/2010	<0.0025	
9/9/2010	<0.0025	
4/30/2011	<0.0025	
10/29/2011	<0.0025	
5/4/2012	<0.0025	
11/10/2012	<0.0025	
5/9/2013	<0.0025	
11/7/2013	<0.0025	
5/21/2014	<0.0025	
11/9/2014	<0.0025	
5/24/2015	<0.0025	
11/11/2015	<0.0025	
4/12/2016	<0.0025	
6/20/2016	3E-05 (J)	
8/12/2016	<0.0025	
10/6/2016	<0.0025	
11/30/2016	<0.0025	
2/9/2017	<0.0025	
4/6/2017	<0.0025	
6/21/2017	<0.0025	
10/6/2017	<0.0025	
3/21/2018	<0.0025	
10/3/2018	<0.0025	
3/26/2019	<0.0025	
9/11/2019	8.7E-05 (J)	
3/18/2020	<0.0025	
9/10/2020	<0.0025	
4/5/2021	0.00015 (J)	
8/11/2021	<0.0025	
2/15/2022	<0.0025	
8/25/2022	<0.0025	
2/27/2023		<0.0025
8/8/2023		<0.0025

Prediction Limit

Constituent: Cobalt, Total (mg/L) Analysis Run 9/26/2023 2:34 PM View: Appendix I - IntraWell
Plant Scherer Client: Southern Company Data: Scherer Cell 1-CCR

	GWC-7	GWC-7
5/10/2010	<0.0025	
6/18/2010	<0.0025	
7/28/2010	<0.0025	
9/9/2010	<0.0025	
4/30/2011	<0.0025	
10/29/2011	<0.0025	
5/4/2012	<0.0025	
11/10/2012	<0.0025	
5/9/2013	<0.0025	
11/7/2013	<0.0025	
5/21/2014	<0.0025	
11/12/2014	<0.0025	
5/24/2015	<0.0025	
11/11/2015	<0.0025	
4/13/2016	<0.0025 (D)	
6/20/2016	8.6E-05 (J)	
8/15/2016	<0.0025	
10/6/2016	<0.0025	
12/1/2016	<0.0025	
2/9/2017	<0.0025	
4/7/2017	<0.0025	
6/22/2017	<0.0025	
10/6/2017	<0.0025	
3/22/2018	<0.0025	
10/4/2018	<0.0025	
3/27/2019	<0.0025	
9/11/2019	0.00016 (J)	
3/19/2020	0.00013 (J)	
9/10/2020	0.00038 (J)	
4/1/2021	0.00015 (J)	
8/11/2021	<0.0025	
2/15/2022	<0.0025	
8/25/2022	<0.0025	
2/27/2023		<0.0025
8/8/2023		<0.0025

Prediction Limit

Constituent: Cobalt, Total (mg/L) Analysis Run 9/26/2023 2:34 PM View: Appendix I - IntraWell
Plant Scherer Client: Southern Company Data: Scherer Cell 1-CCR

	GWC-8A	GWC-8A
5/10/2010	<0.0025	
6/19/2010	<0.0025	
7/28/2010	<0.0025	
9/8/2010	<0.0025	
4/30/2011	0.0063 (O)	
10/27/2011	<0.0025	
5/4/2012	<0.0025	
11/11/2012	<0.0025	
5/10/2013	0.0068 (O)	
11/7/2013	<0.0025	
5/21/2014	<0.0025	
11/13/2014	0.0046	
5/23/2015	<0.0025	
11/11/2015	<0.0025	
4/19/2016	<0.0025	
10/10/2016	<0.0025	
12/1/2016	0.00068 (J)	
2/9/2017	0.0009 (J)	
4/7/2017	0.0011 (J)	
6/21/2017	0.00064 (J)	
8/15/2017	0.001 (J)	
9/1/2017	0.00089 (J)	
10/9/2017	0.00085 (J)	
3/22/2018	<0.0004 (o)	
10/4/2018	0.00048 (J)	
3/27/2019	0.0012 (J)	
9/11/2019	0.00085 (J)	
3/18/2020	0.0027	
9/9/2020	0.0043	
4/5/2021	0.0026	
8/12/2021	0.0019 (J)	
2/15/2022	0.0037	
8/25/2022	0.0021 (J)	
2/27/2023		0.004
8/8/2023		0.0044

Prediction Limit

Constituent: Cobalt, Total (mg/L) Analysis Run 9/26/2023 2:34 PM View: Appendix I - IntraWell
Plant Scherer Client: Southern Company Data: Scherer Cell 1-CCR

	GWC-9	GWC-9
5/10/2010	<0.0025	
6/16/2010	<0.0025	
7/27/2010	<0.0025	
9/8/2010	<0.0025	
4/29/2011	<0.0025	
10/27/2011	<0.0025	
5/3/2012	<0.0025	
11/11/2012	<0.0025	
5/9/2013	<0.0025	
11/6/2013	<0.0025	
5/21/2014	<0.0025	
11/12/2014	<0.0025	
5/23/2015	<0.0025	
11/12/2015	<0.0025	
4/13/2016	<0.0025 (D)	
6/22/2016	<0.0025	
8/15/2016	<0.0025	
10/6/2016	<0.0025	
12/1/2016	<0.0025	
2/8/2017	<0.0025	
4/6/2017	<0.0025	
6/21/2017	<0.0025	
10/5/2017	<0.0025	
3/21/2018	<0.0025	
10/2/2018	<0.0025	
3/27/2019	<0.0025	
9/11/2019	0.00016 (J)	
3/18/2020	<0.0025	
9/9/2020	0.00023 (J)	
4/1/2021	0.00015 (J)	
8/12/2021	0.00013 (J)	
2/15/2022	<0.0025	
8/25/2022	0.00053 (J)	
2/27/2023		<0.0025
8/8/2023		<0.0025

Prediction Limit

Constituent: Copper (mg/L) Analysis Run 9/26/2023 2:34 PM View: Appendix I - Intrawell
Plant Scherer Client: Southern Company Data: Scherer Cell 1-CCR

	GWA-16	GWA-16
5/9/2010	<0.002	
6/16/2010	<0.002	
7/27/2010	<0.002	
9/7/2010	<0.002	
4/29/2011	<0.002	
10/28/2011	<0.002	
5/2/2012	<0.002	
11/9/2012	<0.002	
5/8/2013	<0.002	
11/6/2013	<0.002	
5/20/2014	<0.002	
11/8/2014	<0.002	
5/22/2015	<0.002	
11/9/2015	<0.002	
4/6/2016	<0.002	
10/4/2016	<0.002	
4/4/2017	<0.002	
10/5/2017	<0.002	
3/20/2018	<0.002	
10/2/2018	<0.002	
3/26/2019	<0.002	
9/10/2019	0.00095 (J)	
3/18/2020	<0.002	
9/9/2020	<0.002	
4/1/2021	0.00074 (J)	
8/11/2021	<0.002	
2/15/2022	<0.002	
8/25/2022	<0.002	
2/28/2023		<0.002
8/3/2023		<0.002

Prediction Limit

Constituent: Copper (mg/L) Analysis Run 9/26/2023 2:34 PM View: Appendix I - Intrawell
Plant Scherer Client: Southern Company Data: Scherer Cell 1-CCR

	GWA-17	GWA-17
5/8/2010	<0.002	
6/16/2010	<0.002	
7/26/2010	<0.002	
9/7/2010	<0.002	
4/29/2011	<0.002	
10/28/2011	<0.002	
5/2/2012	<0.002	
11/9/2012	<0.002	
5/8/2013	<0.002	
11/6/2013	<0.002	
5/20/2014	<0.002	
11/8/2014	<0.002	
5/22/2015	<0.002	
11/9/2015	<0.002	
4/6/2016	<0.002	
10/5/2016	<0.002	
4/4/2017	<0.002	
10/5/2017	<0.002	
3/20/2018	<0.002	
10/2/2018	<0.002	
3/26/2019	<0.002	
9/10/2019	0.0012 (J)	
3/18/2020	<0.002	
9/9/2020	<0.002	
4/1/2021	<0.002	
8/11/2021	<0.002	
2/15/2022	<0.002	
8/24/2022	<0.002	
2/28/2023		<0.002
8/3/2023		<0.002

Prediction Limit

Constituent: Copper (mg/L) Analysis Run 9/26/2023 2:34 PM View: Appendix I - Intrawell
Plant Scherer Client: Southern Company Data: Scherer Cell 1-CCR

	GWC-1	GWC-1
5/11/2010	<0.002	
6/17/2010	<0.002	
7/27/2010	<0.002	
9/9/2010	<0.002	
4/28/2011	<0.002	
10/29/2011	<0.002	
5/3/2012	<0.002	
11/9/2012	<0.002	
5/9/2013	<0.002	
11/5/2013	<0.002	
5/23/2014	<0.002	
11/13/2014	<0.002	
5/23/2015	<0.002	
11/11/2015	<0.002	
4/12/2016	<0.002	
10/4/2016	<0.002	
4/5/2017	<0.002	
10/4/2017	<0.002	
3/20/2018	<0.002	
10/2/2018	<0.002	
3/26/2019	<0.002	
9/10/2019	<0.002	
3/18/2020	<0.002	
9/9/2020	<0.002	
4/1/2021	<0.002	
8/18/2021	0.0011 (J)	
2/15/2022	0.0013 (J)	
8/24/2022	<0.002	
2/27/2023		<0.002
8/9/2023		<0.002

Prediction Limit

Constituent: Copper (mg/L) Analysis Run 9/26/2023 2:34 PM View: Appendix I - Intrawell
Plant Scherer Client: Southern Company Data: Scherer Cell 1-CCR

	GWC-11	GWC-11
5/10/2010	<0.002	
6/16/2010	<0.002	
7/27/2010	<0.002	
9/8/2010	<0.002	
4/29/2011	<0.002	
10/27/2011	<0.002	
5/4/2012	<0.002	
11/10/2012	<0.002	
5/9/2013	<0.002	
11/6/2013	<0.002	
5/20/2014	<0.002	
11/12/2014	<0.002	
5/24/2015	<0.002	
11/12/2015	<0.002	
4/13/2016	<0.002 (D)	
10/5/2016	<0.002	
4/6/2017	<0.002	
10/5/2017	0.0021 (J)	
3/21/2018	<0.002	
10/2/2018	<0.002	
3/27/2019	<0.002	
9/11/2019	<0.002	
3/18/2020	<0.002	
9/10/2020	0.0007 (J)	
4/1/2021	<0.002	
8/11/2021	<0.002	
2/16/2022	<0.002	
8/25/2022	<0.002	
2/27/2023		<0.002
8/9/2023		<0.002

Prediction Limit

Constituent: Copper (mg/L) Analysis Run 9/26/2023 2:34 PM View: Appendix I - Intrawell
Plant Scherer Client: Southern Company Data: Scherer Cell 1-CCR

	GWC-13	GWC-13
5/9/2010	<0.002	
6/18/2010	<0.002	
7/29/2010	<0.002	
9/9/2010	<0.002	
4/26/2011	<0.002	
10/28/2011	<0.002	
5/4/2012	0.0024 (J)	
11/11/2012	<0.002	
5/8/2013	<0.002	
11/7/2013	<0.002	
5/20/2014	<0.002	
11/12/2014	<0.002	
5/24/2015	<0.002	
11/12/2015	<0.002	
4/13/2016	<0.002 (D)	
10/7/2016	<0.002	
4/6/2017	<0.002	
10/6/2017	<0.002	
3/22/2018	<0.002	
10/3/2018	<0.002	
3/26/2019	<0.002	
9/11/2019	<0.002	
3/18/2020	<0.002	
9/10/2020	<0.002	
4/6/2021	<0.002	
8/11/2021	<0.002	
2/16/2022	<0.002	
8/26/2022	<0.002	
2/27/2023		<0.002
8/9/2023		<0.002

Prediction Limit

Constituent: Copper (mg/L) Analysis Run 9/26/2023 2:34 PM View: Appendix I - Intrawell
Plant Scherer Client: Southern Company Data: Scherer Cell 1-CCR

	GWC-14	GWC-14
5/9/2010	<0.002	
6/18/2010	<0.002	
7/28/2010	<0.002	
9/9/2010	<0.002	
4/30/2011	<0.002	
10/28/2011	<0.002	
5/3/2012	0.0021 (J)	
11/10/2012	<0.002	
5/8/2013	<0.002	
11/5/2013	<0.002	
5/20/2014	<0.002	
11/12/2014	<0.002	
5/24/2015	<0.002	
11/11/2015	<0.002	
4/13/2016	<0.002 (D)	
10/4/2016	<0.002	
4/6/2017	<0.002	
10/5/2017	<0.002	
3/20/2018	<0.002	
10/2/2018	<0.002	
3/26/2019	<0.002	
9/11/2019	<0.002	
3/18/2020	<0.002	
9/9/2020	<0.002	
4/1/2021	<0.002	
8/11/2021	<0.002	
2/16/2022	<0.002	
8/26/2022	<0.002	
2/27/2023		<0.002
8/9/2023		<0.002

Prediction Limit

Constituent: Copper (mg/L) Analysis Run 9/26/2023 2:34 PM View: Appendix I - Intrawell
Plant Scherer Client: Southern Company Data: Scherer Cell 1-CCR

	GWC-18	GWC-18
5/10/2010	<0.002	
6/16/2010	0.0025 (J)	
7/26/2010	0.0023 (J)	
9/7/2010	<0.002	
4/29/2011	<0.002	
10/28/2011	<0.002	
5/2/2012	<0.002	
11/9/2012	<0.002	
5/8/2013	<0.002	
11/6/2013	<0.002	
5/23/2014	<0.002	
11/8/2014	<0.002	
5/22/2015	<0.002	
11/10/2015	<0.002	
4/11/2016	<0.002	
10/5/2016	<0.002	
4/6/2017	<0.002	
10/5/2017	<0.002	
3/20/2018	<0.002	
10/2/2018	<0.002	
3/26/2019	<0.002	
9/11/2019	0.00084 (J)	
3/18/2020	<0.002	
9/9/2020	0.00084 (J)	
4/1/2021	<0.002	
8/11/2021	<0.002	
2/16/2022	<0.002	
8/25/2022	<0.002	
2/28/2023		0.0011 (J)
8/9/2023		<0.002

Prediction Limit

Constituent: Copper (mg/L) Analysis Run 9/26/2023 2:34 PM View: Appendix I - Intrawell
Plant Scherer Client: Southern Company Data: Scherer Cell 1-CCR

	GWC-2	GWC-2
5/11/2010	<0.002	
6/19/2010	<0.002	
7/27/2010	<0.002	
9/9/2010	<0.002	
4/28/2011	<0.002	
10/28/2011	<0.002	
5/3/2012	<0.002	
11/9/2012	<0.002	
5/9/2013	<0.002	
11/5/2013	<0.002	
5/22/2014	<0.002	
11/13/2014	<0.002	
5/24/2015	<0.002	
11/11/2015	<0.002	
4/12/2016	<0.002	
10/4/2016	<0.002	
4/6/2017	<0.002	
10/4/2017	<0.002	
3/20/2018	<0.002	
10/2/2018	<0.002	
3/26/2019	<0.002	
9/10/2019	<0.002	
3/18/2020	<0.002	
9/9/2020	<0.002	
4/1/2021	0.00069 (J)	
8/12/2021	0.00078 (J)	
2/15/2022	0.0013 (J)	
8/26/2022	<0.002	
2/27/2023		<0.002
8/9/2023		<0.002

Prediction Limit

Constituent: Copper (mg/L) Analysis Run 9/26/2023 2:34 PM View: Appendix I - Intrawell
Plant Scherer Client: Southern Company Data: Scherer Cell 1-CCR

	GWC-20	GWC-20
5/11/2010	<0.002	
6/17/2010	<0.002	
7/27/2010	0.0021 (J)	
9/7/2010	<0.002	
4/29/2011	<0.002	
10/28/2011	<0.002	
5/3/2012	<0.002	
11/10/2012	<0.002	
5/9/2013	<0.002	
11/6/2013	<0.002	
5/22/2014	<0.002	
11/9/2014	<0.002	
5/24/2015	<0.002	
11/10/2015	<0.002	
4/12/2016	<0.002	
10/5/2016	<0.002	
4/6/2017	<0.002	
10/5/2017	<0.002	
3/21/2018	<0.002	
10/3/2018	<0.002	
3/26/2019	<0.002	
3/19/2020	<0.002	
9/10/2020	<0.002	
4/5/2021	<0.002	
8/11/2021	<0.002	
2/16/2022	<0.002	
8/25/2022	<0.002	
2/28/2023		<0.002
8/8/2023		<0.002

Prediction Limit

Constituent: Copper (mg/L) Analysis Run 9/26/2023 2:34 PM View: Appendix I - Intrawell
Plant Scherer Client: Southern Company Data: Scherer Cell 1-CCR

	GWC-3	GWC-3
5/11/2010	0.003 (J)	
6/17/2010	<0.002	
7/28/2010	0.012 (O)	
9/7/2010	0.0026 (J)	
4/29/2011	<0.002	
10/28/2011	<0.002	
5/3/2012	<0.002	
11/9/2012	<0.002	
5/10/2013	0.0042 (J)	
11/6/2013	<0.002	
5/22/2014	<0.002	
11/9/2014	<0.002	
5/22/2015	<0.002	
11/10/2015	<0.002	
4/12/2016	<0.002 (D)	
10/5/2016	<0.002	
4/6/2017	<0.002	
10/5/2017	<0.002	
3/21/2018	<0.002	
10/3/2018	<0.002	
3/26/2019	<0.002	
9/10/2019	0.0011 (J)	
3/18/2020	<0.002	
9/10/2020	0.00072 (J)	
4/6/2021	0.00088 (J)	
8/12/2021	0.0019 (J)	
2/15/2022	0.0013 (J)	
8/25/2022	0.0013 (J)	
2/28/2023		<0.002
8/9/2023		<0.002

Prediction Limit

Constituent: Copper (mg/L) Analysis Run 9/26/2023 2:34 PM View: Appendix I - Intrawell
Plant Scherer Client: Southern Company Data: Scherer Cell 1-CCR

	GWC-4	GWC-4
5/11/2010	<0.002	
6/17/2010	0.0022 (J)	
7/28/2010	0.0033 (J)	
9/8/2010	<0.002	
4/28/2011	0.0037 (J)	
10/29/2011	<0.002	
5/3/2012	0.0031 (J)	
11/10/2012	0.0021 (J)	
5/10/2013	0.0025 (J)	
11/6/2013	0.0032 (J)	
5/22/2014	<0.002	
11/9/2014	<0.002	
5/22/2015	<0.002	
11/11/2015	0.002 (J)	
4/12/2016	<0.002	
10/6/2016	0.0022 (J)	
4/6/2017	<0.002	
10/6/2017	<0.002	
3/21/2018	<0.002	
10/3/2018	<0.002	
3/26/2019	0.0039	
9/10/2019	0.0017 (J)	
3/19/2020	<0.002	
9/10/2020	0.0011 (J)	
4/2/2021	0.0012 (J)	
8/12/2021	<0.002	
2/15/2022	0.0011 (J)	
8/25/2022	<0.002	
2/27/2023		<0.002
8/8/2023		<0.002

Prediction Limit

Constituent: Copper (mg/L) Analysis Run 9/26/2023 2:34 PM View: Appendix I - Intrawell
Plant Scherer Client: Southern Company Data: Scherer Cell 1-CCR

	GWC-6	GWC-6
5/11/2010	<0.002	
6/18/2010	0.0026 (J)	
7/27/2010	0.0029 (J)	
9/9/2010	<0.002	
4/30/2011	<0.002	
10/29/2011	<0.002	
5/4/2012	0.0037 (J)	
11/10/2012	<0.002	
5/9/2013	<0.002	
11/7/2013	<0.002	
5/21/2014	<0.002	
11/9/2014	<0.002	
5/24/2015	<0.002	
11/11/2015	<0.002	
4/12/2016	<0.002	
10/6/2016	<0.002	
4/6/2017	<0.002	
10/6/2017	<0.002	
3/21/2018	<0.002	
10/3/2018	<0.002	
3/26/2019	<0.002	
9/11/2019	0.00066 (J)	
3/18/2020	<0.002	
9/10/2020	<0.002	
4/5/2021	<0.002	
8/11/2021	<0.002	
2/15/2022	<0.002	
8/25/2022	<0.002	
2/27/2023		<0.002
8/8/2023		<0.002

Prediction Limit

Constituent: Copper (mg/L) Analysis Run 9/26/2023 2:34 PM View: Appendix I - Intrawell
Plant Scherer Client: Southern Company Data: Scherer Cell 1-CCR

	GWC-7	GWC-7
5/10/2010	<0.002	
6/18/2010	0.008 (O)	
7/28/2010	0.0021 (J)	
9/9/2010	<0.002	
4/30/2011	<0.002	
10/29/2011	<0.002	
5/4/2012	<0.002	
11/10/2012	<0.002	
5/9/2013	<0.002	
11/7/2013	0.0022 (J)	
5/21/2014	<0.002	
11/12/2014	<0.002	
5/24/2015	0.0022 (J)	
11/11/2015	<0.002	
4/13/2016	<0.002 (D)	
10/6/2016	<0.002	
4/7/2017	<0.002	
10/6/2017	0.0026	
3/22/2018	<0.002	
10/4/2018	<0.002	
3/27/2019	<0.002	
9/11/2019	0.00086 (J)	
3/19/2020	<0.002	
9/10/2020	0.0024	
4/1/2021	0.00094 (J)	
8/11/2021	<0.002	
2/15/2022	<0.002	
8/25/2022	<0.002	
2/27/2023		<0.002
8/8/2023		<0.002

Prediction Limit

Constituent: Copper (mg/L) Analysis Run 9/26/2023 2:34 PM View: Appendix I - Intrawell
Plant Scherer Client: Southern Company Data: Scherer Cell 1-CCR

	GWC-8A	GWC-8A
5/10/2010	0.0036 (J)	
6/19/2010	0.004 (J)	
7/28/2010	0.013	
9/8/2010	0.068	
4/30/2011	0.098	
10/27/2011	0.02	
5/4/2012	0.024	
11/11/2012	0.032	
5/10/2013	0.18 (o)	
11/7/2013	0.021	
5/21/2014	0.0089 (J)	
11/13/2014	0.1	
5/23/2015	0.048	
11/11/2015	0.059	
4/19/2016	0.0131 (J)	
10/10/2016	0.0046	
4/7/2017	<0.002	
10/9/2017	<0.002	
3/22/2018	<0.002	
10/4/2018	<0.002	
3/27/2019	<0.002	
9/11/2019	<0.002	
3/18/2020	<0.002	
9/9/2020	<0.002	
4/5/2021	<0.002	
8/12/2021	<0.002	
2/15/2022	<0.002	
8/25/2022	<0.002	
2/27/2023		<0.002
8/8/2023		<0.002

Prediction Limit

Constituent: Copper (mg/L) Analysis Run 9/26/2023 2:34 PM View: Appendix I - Intrawell
Plant Scherer Client: Southern Company Data: Scherer Cell 1-CCR

	GWC-9	GWC-9
5/10/2010	<0.002	
6/16/2010	<0.002	
7/27/2010	<0.002	
9/8/2010	<0.002	
4/29/2011	<0.002	
10/27/2011	<0.002	
5/3/2012	0.0023	
11/11/2012	<0.002	
5/9/2013	<0.002	
11/6/2013	<0.002	
5/21/2014	<0.002	
11/12/2014	<0.002	
5/23/2015	<0.002	
11/12/2015	<0.002	
4/13/2016	<0.002 (D)	
10/6/2016	<0.002	
4/6/2017	<0.002	
10/5/2017	<0.002	
3/21/2018	0.0038	
10/2/2018	<0.002	
3/27/2019	<0.002	
9/11/2019	<0.002	
3/18/2020	<0.002	
9/9/2020	<0.002	
4/1/2021	<0.002	
8/12/2021	<0.002	
2/15/2022	<0.002	
8/25/2022	0.0017 (J)	
2/27/2023		0.0013 (J)
8/8/2023		<0.002

Prediction Limit

Constituent: Lead, Total (mg/L) Analysis Run 9/26/2023 2:34 PM View: Appendix I - Intrawell
Plant Scherer Client: Southern Company Data: Scherer Cell 1-CCR

	GWA-16	GWA-16
5/9/2010	0.0021 (J)	
6/16/2010	0.0028 (J)	
7/27/2010	<0.001	
9/7/2010	<0.001	
4/29/2011	0.0032 (J)	
10/28/2011	0.0025 (J)	
5/2/2012	<0.001	
11/9/2012	0.0024 (J)	
5/8/2013	0.0051	
11/6/2013	0.0033 (J)	
5/20/2014	<0.001	
11/8/2014	<0.001	
5/22/2015	0.0036 (J)	
11/9/2015	0.0039 (J)	
4/6/2016	<0.001	
6/15/2016	<0.001	
8/10/2016	<0.001	
10/4/2016	<0.001	
11/29/2016	<0.001	
2/7/2017	<0.001	
4/4/2017	<0.001	
6/20/2017	<0.001	
10/5/2017	<0.001	
3/20/2018	<0.001	
10/2/2018	<0.001	
3/26/2019	<0.001	
9/10/2019	0.00016 (J)	
3/18/2020	<0.001	
9/9/2020	<0.001	
4/1/2021	<0.001	
8/11/2021	<0.001	
2/15/2022	<0.001	
8/25/2022	<0.001	
2/28/2023		<0.001
8/3/2023		<0.001

Prediction Limit

Constituent: Lead, Total (mg/L) Analysis Run 9/26/2023 2:34 PM View: Appendix I - Intrawell
Plant Scherer Client: Southern Company Data: Scherer Cell 1-CCR

	GWA-17	GWA-17
5/8/2010	<0.001	
6/16/2010	0.0021 (J)	
7/26/2010	<0.001	
9/7/2010	<0.001	
4/29/2011	0.0024 (J)	
10/28/2011	0.002 (J)	
5/2/2012	<0.001	
11/9/2012	<0.001	
5/8/2013	0.0034 (J)	
11/6/2013	0.0028 (J)	
5/20/2014	<0.001	
11/8/2014	<0.001	
5/22/2015	0.0032 (J)	
11/9/2015	<0.001	
4/6/2016	<0.001	
6/15/2016	<0.001	
8/10/2016	<0.001	
10/5/2016	<0.001	
11/29/2016	<0.001	
2/7/2017	<0.001	
4/4/2017	<0.001	
6/20/2017	<0.001	
10/5/2017	<0.001	
3/20/2018	<0.001	
10/2/2018	<0.001	
3/26/2019	<0.001	
9/10/2019	0.00022 (J)	
3/18/2020	<0.001	
9/9/2020	<0.001	
4/1/2021	<0.001	
8/11/2021	<0.001	
2/15/2022	<0.001	
8/24/2022	<0.001	
2/28/2023		<0.001
8/3/2023		<0.001

Prediction Limit

Constituent: Lead, Total (mg/L) Analysis Run 9/26/2023 2:34 PM View: Appendix I - Intrawell
Plant Scherer Client: Southern Company Data: Scherer Cell 1-CCR

	GWC-1	GWC-1
5/11/2010	<0.001	
6/17/2010	0.0026 (J)	
7/27/2010	<0.001	
9/9/2010	<0.001	
4/28/2011	0.0036 (J)	
10/29/2011	0.0038 (J)	
5/3/2012	<0.001	
11/9/2012	0.0024 (J)	
5/9/2013	0.0085	
11/5/2013	0.0042 (J)	
5/23/2014	<0.001	
11/13/2014	<0.001	
5/23/2015	0.0044 (J)	
11/11/2015	0.0042 (J)	
4/12/2016	<0.001	
6/16/2016	<0.001	
8/11/2016	<0.001	
10/4/2016	<0.001	
11/30/2016	<0.001	
2/7/2017	<0.001	
4/5/2017	<0.001	
6/20/2017	<0.001	
10/4/2017	0.00067 (J)	
3/20/2018	<0.001	
10/2/2018	<0.001	
3/26/2019	<0.001	
9/10/2019	<0.001	
3/18/2020	0.00023 (J)	
9/9/2020	<0.001	
4/1/2021	<0.001	
8/18/2021	<0.001	
2/15/2022	<0.001	
8/24/2022	<0.001	
2/27/2023		<0.001
8/9/2023		<0.001

Prediction Limit

Constituent: Lead, Total (mg/L) Analysis Run 9/26/2023 2:34 PM View: Appendix I - Intrawell
Plant Scherer Client: Southern Company Data: Scherer Cell 1-CCR

	GWC-10	GWC-10
5/10/2010	<0.001	
6/16/2010	0.002 (J)	
7/28/2010	<0.001	
9/8/2010	<0.001	
4/29/2011	0.003 (J)	
10/27/2011	0.0027 (J)	
5/4/2012	<0.001	
11/11/2012	0.0022 (J)	
5/9/2013	0.007	
11/5/2013	0.0048 (J)	
5/21/2014	<0.001	
11/12/2014	0.002 (J)	
5/23/2015	0.0035 (J)	
11/12/2015	0.0032 (J)	
4/13/2016	<0.001 (D)	
6/21/2016	<0.001	
8/15/2016	<0.001	
10/5/2016	<0.001	
12/1/2016	<0.001	
2/8/2017	<0.001	
4/6/2017	<0.001	
6/21/2017	<0.001	
10/5/2017	<0.001	
3/21/2018	<0.001	
10/2/2018	<0.001	
3/27/2019	<0.001	
9/11/2019	<0.001	
3/18/2020	<0.001	
9/9/2020	<0.001	
4/1/2021	<0.001	
10/18/2021	<0.001	
2/15/2022	<0.001	
8/25/2022	<0.001	
2/21/2023		<0.001
8/9/2023		<0.001

Prediction Limit

Constituent: Lead, Total (mg/L) Analysis Run 9/26/2023 2:34 PM View: Appendix I - Intrawell
Plant Scherer Client: Southern Company Data: Scherer Cell 1-CCR

	GWC-11	GWC-11
5/10/2010	<0.001	
6/16/2010	<0.001	
7/27/2010	<0.001	
9/8/2010	<0.001	
4/29/2011	0.0032 (J)	
10/27/2011	0.0027 (J)	
5/4/2012	<0.001	
11/10/2012	0.0025 (J)	
5/9/2013	0.0051	
11/6/2013	0.0037 (J)	
5/20/2014	<0.001	
11/12/2014	<0.001	
5/24/2015	0.0037 (J)	
11/12/2015	0.0038 (J)	
4/13/2016	<0.001 (D)	
6/21/2016	<0.001	
8/15/2016	<0.001	
10/5/2016	<0.001	
12/1/2016	<0.001	
2/8/2017	<0.001	
4/6/2017	<0.001	
6/20/2017	<0.001	
10/5/2017	<0.001	
3/21/2018	<0.001	
10/2/2018	<0.001	
3/27/2019	<0.001	
9/11/2019	<0.001	
3/18/2020	0.0017	
9/10/2020	0.00014 (J)	
4/1/2021	<0.001	
8/11/2021	<0.001	
2/16/2022	<0.001	
8/25/2022	<0.001	
2/27/2023		<0.001
8/9/2023		<0.001

Prediction Limit

Constituent: Lead, Total (mg/L) Analysis Run 9/26/2023 2:34 PM View: Appendix I - Intrawell
Plant Scherer Client: Southern Company Data: Scherer Cell 1-CCR

	GWC-13	GWC-13
5/9/2010	<0.001	
6/18/2010	0.0021	
7/29/2010	<0.001	
9/9/2010	<0.001	
4/26/2011	<0.001	
10/28/2011	<0.001	
5/4/2012	<0.001	
11/11/2012	<0.001	
5/8/2013	0.0036	
11/7/2013	<0.001	
5/20/2014	<0.001	
11/12/2014	<0.001	
5/24/2015	<0.001	
11/12/2015	<0.001	
4/13/2016	<0.001 (D)	
6/21/2016	<0.001	
8/15/2016	<0.001	
10/7/2016	<0.001	
12/1/2016	<0.001	
2/9/2017	<0.001	
4/6/2017	<0.001	
6/22/2017	<0.001	
10/6/2017	0.00061 (J)	
3/22/2018	<0.001	
10/3/2018	<0.001	
3/26/2019	<0.001	
9/11/2019	<0.001	
3/18/2020	<0.001	
9/10/2020	<0.001	
4/6/2021	<0.001	
8/11/2021	<0.001	
2/16/2022	<0.001	
8/26/2022	<0.001	
2/27/2023		<0.001
8/9/2023		<0.001

Prediction Limit

Constituent: Lead, Total (mg/L) Analysis Run 9/26/2023 2:34 PM View: Appendix I - Intrawell
Plant Scherer Client: Southern Company Data: Scherer Cell 1-CCR

	GWC-14	GWC-14
5/9/2010	<0.001	
6/18/2010	<0.001	
7/28/2010	<0.001	
9/9/2010	<0.001	
4/30/2011	<0.001	
10/28/2011	<0.001	
5/3/2012	<0.001	
11/10/2012	<0.001	
5/8/2013	0.0024	
11/5/2013	0.0028	
5/20/2014	<0.001	
11/12/2014	<0.001	
5/24/2015	<0.001	
11/11/2015	<0.001	
4/13/2016	<0.001 (D)	
6/21/2016	<0.001	
8/15/2016	<0.001	
10/4/2016	<0.001	
12/1/2016	<0.001	
2/7/2017	<0.001	
4/6/2017	<0.001	
6/20/2017	<0.001	
10/5/2017	<0.001	
3/20/2018	<0.001	
10/2/2018	<0.001	
3/26/2019	<0.001	
9/11/2019	<0.001	
3/18/2020	<0.001	
9/9/2020	<0.001	
4/1/2021	<0.001	
8/11/2021	<0.001	
2/16/2022	<0.001	
8/26/2022	<0.001	
2/27/2023		<0.001
8/9/2023		<0.001

Prediction Limit

Constituent: Lead, Total (mg/L) Analysis Run 9/26/2023 2:34 PM View: Appendix I - Intrawell
Plant Scherer Client: Southern Company Data: Scherer Cell 1-CCR

	GWC-18	GWC-18
5/10/2010	<0.001	
6/16/2010	0.0023 (J)	
7/26/2010	<0.001	
9/7/2010	<0.001	
4/29/2011	0.0033 (J)	
10/28/2011	0.0023 (J)	
5/2/2012	<0.001	
11/9/2012	<0.001	
5/8/2013	0.0052	
11/6/2013	0.003 (J)	
5/23/2014	<0.001	
11/8/2014	<0.001	
5/22/2015	0.0023 (J)	
11/10/2015	0.0025 (J)	
4/11/2016	<0.001	
6/16/2016	<0.001	
8/11/2016	<0.001	
10/5/2016	<0.001	
11/29/2016	<0.001	
2/8/2017	<0.001	
4/6/2017	<0.001	
6/21/2017	<0.001	
10/5/2017	<0.001	
3/20/2018	<0.001	
10/2/2018	<0.001	
3/26/2019	<0.001	
9/11/2019	<0.001	
3/18/2020	<0.001	
9/9/2020	<0.001	
4/1/2021	<0.001	
8/11/2021	<0.001	
2/16/2022	<0.001	
8/25/2022	<0.001	
2/28/2023		<0.001
8/9/2023		<0.001

Prediction Limit

Constituent: Lead, Total (mg/L) Analysis Run 9/26/2023 2:34 PM View: Appendix I - Intrawell
Plant Scherer Client: Southern Company Data: Scherer Cell 1-CCR

	GWC-19	GWC-19
5/11/2010	<0.001	
6/16/2010	0.0022 (J)	
7/27/2010	<0.001	
9/7/2010	<0.001	
4/29/2011	0.0029 (J)	
10/28/2011	0.0021 (J)	
5/2/2012	<0.001	
11/9/2012	0.002 (J)	
5/9/2013	0.0056	
11/6/2013	0.0035 (J)	
5/22/2014	<0.001	
11/8/2014	<0.001	
5/23/2015	0.0047 (J)	
11/10/2015	0.0044 (J)	
4/11/2016	<0.001	
6/16/2016	<0.001	
8/11/2016	<0.001	
10/5/2016	<0.001	
11/29/2016	<0.001	
2/8/2017	<0.001	
4/5/2017	0.0009 (J)	
6/21/2017	<0.001	
10/5/2017	0.0015	
3/20/2018	<0.001	
10/2/2018	<0.001	
3/26/2019	<0.001	
9/12/2019	<0.001	
3/19/2020	<0.001	
9/9/2020	<0.001	
4/5/2021	0.00014 (J)	
8/11/2021	<0.001	
2/16/2022	<0.001	
8/25/2022	<0.001	
2/28/2023		<0.001
8/8/2023		<0.001

Prediction Limit

Constituent: Lead, Total (mg/L) Analysis Run 9/26/2023 2:34 PM View: Appendix I - Intrawell
Plant Scherer Client: Southern Company Data: Scherer Cell 1-CCR

	GWC-2	GWC-2
5/11/2010	<0.001	
6/19/2010	0.003 (J)	
7/27/2010	<0.001	
9/9/2010	<0.001	
4/28/2011	0.0037 (J)	
10/28/2011	0.003 (J)	
5/3/2012	<0.001	
11/9/2012	0.003 (J)	
5/9/2013	0.0063	
11/5/2013	0.0043 (J)	
5/22/2014	<0.001	
11/13/2014	0.0021 (J)	
5/24/2015	0.0043 (J)	
11/11/2015	0.0032 (J)	
4/12/2016	<0.001	
6/16/2016	<0.001	
8/11/2016	<0.001	
10/4/2016	<0.001	
11/30/2016	<0.001	
2/7/2017	<0.001	
4/6/2017	<0.001	
6/20/2017	<0.001	
10/4/2017	<0.001	
3/20/2018	<0.001	
10/2/2018	<0.001	
3/26/2019	<0.001	
9/10/2019	<0.001	
3/18/2020	0.00014 (J)	
9/9/2020	<0.001	
4/1/2021	<0.001	
8/12/2021	<0.001	
2/15/2022	<0.001	
8/26/2022	<0.001	
2/27/2023		<0.001
8/9/2023		<0.001

Prediction Limit

Constituent: Lead, Total (mg/L) Analysis Run 9/26/2023 2:34 PM View: Appendix I - Intrawell
Plant Scherer Client: Southern Company Data: Scherer Cell 1-CCR

	GWC-20	GWC-20
5/11/2010	0.0026 (J)	
6/17/2010	0.0021 (J)	
7/27/2010	<0.001	
9/7/2010	<0.001	
4/29/2011	0.0032 (J)	
10/28/2011	0.0025 (J)	
5/3/2012	<0.001	
11/10/2012	<0.001	
5/9/2013	0.0056	
11/6/2013	0.0032 (J)	
5/22/2014	<0.001	
11/9/2014	<0.001	
5/24/2015	0.0044 (J)	
11/10/2015	0.0038 (J)	
4/12/2016	<0.001	
6/16/2016	<0.001	
8/11/2016	<0.001	
10/5/2016	<0.001	
11/30/2016	<0.001	
2/8/2017	<0.001	
4/6/2017	<0.001	
6/21/2017	<0.001	
10/5/2017	<0.001	
3/21/2018	<0.001	
10/3/2018	<0.001	
3/26/2019	<0.001	
9/12/2019	<0.001	
3/19/2020	<0.001	
9/10/2020	<0.001	
4/5/2021	<0.001	
8/11/2021	<0.001	
2/16/2022	<0.001	
8/25/2022	<0.001	
2/28/2023		<0.001
8/8/2023		<0.001

Prediction Limit

Constituent: Lead, Total (mg/L) Analysis Run 9/26/2023 2:34 PM View: Appendix I - Intrawell
Plant Scherer Client: Southern Company Data: Scherer Cell 1-CCR

	GWC-3	GWC-3
5/11/2010	0.011 (o)	
6/17/2010	0.0027 (J)	
7/28/2010	<0.001	
9/7/2010	<0.001	
4/29/2011	0.0038 (J)	
10/28/2011	<0.001	
5/3/2012	<0.001	
11/9/2012	0.0029 (J)	
5/10/2013	0.0061	
11/6/2013	0.0025 (J)	
5/22/2014	<0.001	
11/9/2014	<0.001	
5/22/2015	0.0034 (J)	
11/10/2015	0.0021 (J)	
4/12/2016	<0.001 (D)	
6/20/2016	<0.001	
8/12/2016	<0.001	
10/5/2016	<0.001	
11/30/2016	<0.001	
2/8/2017	<0.001	
4/6/2017	<0.001	
6/21/2017	<0.001	
10/5/2017	<0.001	
3/21/2018	<0.001	
10/3/2018	0.00037 (J)	
3/26/2019	<0.001	
9/10/2019	<0.001	
3/18/2020	<0.001	
9/10/2020	<0.001	
4/6/2021	<0.001	
8/12/2021	0.00014 (J)	
2/15/2022	<0.001	
8/25/2022	<0.001	
2/28/2023		<0.001
8/9/2023		<0.001

Prediction Limit

Constituent: Lead, Total (mg/L) Analysis Run 9/26/2023 2:34 PM View: Appendix I - Intrawell
Plant Scherer Client: Southern Company Data: Scherer Cell 1-CCR

	GWC-4	GWC-4
5/11/2010	<0.001	
6/17/2010	<0.001	
7/28/2010	<0.001	
9/8/2010	0.002 (J)	
4/28/2011	0.0042 (J)	
10/29/2011	0.0036 (J)	
5/3/2012	<0.001	
11/10/2012	0.0023 (J)	
5/10/2013	0.0062	
11/6/2013	0.0043 (J)	
5/22/2014	<0.001	
11/9/2014	<0.001	
5/22/2015	0.0046 (J)	
11/11/2015	0.0028 (J)	
4/12/2016	<0.001	
6/20/2016	<0.001	
8/12/2016	<0.001	
10/6/2016	<0.001	
11/30/2016	<0.001	
2/8/2017	<0.001	
4/6/2017	<0.001	
6/22/2017	<0.001	
10/6/2017	<0.001	
3/21/2018	<0.001	
10/3/2018	<0.001	
3/26/2019	<0.001	
9/10/2019	<0.001	
3/19/2020	0.00019 (J)	
9/10/2020	<0.001	
4/2/2021	<0.001	
8/12/2021	<0.001	
2/15/2022	<0.001	
8/25/2022	<0.001	
2/27/2023		<0.001
8/8/2023		<0.001

Prediction Limit

Constituent: Lead, Total (mg/L) Analysis Run 9/26/2023 2:34 PM View: Appendix I - IntraWell
Plant Scherer Client: Southern Company Data: Scherer Cell 1-CCR

	GWC-5	GWC-5
5/11/2010	<0.001	
6/18/2010	0.0024	
7/27/2010	<0.001	
9/9/2010	<0.001	
4/29/2011	0.0028	
10/28/2011	<0.001	
5/4/2012	<0.001	
11/10/2012	<0.001	
5/9/2013	0.0061	
11/6/2013	0.0034	
5/22/2014	<0.001	
11/9/2014	<0.001	
5/24/2015	0.0093 (O)	
11/11/2015	0.0071	
4/19/2016	<0.001	
6/22/2016	<0.001	
8/16/2016	<0.001	
10/6/2016	<0.001	
12/1/2016	<0.001	
2/9/2017	<0.001	
4/6/2017	<0.001	
6/21/2017	<0.001	
10/5/2017	<0.001	
3/22/2018	<0.001	
10/3/2018	<0.001	
3/27/2019	<0.001	
9/11/2019	<0.001	
3/18/2020	<0.001	
9/9/2020	<0.001	
4/1/2021	<0.001	
8/12/2021	<0.001	
2/15/2022	<0.001	
8/25/2022	<0.001	
2/28/2023		<0.001
8/8/2023		<0.001

Prediction Limit

Constituent: Lead, Total (mg/L) Analysis Run 9/26/2023 2:34 PM View: Appendix I - Intravel
Plant Scherer Client: Southern Company Data: Scherer Cell 1-CCR

	GWC-6	GWC-6
5/11/2010	<0.001	
6/18/2010	<0.001	
7/27/2010	<0.001	
9/9/2010	<0.001	
4/30/2011	0.0034 (J)	
10/29/2011	0.0041 (J)	
5/4/2012	<0.001	
11/10/2012	0.0023 (J)	
5/9/2013	0.0067	
11/7/2013	0.0048 (J)	
5/21/2014	<0.001	
11/9/2014	<0.001	
5/24/2015	0.0045 (J)	
11/11/2015	0.0048 (J)	
4/12/2016	<0.001	
6/20/2016	<0.001	
8/12/2016	<0.001	
10/6/2016	<0.001	
11/30/2016	<0.001	
2/9/2017	<0.001	
4/6/2017	<0.001	
6/21/2017	<0.001	
10/6/2017	<0.001	
3/21/2018	<0.001	
10/3/2018	<0.001	
3/26/2019	<0.001	
9/11/2019	<0.001	
3/18/2020	<0.001	
9/10/2020	<0.001	
4/5/2021	<0.001	
8/11/2021	<0.001	
2/15/2022	<0.001	
8/25/2022	<0.001	
2/27/2023		<0.001
8/8/2023		<0.001

Prediction Limit

Constituent: Lead, Total (mg/L) Analysis Run 9/26/2023 2:34 PM View: Appendix I - Intrawell
Plant Scherer Client: Southern Company Data: Scherer Cell 1-CCR

	GWC-7	GWC-7
5/10/2010	<0.001	
6/18/2010	0.0027 (J)	
7/28/2010	<0.001	
9/9/2010	0.002 (J)	
4/30/2011	0.0037 (J)	
10/29/2011	0.0025 (J)	
5/4/2012	<0.001	
11/10/2012	0.003 (J)	
5/9/2013	0.0064	
11/7/2013	0.0037 (J)	
5/21/2014	<0.001	
11/12/2014	<0.001	
5/24/2015	0.0053 (J)	
11/11/2015	0.0022 (J)	
4/13/2016	<0.001 (D)	
6/20/2016	<0.001	
8/15/2016	<0.001	
10/6/2016	<0.001	
12/1/2016	<0.001	
2/9/2017	<0.001	
4/7/2017	<0.001	
6/22/2017	<0.001	
10/6/2017	<0.001	
3/22/2018	<0.001	
10/4/2018	<0.001	
3/27/2019	<0.001	
9/11/2019	<0.001	
3/19/2020	<0.001	
9/10/2020	0.00017 (J)	
4/1/2021	<0.001	
8/11/2021	0.00014 (J)	
2/15/2022	<0.001	
8/25/2022	<0.001	
2/27/2023		<0.001
8/8/2023		<0.001

Prediction Limit

Constituent: Lead, Total (mg/L) Analysis Run 9/26/2023 2:34 PM View: Appendix I - Intrawell
Plant Scherer Client: Southern Company Data: Scherer Cell 1-CCR

	GWC-8A	GWC-8A
5/10/2010	<0.001	
6/19/2010	<0.001	
7/28/2010	<0.001	
9/8/2010	0.0023 (J)	
4/30/2011	0.011 (O)	
10/27/2011	0.0055	
5/4/2012	0.0029 (J)	
11/11/2012	0.0052	
5/10/2013	0.023 (O)	
11/7/2013	0.0083	
5/21/2014	<0.001	
11/13/2014	0.0085	
5/23/2015	0.0077	
11/11/2015	0.008	
4/19/2016	<0.001	
10/10/2016	<0.001	
12/1/2016	0.00047 (J)	
2/9/2017	0.0012 (J)	
4/7/2017	<0.001	
6/21/2017	<0.001	
8/15/2017	<0.001	
9/1/2017	<0.001	
10/9/2017	<0.001	
3/22/2018	<0.001	
10/4/2018	<0.001	
3/27/2019	<0.001	
9/11/2019	<0.001	
3/18/2020	<0.001	
9/9/2020	<0.001	
4/5/2021	0.00034 (J)	
8/12/2021	<0.001	
2/15/2022	<0.001	
8/25/2022	<0.001	
2/27/2023		<0.001
8/8/2023		<0.001

Prediction Limit

Constituent: Lead, Total (mg/L) Analysis Run 9/26/2023 2:34 PM View: Appendix I - Intravel
Plant Scherer Client: Southern Company Data: Scherer Cell 1-CCR

	GWC-9	GWC-9
5/10/2010	<0.001	
6/16/2010	0.003 (J)	
7/27/2010	<0.001	
9/8/2010	<0.001	
4/29/2011	0.0039 (J)	
10/27/2011	0.0043 (J)	
5/3/2012	<0.001	
11/11/2012	0.0025 (J)	
5/9/2013	0.0067	
11/6/2013	0.0069	
5/21/2014	<0.001	
11/12/2014	0.002 (J)	
5/23/2015	0.003 (J)	
11/12/2015	0.0044 (J)	
4/13/2016	<0.001 (D)	
6/22/2016	<0.001	
8/15/2016	<0.001	
10/6/2016	<0.001	
12/1/2016	<0.001	
2/8/2017	<0.001	
4/6/2017	<0.001	
6/21/2017	<0.001	
10/5/2017	<0.001	
3/21/2018	<0.001	
10/2/2018	<0.001	
3/27/2019	<0.001	
9/11/2019	<0.001	
3/18/2020	<0.001	
9/9/2020	<0.001	
4/1/2021	<0.001	
8/12/2021	<0.001	
2/15/2022	<0.001	
8/25/2022	<0.001	
2/27/2023		<0.001
8/8/2023		<0.001

Prediction Limit

Constituent: Mercury (mg/L) Analysis Run 9/26/2023 2:34 PM View: Appendix I - Intrawell
Plant Scherer Client: Southern Company Data: Scherer Cell 1-CCR

	GWA-15	GWA-15
5/9/2010	<0.0002	
6/18/2010	<0.0002	
7/28/2010	<0.0002	
9/9/2010	<0.0002	
4/30/2011	<0.0002	
10/28/2011	<0.0002	
5/2/2012	<0.0002	
11/9/2012	<0.0002	
5/8/2013	7E-05 (J)	
11/5/2013	<0.0002	
5/20/2014	<0.0002	
11/12/2014	<0.0002	
5/22/2015	7.2E-05 (J)	
11/11/2015	<0.0002	
4/6/2016	<0.0002	
6/15/2016	<0.0002	
8/10/2016	<0.0002	
10/4/2016	<0.0002	
11/30/2016	<0.0002	
2/7/2017	<0.0002	
4/4/2017	<0.0002	
6/20/2017	<0.0002	
10/4/2017	<0.0002	
3/20/2018	<0.0002 (XD)	
10/2/2018	<0.0002 (X)	
3/26/2019	<0.0002	
9/10/2019	<0.0002	
3/18/2020	<0.0002	
9/9/2020	<0.0002	
4/1/2021	<0.0002	
8/11/2021	<0.0002	
2/15/2022	<0.0002	
8/25/2022	<0.0002	
2/28/2023		<0.0002
8/3/2023		<0.0002

Prediction Limit

Constituent: Mercury (mg/L) Analysis Run 9/26/2023 2:34 PM View: Appendix I - Intrawell
Plant Scherer Client: Southern Company Data: Scherer Cell 1-CCR

	GWA-16	GWA-16
5/9/2010	<0.0002	
6/16/2010	<0.0002	
7/27/2010	<0.0002	
9/7/2010	7.4E-05 (J)	
4/29/2011	<0.0002	
10/28/2011	<0.0002	
5/2/2012	<0.0002	
11/9/2012	<0.0002	
5/8/2013	8E-05 (J)	
11/6/2013	0.00014	
5/20/2014	<0.0002	
11/8/2014	<0.0002	
5/22/2015	<0.0002	
11/9/2015	<0.0002	
4/6/2016	<0.0002	
6/15/2016	<0.0002	
8/10/2016	<0.0002	
10/4/2016	<0.0002	
11/29/2016	<0.0002	
2/7/2017	<0.0002	
4/4/2017	<0.0002	
6/20/2017	<0.0002	
10/5/2017	<0.0002	
3/20/2018	<0.0002	
10/2/2018	<0.0002 (X)	
3/26/2019	<0.0002	
9/10/2019	<0.0002	
3/18/2020	<0.0002	
9/9/2020	<0.0002	
4/1/2021	<0.0002	
8/11/2021	<0.0002	
2/15/2022	<0.0002	
8/25/2022	<0.0002	
2/28/2023		<0.0002
8/3/2023		<0.0002

Prediction Limit

Constituent: Mercury (mg/L) Analysis Run 9/26/2023 2:34 PM View: Appendix I - Intrawell
Plant Scherer Client: Southern Company Data: Scherer Cell 1-CCR

	GWA-17	GWA-17
5/8/2010	<0.0002	
6/16/2010	<0.0002	
7/26/2010	<0.0002	
9/7/2010	7.8E-05 (J)	
4/29/2011	<0.0002	
10/28/2011	<0.0002	
5/2/2012	<0.0002	
11/9/2012	<0.0002	
5/8/2013	<0.0002	
11/6/2013	0.00011	
5/20/2014	<0.0002	
11/8/2014	<0.0002	
5/22/2015	7.1E-05 (J)	
11/9/2015	<0.0002	
4/6/2016	<0.0002	
6/15/2016	<0.0002	
8/10/2016	<0.0002	
10/5/2016	<0.0002	
11/29/2016	<0.0002	
2/7/2017	<0.0002	
4/4/2017	<0.0002	
6/20/2017	<0.0002	
10/5/2017	<0.0002	
3/20/2018	<0.0002 (X)	
10/2/2018	<0.0002 (X)	
3/26/2019	<0.0002	
9/10/2019	<0.0002	
3/18/2020	<0.0002	
9/9/2020	<0.0002	
4/1/2021	<0.0002	
8/11/2021	<0.0002	
2/15/2022	<0.0002	
8/24/2022	<0.0002	
2/28/2023		<0.0002
8/3/2023		<0.0002

Prediction Limit

Constituent: Mercury (mg/L) Analysis Run 9/26/2023 2:34 PM View: Appendix I - Intrawell
Plant Scherer Client: Southern Company Data: Scherer Cell 1-CCR

	GWC-1	GWC-1
5/11/2010	<0.0002	
6/17/2010	<0.0002	
7/27/2010	<0.0002	
9/9/2010	<0.0002	
4/28/2011	<0.0002	
10/29/2011	<0.0002	
5/3/2012	<0.0002	
11/9/2012	<0.0002	
5/9/2013	<0.0002	
11/5/2013	7.3E-05 (J)	
5/23/2014	<0.0002	
11/13/2014	<0.0002	
5/23/2015	<0.0002	
11/11/2015	<0.0002	
4/12/2016	<0.0002	
6/16/2016	<0.0002	
8/11/2016	<0.0002	
10/4/2016	<0.0002	
11/30/2016	<0.0002	
2/7/2017	7E-05 (J)	
4/5/2017	<0.0002	
6/20/2017	<0.0002	
10/4/2017	<0.0002	
3/20/2018	<0.0002 (X)	
10/2/2018	<0.0002 (X)	
3/26/2019	<0.0002	
9/10/2019	<0.0002	
3/18/2020	<0.0002	
9/9/2020	<0.0002	
4/1/2021	<0.0002	
8/18/2021	<0.0002	
2/15/2022	<0.0002	
8/24/2022	<0.0002	
2/27/2023		<0.0002
8/9/2023		<0.0002

Prediction Limit

Constituent: Mercury (mg/L) Analysis Run 9/26/2023 2:34 PM View: Appendix I - Intrawell
Plant Scherer Client: Southern Company Data: Scherer Cell 1-CCR

	GWC-10	GWC-10
5/10/2010	<0.0002	
6/16/2010	<0.0002	
7/28/2010	<0.0002	
9/8/2010	8.8E-05 (J)	
4/29/2011	<0.0002	
10/27/2011	<0.0002	
5/4/2012	<0.0002	
11/11/2012	<0.0002	
5/9/2013	<0.0002	
11/5/2013	0.00011 (J)	
5/21/2014	<0.0002	
11/12/2014	<0.0002	
5/23/2015	<0.0002	
11/12/2015	<0.0002	
4/13/2016	<0.0002 (D)	
6/21/2016	<0.0002	
8/15/2016	<0.0002	
10/5/2016	<0.0002	
12/1/2016	<0.0002	
2/8/2017	7.6E-05 (J)	
4/6/2017	<0.0002	
6/21/2017	<0.0002	
10/5/2017	<0.0002	
3/21/2018	<0.0002	
10/2/2018	<0.0002 (X)	
3/27/2019	<0.0002	
9/11/2019	<0.0002	
3/18/2020	<0.0002	
9/9/2020	<0.0002	
4/1/2021	<0.0002	
8/17/2021	<0.0002	
2/15/2022	<0.0002	
8/25/2022	<0.0002	
2/21/2023		<0.0002
8/9/2023		<0.0002

Prediction Limit

Constituent: Mercury (mg/L) Analysis Run 9/26/2023 2:34 PM View: Appendix I - Intrawell
Plant Scherer Client: Southern Company Data: Scherer Cell 1-CCR

	GWC-11	GWC-11
5/10/2010	<0.0002	
6/16/2010	<0.0002	
7/27/2010	<0.0002	
9/8/2010	<0.0002	
4/29/2011	<0.0002	
10/27/2011	<0.0002	
5/4/2012	<0.0002	
11/10/2012	<0.0002	
5/9/2013	0.00019	
11/6/2013	0.00014	
5/20/2014	<0.0002	
11/12/2014	<0.0002	
5/24/2015	<0.0002	
11/12/2015	<0.0002	
4/13/2016	<0.0002 (D)	
6/21/2016	<0.0002	
8/15/2016	<0.0002	
10/5/2016	<0.0002	
12/1/2016	<0.0002	
2/8/2017	<0.0002	
4/6/2017	<0.0002	
6/20/2017	<0.0002	
10/5/2017	<0.0002	
3/21/2018	<0.0002	
10/2/2018	<0.0002 (X)	
3/27/2019	<0.0002	
9/11/2019	<0.0002	
3/18/2020	<0.0002	
9/10/2020	<0.0002	
4/1/2021	<0.0002	
8/11/2021	<0.0002	
2/16/2022	<0.0002	
8/25/2022	<0.0002	
2/27/2023		<0.0002
8/9/2023		<0.0002

Prediction Limit

Constituent: Mercury (mg/L) Analysis Run 9/26/2023 2:34 PM View: Appendix I - Intrawell
Plant Scherer Client: Southern Company Data: Scherer Cell 1-CCR

	GWC-13	GWC-13
5/9/2010	8.2E-05 (J)	
6/18/2010	<0.0002	
7/29/2010	<0.0002	
9/9/2010	<0.0002	
4/26/2011	<0.0002	
10/28/2011	<0.0002	
5/4/2012	<0.0002	
11/11/2012	<0.0002	
5/8/2013	<0.0002	
11/7/2013	0.0001	
5/20/2014	<0.0002	
11/12/2014	<0.0002	
5/24/2015	<0.0002	
11/12/2015	<0.0002	
4/13/2016	<0.0002 (D)	
6/21/2016	<0.0002	
8/15/2016	<0.0002	
10/7/2016	<0.0002	
12/1/2016	<0.0002	
2/9/2017	<0.0002	
4/6/2017	<0.0002	
6/22/2017	<0.0002	
10/6/2017	<0.0002	
3/22/2018	<0.0002 (X)	
10/3/2018	<0.0002 (X)	
3/26/2019	<0.0002	
9/11/2019	<0.0002	
3/18/2020	<0.0002	
9/10/2020	<0.0002	
4/6/2021	<0.0002	
8/11/2021	<0.0002	
2/16/2022	<0.0002	
8/26/2022	<0.0002	
2/27/2023		<0.0002
8/9/2023		<0.0002

Prediction Limit

Constituent: Mercury (mg/L) Analysis Run 9/26/2023 2:34 PM View: Appendix I - Intrawell
Plant Scherer Client: Southern Company Data: Scherer Cell 1-CCR

	GWC-14	GWC-14
5/9/2010	9.1E-05 (J)	
6/18/2010	<0.0002	
7/28/2010	<0.0002	
9/9/2010	<0.0002	
4/30/2011	<0.0002	
10/28/2011	<0.0002	
5/3/2012	<0.0002	
11/10/2012	<0.0002	
5/8/2013	<0.0002	
11/5/2013	0.00016	
5/20/2014	<0.0002	
11/12/2014	<0.0002	
5/24/2015	<0.0002	
11/11/2015	<0.0002	
4/13/2016	<0.0002 (D)	
6/21/2016	<0.0002	
8/15/2016	<0.0002	
10/4/2016	<0.0002	
12/1/2016	<0.0002	
2/7/2017	<0.0002	
4/6/2017	<0.0002	
6/20/2017	<0.0002	
10/5/2017	<0.0002	
3/20/2018	<0.0002	
10/2/2018	<0.0002 (X)	
3/26/2019	<0.0002	
9/11/2019	<0.0002	
3/18/2020	<0.0002	
9/9/2020	<0.0002	
4/1/2021	<0.0002	
8/11/2021	<0.0002	
2/16/2022	<0.0002	
8/26/2022	<0.0002	
2/27/2023		<0.0002
8/9/2023		<0.0002

Prediction Limit

Constituent: Mercury (mg/L) Analysis Run 9/26/2023 2:34 PM View: Appendix I - Intrawell
Plant Scherer Client: Southern Company Data: Scherer Cell 1-CCR

	GWC-18	GWC-18
5/10/2010	<0.0002	
6/16/2010	<0.0002	
7/26/2010	<0.0002	
9/7/2010	<0.0002	
4/29/2011	<0.0002	
10/28/2011	<0.0002	
5/2/2012	<0.0002	
11/9/2012	<0.0002	
5/8/2013	<0.0002	
11/6/2013	<0.0002	
5/23/2014	<0.0002	
11/8/2014	<0.0002	
5/22/2015	<0.0002	
11/10/2015	<0.0002	
4/11/2016	<0.0002	
6/16/2016	<0.0002	
8/11/2016	<0.0002	
10/5/2016	<0.0002	
11/29/2016	<0.0002	
2/8/2017	8.9E-05	
4/6/2017	<0.0002	
6/21/2017	<0.0002	
10/5/2017	<0.0002	
3/20/2018	<0.0002	
10/2/2018	<0.0002 (X)	
3/26/2019	<0.0002	
9/11/2019	<0.0002	
3/18/2020	<0.0002	
9/9/2020	<0.0002	
4/1/2021	<0.0002	
8/11/2021	<0.0002	
2/16/2022	<0.0002	
8/25/2022	<0.0002	
2/28/2023		<0.0002
8/9/2023		<0.0002

Prediction Limit

Constituent: Mercury (mg/L) Analysis Run 9/26/2023 2:34 PM View: Appendix I - Intrawell
Plant Scherer Client: Southern Company Data: Scherer Cell 1-CCR

	GWC-19	GWC-19
5/11/2010	<0.0002	
6/16/2010	<0.0002	
7/27/2010	<0.0002	
9/7/2010	0.00011	
4/29/2011	<0.0002	
10/28/2011	<0.0002	
5/2/2012	<0.0002	
11/9/2012	<0.0002	
5/9/2013	<0.0002	
11/6/2013	<0.0002	
5/22/2014	<0.0002	
11/8/2014	<0.0002	
5/23/2015	<0.0002	
11/10/2015	<0.0002	
4/11/2016	<0.0002	
6/16/2016	<0.0002	
8/11/2016	<0.0002	
10/5/2016	<0.0002	
11/29/2016	<0.0002	
2/8/2017	7.6E-05 (J)	
4/5/2017	<0.0002	
6/21/2017	<0.0002	
10/5/2017	<0.0002	
3/20/2018	<0.0002 (X)	
10/2/2018	<0.0002 (X)	
3/26/2019	<0.0002	
9/12/2019	<0.0002	
3/19/2020	<0.0002	
9/9/2020	<0.0002	
6/1/2021	<0.0002	
8/11/2021	<0.0002	
2/16/2022	<0.0002	
8/25/2022	<0.0002	
2/28/2023		<0.0002
8/8/2023		<0.0002

Prediction Limit

Constituent: Mercury (mg/L) Analysis Run 9/26/2023 2:34 PM View: Appendix I - Intrawell
Plant Scherer Client: Southern Company Data: Scherer Cell 1-CCR

	GWC-2	GWC-2
5/11/2010	<0.0002	
6/19/2010	<0.0002	
7/27/2010	<0.0002	
9/9/2010	9.3E-05	
4/28/2011	<0.0002	
10/28/2011	<0.0002	
5/3/2012	<0.0002	
11/9/2012	<0.0002	
5/9/2013	<0.0002	
11/5/2013	0.00011	
5/22/2014	<0.0002	
11/13/2014	<0.0002	
5/24/2015	<0.0002	
11/11/2015	<0.0002	
4/12/2016	<0.0002	
6/16/2016	<0.0002	
8/11/2016	<0.0002	
10/4/2016	<0.0002	
11/30/2016	<0.0002	
2/7/2017	<0.0002	
4/6/2017	<0.0002	
6/20/2017	<0.0002	
10/4/2017	<0.0002	
3/20/2018	<0.0002 (X)	
10/2/2018	<0.0002	
3/26/2019	<0.0002	
9/10/2019	<0.0002	
3/18/2020	<0.0002	
9/9/2020	<0.0002	
4/1/2021	<0.0002	
8/12/2021	<0.0002	
2/15/2022	<0.0002	
8/26/2022	<0.0002	
2/27/2023		<0.0002
8/9/2023		<0.0002

Prediction Limit

Constituent: Mercury (mg/L) Analysis Run 9/26/2023 2:34 PM View: Appendix I - Intrawell
Plant Scherer Client: Southern Company Data: Scherer Cell 1-CCR

	GWC-20	GWC-20
5/11/2010	8.5E-05	
6/17/2010	<0.0002	
7/27/2010	<0.0002	
9/7/2010	0.0001	
4/29/2011	<0.0002	
10/28/2011	<0.0002	
5/3/2012	<0.0002	
11/10/2012	<0.0002	
5/9/2013	<0.0002	
11/6/2013	<0.0002	
5/22/2014	<0.0002	
11/9/2014	<0.0002	
5/24/2015	<0.0002	
11/10/2015	<0.0002	
4/12/2016	<0.0002	
6/16/2016	<0.0002	
8/11/2016	<0.0002	
10/5/2016	<0.0002	
11/30/2016	<0.0002	
2/8/2017	7.5E-05 (J)	
4/6/2017	<0.0002	
6/21/2017	<0.0002	
10/5/2017	<0.0002	
3/21/2018	<0.0002	
10/3/2018	<0.0002 (X)	
3/26/2019	<0.0002	
9/12/2019	<0.0002	
3/19/2020	<0.0002	
9/10/2020	<0.0002	
6/1/2021	<0.0002	
8/11/2021	<0.0002	
2/16/2022	0.00015 (J)	
8/25/2022	<0.0002	
2/28/2023		<0.0002
8/8/2023		<0.0002

Prediction Limit

Constituent: Mercury (mg/L) Analysis Run 9/26/2023 2:34 PM View: Appendix I - Intrawell
Plant Scherer Client: Southern Company Data: Scherer Cell 1-CCR

	GWC-3	GWC-3
5/11/2010	<0.0002	
6/17/2010	<0.0002	
7/28/2010	<0.0002	
9/7/2010	0.00012	
4/29/2011	<0.0002	
10/28/2011	<0.0002	
5/3/2012	<0.0002	
11/9/2012	<0.0002	
5/10/2013	0.00014	
11/6/2013	0.00014	
5/22/2014	<0.0002	
11/9/2014	<0.0002	
5/22/2015	<0.0002	
11/10/2015	<0.0002	
4/12/2016	<0.0002 (D)	
6/20/2016	<0.0002	
8/12/2016	<0.0002	
10/5/2016	<0.0002	
11/30/2016	<0.0002	
2/8/2017	<0.0002	
4/6/2017	<0.0002	
6/21/2017	<0.0002	
10/5/2017	<0.0002	
3/21/2018	<0.0002	
10/3/2018	<0.0002 (X)	
3/26/2019	<0.0002	
9/10/2019	<0.0002	
3/18/2020	<0.0002	
9/10/2020	<0.0002	
4/6/2021	<0.0002	
8/12/2021	<0.0002	
2/15/2022	<0.0002	
8/25/2022	<0.0002	
2/28/2023		<0.0002
8/9/2023		<0.0002

Prediction Limit

Constituent: Mercury (mg/L) Analysis Run 9/26/2023 2:34 PM View: Appendix I - Intrawell
Plant Scherer Client: Southern Company Data: Scherer Cell 1-CCR

	GWC-4	GWC-4
5/11/2010	<0.0002	
6/17/2010	<0.0002	
7/28/2010	<0.0002	
9/8/2010	<0.0002	
4/28/2011	<0.0002	
10/29/2011	<0.0002	
5/3/2012	<0.0002	
11/10/2012	<0.0002	
5/10/2013	0.00012	
11/6/2013	<0.0002	
5/22/2014	<0.0002	
11/9/2014	<0.0002	
5/22/2015	<0.0002	
11/11/2015	<0.0002	
4/12/2016	<0.0002	
6/20/2016	<0.0002	
8/12/2016	<0.0002	
10/6/2016	<0.0002	
11/30/2016	<0.0002	
2/8/2017	<0.0002	
4/6/2017	<0.0002	
6/22/2017	<0.0002	
10/6/2017	<0.0002	
3/21/2018	<0.0002 (X)	
10/3/2018	<0.0002 (X)	
3/26/2019	<0.0002	
9/10/2019	<0.0002	
3/19/2020	<0.0002	
9/10/2020	<0.0002	
4/2/2021	<0.0002	
8/12/2021	<0.0002	
2/15/2022	<0.0002	
8/25/2022	<0.0002	
2/27/2023		<0.0002
8/8/2023		<0.0002

Prediction Limit

Constituent: Mercury (mg/L) Analysis Run 9/26/2023 2:34 PM View: Appendix I - Intrawell
Plant Scherer Client: Southern Company Data: Scherer Cell 1-CCR

	GWC-5	GWC-5
5/11/2010	<0.0002	
6/18/2010	<0.0002	
7/27/2010	<0.0002	
9/9/2010	<0.0002	
4/29/2011	<0.0002	
10/28/2011	<0.0002	
5/4/2012	<0.0002	
11/10/2012	<0.0002	
5/9/2013	0.00016	
11/6/2013	<0.0002	
5/22/2014	<0.0002	
11/9/2014	<0.0002	
5/24/2015	<0.0002	
11/11/2015	<0.0002	
4/19/2016	<0.0002	
6/22/2016	<0.0002	
8/16/2016	<0.0002	
10/6/2016	<0.0002	
12/1/2016	<0.0002	
2/9/2017	<0.0002	
4/6/2017	<0.0002	
6/21/2017	<0.0002	
10/5/2017	<0.0002	
3/22/2018	<0.0002 (X)	
10/3/2018	<0.0002 (X)	
3/27/2019	<0.0002	
9/11/2019	<0.0002	
3/18/2020	<0.0002	
9/9/2020	<0.0002	
4/1/2021	<0.0002	
8/12/2021	<0.0002	
2/15/2022	<0.0002	
8/25/2022	<0.0002	
2/28/2023		<0.0002
8/8/2023		<0.0002

Prediction Limit

Constituent: Mercury (mg/L) Analysis Run 9/26/2023 2:34 PM View: Appendix I - Intrawell

Plant Scherer Client: Southern Company Data: Scherer Cell 1-CCR

	GWC-6	GWC-6
5/11/2010	<0.0002	
6/18/2010	<0.0002	
7/27/2010	<0.0002	
9/9/2010	0.00017	
4/30/2011	<0.0002	
10/29/2011	<0.0002	
5/4/2012	<0.0002	
11/10/2012	<0.0002	
5/9/2013	0.00014	
11/7/2013	0.00011	
5/21/2014	<0.0002	
11/9/2014	<0.0002	
5/24/2015	<0.0002	
11/11/2015	<0.0002	
4/12/2016	<0.0002	
6/20/2016	<0.0002	
8/12/2016	<0.0002	
10/6/2016	<0.0002	
11/30/2016	<0.0002	
2/9/2017	<0.0002	
4/6/2017	<0.0002	
6/21/2017	<0.0002	
10/6/2017	<0.0002	
3/21/2018	<0.0002 (X)	
10/3/2018	<0.0002 (X)	
3/26/2019	<0.0002	
9/11/2019	<0.0002	
3/18/2020	<0.0002	
9/10/2020	<0.0002	
6/2/2021	<0.0002	
8/11/2021	<0.0002	
2/15/2022	<0.0002	
8/25/2022	<0.0002	
2/27/2023		<0.0002
8/8/2023		<0.0002

Prediction Limit

Constituent: Mercury (mg/L) Analysis Run 9/26/2023 2:34 PM View: Appendix I - Intrawell
Plant Scherer Client: Southern Company Data: Scherer Cell 1-CCR

	GWC-7	GWC-7
5/10/2010	<0.0002	
6/18/2010	<0.0002	
7/28/2010	<0.0002	
9/9/2010	<0.0002	
4/30/2011	<0.0002	
10/29/2011	7E-05 (J)	
5/4/2012	<0.0002	
11/10/2012	<0.0002	
5/9/2013	<0.0002	
11/7/2013	0.00016	
5/21/2014	<0.0002	
11/12/2014	<0.0002	
5/24/2015	<0.0002	
11/11/2015	<0.0002	
4/13/2016	<0.0002 (D)	
6/20/2016	<0.0002	
8/15/2016	<0.0002	
10/6/2016	<0.0002	
12/1/2016	<0.0002	
2/9/2017	<0.0002	
4/7/2017	<0.0002	
6/22/2017	<0.0002	
10/6/2017	<0.0002	
3/22/2018	<0.0002 (X)	
10/4/2018	<0.0002 (X)	
3/27/2019	<0.0002	
9/11/2019	<0.0002	
3/19/2020	0.00011 (J)	
9/10/2020	<0.0002	
4/1/2021	<0.0002	
8/11/2021	<0.0002	
2/15/2022	<0.0002	
8/25/2022	<0.0002	
2/27/2023		<0.0002
8/8/2023		<0.0002

Prediction Limit

Constituent: Mercury (mg/L) Analysis Run 9/26/2023 2:34 PM View: Appendix I - Intrawell
Plant Scherer Client: Southern Company Data: Scherer Cell 1-CCR

	GWC-8A	GWC-8A
5/10/2010	<0.0002	
6/19/2010	<0.0002	
7/28/2010	<0.0002	
9/8/2010	0.00011 (J)	
4/30/2011	<0.0002	
10/27/2011	<0.0002	
5/4/2012	<0.0002	
11/11/2012	<0.0002	
5/10/2013	0.00014	
11/7/2013	0.00019	
5/21/2014	<0.0002	
11/13/2014	<0.0002	
5/23/2015	<0.0002	
11/11/2015	<0.0002	
4/19/2016	<0.0002	
10/10/2016	0.000155 (D)	
12/1/2016	<0.0002	
2/9/2017	<0.0002	
4/7/2017	<0.0002	
6/21/2017	<0.0002	
8/15/2017	<0.0002	
9/1/2017	<0.0002	
10/9/2017	8.9E-05 (J)	
3/22/2018	<0.0002 (X)	
10/4/2018	<0.0002	
3/27/2019	<0.0002	
9/11/2019	<0.0002	
3/18/2020	<0.0002	
9/9/2020	<0.0002	
6/1/2021	<0.0002	
8/12/2021	<0.0002	
2/15/2022	<0.0002	
8/25/2022	<0.0002	
2/27/2023		<0.0002
8/8/2023		<0.0002

Prediction Limit

Constituent: Mercury (mg/L) Analysis Run 9/26/2023 2:34 PM View: Appendix I - Intrawell
Plant Scherer Client: Southern Company Data: Scherer Cell 1-CCR

	GWC-9	GWC-9
5/10/2010	<0.0002	
6/16/2010	<0.0002	
7/27/2010	<0.0002	
9/8/2010	<0.0002	
4/29/2011	<0.0002	
10/27/2011	<0.0002	
5/3/2012	<0.0002	
11/11/2012	<0.0002	
5/9/2013	<0.0002	
11/6/2013	8.8E-05	
5/21/2014	<0.0002	
11/12/2014	<0.0002	
5/23/2015	<0.0002	
11/12/2015	<0.0002	
4/13/2016	<0.0002 (D)	
6/22/2016	<0.0002	
8/15/2016	<0.0002	
10/6/2016	<0.0002	
12/1/2016	<0.0002	
2/8/2017	<0.0002	
4/6/2017	<0.0002	
6/21/2017	<0.0002	
10/5/2017	<0.0002	
3/21/2018	<0.0002	
10/2/2018	<0.0002 (X)	
3/27/2019	<0.0002	
9/11/2019	<0.0002	
3/18/2020	<0.0002	
9/9/2020	<0.0002	
4/1/2021	<0.0002	
8/12/2021	<0.0002	
2/15/2022	<0.0002	
8/25/2022	<0.0002	
2/27/2023		<0.0002
8/8/2023		<0.0002

Prediction Limit

Constituent: Nickel (mg/L) Analysis Run 9/26/2023 2:34 PM View: Appendix I - IntraWell
Plant Scherer Client: Southern Company Data: Scherer Cell 1-CCR

	GWA-15	GWA-15
5/9/2010	<0.0018	
6/18/2010	<0.0018	
7/28/2010	<0.0018	
9/9/2010	<0.0018	
4/30/2011	<0.0018	
10/28/2011	<0.0018	
5/2/2012	<0.0018	
11/9/2012	<0.0018	
5/8/2013	<0.0018	
11/5/2013	<0.0018	
5/20/2014	<0.0018	
11/12/2014	<0.0018	
5/22/2015	<0.0018	
11/11/2015	<0.0018	
4/6/2016	0.00202 (J)	
10/4/2016	<0.0018	
4/4/2017	<0.0018	
10/4/2017	<0.0018	
3/20/2018	<0.0018 (D)	
10/2/2018	<0.0018	
3/26/2019	<0.0018	
9/10/2019	0.00081 (J)	
3/18/2020	0.00043 (J)	
9/9/2020	0.00069 (J)	
4/1/2021	0.00049 (J)	
8/11/2021	0.00051 (J)	
2/15/2022	0.00065 (J)	
8/25/2022	0.001	
2/28/2023		0.00057 (J)
8/3/2023		0.00099 (J)

Prediction Limit

Constituent: Nickel (mg/L) Analysis Run 9/26/2023 2:34 PM View: Appendix I - Intravel
Plant Scherer Client: Southern Company Data: Scherer Cell 1-CCR

	GWA-16	GWA-16
5/9/2010	<0.001	
6/16/2010	<0.001	
7/27/2010	<0.001	
9/7/2010	<0.001	
4/29/2011	<0.001	
10/28/2011	<0.001	
5/2/2012	<0.001	
11/9/2012	<0.001	
5/8/2013	<0.001	
11/6/2013	<0.001	
5/20/2014	<0.001	
11/8/2014	<0.001	
5/22/2015	<0.001	
11/9/2015	<0.001	
4/6/2016	<0.001	
10/4/2016	<0.001	
4/4/2017	<0.001	
10/5/2017	<0.001	
3/20/2018	0.04 (O)	
10/2/2018	<0.001	
3/26/2019	<0.001	
9/10/2019	0.00037 (J)	
3/18/2020	<0.001	
9/9/2020	<0.001	
4/1/2021	<0.001	
8/11/2021	<0.001	
2/15/2022	<0.001	
8/25/2022	<0.001	
2/28/2023		<0.001
8/3/2023		<0.001

Prediction Limit

Constituent: Nickel (mg/L) Analysis Run 9/26/2023 2:34 PM View: Appendix I - Intravel
Plant Scherer Client: Southern Company Data: Scherer Cell 1-CCR

	GWA-17	GWA-17
5/8/2010	<0.001	
6/16/2010	<0.001	
7/26/2010	<0.001	
9/7/2010	<0.001	
4/29/2011	<0.001	
10/28/2011	<0.001	
5/2/2012	<0.001	
11/9/2012	<0.001	
5/8/2013	<0.001	
11/6/2013	<0.001	
5/20/2014	<0.001	
11/8/2014	<0.001	
5/22/2015	<0.001	
11/9/2015	<0.001	
4/6/2016	<0.001	
10/5/2016	<0.001	
4/4/2017	<0.001	
10/5/2017	<0.001	
3/20/2018	<0.001	
10/2/2018	<0.001	
3/26/2019	<0.001	
9/10/2019	0.0012	
3/18/2020	<0.001	
9/9/2020	0.00048 (J)	
4/1/2021	0.0004 (J)	
8/11/2021	<0.001	
2/15/2022	<0.001	
8/24/2022	0.00082 (J)	
2/28/2023		<0.001
8/3/2023		<0.001

Prediction Limit

Constituent: Nickel (mg/L) Analysis Run 9/26/2023 2:34 PM View: Appendix I - Intravel
Plant Scherer Client: Southern Company Data: Scherer Cell 1-CCR

	GWC-1	GWC-1
5/11/2010	<0.0018	
6/17/2010	<0.0018	
7/27/2010	<0.0018	
9/9/2010	<0.0018	
4/28/2011	0.0086 (O)	
10/29/2011	<0.0018	
5/3/2012	<0.0018	
11/9/2012	<0.0018	
5/9/2013	<0.0018	
11/5/2013	<0.0018	
5/23/2014	<0.0018	
11/13/2014	<0.0018	
5/23/2015	<0.0018	
11/11/2015	<0.0018	
4/12/2016	<0.0018	
10/4/2016	<0.0018	
4/5/2017	<0.0018	
10/4/2017	<0.0018	
3/20/2018	<0.0018	
10/2/2018	<0.0018	
3/26/2019	<0.0018	
9/10/2019	0.00065 (J)	
3/18/2020	0.00056 (J)	
9/9/2020	0.00047 (J)	
4/1/2021	0.00073 (J)	
8/18/2021	0.0017	
2/15/2022	0.00052 (J)	
8/24/2022	0.00086 (J)	
2/27/2023		0.0013
8/9/2023		0.0071

Prediction Limit

Constituent: Nickel (mg/L) Analysis Run 9/26/2023 2:34 PM View: Appendix I - Intravel
Plant Scherer Client: Southern Company Data: Scherer Cell 1-CCR

	GWC-10	GWC-10
5/10/2010	<0.0018	
6/16/2010	<0.0018	
7/28/2010	<0.0018	
9/8/2010	<0.0018	
4/29/2011	<0.0018	
10/27/2011	<0.0018	
5/4/2012	<0.0018	
11/11/2012	<0.0018	
5/9/2013	<0.0018	
11/5/2013	<0.0018	
5/21/2014	<0.0018	
11/12/2014	<0.0018	
5/23/2015	<0.0018	
11/12/2015	<0.0018	
4/13/2016	0.00271	
10/5/2016	<0.0018	
4/6/2017	<0.0018	
10/5/2017	<0.0018	
3/21/2018	<0.0018	
10/2/2018	0.0018 (J)	
3/27/2019	<0.0018	
9/11/2019	0.0016	
3/18/2020	0.0016	
9/9/2020	0.0021	
4/1/2021	0.0012	
10/18/2021	0.002	
2/15/2022	0.0022	
8/25/2022	0.003	
12/28/2022	0.0017 (R)	
2/21/2023		0.0031
8/9/2023		0.0026

Prediction Limit

Constituent: Nickel (mg/L) Analysis Run 9/26/2023 2:34 PM View: Appendix I - IntraWell

Plant Scherer Client: Southern Company Data: Scherer Cell 1-CCR

	GWC-11	GWC-11
5/10/2010	<0.0018	
6/16/2010	<0.0018	
7/27/2010	<0.0018	
9/8/2010	<0.0018	
4/29/2011	<0.0018	
10/27/2011	<0.0018	
5/4/2012	<0.0018	
11/10/2012	<0.0018	
5/9/2013	<0.0018	
11/6/2013	<0.0018	
5/20/2014	<0.0018	
11/12/2014	<0.0018	
5/24/2015	<0.0018	
11/12/2015	<0.0018	
4/13/2016	<0.0018 (D)	
10/5/2016	<0.0018	
4/6/2017	<0.0018	
10/5/2017	<0.0018	
3/21/2018	<0.0018	
10/2/2018	<0.0018	
3/27/2019	<0.0018	
9/11/2019	0.00066 (J)	
3/18/2020	0.0005 (J)	
9/10/2020	0.0012	
4/1/2021	0.00065 (J)	
8/11/2021	0.0006 (J)	
2/16/2022	0.0007 (J)	
8/25/2022	0.00081 (J)	
2/27/2023		0.00085 (J)
8/9/2023		0.00068 (J)

Prediction Limit

Constituent: Nickel (mg/L) Analysis Run 9/26/2023 2:34 PM View: Appendix I - IntraWell
Plant Scherer Client: Southern Company Data: Scherer Cell 1-CCR

	GWC-12	GWC-12
5/9/2010	<0.0018	
6/18/2010	<0.0018	
7/27/2010	<0.0018	
9/8/2010	<0.0018	
4/29/2011	<0.0018	
10/28/2011	<0.0018	
5/3/2012	<0.0018	
11/10/2012	<0.0018	
5/9/2013	<0.0018	
11/6/2013	<0.0018	
5/20/2014	<0.0018	
11/12/2014	<0.0018	
5/23/2015	<0.0018	
11/12/2015	<0.0018	
4/13/2016	<0.0018 (D)	
10/5/2016	<0.0018	
4/5/2017	<0.0018	
10/5/2017	<0.0018	
3/21/2018	<0.0018 (D)	
10/2/2018	<0.0018	
3/26/2019	<0.0018	
9/11/2019	0.00084 (J)	
3/18/2020	0.0006 (J)	
9/10/2020	0.00088 (J)	
4/1/2021	0.00065 (J)	
8/11/2021	0.0008 (J)	
2/16/2022	0.00076 (J)	
8/26/2022	0.00096 (J)	
2/27/2023		0.0011
8/9/2023		0.00094 (J)

Prediction Limit

Constituent: Nickel (mg/L) Analysis Run 9/26/2023 2:34 PM View: Appendix I - IntraWell
Plant Scherer Client: Southern Company Data: Scherer Cell 1-CCR

	GWC-13	GWC-13
5/9/2010	<0.001	
6/18/2010	<0.001	
7/29/2010	<0.001	
9/9/2010	<0.001	
4/26/2011	<0.001	
10/28/2011	<0.001	
5/4/2012	<0.001	
11/11/2012	<0.001	
5/8/2013	<0.001	
11/7/2013	<0.001	
5/20/2014	<0.001	
11/12/2014	<0.001	
5/24/2015	<0.001	
11/12/2015	<0.001	
4/13/2016	<0.001 (D)	
10/7/2016	<0.001	
4/6/2017	<0.001	
10/6/2017	<0.001	
3/22/2018	<0.001	
10/3/2018	<0.001	
3/26/2019	<0.001	
9/11/2019	0.00039 (J)	
3/18/2020	0.00061 (J)	
9/10/2020	0.00044 (J)	
4/6/2021	0.00053 (J)	
8/11/2021	<0.001	
2/16/2022	<0.001	
8/26/2022	<0.001	
2/27/2023		<0.001
8/9/2023		0.00043 (J)

Prediction Limit

Constituent: Nickel (mg/L) Analysis Run 9/26/2023 2:34 PM View: Appendix I - Intravel
Plant Scherer Client: Southern Company Data: Scherer Cell 1-CCR

	GWC-18	GWC-18
5/10/2010	<0.001	
6/16/2010	<0.001	
7/26/2010	<0.001	
9/7/2010	<0.001	
4/29/2011	<0.001	
10/28/2011	<0.001	
5/2/2012	<0.001	
11/9/2012	<0.001	
5/8/2013	<0.001	
11/6/2013	<0.001	
5/23/2014	<0.001	
11/8/2014	<0.001	
5/22/2015	0.0045 (O)	
11/10/2015	<0.001	
4/11/2016	<0.001	
10/5/2016	<0.001	
4/6/2017	<0.001	
10/5/2017	<0.001	
3/20/2018	<0.001	
10/2/2018	<0.001	
3/26/2019	<0.001	
9/11/2019	0.00048 (J)	
3/18/2020	0.00034 (J)	
9/9/2020	0.00064 (J)	
4/1/2021	<0.001	
8/11/2021	<0.001	
2/16/2022	<0.001	
8/25/2022	<0.001	
2/28/2023		<0.001
8/9/2023		<0.001

Prediction Limit

Constituent: Nickel (mg/L) Analysis Run 9/26/2023 2:34 PM View: Appendix I - Intravel

Plant Scherer Client: Southern Company Data: Scherer Cell 1-CCR

	GWC-19	GWC-19
5/11/2010	<0.001	
6/16/2010	<0.001	
7/27/2010	<0.001	
9/7/2010	<0.001	
4/29/2011	<0.001	
10/28/2011	<0.001	
5/2/2012	<0.001	
11/9/2012	<0.001	
5/9/2013	<0.001	
11/6/2013	<0.001	
5/22/2014	<0.001	
11/8/2014	<0.001	
5/23/2015	0.01 (O)	
11/10/2015	<0.001	
4/11/2016	<0.001	
10/5/2016	<0.001	
4/5/2017	<0.001	
10/5/2017	<0.001	
3/20/2018	<0.001	
10/2/2018	<0.001	
3/26/2019	<0.001	
9/12/2019	0.0015	
3/19/2020	0.00047 (J)	
9/9/2020	0.00039 (J)	
4/5/2021	0.00047 (J)	
8/11/2021	<0.001	
2/16/2022	<0.001	
8/25/2022	0.0017	
2/28/2023		0.0016
8/8/2023		0.00051 (J)

Prediction Limit

Constituent: Nickel (mg/L) Analysis Run 9/26/2023 2:34 PM View: Appendix I - Intravel
Plant Scherer Client: Southern Company Data: Scherer Cell 1-CCR

	GWC-2	GWC-2
5/11/2010	0.0033 (O)	
6/19/2010	<0.0018	
7/27/2010	<0.0018	
9/9/2010	<0.0018	
4/28/2011	<0.0018	
10/28/2011	<0.0018	
5/3/2012	<0.0018	
11/9/2012	<0.0018	
5/9/2013	<0.0018	
11/5/2013	<0.0018	
5/22/2014	<0.0018	
11/13/2014	<0.0018	
5/24/2015	<0.0018	
11/11/2015	<0.0018	
4/12/2016	0.00206 (J)	
10/4/2016	0.0023 (J)	
4/6/2017	<0.0018	
10/4/2017	0.0021 (J)	
3/20/2018	<0.0018	
10/2/2018	<0.0018	
3/26/2019	<0.0018	
9/10/2019	0.0022	
3/18/2020	0.0016	
9/9/2020	0.0016	
4/1/2021	0.0022	
8/12/2021	0.0028	
2/15/2022	0.0018	
8/26/2022	0.002	
2/27/2023		0.0038
8/9/2023		0.0017

Prediction Limit

Constituent: Nickel (mg/L) Analysis Run 9/26/2023 2:34 PM View: Appendix I - Intravel
Plant Scherer Client: Southern Company Data: Scherer Cell 1-CCR

	GWC-20	GWC-20
5/11/2010	<0.001	
6/17/2010	<0.001	
7/27/2010	<0.001	
9/7/2010	<0.001	
4/29/2011	<0.001	
10/28/2011	0.003 (J)	
5/3/2012	<0.001	
11/10/2012	<0.001	
5/9/2013	<0.001	
11/6/2013	<0.001	
5/22/2014	<0.001	
11/9/2014	<0.001	
5/24/2015	0.0063 (O)	
11/10/2015	<0.001	
4/12/2016	<0.001	
10/5/2016	<0.001	
4/6/2017	0.002 (J)	
10/5/2017	<0.001	
3/21/2018	<0.001	
10/3/2018	<0.001	
3/26/2019	<0.001	
9/12/2019	0.00097 (J)	
3/19/2020	0.00098 (J)	
9/10/2020	0.00098 (J)	
4/5/2021	0.00048 (J)	
8/11/2021	0.00056 (J)	
2/16/2022	0.00055 (J)	
8/25/2022	0.00074 (J)	
2/28/2023		<0.001
8/8/2023		0.00067 (J)

Prediction Limit

Constituent: Nickel (mg/L) Analysis Run 9/26/2023 2:34 PM View: Appendix I - Intravel
Plant Scherer Client: Southern Company Data: Scherer Cell 1-CCR

	GWC-3	GWC-3
5/11/2010	<0.0018	
6/17/2010	<0.0018	
7/28/2010	0.019 (O)	
9/7/2010	0.0093 (O)	
4/29/2011	<0.0018	
10/28/2011	<0.0018	
5/3/2012	<0.0018	
11/9/2012	0.0035 (J)	
5/10/2013	0.0081 (O)	
11/6/2013	<0.0018	
5/22/2014	<0.0018	
11/9/2014	<0.0018	
5/22/2015	<0.0018	
11/10/2015	<0.0018	
4/12/2016	<0.0018 (D)	
10/5/2016	<0.0018	
4/6/2017	<0.0018	
10/5/2017	<0.0018	
3/21/2018	0.0022 (J)	
10/3/2018	0.0018 (J)	
3/26/2019	<0.0018	
9/10/2019	0.0016	
3/18/2020	0.00091 (J)	
9/10/2020	0.0014	
4/6/2021	0.0018	
8/12/2021	0.0029	
2/15/2022	0.0013	
8/25/2022	0.0024	
2/28/2023		0.0011
8/9/2023		0.00078 (J)

Prediction Limit

Constituent: Nickel (mg/L) Analysis Run 9/26/2023 2:34 PM View: Appendix I - Intravel
Plant Scherer Client: Southern Company Data: Scherer Cell 1-CCR

	GWC-4	GWC-4
5/11/2010	<0.0018	
6/17/2010	<0.0018	
7/28/2010	<0.0018	
9/8/2010	<0.0018	
4/28/2011	<0.0018	
10/29/2011	<0.0018	
5/3/2012	<0.0018	
11/10/2012	<0.0018	
5/10/2013	<0.0018	
11/6/2013	<0.0018	
5/22/2014	<0.0018	
11/9/2014	<0.0018	
5/22/2015	<0.0018	
11/11/2015	<0.0018	
4/12/2016	<0.0018	
10/6/2016	0.0021 (J)	
4/6/2017	<0.0018	
10/6/2017	<0.0018	
3/21/2018	<0.0018	
10/3/2018	<0.0018	
3/26/2019	0.0036	
9/10/2019	0.00079 (J)	
3/19/2020	0.00073 (J)	
9/10/2020	0.0013	
4/2/2021	0.0012	
8/12/2021	0.00076 (J)	
2/15/2022	0.00076 (J)	
8/25/2022	0.0015	
2/27/2023		0.0012
8/8/2023		0.001

Prediction Limit

Constituent: Nickel (mg/L) Analysis Run 9/26/2023 2:34 PM View: Appendix I - Intravel
Plant Scherer Client: Southern Company Data: Scherer Cell 1-CCR

	GWC-5	GWC-5
5/11/2010	<0.001	
6/18/2010	<0.001	
7/27/2010	<0.001	
9/9/2010	<0.001	
4/29/2011	<0.001	
10/28/2011	<0.001	
5/4/2012	<0.001	
11/10/2012	<0.001	
5/9/2013	<0.001	
11/6/2013	<0.001	
5/22/2014	<0.001	
11/9/2014	<0.001	
5/24/2015	0.006 (O)	
11/11/2015	<0.001	
4/19/2016	0.00268 (J)	
10/6/2016	<0.001	
4/6/2017	0.0018 (J)	
10/5/2017	<0.001	
3/22/2018	0.0019 (J)	
10/3/2018	<0.001	
3/27/2019	<0.001	
9/11/2019	0.0007 (J)	
3/18/2020	0.00068 (J)	
9/9/2020	0.00039 (J)	
4/1/2021	0.00042 (J)	
8/12/2021	0.00061 (J)	
2/15/2022	0.001	
8/25/2022	0.00071 (J)	
2/28/2023		<0.001
8/8/2023		<0.001

Prediction Limit

Constituent: Nickel (mg/L) Analysis Run 9/26/2023 2:34 PM View: Appendix I - Intravel
Plant Scherer Client: Southern Company Data: Scherer Cell 1-CCR

	GWC-6	GWC-6
5/11/2010	0.0034	
6/18/2010	0.0046	
7/27/2010	<0.0018	
9/9/2010	<0.0018	
4/30/2011	<0.0018	
10/29/2011	<0.0018	
5/4/2012	<0.0018	
11/10/2012	0.0053	
5/9/2013	<0.0018	
11/7/2013	<0.0018	
5/21/2014	<0.0018	
11/9/2014	<0.0018	
5/24/2015	0.0047	
11/11/2015	<0.0018	
4/12/2016	<0.0018	
10/6/2016	<0.0018	
4/6/2017	<0.0018	
10/6/2017	<0.0018	
3/21/2018	<0.0018	
10/3/2018	<0.0018	
3/26/2019	<0.0018	
9/11/2019	0.00099 (J)	
3/18/2020	0.00062 (J)	
9/10/2020	0.0009 (J)	
4/5/2021	0.00088 (J)	
8/11/2021	0.00074 (J)	
2/15/2022	0.00089 (J)	
8/25/2022	0.0013	
2/27/2023		0.0008 (J)
8/8/2023		0.00075 (J)

Prediction Limit

Constituent: Nickel (mg/L) Analysis Run 9/26/2023 2:34 PM View: Appendix I - Intravel
Plant Scherer Client: Southern Company Data: Scherer Cell 1-CCR

	GWC-7	GWC-7
5/10/2010	<0.001	
6/18/2010	<0.001	
7/28/2010	<0.001	
9/9/2010	<0.001	
4/30/2011	<0.001	
10/29/2011	<0.001	
5/4/2012	<0.001	
11/10/2012	<0.001	
5/9/2013	<0.001	
11/7/2013	<0.001	
5/21/2014	<0.001	
11/12/2014	<0.001	
5/24/2015	0.0044	
11/11/2015	<0.001	
4/13/2016	<0.001 (D)	
10/6/2016	<0.001	
4/7/2017	<0.001	
10/6/2017	<0.001	
3/22/2018	<0.001	
10/4/2018	<0.001	
3/27/2019	<0.001	
9/11/2019	0.00046 (J)	
3/19/2020	<0.001	
9/10/2020	0.0007 (J)	
4/1/2021	0.00036 (J)	
8/11/2021	<0.001	
2/15/2022	<0.001	
8/25/2022	0.0015	
2/27/2023		0.01
5/2/2023		<0.001
8/8/2023		<0.001

Prediction Limit

Constituent: Nickel (mg/L) Analysis Run 9/26/2023 2:34 PM View: Appendix I - Intravel
Plant Scherer Client: Southern Company Data: Scherer Cell 1-CCR

	GWC-8A	GWC-8A
5/10/2010	<0.0018	
6/19/2010	<0.0018	
7/28/2010	<0.0018	
9/8/2010	<0.0018	
4/30/2011	0.008 (O)	
10/27/2011	0.0044 (J)	
5/4/2012	0.0032 (J)	
11/11/2012	0.0069	
5/10/2013	0.0093 (O)	
11/7/2013	0.0033 (J)	
5/21/2014	<0.0018	
11/13/2014	0.0049 (J)	
5/23/2015	0.003 (J)	
11/11/2015	<0.0018	
4/19/2016	0.00247 (J)	
10/10/2016	<0.0018	
4/7/2017	0.0022 (J)	
10/9/2017	<0.0018	
3/22/2018	<0.0018	
10/4/2018	<0.0018	
3/27/2019	<0.0018	
9/11/2019	0.0013	
3/18/2020	0.0044	
9/9/2020	0.0036	
4/5/2021	0.0058	
8/12/2021	0.0035	
2/15/2022	0.0055	
8/25/2022	0.0053	
2/27/2023		0.007
5/2/2023		0.0062
8/8/2023		0.0087

Prediction Limit

Constituent: Nickel (mg/L) Analysis Run 9/26/2023 2:34 PM View: Appendix I - Intravel
Plant Scherer Client: Southern Company Data: Scherer Cell 1-CCR

	GWC-9	GWC-9
5/10/2010	<0.001	
6/16/2010	<0.001	
7/27/2010	<0.001	
9/8/2010	<0.001	
4/29/2011	<0.001	
10/27/2011	<0.001	
5/3/2012	<0.001	
11/11/2012	<0.001	
5/9/2013	<0.001	
11/6/2013	<0.001	
5/21/2014	<0.001	
11/12/2014	<0.001	
5/23/2015	<0.001	
11/12/2015	<0.001	
4/13/2016	<0.001 (D)	
10/6/2016	<0.001	
4/6/2017	<0.001	
10/5/2017	<0.001	
3/21/2018	<0.001	
10/2/2018	<0.001	
3/27/2019	<0.001	
9/11/2019	0.00063 (J)	
3/18/2020	<0.001	
9/9/2020	0.00046 (J)	
4/1/2021	0.00058 (J)	
8/12/2021	0.00045 (J)	
2/15/2022	<0.001	
8/25/2022	0.0042	
12/28/2022	0.00068 (J,R)	
2/27/2023		0.00091 (J)
8/8/2023		0.00066 (J)

Prediction Limit

Constituent: Selenium, Total (mg/L) Analysis Run 9/26/2023 2:34 PM View: Appendix I - Intrawell

Plant Scherer Client: Southern Company Data: Scherer Cell 1-CCR

	GWA-15	GWA-15
5/9/2010	<0.005	
6/18/2010	<0.005	
7/28/2010	<0.005	
9/9/2010	<0.005	
4/30/2011	<0.005	
10/28/2011	<0.005	
5/2/2012	<0.005	
11/9/2012	<0.005	
5/8/2013	<0.005	
11/5/2013	<0.005	
5/20/2014	<0.005	
11/12/2014	<0.005	
5/22/2015	<0.005	
11/11/2015	<0.005	
4/6/2016	<0.005	
6/15/2016	<0.005	
8/10/2016	<0.005	
10/4/2016	<0.005	
11/30/2016	<0.005	
2/7/2017	<0.005	
4/4/2017	0.00067 (J)	
6/20/2017	<0.005	
10/4/2017	<0.005	
3/20/2018	<0.005 (XD)	
10/2/2018	<0.005	
3/26/2019	<0.005	
9/10/2019	<0.005	
3/18/2020	<0.005	
9/9/2020	<0.005	
4/1/2021	<0.005	
8/11/2021	<0.005	
2/15/2022	<0.005	
8/25/2022	<0.005	
2/28/2023		<0.005
8/3/2023		<0.005

Prediction Limit

Constituent: Selenium, Total (mg/L) Analysis Run 9/26/2023 2:34 PM View: Appendix I - Intrawell
Plant Scherer Client: Southern Company Data: Scherer Cell 1-CCR

	GWA-16	GWA-16
5/9/2010	<0.005	
6/16/2010	<0.005	
7/27/2010	<0.005	
9/7/2010	<0.005	
4/29/2011	<0.005	
10/28/2011	<0.005	
5/2/2012	<0.005	
11/9/2012	<0.005	
5/8/2013	<0.005	
11/6/2013	<0.005	
5/20/2014	<0.005	
11/8/2014	<0.005	
5/22/2015	<0.005	
11/9/2015	0.0043	
4/6/2016	<0.005	
6/15/2016	<0.005	
8/10/2016	<0.005	
10/4/2016	<0.005	
11/29/2016	0.00024 (J)	
2/7/2017	<0.005	
4/4/2017	0.0017	
6/20/2017	<0.005	
10/5/2017	<0.005	
3/20/2018	<0.005	
10/2/2018	<0.005	
3/26/2019	<0.005	
9/10/2019	<0.005	
3/18/2020	<0.005	
9/9/2020	<0.005	
4/1/2021	<0.005	
8/11/2021	<0.005	
2/15/2022	<0.005	
8/25/2022	<0.005	
2/28/2023		<0.005
8/3/2023		<0.005

Prediction Limit

Constituent: Selenium, Total (mg/L) Analysis Run 9/26/2023 2:34 PM View: Appendix I - Intrawell

Plant Scherer Client: Southern Company Data: Scherer Cell 1-CCR

	GWA-17	GWA-17
5/8/2010	<0.005	
6/16/2010	<0.005	
7/26/2010	<0.005	
9/7/2010	<0.005	
4/29/2011	<0.005	
10/28/2011	<0.005	
5/2/2012	<0.005	
11/9/2012	<0.005	
5/8/2013	0.0044	
11/6/2013	<0.005	
5/20/2014	<0.005	
11/8/2014	<0.005	
5/22/2015	<0.005	
11/9/2015	<0.005	
4/6/2016	<0.005	
6/15/2016	<0.005	
8/10/2016	<0.005	
10/5/2016	<0.005	
11/29/2016	<0.005	
2/7/2017	<0.005	
4/4/2017	<0.005	
6/20/2017	<0.005	
10/5/2017	0.00027 (J)	
3/20/2018	<0.005	
10/2/2018	<0.005	
3/26/2019	<0.005	
9/10/2019	<0.005	
3/18/2020	<0.005	
9/9/2020	<0.005	
4/1/2021	<0.005	
8/11/2021	<0.005	
2/15/2022	<0.005	
8/24/2022	<0.005	
2/28/2023		<0.005
8/3/2023		<0.005

Prediction Limit

Constituent: Selenium, Total (mg/L) Analysis Run 9/26/2023 2:34 PM View: Appendix I - Intrawell

Plant Scherer Client: Southern Company Data: Scherer Cell 1-CCR

	GWC-1	GWC-1
5/11/2010	<0.005	
6/17/2010	<0.005	
7/27/2010	<0.005	
9/9/2010	<0.005	
4/28/2011	<0.005	
10/29/2011	<0.005	
5/3/2012	<0.005	
11/9/2012	<0.005	
5/9/2013	<0.005	
11/5/2013	<0.005	
5/23/2014	<0.005	
11/13/2014	<0.005	
5/23/2015	0.0053	
11/11/2015	<0.005	
4/12/2016	<0.005	
6/16/2016	<0.005	
8/11/2016	<0.005	
10/4/2016	0.00037 (J)	
11/30/2016	<0.005	
2/7/2017	<0.005	
4/5/2017	<0.005	
6/20/2017	<0.005	
10/4/2017	<0.005	
3/20/2018	<0.005 (X)	
10/2/2018	<0.005	
3/26/2019	<0.005	
9/10/2019	<0.005	
3/18/2020	<0.005	
9/9/2020	<0.005	
4/1/2021	<0.005	
8/18/2021	<0.005	
2/15/2022	<0.005	
8/24/2022	<0.005	
2/27/2023		<0.005
8/9/2023		<0.005

Prediction Limit

Constituent: Selenium, Total (mg/L) Analysis Run 9/26/2023 2:34 PM View: Appendix I - Intrawell
Plant Scherer Client: Southern Company Data: Scherer Cell 1-CCR

	GWC-10	GWC-10
5/10/2010	<0.005	
6/16/2010	<0.005	
7/28/2010	<0.005	
9/8/2010	<0.005	
4/29/2011	<0.005	
10/27/2011	<0.005	
5/4/2012	<0.005	
11/11/2012	<0.005	
5/9/2013	<0.005	
11/5/2013	<0.005	
5/21/2014	<0.005	
11/12/2014	<0.005	
5/23/2015	0.0043	
11/12/2015	0.0046	
4/13/2016	<0.005 (D)	
6/21/2016	<0.005	
8/15/2016	<0.005	
10/5/2016	<0.005	
12/1/2016	<0.005	
2/8/2017	<0.005	
4/6/2017	<0.005	
6/21/2017	<0.005	
10/5/2017	<0.005	
3/21/2018	<0.005	
10/2/2018	<0.005	
3/27/2019	<0.005	
9/11/2019	<0.005	
3/18/2020	<0.005	
9/9/2020	<0.005	
4/1/2021	<0.005	
8/17/2021	<0.005	
2/15/2022	<0.005	
8/25/2022	<0.005	
2/21/2023		<0.005
8/9/2023		<0.005

Prediction Limit

Constituent: Selenium, Total (mg/L) Analysis Run 9/26/2023 2:34 PM View: Appendix I - Intrawell
Plant Scherer Client: Southern Company Data: Scherer Cell 1-CCR

	GWC-11	GWC-11
5/10/2010	<0.005	
6/16/2010	<0.005	
7/27/2010	<0.005	
9/8/2010	<0.005	
4/29/2011	<0.005	
10/27/2011	<0.005	
5/4/2012	<0.005	
11/10/2012	<0.005	
5/9/2013	<0.005	
11/6/2013	<0.005	
5/20/2014	<0.005	
11/12/2014	<0.005	
5/24/2015	0.005	
11/12/2015	0.0042	
4/13/2016	<0.005 (D)	
6/21/2016	<0.005	
8/15/2016	<0.005	
10/5/2016	<0.005	
12/1/2016	<0.005	
2/8/2017	<0.005	
4/6/2017	0.00031 (J)	
6/20/2017	<0.005	
10/5/2017	<0.005	
3/21/2018	<0.005	
10/2/2018	<0.005	
3/27/2019	<0.005	
3/18/2020	<0.005	
9/10/2020	<0.005	
4/1/2021	<0.005	
8/11/2021	<0.005	
2/16/2022	<0.005	
8/25/2022	<0.005	
2/27/2023		<0.005
8/9/2023		<0.005

Prediction Limit

Constituent: Selenium, Total (mg/L) Analysis Run 9/26/2023 2:34 PM View: Appendix I - Intrawell

Plant Scherer Client: Southern Company Data: Scherer Cell 1-CCR

	GWC-12	GWC-12
5/9/2010	<0.005	
6/18/2010	<0.005	
7/27/2010	<0.005	
9/8/2010	<0.005	
4/29/2011	<0.005	
10/28/2011	0.004	
5/3/2012	<0.005	
11/10/2012	<0.005	
5/9/2013	<0.005	
11/6/2013	<0.005	
5/20/2014	<0.005	
11/12/2014	<0.005	
5/23/2015	<0.005	
11/12/2015	<0.005	
4/13/2016	<0.005 (D)	
6/21/2016	<0.005	
8/15/2016	<0.005	
10/5/2016	<0.005	
12/1/2016	<0.005	
2/8/2017	<0.005	
4/5/2017	<0.005	
6/20/2017	<0.005	
10/5/2017	<0.005	
3/21/2018	<0.005 (D)	
10/2/2018	<0.005	
3/26/2019	<0.005	
9/11/2019	<0.005	
3/18/2020	<0.005	
9/10/2020	<0.005	
4/1/2021	<0.005	
8/11/2021	<0.005	
2/16/2022	<0.005	
8/26/2022	<0.005	
2/27/2023		<0.005
8/9/2023		<0.005

Prediction Limit

Constituent: Selenium, Total (mg/L) Analysis Run 9/26/2023 2:34 PM View: Appendix I - Intrawell
Plant Scherer Client: Southern Company Data: Scherer Cell 1-CCR

	GWC-14	GWC-14
5/9/2010	<0.005	
6/18/2010	<0.005	
7/28/2010	<0.005	
9/9/2010	<0.005	
4/30/2011	<0.005	
10/28/2011	<0.005	
5/3/2012	<0.005	
11/10/2012	<0.005	
5/8/2013	<0.005	
11/5/2013	<0.005	
5/20/2014	<0.005	
11/12/2014	<0.005	
5/24/2015	<0.005	
11/11/2015	0.0052	
4/13/2016	<0.005 (D)	
6/21/2016	<0.005	
8/15/2016	<0.005	
10/4/2016	<0.005	
12/1/2016	0.00025 (J)	
2/7/2017	<0.005	
4/6/2017	<0.005	
6/20/2017	<0.005	
10/5/2017	<0.005	
3/20/2018	<0.005	
10/2/2018	<0.005	
3/26/2019	<0.005	
9/11/2019	<0.005	
3/18/2020	<0.005	
9/9/2020	<0.005	
4/1/2021	<0.005	
8/11/2021	<0.005	
2/16/2022	<0.005	
8/26/2022	<0.005	
2/27/2023		<0.005
8/9/2023		<0.005

Prediction Limit

Constituent: Selenium, Total (mg/L) Analysis Run 9/26/2023 2:34 PM View: Appendix I - Intrawell

Plant Scherer Client: Southern Company Data: Scherer Cell 1-CCR

	GWC-18	GWC-18
5/10/2010	<0.005	
6/16/2010	<0.005	
7/26/2010	<0.005	
9/7/2010	<0.005	
4/29/2011	<0.005	
10/28/2011	<0.005	
5/2/2012	<0.005	
11/9/2012	<0.005	
5/8/2013	<0.005	
11/6/2013	<0.005	
5/23/2014	<0.005	
11/8/2014	<0.005	
5/22/2015	<0.005	
11/10/2015	0.0041	
4/11/2016	<0.005	
6/16/2016	<0.005	
8/11/2016	<0.005	
10/5/2016	<0.005	
11/29/2016	<0.005	
2/8/2017	<0.005	
4/6/2017	<0.005	
6/21/2017	<0.005	
10/5/2017	<0.005	
3/20/2018	<0.005	
10/2/2018	<0.005	
3/26/2019	<0.005	
9/11/2019	<0.005	
3/18/2020	<0.005	
9/9/2020	<0.005	
4/1/2021	<0.005	
8/11/2021	<0.005	
2/16/2022	<0.005	
8/25/2022	<0.005	
2/28/2023		<0.005
8/9/2023		<0.005

Prediction Limit

Constituent: Selenium, Total (mg/L) Analysis Run 9/26/2023 2:34 PM View: Appendix I - Intrawell
Plant Scherer Client: Southern Company Data: Scherer Cell 1-CCR

	GWC-19	GWC-19
5/11/2010	<0.005	
6/16/2010	<0.005	
7/27/2010	<0.005	
9/7/2010	<0.005	
4/29/2011	<0.005	
10/28/2011	<0.005	
5/2/2012	<0.005	
11/9/2012	<0.005	
5/9/2013	<0.005	
11/6/2013	<0.005	
5/22/2014	<0.005	
11/8/2014	<0.005	
5/23/2015	<0.005	
11/10/2015	0.0044	
4/11/2016	<0.005	
6/16/2016	<0.005	
8/11/2016	<0.005	
10/5/2016	<0.005	
11/29/2016	<0.005	
2/8/2017	<0.005	
4/5/2017	<0.005	
6/21/2017	<0.005	
10/5/2017	<0.005	
3/20/2018	<0.005	
10/2/2018	<0.005	
3/26/2019	<0.005	
9/12/2019	<0.005	
3/19/2020	<0.005	
9/9/2020	<0.005	
4/5/2021	<0.005	
8/11/2021	<0.005	
2/16/2022	<0.005	
8/25/2022	<0.005	
2/28/2023		<0.005
8/8/2023		<0.005

Prediction Limit

Constituent: Selenium, Total (mg/L) Analysis Run 9/26/2023 2:34 PM View: Appendix I - Intrawell

Plant Scherer Client: Southern Company Data: Scherer Cell 1-CCR

	GWC-2	GWC-2
5/11/2010	<0.005	
6/19/2010	<0.005	
7/27/2010	<0.005	
9/9/2010	<0.005	
4/28/2011	<0.005	
10/28/2011	<0.005	
5/3/2012	<0.005	
11/9/2012	<0.005	
5/9/2013	<0.005	
11/5/2013	<0.005	
5/22/2014	<0.005	
11/13/2014	<0.005	
5/24/2015	0.0044	
11/11/2015	0.0045	
4/12/2016	<0.005	
6/16/2016	<0.005	
8/11/2016	<0.005	
10/4/2016	<0.005	
11/30/2016	<0.005	
2/7/2017	<0.005	
4/6/2017	0.0023	
6/20/2017	<0.005	
10/4/2017	<0.005	
3/20/2018	<0.005 (X)	
10/2/2018	<0.005	
3/26/2019	<0.005	
9/10/2019	<0.005	
3/18/2020	<0.005	
9/9/2020	<0.005	
4/1/2021	<0.005	
8/12/2021	<0.005	
2/15/2022	<0.005	
8/26/2022	<0.005	
2/27/2023		0.00075 (J)
8/9/2023		<0.005

Prediction Limit

Constituent: Selenium, Total (mg/L) Analysis Run 9/26/2023 2:34 PM View: Appendix I - Intrawell

Plant Scherer Client: Southern Company Data: Scherer Cell 1-CCR

	GWC-3	GWC-3
5/11/2010	<0.005	
6/17/2010	<0.005	
7/28/2010	<0.005	
9/7/2010	<0.005	
4/29/2011	<0.005	
10/28/2011	<0.005	
5/3/2012	<0.005	
11/9/2012	<0.005	
5/10/2013	<0.005	
11/6/2013	<0.005	
5/22/2014	<0.005	
11/9/2014	<0.005	
5/22/2015	<0.005	
11/10/2015	<0.005	
4/12/2016	<0.005 (D)	
6/20/2016	<0.005	
8/12/2016	0.00036 (J)	
10/5/2016	<0.005	
11/30/2016	<0.005	
2/8/2017	<0.005	
4/6/2017	<0.005	
6/21/2017	<0.005	
10/5/2017	<0.005	
3/21/2018	<0.005	
10/3/2018	<0.005	
3/26/2019	<0.005	
9/10/2019	<0.005	
3/18/2020	<0.005	
9/10/2020	<0.005	
4/6/2021	<0.005	
8/12/2021	<0.005	
2/15/2022	<0.005	
8/25/2022	<0.005	
2/28/2023		<0.005
8/9/2023		<0.005

Prediction Limit

Constituent: Selenium, Total (mg/L) Analysis Run 9/26/2023 2:34 PM View: Appendix I - Intrawell
Plant Scherer Client: Southern Company Data: Scherer Cell 1-CCR

	GWC-4	GWC-4
5/11/2010	<0.005	
6/17/2010	<0.005	
7/28/2010	<0.005	
9/8/2010	<0.005	
4/28/2011	<0.005	
10/29/2011	<0.005	
5/3/2012	<0.005	
11/10/2012	<0.005	
5/10/2013	<0.005	
11/6/2013	<0.005	
5/22/2014	<0.005	
11/9/2014	<0.005	
5/22/2015	<0.005	
11/11/2015	<0.005	
4/12/2016	<0.005	
6/20/2016	<0.005	
8/12/2016	<0.005	
10/6/2016	<0.005	
11/30/2016	<0.005	
2/8/2017	<0.005	
4/6/2017	<0.005	
6/22/2017	<0.005	
10/6/2017	<0.005	
3/21/2018	<0.005 (X)	
10/3/2018	<0.005	
3/26/2019	<0.005	
9/10/2019	<0.005	
3/19/2020	<0.005	
9/10/2020	<0.005	
4/2/2021	<0.005	
8/12/2021	<0.005	
2/15/2022	0.0013 (J)	
8/25/2022	0.0012 (J)	
2/27/2023		0.0039 (J)
8/8/2023		0.0041 (J)

Prediction Limit

Constituent: Selenium, Total (mg/L) Analysis Run 9/26/2023 2:34 PM View: Appendix I - Intrawell

Plant Scherer Client: Southern Company Data: Scherer Cell 1-CCR

	GWC-5	GWC-5
5/11/2010	<0.01	
6/18/2010	<0.01	
7/27/2010	<0.01	
9/9/2010	<0.01	
4/29/2011	<0.01	
10/28/2011	<0.01	
5/4/2012	<0.01	
11/10/2012	<0.01	
5/9/2013	<0.01	
11/6/2013	<0.01	
5/22/2014	<0.01	
11/9/2014	<0.01	
5/24/2015	0.013 (J)	
11/11/2015	0.037	
4/19/2016	0.0587	
6/22/2016	0.0435	
8/16/2016	0.029	
10/6/2016	0.027	
12/1/2016	0.029	
2/9/2017	0.031	
4/6/2017	0.043	
6/21/2017	0.052	
10/5/2017	0.038	
3/22/2018	0.038	
10/3/2018	0.021	
3/27/2019	0.023	
9/11/2019	0.0079	
3/18/2020	0.014	
9/9/2020	0.0054	
4/1/2021	0.0065	
8/12/2021	0.0088	
2/15/2022	0.0058	
8/25/2022	0.0043 (J)	
2/28/2023		0.0033 (J)
8/8/2023		0.003 (J)

Prediction Limit

Constituent: Selenium, Total (mg/L) Analysis Run 9/26/2023 2:34 PM View: Appendix I - Intrawell

Plant Scherer Client: Southern Company Data: Scherer Cell 1-CCR

	GWC-6	GWC-6
5/11/2010	<0.005	
6/18/2010	<0.005	
7/27/2010	<0.005	
9/9/2010	<0.005	
4/30/2011	<0.005	
10/29/2011	<0.005	
5/4/2012	<0.005	
11/10/2012	<0.005	
5/9/2013	<0.005	
11/7/2013	<0.005	
5/21/2014	<0.005	
11/9/2014	<0.005	
5/24/2015	<0.005	
11/11/2015	0.007	
4/12/2016	<0.005	
6/20/2016	0.00032 (J)	
8/12/2016	0.00035 (J)	
10/6/2016	0.00029 (J)	
11/30/2016	0.00026 (J)	
2/9/2017	<0.005	
4/6/2017	<0.005	
6/21/2017	0.00031 (J)	
10/6/2017	<0.005	
3/21/2018	<0.005 (X)	
10/3/2018	0.00056 (J)	
3/26/2019	<0.005	
9/11/2019	<0.005	
3/18/2020	<0.005	
9/10/2020	<0.005	
4/5/2021	<0.005	
8/11/2021	<0.005	
2/15/2022	<0.005	
8/25/2022	<0.005	
2/27/2023		<0.005
8/8/2023		<0.005

Prediction Limit

Constituent: Selenium, Total (mg/L) Analysis Run 9/26/2023 2:34 PM View: Appendix I - Intrawell

Plant Scherer Client: Southern Company Data: Scherer Cell 1-CCR

	GWC-7	GWC-7
5/10/2010	<0.005	
6/18/2010	<0.005	
7/28/2010	<0.005	
9/9/2010	<0.005	
4/30/2011	<0.005	
10/29/2011	<0.005	
5/4/2012	<0.005	
11/10/2012	<0.005	
5/9/2013	<0.005	
11/7/2013	<0.005	
5/21/2014	<0.005	
11/12/2014	<0.005	
5/24/2015	0.0053	
11/11/2015	0.0049	
4/13/2016	<0.005 (D)	
6/20/2016	<0.005	
8/15/2016	<0.005	
10/6/2016	<0.005	
12/1/2016	<0.005	
2/9/2017	<0.005	
4/7/2017	<0.005	
6/22/2017	<0.005	
10/6/2017	<0.005	
3/22/2018	<0.005	
10/4/2018	<0.005	
3/27/2019	<0.005	
9/11/2019	<0.005	
3/19/2020	<0.005	
9/10/2020	<0.005	
4/1/2021	<0.005	
8/11/2021	<0.005	
2/15/2022	<0.005	
8/25/2022	<0.005	
2/27/2023		<0.005
8/8/2023		<0.005

Prediction Limit

Constituent: Selenium, Total (mg/L) Analysis Run 9/26/2023 2:34 PM View: Appendix I - Intrawell
Plant Scherer Client: Southern Company Data: Scherer Cell 1-CCR

	GWC-8A	GWC-8A
5/10/2010	<0.005	
6/19/2010	<0.005	
7/28/2010	<0.005	
9/8/2010	<0.005	
4/30/2011	<0.005	
10/27/2011	<0.005	
5/4/2012	<0.005	
11/11/2012	<0.005	
5/10/2013	<0.005	
11/7/2013	<0.005	
5/21/2014	<0.005	
11/13/2014	<0.005	
5/23/2015	0.0045	
11/11/2015	0.0043	
4/19/2016	<0.005	
10/10/2016	<0.005	
12/1/2016	<0.005	
2/9/2017	<0.005	
4/7/2017	<0.005	
6/21/2017	<0.005	
8/15/2017	<0.005	
9/1/2017	0.00044 (J)	
10/9/2017	<0.005	
3/22/2018	0.00032 (J)	
10/4/2018	<0.005	
3/27/2019	<0.005	
9/11/2019	<0.005	
3/18/2020	<0.005	
9/9/2020	<0.005	
4/5/2021	<0.005	
8/12/2021	<0.005	
2/15/2022	<0.005	
8/25/2022	<0.005	
2/27/2023		<0.005
8/8/2023		<0.005

Prediction Limit

Constituent: Selenium, Total (mg/L) Analysis Run 9/26/2023 2:34 PM View: Appendix I - Intrawell
Plant Scherer Client: Southern Company Data: Scherer Cell 1-CCR

	GWC-9	GWC-9
5/10/2010	<0.005	
6/16/2010	<0.005	
7/27/2010	<0.005	
9/8/2010	<0.005	
4/29/2011	<0.005	
10/27/2011	<0.005	
5/3/2012	<0.005	
11/11/2012	<0.005	
5/9/2013	<0.005	
11/6/2013	<0.005	
5/21/2014	<0.005	
11/12/2014	<0.005	
5/23/2015	<0.005	
11/12/2015	0.0065	
4/13/2016	<0.005 (D)	
6/22/2016	<0.005	
8/15/2016	<0.005	
10/6/2016	<0.005	
12/1/2016	<0.005	
2/8/2017	<0.005	
4/6/2017	<0.005	
6/21/2017	<0.005	
10/5/2017	<0.005	
3/21/2018	<0.005 (X)	
10/2/2018	<0.005	
3/27/2019	<0.005	
9/11/2019	<0.005	
3/18/2020	<0.005	
9/9/2020	<0.005	
4/1/2021	<0.005	
8/12/2021	<0.005	
2/15/2022	<0.005	
8/25/2022	<0.005	
2/27/2023		<0.005
8/8/2023		<0.005

Prediction Limit

Constituent: Thallium, Total (mg/L) Analysis Run 9/26/2023 2:34 PM View: Appendix I - Intravel

Plant Scherer Client: Southern Company Data: Scherer Cell 1-CCR

	GWA-15	GWA-15
5/9/2010	<0.001	
6/18/2010	<0.001	
7/28/2010	<0.001	
9/9/2010	<0.001	
4/30/2011	<0.001	
10/28/2011	<0.001	
5/2/2012	<0.001	
11/9/2012	<0.001	
5/8/2013	<0.001	
11/5/2013	<0.001	
5/20/2014	<0.001	
11/12/2014	<0.001	
5/22/2015	<0.001	
11/11/2015	<0.001	
4/6/2016	<0.001	
6/15/2016	<0.001	
8/10/2016	<0.001	
10/4/2016	<0.001	
11/30/2016	<0.001	
2/7/2017	<0.001	
4/4/2017	<0.001	
6/20/2017	<0.001	
10/4/2017	<0.001	
3/20/2018	<0.001 (D)	
10/2/2018	<0.001	
3/26/2019	<0.001	
9/10/2019	<0.001	
3/18/2020	<0.001	
9/9/2020	0.00025 (J)	
4/1/2021	<0.001	
8/11/2021	<0.001	
2/15/2022	<0.001	
8/25/2022	<0.001	
2/28/2023		<0.001
8/3/2023		<0.001

Prediction Limit

Constituent: Thallium, Total (mg/L) Analysis Run 9/26/2023 2:34 PM View: Appendix I - Intravel
Plant Scherer Client: Southern Company Data: Scherer Cell 1-CCR

	GWA-16	GWA-16
5/9/2010	<0.001	
6/16/2010	<0.001	
7/27/2010	<0.001	
9/7/2010	<0.001	
4/29/2011	<0.001	
10/28/2011	<0.001	
5/2/2012	<0.001	
11/9/2012	<0.001	
5/8/2013	0.0003	
11/6/2013	<0.001	
5/20/2014	<0.001	
11/8/2014	<0.001	
5/22/2015	<0.001	
11/9/2015	<0.001	
4/6/2016	<0.001	
6/15/2016	<0.001	
8/10/2016	<0.001	
10/4/2016	<0.001	
11/29/2016	<0.001	
2/7/2017	<0.001	
4/4/2017	<0.001	
6/20/2017	<0.001	
10/5/2017	<0.001	
3/20/2018	<0.001	
10/2/2018	<0.001	
3/26/2019	<0.001	
9/10/2019	0.00021 (J)	
3/18/2020	<0.001	
9/9/2020	<0.001	
4/1/2021	<0.001	
8/11/2021	<0.001	
2/15/2022	<0.001	
8/25/2022	<0.001	
2/28/2023		<0.001
8/3/2023		<0.001

Prediction Limit

Constituent: Thallium, Total (mg/L) Analysis Run 9/26/2023 2:34 PM View: Appendix I - Intravel

Plant Scherer Client: Southern Company Data: Scherer Cell 1-CCR

	GWA-17	GWA-17
5/8/2010	<0.001	
6/16/2010	<0.001	
7/26/2010	<0.001	
9/7/2010	<0.001	
4/29/2011	<0.001	
10/28/2011	<0.001	
5/2/2012	<0.001	
11/9/2012	<0.001	
5/8/2013	<0.001	
11/6/2013	<0.001	
5/20/2014	<0.001	
11/8/2014	<0.001	
5/22/2015	<0.001	
11/9/2015	<0.001	
4/6/2016	<0.001	
6/15/2016	<0.001	
8/10/2016	<0.001	
10/5/2016	<0.001	
11/29/2016	<0.001	
2/7/2017	<0.001	
4/4/2017	<0.001	
6/20/2017	<0.001	
10/5/2017	<0.001	
3/20/2018	<0.001	
10/2/2018	<0.001	
3/26/2019	<0.001	
9/10/2019	0.00023 (J)	
3/18/2020	<0.001	
9/9/2020	<0.001	
4/1/2021	<0.001	
8/11/2021	<0.001	
2/15/2022	<0.001	
8/24/2022	<0.001	
2/28/2023		<0.001
8/3/2023		<0.001

Prediction Limit

Constituent: Thallium, Total (mg/L) Analysis Run 9/26/2023 2:34 PM View: Appendix I - Intravel
Plant Scherer Client: Southern Company Data: Scherer Cell 1-CCR

	GWC-1	GWC-1
5/11/2010	<0.001	
6/17/2010	<0.001	
7/27/2010	<0.001	
9/9/2010	<0.001	
4/28/2011	<0.001	
10/29/2011	<0.001	
5/3/2012	<0.001	
11/9/2012	<0.001	
5/9/2013	<0.001	
11/5/2013	<0.001	
5/23/2014	<0.001	
11/13/2014	<0.001	
5/23/2015	<0.001	
11/11/2015	<0.001	
4/12/2016	<0.001	
6/16/2016	<0.001	
8/11/2016	<0.001	
10/4/2016	<0.001	
11/30/2016	<0.001	
2/7/2017	<0.001	
4/5/2017	<0.001	
6/20/2017	<0.001	
10/4/2017	<0.001	
3/20/2018	<0.001	
10/2/2018	<0.001	
3/26/2019	<0.001	
9/10/2019	<0.001	
3/18/2020	0.00049 (J)	
9/9/2020	<0.001	
4/1/2021	0.00027 (J)	
8/18/2021	<0.001	
2/15/2022	<0.001	
8/24/2022	<0.001	
2/27/2023		<0.001
8/9/2023		<0.001

Prediction Limit

Constituent: Thallium, Total (mg/L) Analysis Run 9/26/2023 2:34 PM View: Appendix I - Intravel
Plant Scherer Client: Southern Company Data: Scherer Cell 1-CCR

	GWC-19	GWC-19
5/11/2010	<0.001	
6/16/2010	<0.001	
7/27/2010	<0.001	
9/7/2010	<0.001	
4/29/2011	<0.001	
10/28/2011	<0.001	
5/2/2012	<0.001	
11/9/2012	<0.001	
5/9/2013	<0.001	
11/6/2013	<0.001	
5/22/2014	<0.001	
11/8/2014	<0.001	
5/23/2015	<0.001	
11/10/2015	<0.001	
4/11/2016	<0.001	
6/16/2016	<0.001	
8/11/2016	<0.001	
10/5/2016	<0.001	
11/29/2016	<0.001	
2/8/2017	<0.001	
4/5/2017	<0.001	
6/21/2017	<0.001	
10/5/2017	<0.001	
3/20/2018	<0.001	
10/2/2018	<0.001	
3/26/2019	<0.001	
9/12/2019	<0.001	
3/19/2020	<0.001	
9/9/2020	<0.001	
4/5/2021	0.00032 (J)	
8/11/2021	<0.001	
2/16/2022	<0.001	
8/25/2022	<0.001	
2/28/2023		<0.001
8/8/2023		<0.001

Prediction Limit

Constituent: Thallium, Total (mg/L) Analysis Run 9/26/2023 2:34 PM View: Appendix I - Intravel
Plant Scherer Client: Southern Company Data: Scherer Cell 1-CCR

	GWC-2	GWC-2
5/11/2010	<0.001	
6/19/2010	<0.001	
7/27/2010	<0.001	
9/9/2010	<0.001	
4/28/2011	<0.001	
10/28/2011	<0.001	
5/3/2012	<0.001	
11/9/2012	<0.001	
5/9/2013	<0.001	
11/5/2013	<0.001	
5/22/2014	<0.001	
11/13/2014	<0.001	
5/24/2015	<0.001	
11/11/2015	<0.001	
4/12/2016	<0.001	
6/16/2016	<0.001	
8/11/2016	<0.001	
10/4/2016	<0.001	
11/30/2016	<0.001	
2/7/2017	<0.001	
4/6/2017	<0.001	
6/20/2017	<0.001	
10/4/2017	<0.001	
3/20/2018	<0.001	
10/2/2018	<0.001	
3/26/2019	<0.001	
9/10/2019	<0.001	
3/18/2020	0.00025 (J)	
9/9/2020	<0.001	
4/1/2021	<0.001	
8/12/2021	<0.001	
2/15/2022	<0.001	
8/26/2022	<0.001	
2/27/2023		<0.001
8/9/2023		<0.001

Prediction Limit

Constituent: Thallium, Total (mg/L) Analysis Run 9/26/2023 2:34 PM View: Appendix I - IntraWell
Plant Scherer Client: Southern Company Data: Scherer Cell 1-CCR

	GWC-4	GWC-4
5/11/2010	<0.001	
6/17/2010	<0.001	
7/28/2010	<0.001	
9/8/2010	<0.001	
4/28/2011	<0.001	
10/29/2011	<0.001	
5/3/2012	<0.001	
11/10/2012	<0.001	
5/10/2013	<0.001	
11/6/2013	<0.001	
5/22/2014	<0.001	
11/9/2014	<0.001	
5/22/2015	<0.001	
11/11/2015	<0.001	
4/12/2016	<0.001	
6/20/2016	<0.001	
8/12/2016	<0.001	
10/6/2016	<0.001	
11/30/2016	<0.001	
2/8/2017	<0.001	
4/6/2017	<0.001	
6/22/2017	<0.001	
10/6/2017	<0.001	
3/21/2018	<0.001	
10/3/2018	<0.001	
3/26/2019	<0.001	
9/10/2019	<0.001	
3/19/2020	0.00036 (J)	
9/10/2020	<0.001	
4/2/2021	<0.001	
8/12/2021	<0.001	
2/15/2022	<0.001	
8/25/2022	<0.001	
2/27/2023		<0.001
8/8/2023		<0.001

Prediction Limit

Constituent: Thallium, Total (mg/L) Analysis Run 9/26/2023 2:34 PM View: Appendix I - Intravel

Plant Scherer Client: Southern Company Data: Scherer Cell 1-CCR

	GWC-5	GWC-5
5/11/2010	<0.001	
6/18/2010	<0.001	
7/27/2010	<0.001	
9/9/2010	<0.001	
4/29/2011	<0.001	
10/28/2011	<0.001	
5/4/2012	<0.001	
11/10/2012	<0.001	
5/9/2013	<0.001	
11/6/2013	<0.001	
5/22/2014	<0.001	
11/9/2014	<0.001	
5/24/2015	<0.001	
11/11/2015	<0.001	
4/19/2016	<0.001	
6/22/2016	<0.001	
8/16/2016	<0.001	
10/6/2016	<0.001	
12/1/2016	<0.001	
2/9/2017	<0.001	
4/6/2017	<0.001	
6/21/2017	<0.001	
10/5/2017	<0.001	
3/22/2018	<0.001	
10/3/2018	<0.001	
3/27/2019	<0.001	
9/11/2019	<0.001	
3/18/2020	<0.001	
9/9/2020	<0.001	
4/1/2021	<0.001	
8/12/2021	0.00037 (J)	
2/15/2022	<0.001	
8/25/2022	<0.001	
2/28/2023		<0.001
8/8/2023		<0.001

Prediction Limit

Constituent: Thallium, Total (mg/L) Analysis Run 9/26/2023 2:34 PM View: Appendix I - IntraWell

Plant Scherer Client: Southern Company Data: Scherer Cell 1-CCR

	GWC-6	GWC-6
5/11/2010	<0.001	
6/18/2010	<0.001	
7/27/2010	<0.001	
9/9/2010	<0.001	
4/30/2011	<0.001	
10/29/2011	<0.001	
5/4/2012	<0.001	
11/10/2012	<0.001	
5/9/2013	<0.001	
11/7/2013	<0.001	
5/21/2014	<0.001	
11/9/2014	<0.001	
5/24/2015	<0.001	
11/11/2015	<0.001	
4/12/2016	<0.001	
6/20/2016	<0.001	
8/12/2016	<0.001	
10/6/2016	<0.001	
11/30/2016	<0.001	
2/9/2017	<0.001	
4/6/2017	<0.001	
6/21/2017	<0.001	
10/6/2017	<0.001	
3/21/2018	<0.001	
10/3/2018	<0.001	
3/26/2019	<0.001	
9/11/2019	<0.001	
3/18/2020	<0.001	
9/10/2020	<0.001	
4/5/2021	0.0003 (J)	
8/11/2021	0.0002 (J)	
2/15/2022	<0.001	
8/25/2022	<0.001	
2/27/2023		<0.001
8/8/2023		<0.001

Prediction Limit

Constituent: Thallium, Total (mg/L) Analysis Run 9/26/2023 2:34 PM View: Appendix I - Intravel

Plant Scherer Client: Southern Company Data: Scherer Cell 1-CCR

	GWC-7	GWC-7
5/10/2010	<0.001	
6/18/2010	<0.001	
7/28/2010	<0.001	
9/9/2010	<0.001	
4/30/2011	<0.001	
10/29/2011	0.00027	
5/4/2012	<0.001	
11/10/2012	<0.001	
5/9/2013	<0.001	
11/7/2013	0.00026	
5/21/2014	<0.001	
11/12/2014	<0.001	
5/24/2015	<0.001	
11/11/2015	<0.001	
4/13/2016	<0.001 (D)	
6/20/2016	<0.001	
8/15/2016	<0.001	
10/6/2016	<0.001	
12/1/2016	<0.001	
2/9/2017	<0.001	
4/7/2017	<0.001	
6/22/2017	<0.001	
10/6/2017	<0.001	
3/22/2018	<0.001	
10/4/2018	<0.001	
3/27/2019	<0.001	
9/11/2019	<0.001	
3/19/2020	<0.001	
9/10/2020	0.00019 (J)	
4/1/2021	<0.001	
8/11/2021	0.00043 (J)	
2/15/2022	<0.001	
8/25/2022	<0.001	
2/27/2023		<0.001
8/8/2023		<0.001

Prediction Limit

Constituent: Thallium, Total (mg/L) Analysis Run 9/26/2023 2:34 PM View: Appendix I - Intravel

Plant Scherer Client: Southern Company Data: Scherer Cell 1-CCR

	GWC-8A	GWC-8A
5/10/2010	<0.001	
6/19/2010	<0.001	
7/28/2010	<0.001	
9/8/2010	<0.001	
4/30/2011	<0.001	
10/27/2011	<0.001	
5/4/2012	<0.001	
11/11/2012	<0.001	
5/10/2013	<0.001	
11/7/2013	<0.001	
5/21/2014	<0.001	
11/13/2014	<0.001	
5/23/2015	<0.001	
11/11/2015	<0.001	
4/19/2016	<0.001	
10/10/2016	<0.001	
12/1/2016	<0.001	
2/9/2017	<0.001	
4/7/2017	<0.001	
6/21/2017	<0.001	
8/15/2017	<0.001	
9/1/2017	<0.001	
10/9/2017	<0.001	
3/22/2018	<0.001	
10/4/2018	<0.001	
3/27/2019	<0.001	
9/11/2019	<0.001	
3/18/2020	<0.001	
9/9/2020	<0.001	
4/5/2021	0.00081 (J)	
8/12/2021	0.00043 (J)	
2/15/2022	<0.001	
8/25/2022	<0.001	
2/27/2023		<0.001
8/8/2023		<0.001

Prediction Limit

Constituent: Thallium, Total (mg/L) Analysis Run 9/26/2023 2:34 PM View: Appendix I - Intravel
Plant Scherer Client: Southern Company Data: Scherer Cell 1-CCR

	GWC-9	GWC-9
5/10/2010	<0.001	
6/16/2010	<0.001	
7/27/2010	<0.001	
9/8/2010	<0.001	
4/29/2011	<0.001	
10/27/2011	<0.001	
5/3/2012	<0.001	
11/11/2012	<0.001	
5/9/2013	<0.001	
11/6/2013	<0.001	
5/21/2014	<0.001	
11/12/2014	<0.001	
5/23/2015	<0.001	
11/12/2015	<0.001	
4/13/2016	<0.001 (D)	
6/22/2016	<0.001	
8/15/2016	<0.001	
10/6/2016	<0.001	
12/1/2016	<0.001	
2/8/2017	<0.001	
4/6/2017	<0.001	
6/21/2017	<0.001	
10/5/2017	<0.001	
3/21/2018	<0.001	
10/2/2018	<0.001	
3/27/2019	<0.001	
9/11/2019	<0.001	
3/18/2020	<0.001	
9/9/2020	<0.001	
4/1/2021	<0.001	
8/12/2021	0.00016 (J)	
2/15/2022	<0.001	
8/25/2022	<0.001	
2/27/2023		<0.001
8/8/2023		<0.001

Prediction Limit

Constituent: Vanadium (mg/L) Analysis Run 9/26/2023 2:34 PM View: Appendix I - IntraWell
Plant Scherer Client: Southern Company Data: Scherer Cell 1-CCR

	GWA-15	GWA-15
5/9/2010	<0.002	
6/18/2010	<0.002	
7/28/2010	<0.002	
9/9/2010	<0.002	
4/30/2011	<0.002	
10/28/2011	<0.002	
5/2/2012	<0.002	
11/9/2012	<0.002	
5/8/2013	<0.002	
11/5/2013	<0.002	
5/20/2014	<0.002	
11/12/2014	0.0035 (J)	
5/22/2015	<0.002	
11/11/2015	<0.002	
4/6/2016	<0.002	
10/4/2016	0.0031	
4/4/2017	<0.002	
10/4/2017	0.0021 (J)	
3/20/2018	<0.002 (D)	
10/2/2018	<0.002	
3/26/2019	<0.002	
9/10/2019	0.0022	
3/18/2020	0.0011	
9/9/2020	<0.002	
4/1/2021	<0.002	
8/11/2021	<0.002	
2/15/2022	<0.002	
8/25/2022	<0.002	
2/28/2023		0.0011
8/3/2023		<0.002

Prediction Limit

Constituent: Vanadium (mg/L) Analysis Run 9/26/2023 2:34 PM View: Appendix I - Intravel
Plant Scherer Client: Southern Company Data: Scherer Cell 1-CCR

	GWA-16	GWA-16
5/9/2010	0.0049 (J)	
6/16/2010	0.0054 (J)	
7/27/2010	0.0055 (J)	
9/7/2010	0.005 (J)	
4/29/2011	0.005 (J)	
10/28/2011	0.0081 (J)	
5/2/2012	0.0059 (J)	
11/9/2012	0.0062 (J)	
5/8/2013	0.0079 (J)	
11/6/2013	0.0068 (J)	
5/20/2014	0.0074 (J)	
11/8/2014	0.0097 (J)	
5/22/2015	0.0085 (J)	
11/9/2015	<0.01	
4/6/2016	0.00726 (J)	
10/4/2016	0.013	
4/4/2017	0.0046	
10/5/2017	0.0071	
3/20/2018	0.0067	
10/2/2018	0.0069	
3/26/2019	0.007	
9/10/2019	0.01	
3/18/2020	0.0078	
9/9/2020	0.0072	
4/1/2021	0.0078	
8/11/2021	0.0082	
2/15/2022	0.0077	
8/25/2022	0.0079	
2/28/2023		0.0087
8/3/2023		0.0086

Prediction Limit

Constituent: Vanadium (mg/L) Analysis Run 9/26/2023 2:34 PM View: Appendix I - IntraWell
Plant Scherer Client: Southern Company Data: Scherer Cell 1-CCR

	GWA-17	GWA-17
5/8/2010	0.0024 (J)	
6/16/2010	0.002 (J)	
7/26/2010	<0.01	
9/7/2010	0.0026 (J)	
4/29/2011	0.0036 (J)	
10/28/2011	<0.01	
5/2/2012	0.003 (J)	
11/9/2012	0.0081 (J)	
5/8/2013	<0.01	
11/6/2013	0.0032 (J)	
5/20/2014	0.0036 (J)	
11/8/2014	0.0065 (J)	
5/22/2015	<0.01	
11/9/2015	0.0047 (J)	
4/6/2016	0.00424 (J)	
10/5/2016	0.0049	
4/4/2017	0.0048	
10/5/2017	0.0024 (J)	
3/20/2018	0.0041	
10/2/2018	0.004	
3/26/2019	0.0051	
9/10/2019	0.0091	
3/18/2020	0.0051	
9/9/2020	0.0053	
4/1/2021	0.005	
8/11/2021	0.0055	
2/15/2022	0.0052	
8/24/2022	0.0051	
2/28/2023		0.0057
8/3/2023		0.0041

Prediction Limit

Constituent: Vanadium (mg/L) Analysis Run 9/26/2023 2:34 PM View: Appendix I - Intravel
Plant Scherer Client: Southern Company Data: Scherer Cell 1-CCR

	GWC-1	GWC-1
5/11/2010	0.012	
6/17/2010	0.0082 (J)	
7/27/2010	0.0096 (J)	
9/9/2010	0.0098 (J)	
4/28/2011	0.0085 (J)	
10/29/2011	0.011	
5/3/2012	0.013	
11/9/2012	0.013	
5/9/2013	0.012	
11/5/2013	0.015	
5/23/2014	0.015	
11/13/2014	0.02	
5/23/2015	0.018	
11/11/2015	0.018	
4/12/2016	0.0173	
10/4/2016	0.021	
4/5/2017	0.017	
10/4/2017	0.02	
3/20/2018	0.016	
10/2/2018	0.017	
3/26/2019	0.017	
9/10/2019	0.02	
3/18/2020	0.02	
9/9/2020	0.018	
4/1/2021	0.019	
8/18/2021	0.018	
2/15/2022	0.018	
8/24/2022	0.017	
2/27/2023		0.019
8/9/2023		0.019

Prediction Limit

Constituent: Vanadium (mg/L) Analysis Run 9/26/2023 2:34 PM View: Appendix I - Intrawell
Plant Scherer Client: Southern Company Data: Scherer Cell 1-CCR

	GWC-10	GWC-10
5/10/2010	0.011	
6/16/2010	0.01	
7/28/2010	0.011	
9/8/2010	0.011	
4/29/2011	0.01	
10/27/2011	0.014	
5/4/2012	0.0096 (J)	
11/11/2012	0.011	
5/9/2013	0.011	
11/5/2013	0.013	
5/21/2014	0.012	
11/12/2014	0.016	
5/23/2015	0.011	
11/12/2015	0.0053 (J)	
4/13/2016	0.0124 (D)	
10/5/2016	0.013	
4/6/2017	0.013	
10/5/2017	0.015	
3/21/2018	0.012	
10/2/2018	0.012	
3/27/2019	0.012	
9/11/2019	0.017	
3/18/2020	0.013	
9/9/2020	0.012	
4/1/2021	0.013	
10/18/2021	0.013	
2/15/2022	0.012	
8/25/2022	0.011	
2/21/2023		0.012
8/9/2023		0.013

Prediction Limit

Constituent: Vanadium (mg/L) Analysis Run 9/26/2023 2:34 PM View: Appendix I - Intravel
Plant Scherer Client: Southern Company Data: Scherer Cell 1-CCR

	GWC-11	GWC-11
5/10/2010	0.009 (J)	
6/16/2010	0.0089 (J)	
7/27/2010	0.0089 (J)	
9/8/2010	0.009 (J)	
4/29/2011	0.0082 (J)	
10/27/2011	0.009 (J)	
5/4/2012	0.0091 (J)	
11/10/2012	0.0096 (J)	
5/9/2013	0.01	
11/6/2013	0.01	
5/20/2014	0.011	
11/12/2014	0.012	
5/24/2015	0.012	
11/12/2015	<0.01	
4/13/2016	0.00976 (JD)	
10/5/2016	0.013	
4/6/2017	0.011	
10/5/2017	0.013	
3/21/2018	0.0098	
10/2/2018	0.01	
3/27/2019	0.012	
9/11/2019	0.015	
3/18/2020	0.011	
9/10/2020	0.01	
4/1/2021	0.011	
8/11/2021	0.011	
2/16/2022	0.0099	
8/25/2022	0.0099	
2/27/2023		0.012
8/9/2023		0.0099

Prediction Limit

Constituent: Vanadium (mg/L) Analysis Run 9/26/2023 2:34 PM View: Appendix I - IntraWell
Plant Scherer Client: Southern Company Data: Scherer Cell 1-CCR

	GWC-12	GWC-12
5/9/2010	<0.002	
6/18/2010	<0.002	
7/27/2010	<0.002	
9/8/2010	<0.002	
4/29/2011	<0.002	
10/28/2011	<0.002	
5/3/2012	<0.002	
11/10/2012	<0.002	
5/9/2013	<0.002	
11/6/2013	<0.002	
5/20/2014	<0.002	
11/12/2014	0.0032 (J)	
5/23/2015	<0.002	
11/12/2015	<0.002	
4/13/2016	<0.002 (D)	
10/5/2016	<0.002	
4/5/2017	<0.002	
10/5/2017	0.0022 (J)	
3/21/2018	<0.0014 (JX)	
10/2/2018	<0.002	
3/26/2019	0.0029	
9/11/2019	0.0052	
3/18/2020	<0.002	
9/10/2020	<0.002	
4/1/2021	<0.002	
8/11/2021	<0.002	
2/16/2022	<0.002	
8/26/2022	<0.002	
2/27/2023		0.0014
8/9/2023		<0.002

Prediction Limit

Constituent: Vanadium (mg/L) Analysis Run 9/26/2023 2:34 PM View: Appendix I - Intravel
Plant Scherer Client: Southern Company Data: Scherer Cell 1-CCR

	GWC-13	GWC-13
5/9/2010	<0.0014	
6/18/2010	<0.0014	
7/29/2010	<0.0014	
9/9/2010	<0.0014	
4/26/2011	<0.0014	
10/28/2011	<0.0014	
5/4/2012	<0.0014	
11/11/2012	<0.0014	
5/8/2013	0.0039 (J)	
11/7/2013	<0.0014	
5/20/2014	<0.0014	
11/12/2014	0.004 (J)	
5/24/2015	<0.0014	
11/12/2015	<0.0014	
4/13/2016	<0.0014 (D)	
10/7/2016	<0.0014	
4/6/2017	<0.0014	
10/6/2017	0.0032	
3/22/2018	<0.0014	
10/3/2018	<0.0014	
3/26/2019	0.0041	
9/11/2019	0.0062	
3/18/2020	0.001	
9/10/2020	0.0011	
4/6/2021	0.0028	
8/11/2021	0.0013	
2/16/2022	0.0011	
8/26/2022	0.0016	
2/27/2023		0.0021
8/9/2023		0.0016 (J)

Prediction Limit

Constituent: Vanadium (mg/L) Analysis Run 9/26/2023 2:34 PM View: Appendix I - Intravel
Plant Scherer Client: Southern Company Data: Scherer Cell 1-CCR

	GWC-14	GWC-14
5/9/2010	<0.001	
6/18/2010	<0.001	
7/28/2010	<0.001	
9/9/2010	<0.001	
4/30/2011	<0.001	
10/28/2011	<0.001	
5/3/2012	<0.001	
11/10/2012	<0.001	
5/8/2013	<0.001	
11/5/2013	<0.001	
5/20/2014	<0.001	
11/12/2014	<0.001	
5/24/2015	<0.001	
11/11/2015	<0.001	
4/13/2016	<0.001 (D)	
10/4/2016	0.0026	
4/6/2017	<0.001	
10/5/2017	0.0024 (J)	
3/20/2018	<0.001	
10/2/2018	<0.001	
3/26/2019	0.0034	
9/11/2019	0.0062	
3/18/2020	<0.001	
9/9/2020	<0.001	
4/1/2021	0.0013	
8/11/2021	0.0012	
2/16/2022	0.00091 (J)	
8/26/2022	0.0017	
2/27/2023		0.002
8/9/2023		0.00079 (J)

Prediction Limit

Constituent: Vanadium (mg/L) Analysis Run 9/26/2023 2:34 PM View: Appendix I - Intravel
Plant Scherer Client: Southern Company Data: Scherer Cell 1-CCR

	GWC-18	GWC-18
5/10/2010	0.0052 (J)	
6/16/2010	0.0059 (J)	
7/26/2010	0.0052 (J)	
9/7/2010	0.0056 (J)	
4/29/2011	0.005 (J)	
10/28/2011	0.0048 (J)	
5/2/2012	0.0057 (J)	
11/9/2012	0.0057 (J)	
5/8/2013	0.0069 (J)	
11/6/2013	0.0052 (J)	
5/23/2014	0.0081 (J)	
11/8/2014	0.01	
5/22/2015	0.0052 (J)	
11/10/2015	<0.01	
4/11/2016	0.00604 (J)	
10/5/2016	0.0075	
4/6/2017	0.0065	
10/5/2017	0.0052	
3/20/2018	0.0064	
10/2/2018	0.0064	
3/26/2019	0.0094	
9/11/2019	0.011	
3/18/2020	0.0075	
9/9/2020	0.007	
4/1/2021	0.0081	
8/11/2021	0.008	
2/16/2022	0.0066	
8/25/2022	0.007	
2/28/2023		0.0072
8/9/2023		0.0061

Prediction Limit

Constituent: Vanadium (mg/L) Analysis Run 9/26/2023 2:34 PM View: Appendix I - IntraWell
Plant Scherer Client: Southern Company Data: Scherer Cell 1-CCR

	GWC-19	GWC-19
5/11/2010	0.0064 (J)	
6/16/2010	0.0061 (J)	
7/27/2010	0.006 (J)	
9/7/2010	0.0066 (J)	
4/29/2011	0.0066 (J)	
10/28/2011	0.0057 (J)	
5/2/2012	0.006 (J)	
11/9/2012	0.0073 (J)	
5/9/2013	0.0069 (J)	
11/6/2013	0.0077 (J)	
5/22/2014	0.0075 (J)	
11/8/2014	0.0081 (J)	
5/23/2015	0.01	
11/10/2015	0.0033 (J)	
4/11/2016	0.00756 (J)	
10/5/2016	0.0084	
4/5/2017	0.0086	
10/5/2017	0.0062	
3/20/2018	0.0072	
10/2/2018	0.0073	
3/26/2019	0.0094	
9/12/2019	0.0083	
3/19/2020	0.008	
9/9/2020	0.0071	
4/5/2021	0.0068	
8/11/2021	0.0076	
2/16/2022	0.0068	
8/25/2022	0.0068	
2/28/2023		0.0078
8/8/2023		0.007

Prediction Limit

Constituent: Vanadium (mg/L) Analysis Run 9/26/2023 2:34 PM View: Appendix I - Intravel
Plant Scherer Client: Southern Company Data: Scherer Cell 1-CCR

	GWC-2	GWC-2
5/11/2010	0.0078 (J)	
6/19/2010	<0.01	
7/27/2010	0.0096 (J)	
9/9/2010	0.0095 (J)	
4/28/2011	0.01	
10/28/2011	0.014	
5/3/2012	0.013	
11/9/2012	0.012	
5/9/2013	0.012	
11/5/2013	0.014	
5/22/2014	0.013	
11/13/2014	0.016	
5/24/2015	0.014	
11/11/2015	0.014	
4/12/2016	0.0155	
10/4/2016	0.017	
4/6/2017	0.015	
10/4/2017	0.015	
3/20/2018	0.014	
10/2/2018	0.015	
3/26/2019	0.016	
9/10/2019	0.018	
3/18/2020	0.016	
9/9/2020	0.014	
4/1/2021	0.014	
8/12/2021	0.016	
2/15/2022	0.016	
8/26/2022	0.015	
2/27/2023		0.016
8/9/2023		0.016

Prediction Limit

Constituent: Vanadium (mg/L) Analysis Run 9/26/2023 2:34 PM View: Appendix I - Intravel
Plant Scherer Client: Southern Company Data: Scherer Cell 1-CCR

	GWC-20	GWC-20
5/11/2010	0.014	
6/17/2010	0.014	
7/27/2010	0.016	
9/7/2010	0.017	
4/29/2011	0.015	
10/28/2011	0.016	
5/3/2012	0.016	
11/10/2012	0.018	
5/9/2013	0.019	
11/6/2013	0.019	
5/22/2014	0.018	
11/9/2014	0.02	
5/24/2015	0.016	
11/10/2015	0.01	
4/12/2016	0.019	
10/5/2016	<0.016	
4/6/2017	0.02	
10/5/2017	0.02	
3/21/2018	0.021	
10/3/2018	0.017	
3/26/2019	0.018	
9/12/2019	0.02	
3/19/2020	0.019	
9/10/2020	0.018	
4/5/2021	0.017	
8/11/2021	0.019	
2/16/2022	0.018	
8/25/2022	0.018	
2/28/2023		0.019
8/8/2023		0.018

Prediction Limit

Constituent: Vanadium (mg/L) Analysis Run 9/26/2023 2:34 PM View: Appendix I - Intravel
Plant Scherer Client: Southern Company Data: Scherer Cell 1-CCR

	GWC-3	GWC-3
5/11/2010	0.0046 (J)	
6/17/2010	0.0046 (J)	
7/28/2010	0.019 (O)	
9/7/2010	0.0072 (J)	
4/29/2011	0.0052 (J)	
10/28/2011	0.0059 (J)	
5/3/2012	0.0049 (J)	
11/9/2012	0.007 (J)	
5/10/2013	0.0094 (J)	
11/6/2013	0.0059 (J)	
5/22/2014	0.0057 (J)	
11/9/2014	0.0069 (J)	
5/22/2015	0.006 (J)	
11/10/2015	0.011	
4/12/2016	0.00503 (JD)	
10/5/2016	<0.0072	
4/6/2017	0.0056	
10/5/2017	0.0061	
3/21/2018	0.0097	
10/3/2018	0.0053	
3/26/2019	0.0076	
9/10/2019	0.0078	
3/18/2020	0.0051	
9/10/2020	0.0061	
4/6/2021	0.0075	
8/12/2021	0.0087	
2/15/2022	0.0064	
8/25/2022	0.0072	
2/28/2023		0.0066
8/9/2023		0.0057

Prediction Limit

Constituent: Vanadium (mg/L) Analysis Run 9/26/2023 2:34 PM View: Appendix I - Intravel
Plant Scherer Client: Southern Company Data: Scherer Cell 1-CCR

	GWC-4	GWC-4
5/11/2010	0.0068 (J)	
6/17/2010	0.0079 (J)	
7/28/2010	0.0077 (J)	
9/8/2010	0.0077 (J)	
4/28/2011	0.0099 (J)	
10/29/2011	0.006 (J)	
5/3/2012	0.0084 (J)	
11/10/2012	0.0061 (J)	
5/10/2013	0.009 (J)	
11/6/2013	0.0089 (J)	
5/22/2014	0.0084 (J)	
11/9/2014	0.0076 (J)	
5/22/2015	0.011	
11/11/2015	0.0034 (J)	
4/12/2016	0.00654 (J)	
10/6/2016	<0.0086	
4/6/2017	0.0073	
10/6/2017	0.0087	
3/21/2018	0.0058	
10/3/2018	0.006	
3/26/2019	0.011	
9/10/2019	0.0086	
3/19/2020	0.0065	
9/10/2020	0.0068	
4/2/2021	0.0081	
8/12/2021	0.007	
2/15/2022	0.0059	
8/25/2022	0.0059	
2/27/2023		0.0056
8/8/2023		0.0056

Prediction Limit

Constituent: Vanadium (mg/L) Analysis Run 9/26/2023 2:34 PM View: Appendix I - IntraWell

Plant Scherer Client: Southern Company Data: Scherer Cell 1-CCR

	GWC-5	GWC-5
5/11/2010	0.0038 (J)	
6/18/2010	0.0044 (J)	
7/27/2010	0.0054 (J)	
9/9/2010	0.0053 (J)	
4/29/2011	0.0039 (J)	
10/28/2011	<0.0025	
5/4/2012	<0.0025	
11/10/2012	0.0035 (J)	
5/9/2013	0.004 (J)	
11/6/2013	0.0034 (J)	
5/22/2014	0.0047 (J)	
11/9/2014	0.0067 (J)	
5/24/2015	0.0033 (J)	
11/11/2015	<0.0025	
4/19/2016	<0.0025	
10/6/2016	<0.0025	
4/6/2017	0.0018 (J)	
10/5/2017	<0.0025	
3/22/2018	0.0018 (J)	
10/3/2018	0.0018 (J)	
3/27/2019	0.002 (J)	
9/11/2019	0.0047	
3/18/2020	0.002	
9/9/2020	0.002	
4/1/2021	0.0027	
8/12/2021	0.0021	
2/15/2022	0.0026	
8/25/2022	0.0026	
2/28/2023		0.003
8/8/2023		0.0018 (J)

Prediction Limit

Constituent: Vanadium (mg/L) Analysis Run 9/26/2023 2:34 PM View: Appendix I - Intravel
Plant Scherer Client: Southern Company Data: Scherer Cell 1-CCR

	GWC-6	GWC-6
5/11/2010	0.0055	
6/18/2010	0.0071 (J)	
7/27/2010	0.0085 (J)	
9/9/2010	0.0088 (J)	
4/30/2011	0.0094 (J)	
10/29/2011	0.009 (J)	
5/4/2012	0.0084 (J)	
11/10/2012	0.0089 (J)	
5/9/2013	0.0071 (J)	
11/7/2013	0.0094 (J)	
5/21/2014	0.0082 (J)	
11/9/2014	0.013	
5/24/2015	0.009 (J)	
11/11/2015	0.0052	
4/12/2016	0.00896 (J)	
10/6/2016	<0.009	
4/6/2017	0.0089	
10/6/2017	0.011	
3/21/2018	0.0077	
10/3/2018	0.0081	
3/26/2019	0.012	
9/11/2019	0.012	
3/18/2020	0.0099	
9/10/2020	0.0094	
4/5/2021	0.0091	
8/11/2021	0.0099	
2/15/2022	0.0094	
8/25/2022	0.011	
2/27/2023		0.0097
8/8/2023		0.0094

Prediction Limit

Constituent: Vanadium (mg/L) Analysis Run 9/26/2023 2:34 PM View: Appendix I - Intrawell
Plant Scherer Client: Southern Company Data: Scherer Cell 1-CCR

	GWC-7	GWC-7
5/10/2010	0.011	
6/18/2010	0.017	
7/28/2010	0.012	
9/9/2010	0.013	
4/30/2011	0.012	
10/29/2011	0.013	
5/4/2012	0.012	
11/10/2012	0.012	
5/9/2013	0.013	
11/7/2013	0.014	
5/21/2014	0.013	
11/12/2014	0.015	
5/24/2015	0.015	
11/11/2015	0.0055 (J)	
4/13/2016	0.0127 (D)	
10/6/2016	<0.012	
4/7/2017	0.013	
10/6/2017	0.015	
3/22/2018	0.012	
10/4/2018	0.012	
3/27/2019	0.013	
9/11/2019	0.015	
3/19/2020	0.014	
9/10/2020	0.014	
4/1/2021	0.014	
8/11/2021	0.013	
2/15/2022	0.013	
8/25/2022	0.014	
2/27/2023		0.014
8/8/2023		0.012

Prediction Limit

Constituent: Vanadium (mg/L) Analysis Run 9/26/2023 2:34 PM View: Appendix I - IntraWell
Plant Scherer Client: Southern Company Data: Scherer Cell 1-CCR

	GWC-8A	GWC-8A
5/10/2010	0.013	
6/19/2010	0.0075 (J)	
7/28/2010	0.01	
9/8/2010	0.038	
4/30/2011	0.053 (O)	
10/27/2011	0.016	
5/4/2012	0.018	
11/11/2012	0.025	
5/10/2013	0.09 (O)	
11/7/2013	0.02	
5/21/2014	0.016	
11/13/2014	0.065 (O)	
5/23/2015	0.032	
11/11/2015	0.033	
4/19/2016	0.0233	
10/10/2016	0.019 (D)	
4/7/2017	0.0044	
10/9/2017	0.0047	
3/22/2018	0.0043	
10/4/2018	<0.002	
3/27/2019	0.003	
9/11/2019	0.0042	
3/18/2020	0.0031	
9/9/2020	<0.002	
4/5/2021	0.0023	
8/12/2021	<0.002	
2/15/2022	0.00079 (J)	
8/25/2022	0.0023	
2/27/2023		0.0019
8/8/2023		<0.002

Prediction Limit

Constituent: Vanadium (mg/L) Analysis Run 9/26/2023 2:34 PM View: Appendix I - Intravel
Plant Scherer Client: Southern Company Data: Scherer Cell 1-CCR

	GWC-9	GWC-9
5/10/2010	0.0097 (J)	
6/16/2010	0.01	
7/27/2010	0.012	
9/8/2010	0.013	
4/29/2011	0.0097 (J)	
10/27/2011	0.015	
5/3/2012	0.017	
11/11/2012	0.017	
5/9/2013	0.014	
11/6/2013	0.019	
5/21/2014	0.016	
11/12/2014	0.022	
5/23/2015	0.016	
11/12/2015	0.015	
4/13/2016	0.0144 (D)	
10/6/2016	<0.02	
4/6/2017	0.016	
10/5/2017	0.024	
3/21/2018	0.018	
10/2/2018	0.021	
3/27/2019	0.019	
9/11/2019	0.025	
3/18/2020	0.012	
9/9/2020	0.022	
4/1/2021	0.0095	
8/12/2021	0.02	
2/15/2022	0.017	
8/25/2022	0.025	
2/27/2023		0.018
8/8/2023		0.019

Prediction Limit

Constituent: Zinc (mg/L) Analysis Run 9/26/2023 2:34 PM View: Appendix I - Intrawell
Plant Scherer Client: Southern Company Data: Scherer Cell 1-CCR

	GWA-15	GWA-15
5/9/2010	<0.005	
6/18/2010	<0.005	
7/28/2010	<0.005	
9/9/2010	<0.005	
4/30/2011	<0.005	
10/28/2011	<0.005	
5/2/2012	<0.005	
11/9/2012	<0.005	
5/8/2013	<0.005	
11/5/2013	<0.005	
5/20/2014	<0.005	
11/12/2014	<0.005	
5/22/2015	<0.005	
11/11/2015	<0.005	
4/6/2016	<0.005	
10/4/2016	<0.005	
4/4/2017	<0.005	
10/4/2017	<0.005	
3/20/2018	<0.005 (D)	
10/2/2018	<0.005	
3/26/2019	<0.005	
9/10/2019	0.006	
3/18/2020	<0.005	
9/9/2020	<0.005	
4/1/2021	<0.005	
8/11/2021	<0.005	
2/15/2022	<0.005	
8/25/2022	<0.005	
2/28/2023		<0.005
8/3/2023		<0.005

Prediction Limit

Constituent: Zinc (mg/L) Analysis Run 9/26/2023 2:34 PM View: Appendix I - IntraWell
Plant Scherer Client: Southern Company Data: Scherer Cell 1-CCR

	GWA-16	GWA-16
5/9/2010	<0.015	
6/16/2010	<0.015	
7/27/2010	<0.015	
9/7/2010	<0.015	
4/29/2011	<0.015	
10/28/2011	<0.015	
5/2/2012	<0.015	
11/9/2012	<0.015	
5/8/2013	<0.015	
11/6/2013	<0.015	
5/20/2014	<0.015	
11/8/2014	<0.015	
5/22/2015	<0.015	
11/9/2015	<0.015	
4/6/2016	<0.015	
10/4/2016	<0.015	
4/4/2017	<0.015	
10/5/2017	<0.015	
3/20/2018	<0.015	
10/2/2018	<0.015	
3/26/2019	<0.015	
9/10/2019	0.0047 (J)	
3/18/2020	<0.015	
9/9/2020	<0.015	
4/1/2021	<0.015	
8/11/2021	<0.015	
2/15/2022	<0.015	
8/25/2022	<0.015	
2/28/2023		<0.015
8/3/2023		0.0035 (J)

Prediction Limit

Constituent: Zinc (mg/L) Analysis Run 9/26/2023 2:34 PM View: Appendix I - IntraWell
Plant Scherer Client: Southern Company Data: Scherer Cell 1-CCR

	GWA-17	GWA-17
5/8/2010	<0.005	
6/16/2010	<0.005	
7/26/2010	<0.005	
9/7/2010	<0.005	
4/29/2011	<0.005	
10/28/2011	<0.005	
5/2/2012	<0.005	
11/9/2012	<0.005	
5/8/2013	<0.005	
11/6/2013	<0.005	
5/20/2014	<0.005	
11/8/2014	<0.005	
5/22/2015	<0.005	
11/9/2015	<0.005	
4/6/2016	0.00274 (J)	
10/5/2016	0.0073 (J)	
4/4/2017	<0.005	
10/5/2017	<0.005	
3/20/2018	<0.005	
10/2/2018	<0.005	
3/26/2019	<0.005	
9/10/2019	0.0084	
3/18/2020	<0.005	
9/9/2020	<0.005	
4/1/2021	<0.005	
8/11/2021	<0.005	
2/15/2022	<0.005	
8/24/2022	<0.005	
2/28/2023		<0.005
8/3/2023		<0.005

Prediction Limit

Constituent: Zinc (mg/L) Analysis Run 9/26/2023 2:34 PM View: Appendix I - Intrawell
Plant Scherer Client: Southern Company Data: Scherer Cell 1-CCR

	GWC-1	GWC-1
5/11/2010	<0.005	
6/17/2010	<0.005	
7/27/2010	<0.005	
9/9/2010	<0.005	
4/28/2011	<0.005	
10/29/2011	<0.005	
5/3/2012	<0.005	
11/9/2012	<0.005	
5/9/2013	<0.005	
11/5/2013	<0.005	
5/23/2014	<0.005	
11/13/2014	<0.005	
5/23/2015	<0.005	
11/11/2015	<0.005	
4/12/2016	<0.005	
10/4/2016	<0.005	
4/5/2017	<0.005	
10/4/2017	<0.005	
3/20/2018	<0.005	
10/2/2018	<0.005	
3/26/2019	<0.005	
9/10/2019	0.0038 (J)	
3/18/2020	<0.005	
9/9/2020	<0.005	
4/1/2021	<0.005	
8/18/2021	<0.005	
2/15/2022	<0.005	
8/24/2022	0.0039 (J)	
2/27/2023		<0.005
8/9/2023		<0.005

Prediction Limit

Constituent: Zinc (mg/L) Analysis Run 9/26/2023 2:34 PM View: Appendix I - IntraWell
Plant Scherer Client: Southern Company Data: Scherer Cell 1-CCR

	GWC-10	GWC-10
5/10/2010	<0.005	
6/16/2010	<0.005	
7/28/2010	<0.005	
9/8/2010	<0.005	
4/29/2011	<0.005	
10/27/2011	<0.005	
5/4/2012	<0.005	
11/11/2012	<0.005	
5/9/2013	<0.005	
11/5/2013	<0.005	
5/21/2014	<0.005	
11/12/2014	<0.005	
5/23/2015	<0.005	
11/12/2015	<0.005	
4/13/2016	<0.005 (D)	
10/5/2016	<0.005	
4/6/2017	<0.005	
10/5/2017	<0.005	
3/21/2018	<0.005	
10/2/2018	<0.005	
3/27/2019	<0.005	
9/11/2019	0.004 (J)	
3/18/2020	<0.005	
9/9/2020	<0.005	
4/1/2021	<0.005	
10/18/2021	<0.005	
2/15/2022	<0.005	
8/25/2022	<0.005	
2/21/2023		<0.005
8/9/2023		<0.005

Prediction Limit

Constituent: Zinc (mg/L) Analysis Run 9/26/2023 2:34 PM View: Appendix I - IntraWell

Plant Scherer Client: Southern Company Data: Scherer Cell 1-CCR

	GWC-11	GWC-11
5/10/2010	<0.005	
6/16/2010	<0.005	
7/27/2010	<0.005	
9/8/2010	<0.005	
4/29/2011	<0.005	
10/27/2011	<0.005	
5/4/2012	<0.005	
11/10/2012	<0.005	
5/9/2013	<0.005	
11/6/2013	<0.005	
5/20/2014	<0.005	
11/12/2014	<0.005	
5/24/2015	<0.005	
11/12/2015	<0.005	
4/13/2016	0.00241 (JD)	
10/5/2016	<0.005	
4/6/2017	<0.005	
10/5/2017	<0.005	
3/21/2018	0.007 (J)	
10/2/2018	0.022 (O)	
3/27/2019	<0.005	
9/11/2019	0.0072	
3/18/2020	<0.005	
9/10/2020	0.018	
4/1/2021	0.0034 (J)	
8/11/2021	<0.005	
2/16/2022	0.0034 (J)	
8/25/2022	<0.005	
2/27/2023		<0.005
8/9/2023		<0.005

Prediction Limit

Constituent: Zinc (mg/L) Analysis Run 9/26/2023 2:34 PM View: Appendix I - IntraWell
Plant Scherer Client: Southern Company Data: Scherer Cell 1-CCR

	GWC-12	GWC-12
5/9/2010	<0.005	
6/18/2010	<0.005	
7/27/2010	<0.005	
9/8/2010	<0.005	
4/29/2011	<0.005	
10/28/2011	<0.005	
5/3/2012	<0.005	
11/10/2012	<0.005	
5/9/2013	<0.005	
11/6/2013	<0.005	
5/20/2014	<0.005	
11/12/2014	<0.005	
5/23/2015	<0.005	
11/12/2015	<0.005	
4/13/2016	0.00409 (JD)	
10/5/2016	<0.005	
4/5/2017	<0.005	
10/5/2017	<0.005	
3/21/2018	<0.005 (D)	
10/2/2018	<0.005	
3/26/2019	<0.005	
9/11/2019	0.0065	
3/18/2020	0.005	
9/10/2020	0.0037 (J)	
4/1/2021	<0.005	
8/11/2021	<0.005	
2/16/2022	0.0032 (J)	
8/26/2022	<0.005	
2/27/2023		<0.005
8/9/2023		<0.005

Prediction Limit

Constituent: Zinc (mg/L) Analysis Run 9/26/2023 2:34 PM View: Appendix I - IntraWell
Plant Scherer Client: Southern Company Data: Scherer Cell 1-CCR

	GWC-13	GWC-13
5/9/2010	<0.015	
6/18/2010	<0.015	
7/29/2010	<0.015	
9/9/2010	<0.015	
4/26/2011	<0.015	
10/28/2011	<0.015	
5/4/2012	<0.015	
11/11/2012	<0.015	
5/8/2013	<0.015	
11/7/2013	<0.015	
5/20/2014	<0.015	
11/12/2014	<0.015	
5/24/2015	<0.015	
11/12/2015	<0.015	
4/13/2016	0.00289 (JD)	
10/7/2016	<0.015	
4/6/2017	<0.015	
10/6/2017	0.0071 (J)	
3/22/2018	<0.015	
10/3/2018	<0.015	
3/26/2019	<0.015	
9/11/2019	0.0085	
3/18/2020	0.0052	
9/10/2020	0.0038 (J)	
4/6/2021	0.004 (J)	
8/11/2021	<0.015	
2/16/2022	0.004 (J)	
8/26/2022	<0.015	
2/27/2023		<0.015
8/9/2023		0.0031 (J)

Prediction Limit

Constituent: Zinc (mg/L) Analysis Run 9/26/2023 2:34 PM View: Appendix I - Intrawell
Plant Scherer Client: Southern Company Data: Scherer Cell 1-CCR

	GWC-14	GWC-14
5/9/2010	<0.005	
6/18/2010	<0.005	
7/28/2010	<0.005	
9/9/2010	<0.005	
4/30/2011	<0.005	
10/28/2011	<0.005	
5/3/2012	<0.005	
11/10/2012	<0.005	
5/8/2013	<0.005	
11/5/2013	<0.005	
5/20/2014	<0.005	
11/12/2014	<0.005	
5/24/2015	<0.005	
11/11/2015	<0.005	
4/13/2016	<0.005 (D)	
10/4/2016	<0.005	
4/6/2017	<0.005	
10/5/2017	<0.005	
3/20/2018	<0.005	
10/2/2018	<0.005	
3/26/2019	<0.005	
9/11/2019	0.0038 (J)	
3/18/2020	<0.005	
9/9/2020	<0.005	
4/1/2021	<0.005	
8/11/2021	<0.005	
2/16/2022	<0.005	
8/26/2022	<0.005	
2/27/2023		<0.005
8/9/2023		<0.005

Prediction Limit

Constituent: Zinc (mg/L) Analysis Run 9/26/2023 2:34 PM View: Appendix I - Intrawell
Plant Scherer Client: Southern Company Data: Scherer Cell 1-CCR

	GWC-18	GWC-18
5/10/2010	<0.005	
6/16/2010	<0.005	
7/26/2010	<0.005	
9/7/2010	<0.005	
4/29/2011	<0.005	
10/28/2011	<0.005	
5/2/2012	<0.005	
11/9/2012	<0.005	
5/8/2013	<0.005	
11/6/2013	<0.005	
5/23/2014	<0.005	
11/8/2014	<0.005	
5/22/2015	<0.005	
11/10/2015	<0.005	
4/11/2016	<0.005	
10/5/2016	<0.005	
4/6/2017	<0.005	
10/5/2017	<0.005	
3/20/2018	<0.005	
10/2/2018	<0.005	
3/26/2019	<0.005	
9/11/2019	0.0077	
3/18/2020	<0.005	
9/9/2020	<0.005	
4/1/2021	<0.005	
8/11/2021	<0.005	
2/16/2022	<0.005	
8/25/2022	<0.005	
2/28/2023		<0.005
8/9/2023		<0.005

Prediction Limit

Constituent: Zinc (mg/L) Analysis Run 9/26/2023 2:34 PM View: Appendix I - IntraWell
Plant Scherer Client: Southern Company Data: Scherer Cell 1-CCR

	GWC-19	GWC-19
5/11/2010	<0.005	
6/16/2010	<0.005	
7/27/2010	<0.005	
9/7/2010	<0.005	
4/29/2011	<0.005	
10/28/2011	<0.005	
5/2/2012	<0.005	
11/9/2012	<0.005	
5/9/2013	<0.005	
11/6/2013	<0.005	
5/22/2014	<0.005	
11/8/2014	<0.005	
5/23/2015	<0.005	
11/10/2015	<0.005	
4/11/2016	<0.005	
10/5/2016	0.0085 (O)	
4/5/2017	<0.005	
10/5/2017	<0.005	
3/20/2018	<0.005	
10/2/2018	<0.005	
3/26/2019	<0.005	
9/12/2019	0.0059	
3/19/2020	<0.005	
9/9/2020	<0.005	
4/5/2021	<0.005	
8/11/2021	<0.005	
2/16/2022	<0.005	
8/25/2022	<0.005	
2/28/2023		<0.005
8/8/2023		<0.005

Prediction Limit

Constituent: Zinc (mg/L) Analysis Run 9/26/2023 2:34 PM View: Appendix I - Intrawell
Plant Scherer Client: Southern Company Data: Scherer Cell 1-CCR

	GWC-2	GWC-2
5/11/2010	<0.015	
6/19/2010	<0.015	
7/27/2010	<0.015	
9/9/2010	<0.015	
4/28/2011	<0.015	
10/28/2011	<0.015	
5/3/2012	<0.015	
11/9/2012	<0.015	
5/9/2013	<0.015	
11/5/2013	<0.015	
5/22/2014	<0.015	
11/13/2014	<0.015	
5/24/2015	<0.015	
11/11/2015	<0.015	
4/12/2016	<0.015	
10/4/2016	<0.015	
4/6/2017	<0.015	
10/4/2017	<0.015	
3/20/2018	<0.015	
10/2/2018	<0.015	
3/26/2019	<0.015	
9/10/2019	0.004 (J)	
3/18/2020	<0.015	
9/9/2020	<0.015	
4/1/2021	0.01	
8/12/2021	<0.015	
2/15/2022	<0.015	
8/26/2022	<0.015	
2/27/2023		<0.015
8/9/2023		0.0046 (J)

Prediction Limit

Constituent: Zinc (mg/L) Analysis Run 9/26/2023 2:34 PM View: Appendix I - IntraWell
Plant Scherer Client: Southern Company Data: Scherer Cell 1-CCR

	GWC-20	GWC-20
5/11/2010	<0.005	
6/17/2010	<0.005	
7/27/2010	<0.005	
9/7/2010	<0.005	
4/29/2011	<0.005	
10/28/2011	<0.005	
5/3/2012	<0.005	
11/10/2012	<0.005	
5/9/2013	<0.005	
11/6/2013	<0.005	
5/22/2014	<0.005	
11/9/2014	<0.005	
5/24/2015	<0.005	
11/10/2015	<0.005	
4/12/2016	<0.005	
10/5/2016	<0.005	
4/6/2017	<0.005	
10/5/2017	<0.005	
3/21/2018	<0.005	
10/3/2018	<0.005	
3/26/2019	<0.005	
9/12/2019	0.0065	
3/19/2020	<0.005	
9/10/2020	<0.005	
4/5/2021	<0.005	
8/11/2021	<0.005	
2/16/2022	<0.005	
8/25/2022	0.0063	
2/28/2023		<0.005
8/8/2023		<0.005

Prediction Limit

Constituent: Zinc (mg/L) Analysis Run 9/26/2023 2:34 PM View: Appendix I - IntraWell
Plant Scherer Client: Southern Company Data: Scherer Cell 1-CCR

	GWC-3	GWC-3
5/11/2010	0.018 (O)	
6/17/2010	<0.005	
7/28/2010	0.016 (O)	
9/7/2010	<0.005	
4/29/2011	<0.005	
10/28/2011	<0.005	
5/3/2012	<0.005	
11/9/2012	<0.005	
5/10/2013	<0.005	
11/6/2013	<0.005	
5/22/2014	<0.005	
11/9/2014	<0.005	
5/22/2015	<0.005	
11/10/2015	<0.005	
4/12/2016	<0.005 (D)	
10/5/2016	0.01 (O)	
4/6/2017	<0.005	
10/5/2017	<0.005	
3/21/2018	<0.005	
10/3/2018	<0.005	
3/26/2019	<0.005	
9/10/2019	0.0069	
3/18/2020	<0.005	
9/10/2020	<0.005	
4/6/2021	<0.005	
8/12/2021	0.0035 (J)	
2/15/2022	<0.005	
8/25/2022	<0.005	
2/28/2023		<0.005
8/9/2023		<0.005

Prediction Limit

Constituent: Zinc (mg/L) Analysis Run 9/26/2023 2:34 PM View: Appendix I - Intrawell
Plant Scherer Client: Southern Company Data: Scherer Cell 1-CCR

	GWC-4	GWC-4
5/11/2010	<0.005	
6/17/2010	<0.005	
7/28/2010	<0.005	
9/8/2010	<0.005	
4/28/2011	<0.005	
10/29/2011	<0.005	
5/3/2012	<0.005	
11/10/2012	<0.005	
5/10/2013	<0.005	
11/6/2013	<0.005	
5/22/2014	<0.005	
11/9/2014	<0.005	
5/22/2015	<0.005	
11/11/2015	<0.005	
4/12/2016	0.00203 (J)	
10/6/2016	<0.005	
4/6/2017	<0.005	
10/6/2017	<0.005	
3/21/2018	<0.005	
10/3/2018	<0.005	
3/26/2019	<0.005	
9/10/2019	0.006	
3/19/2020	<0.005	
9/10/2020	<0.005	
4/2/2021	<0.005	
8/12/2021	<0.005	
2/15/2022	<0.005	
8/25/2022	<0.005	
2/27/2023		<0.005
8/8/2023		<0.005

Prediction Limit

Constituent: Zinc (mg/L) Analysis Run 9/26/2023 2:34 PM View: Appendix I - IntraWell
Plant Scherer Client: Southern Company Data: Scherer Cell 1-CCR

	GWC-5	GWC-5
5/11/2010	<0.005	
6/18/2010	<0.005	
7/27/2010	<0.005	
9/9/2010	<0.005	
4/29/2011	<0.005	
10/28/2011	<0.005	
5/4/2012	<0.005	
11/10/2012	<0.005	
5/9/2013	<0.005	
11/6/2013	<0.005	
5/22/2014	<0.005	
11/9/2014	<0.005	
5/24/2015	<0.005	
11/11/2015	0.0089 (J)	
4/19/2016	0.0133 (O)	
10/6/2016	<0.005	
4/6/2017	0.0087 (J)	
10/5/2017	0.0078 (J)	
3/22/2018	0.0086 (J)	
10/3/2018	<0.005	
3/27/2019	<0.005	
9/11/2019	0.0074	
3/18/2020	0.0045 (J)	
9/9/2020	<0.005	
4/1/2021	<0.005	
8/12/2021	0.0034 (J)	
2/15/2022	0.0034 (J)	
8/25/2022	<0.005	
2/28/2023		<0.005
8/8/2023		<0.005

Prediction Limit

Constituent: Zinc (mg/L) Analysis Run 9/26/2023 2:34 PM View: Appendix I - Intrawell
Plant Scherer Client: Southern Company Data: Scherer Cell 1-CCR

	GWC-6	GWC-6
5/11/2010	<0.005	
6/18/2010	<0.005	
7/27/2010	<0.005	
9/9/2010	<0.005	
4/30/2011	<0.005	
10/29/2011	<0.005	
5/4/2012	<0.005	
11/10/2012	<0.005	
5/9/2013	<0.005	
11/7/2013	<0.005	
5/21/2014	<0.005	
11/9/2014	<0.005	
5/24/2015	<0.005	
11/11/2015	<0.005	
4/12/2016	<0.005	
10/6/2016	<0.005	
4/6/2017	<0.005	
10/6/2017	<0.005	
3/21/2018	<0.005	
10/3/2018	<0.005	
3/26/2019	<0.005	
9/11/2019	0.0062	
3/18/2020	<0.005	
9/10/2020	<0.005	
4/5/2021	<0.005	
8/11/2021	<0.005	
2/15/2022	<0.005	
8/25/2022	<0.005	
2/27/2023		<0.005
8/8/2023		<0.005

Prediction Limit

Constituent: Zinc (mg/L) Analysis Run 9/26/2023 2:34 PM View: Appendix I - Intrawell
Plant Scherer Client: Southern Company Data: Scherer Cell 1-CCR

	GWC-7	GWC-7
5/10/2010	<0.005	
6/18/2010	<0.005	
7/28/2010	<0.005	
9/9/2010	<0.005	
4/30/2011	<0.005	
10/29/2011	<0.005	
5/4/2012	<0.005	
11/10/2012	<0.005	
5/9/2013	<0.005	
11/7/2013	<0.005	
5/21/2014	<0.005	
11/12/2014	<0.005	
5/24/2015	<0.005	
11/11/2015	<0.005	
4/13/2016	<0.005 (D)	
10/6/2016	<0.005	
4/7/2017	<0.005	
10/6/2017	<0.005	
3/22/2018	<0.005	
10/4/2018	<0.005	
3/27/2019	<0.005	
9/11/2019	0.0074	
3/19/2020	<0.005	
9/10/2020	<0.005	
4/1/2021	<0.005	
8/11/2021	<0.005	
2/15/2022	0.0037 (J)	
8/25/2022	<0.005	
2/27/2023		<0.005
8/8/2023		<0.005

Prediction Limit

Constituent: Zinc (mg/L) Analysis Run 9/26/2023 2:34 PM View: Appendix I - IntraWell

Plant Scherer Client: Southern Company Data: Scherer Cell 1-CCR

	GWC-8A	GWC-8A
5/10/2010	<0.005	
6/19/2010	0.0081 (J)	
7/28/2010	0.017 (J)	
9/8/2010	0.085	
4/30/2011	0.13 (O)	
10/27/2011	0.03	
5/4/2012	0.029	
11/11/2012	0.046	
5/10/2013	0.23 (O)	
11/7/2013	0.028	
5/21/2014	0.015 (J)	
11/13/2014	0.13 (O)	
5/23/2015	0.059	
11/11/2015	0.079	
4/19/2016	0.0218	
10/10/2016	0.013 (J)	
4/7/2017	<0.005	
10/9/2017	<0.005	
3/22/2018	<0.005	
10/4/2018	<0.005	
3/27/2019	<0.005	
9/11/2019	0.0052	
3/18/2020	<0.005	
9/9/2020	<0.005	
4/5/2021	<0.005	
8/12/2021	<0.005	
2/15/2022	<0.005	
8/25/2022	<0.005	
2/27/2023		0.016
8/8/2023		<0.005

Prediction Limit

Constituent: Zinc (mg/L) Analysis Run 9/26/2023 2:34 PM View: Appendix I - IntraWell
Plant Scherer Client: Southern Company Data: Scherer Cell 1-CCR

	GWC-9	GWC-9
5/10/2010	<0.005	
6/16/2010	<0.005	
7/27/2010	<0.005	
9/8/2010	<0.005	
4/29/2011	<0.005	
10/27/2011	<0.005	
5/3/2012	<0.005	
11/11/2012	<0.005	
5/9/2013	<0.005	
11/6/2013	<0.005	
5/21/2014	<0.005	
11/12/2014	<0.005	
5/23/2015	<0.005	
11/12/2015	<0.005	
4/13/2016	<0.005 (D)	
10/6/2016	<0.005	
4/6/2017	<0.005	
10/5/2017	<0.005	
3/21/2018	<0.005	
10/2/2018	<0.005	
3/27/2019	<0.005	
9/11/2019	0.0037 (J)	
3/18/2020	<0.005	
9/9/2020	<0.005	
4/1/2021	<0.005	
8/12/2021	<0.005	
2/15/2022	<0.005	
8/25/2022	<0.005	
2/27/2023		<0.005
8/8/2023		<0.005

FIGURE E.

Appendix III Intrawell Prediction Limits - Significant Results

Plant Scherer Client: Southern Company Data: Scherer Cell 1-CCR Printed 9/26/2023, 3:55 PM

Constituent	Well	Upper Lim.	Lower Lim.	Date	Observ.	Sig.	Bg N	Bg Mean	Std. Dev.	%NDs	ND Adj.	Transform	Alpha	Method
Calcium (mg/L)	GWC-19	15.99	n/a	8/8/2023	18	Yes	15	11.46	1.718	0	None	No	0.0004426	Param Intra 1 of 2
Calcium (mg/L)	GWC-20	15.76	n/a	8/8/2023	16	Yes	19	184.5	25.79	0	None	x^2	0.0004426	Param Intra 1 of 2
Calcium (mg/L)	GWC-4	17.6	n/a	8/8/2023	25	Yes	19	13	1.856	0	None	No	0.0004426	Param Intra 1 of 2
Calcium (mg/L)	GWC-8A	45.47	n/a	8/8/2023	53	Yes	10	25.9	6.402	0	None	No	0.0004426	Param Intra 1 of 2
Chloride (mg/L)	GWC-7	3	n/a	8/8/2023	3.8	Yes	19	n/a	n/a	0	n/a	n/a	0.004832	NP Intra (normality) 1 of 2
Fluoride (mg/L)	GWC-6	0.095	n/a	8/8/2023	0.1	Yes	19	n/a	n/a	52.63	n/a	n/a	0.004832	NP Intra (NDs) 1 of 2
pH (S.U.)	GWC-7	6.42	5.96	8/8/2023	6.48	Yes	21	n/a	n/a	0	n/a	n/a	0.007998	NP Intra (normality) 1 of 2
Sulfate (mg/L)	GWC-10	1.2	n/a	8/9/2023	2.3	Yes	11	n/a	n/a	27.27	n/a	n/a	0.01276	NP Intra (normality) 1 of 2
Sulfate (mg/L)	GWC-3	1.1	n/a	8/9/2023	3.6	Yes	19	n/a	n/a	57.89	n/a	n/a	0.004832	NP Intra (NDs) 1 of 2
Sulfate (mg/L)	GWC-4	6.288	n/a	8/8/2023	53	Yes	15	2.937	1.27	0	None	No	0.0004426	Param Intra 1 of 2
Total Dissolved Solids (mg/L)	GWC-4	178.1	n/a	8/8/2023	220	Yes	19	123.4	22.1	0	None	No	0.0004426	Param Intra 1 of 2
Total Dissolved Solids (mg/L)	GWC-8A	425.3	n/a	8/8/2023	910	Yes	17	15.22	2.125	0	None	sqrt(x)	0.0004426	Param Intra 1 of 2

Appendix III Intrawell Prediction Limits - All Results

Plant Scherer Client: Southern Company Data: Scherer Cell 1-CCR Printed 9/26/2023, 3:55 PM

Constituent	Well	Upper Lim.	Lower Lim.	Date	Observ.	Sig.	Bg N	Bg Mean	Std. Dev.	%NDs	ND Adj.	Transform	Alpha	Method
Boron (mg/L)	GWA-15	0.08	n/a	8/3/2023	0.03J	No	19	n/a	n/a	100	n/a	n/a	0.004832	NP Intra (NDs) 1 of 2
Boron (mg/L)	GWA-17	0.08	n/a	8/3/2023	0.08ND	No	19	n/a	n/a	94.74	n/a	n/a	0.004832	NP Intra (NDs) 1 of 2
Boron (mg/L)	GWC-1	0.08	n/a	8/9/2023	0.08ND	No	19	n/a	n/a	94.74	n/a	n/a	0.004832	NP Intra (NDs) 1 of 2
Boron (mg/L)	GWC-10	0.11	n/a	8/9/2023	0.08ND	No	20	n/a	n/a	90	n/a	n/a	0.004291	NP Intra (NDs) 1 of 2
Boron (mg/L)	GWC-13	0.08	n/a	8/9/2023	0.08ND	No	19	n/a	n/a	94.74	n/a	n/a	0.004832	NP Intra (NDs) 1 of 2
Boron (mg/L)	GWC-20	0.12	n/a	8/8/2023	0.08ND	No	20	n/a	n/a	95	n/a	n/a	0.004291	NP Intra (NDs) 1 of 2
Boron (mg/L)	GWC-3	0.08	n/a	8/9/2023	0.08ND	No	19	n/a	n/a	94.74	n/a	n/a	0.004832	NP Intra (NDs) 1 of 2
Boron (mg/L)	GWC-5	0.4324	n/a	8/8/2023	0.15	No	8	0.2425	0.05471	0	None	No	0.0004426	Param Intra 1 of 2
Boron (mg/L)	GWC-6	0.08	n/a	8/8/2023	0.08ND	No	19	n/a	n/a	89.47	n/a	n/a	0.004832	NP Intra (NDs) 1 of 2
Boron (mg/L)	GWC-7	0.08	n/a	8/8/2023	0.08ND	No	19	n/a	n/a	94.74	n/a	n/a	0.004832	NP Intra (NDs) 1 of 2
Boron (mg/L)	GWC-8A	0.3066	n/a	8/8/2023	0.14	No	18	0.1836	0.04898	0	None	No	0.0004426	Param Intra 1 of 2
Boron (mg/L)	GWC-9	0.1361	n/a	8/8/2023	0.087	No	19	0.08772	0.01951	0	None	No	0.0004426	Param Intra 1 of 2
Calcium (mg/L)	GWA-15	5.375	n/a	8/3/2023	4.7	No	19	4.201	0.4735	0	None	No	0.0004426	Param Intra 1 of 2
Calcium (mg/L)	GWA-16	14.22	n/a	8/3/2023	13	No	19	11.57	1.07	0	None	No	0.0004426	Param Intra 1 of 2
Calcium (mg/L)	GWA-17	9.115	n/a	8/3/2023	8.3	No	19	6.878	0.9026	0	None	No	0.0004426	Param Intra 1 of 2
Calcium (mg/L)	GWC-1	20.21	n/a	8/9/2023	18	No	19	17.15	1.234	0	None	No	0.0004426	Param Intra 1 of 2
Calcium (mg/L)	GWC-10	21.73	n/a	8/9/2023	18	No	19	17.16	1.845	0	None	No	0.0004426	Param Intra 1 of 2
Calcium (mg/L)	GWC-11	14.93	n/a	8/9/2023	14	No	19	12.76	0.8783	0	None	No	0.0004426	Param Intra 1 of 2
Calcium (mg/L)	GWC-12	1.519	n/a	8/9/2023	1.1	No	19	1.042	0.07706	0	None	sqrt(x)	0.0004426	Param Intra 1 of 2
Calcium (mg/L)	GWC-13	8.877	n/a	8/9/2023	7.7	No	19	1.874	0.0794	0	None	x^(1/3)	0.0004426	Param Intra 1 of 2
Calcium (mg/L)	GWC-14	7.642	n/a	8/9/2023	7.2	No	19	6.478	0.4694	0	None	No	0.0004426	Param Intra 1 of 2
Calcium (mg/L)	GWC-18	11.6	n/a	8/9/2023	11	No	19	n/a	n/a	0	n/a	n/a	0.004832	NP Intra (normality) 1 of 2
Calcium (mg/L)	GWC-19	15.99	n/a	8/8/2023	18	Yes	15	11.46	1.718	0	None	No	0.0004426	Param Intra 1 of 2
Calcium (mg/L)	GWC-2	20.12	n/a	8/9/2023	18	No	19	17.25	1.158	0	None	No	0.0004426	Param Intra 1 of 2
Calcium (mg/L)	GWC-20	15.76	n/a	8/8/2023	16	Yes	19	184.5	25.79	0	None	x^2	0.0004426	Param Intra 1 of 2
Calcium (mg/L)	GWC-3	10.81	n/a	8/9/2023	6.7	No	19	7.627	1.286	0	None	No	0.0004426	Param Intra 1 of 2
Calcium (mg/L)	GWC-4	17.6	n/a	8/8/2023	25	Yes	19	13	1.856	0	None	No	0.0004426	Param Intra 1 of 2
Calcium (mg/L)	GWC-5	170	n/a	8/8/2023	30	No	10	7.514	1.807	0	None	sqrt(x)	0.0004426	Param Intra 1 of 2
Calcium (mg/L)	GWC-6	19.5	n/a	8/8/2023	15	No	19	n/a	n/a	0	n/a	n/a	0.004832	NP Intra (normality) 1 of 2
Calcium (mg/L)	GWC-7	16	n/a	8/8/2023	15	No	19	n/a	n/a	0	n/a	n/a	0.004832	NP Intra (normality) 1 of 2
Calcium (mg/L)	GWC-8A	45.47	n/a	8/8/2023	53	Yes	10	25.9	6.402	0	None	No	0.0004426	Param Intra 1 of 2
Calcium (mg/L)	GWC-9	21	n/a	8/8/2023	18	No	20	n/a	n/a	0	n/a	n/a	0.004291	NP Intra (normality) 1 of 2
Chloride (mg/L)	GWA-15	7.2	n/a	8/3/2023	6.3	No	19	n/a	n/a	0	n/a	n/a	0.004832	NP Intra (normality) 1 of 2
Chloride (mg/L)	GWA-16	2.057	n/a	8/3/2023	1.6	No	19	1.286	0.05984	0	None	sqrt(x)	0.0004426	Param Intra 1 of 2
Chloride (mg/L)	GWA-17	2.018	n/a	8/3/2023	1.3	No	19	1.536	0.1945	0	None	No	0.0004426	Param Intra 1 of 2
Chloride (mg/L)	GWC-1	4.687	n/a	8/9/2023	3.5	No	19	3.864	0.3318	0	None	No	0.0004426	Param Intra 1 of 2
Chloride (mg/L)	GWC-10	5	n/a	8/9/2023	3.7	No	19	n/a	n/a	0	n/a	n/a	0.004832	NP Intra (normality) 1 of 2
Chloride (mg/L)	GWC-11	2.071	n/a	8/9/2023	1.7	No	19	1.778	0.1181	0	None	No	0.0004426	Param Intra 1 of 2
Chloride (mg/L)	GWC-12	2.153	n/a	8/9/2023	1.8	No	19	1.331	0.0551	0	None	sqrt(x)	0.0004426	Param Intra 1 of 2
Chloride (mg/L)	GWC-13	1.945	n/a	8/9/2023	1.4	No	19	1.559	0.1557	0	None	No	0.0004426	Param Intra 1 of 2
Chloride (mg/L)	GWC-14	3.819	n/a	8/9/2023	3.5	No	19	3.022	0.3219	0	None	No	0.0004426	Param Intra 1 of 2
Chloride (mg/L)	GWC-18	3.018	n/a	8/9/2023	2.6	No	19	2.575	0.1785	0	None	No	0.0004426	Param Intra 1 of 2
Chloride (mg/L)	GWC-19	2.8	n/a	8/8/2023	2.6	No	19	n/a	n/a	0	n/a	n/a	0.004832	NP Intra (normality) 1 of 2
Chloride (mg/L)	GWC-2	2.7	n/a	8/9/2023	2.1	No	19	2.165	0.2156	0	None	No	0.0004426	Param Intra 1 of 2
Chloride (mg/L)	GWC-20	2.33	n/a	8/8/2023	2.2	No	19	15.49	5.649	5.263	None	x^4	0.0004426	Param Intra 1 of 2
Chloride (mg/L)	GWC-3	3.909	n/a	8/9/2023	3.2	No	19	3.144	0.3088	0	None	No	0.0004426	Param Intra 1 of 2
Chloride (mg/L)	GWC-4	16.42	n/a	8/8/2023	16	No	19	8.083	3.363	0	None	No	0.0004426	Param Intra 1 of 2
Chloride (mg/L)	GWC-5	66.16	n/a	8/8/2023	8.2	No	9	23.74	12.99	0	None	No	0.0004426	Param Intra 1 of 2
Chloride (mg/L)	GWC-6	8.555	n/a	8/8/2023	5.5	No	18	6.078	0.9867	0	None	No	0.0004426	Param Intra 1 of 2
Chloride (mg/L)	GWC-7	3	n/a	8/8/2023	3.8	Yes	19	n/a	n/a	0	n/a	n/a	0.004832	NP Intra (normality) 1 of 2
Chloride (mg/L)	GWC-8A	10.75	n/a	8/8/2023	8.2	No	18	1.972	0.09371	0	None	x^(1/3)	0.0004426	Param Intra 1 of 2
Chloride (mg/L)	GWC-9	4.596	n/a	8/8/2023	4	No	19	3.639	0.3861	0	None	No	0.0004426	Param Intra 1 of 2
Fluoride (mg/L)	GWA-15	0.1	n/a	8/3/2023	0.1ND	No	19	n/a	n/a	78.95	n/a	n/a	0.004832	NP Intra (NDs) 1 of 2
Fluoride (mg/L)	GWA-16	0.082	n/a	8/3/2023	0.074J	No	19	n/a	n/a	52.63	n/a	n/a	0.004832	NP Intra (NDs) 1 of 2
Fluoride (mg/L)	GWA-17	0.083	n/a	8/3/2023	0.068J	No	19	n/a	n/a	52.63	n/a	n/a	0.004832	NP Intra (NDs) 1 of 2

Appendix III Intrawell Prediction Limits - All Results

Plant Scherer Client: Southern Company Data: Scherer Cell 1-CCR Printed 9/26/2023, 3:55 PM

Constituent	Well	Upper Lim.	Lower Lim.	Date	Observ.	Sig.	Bg N	Bg Mean	Std. Dev.	%NDs	ND Adj.	Transform	Alpha	Method
Fluoride (mg/L)	GWC-1	0.1224	n/a	8/9/2023	0.11	No	20	0.0761	0.01895	25	Kaplan-Meier	No	0.0004426	Param Intra 1 of 2
Fluoride (mg/L)	GWC-10	0.099	n/a	8/9/2023	0.083J	No	19	n/a	n/a	47.37	n/a	n/a	0.004832	NP Intra (normality) 1 of 2
Fluoride (mg/L)	GWC-11	0.1	n/a	8/9/2023	0.071J	No	19	n/a	n/a	52.63	n/a	n/a	0.004832	NP Intra (NDs) 1 of 2
Fluoride (mg/L)	GWC-12	0.1	n/a	8/9/2023	0.1ND	No	19	n/a	n/a	68.42	n/a	n/a	0.004832	NP Intra (NDs) 1 of 2
Fluoride (mg/L)	GWC-13	0.1	n/a	8/9/2023	0.06J	No	19	n/a	n/a	57.89	n/a	n/a	0.004832	NP Intra (NDs) 1 of 2
Fluoride (mg/L)	GWC-14	0.1	n/a	8/9/2023	0.1ND	No	19	n/a	n/a	68.42	n/a	n/a	0.004832	NP Intra (NDs) 1 of 2
Fluoride (mg/L)	GWC-18	0.1	n/a	8/9/2023	0.066J	No	19	n/a	n/a	57.89	n/a	n/a	0.004832	NP Intra (NDs) 1 of 2
Fluoride (mg/L)	GWC-19	0.1	n/a	8/8/2023	0.067J	No	19	n/a	n/a	57.89	n/a	n/a	0.004832	NP Intra (NDs) 1 of 2
Fluoride (mg/L)	GWC-2	0.082	n/a	8/9/2023	0.068J	No	19	n/a	n/a	52.63	n/a	n/a	0.004832	NP Intra (NDs) 1 of 2
Fluoride (mg/L)	GWC-20	0.1	n/a	8/8/2023	0.053J	No	19	n/a	n/a	63.16	n/a	n/a	0.004832	NP Intra (NDs) 1 of 2
Fluoride (mg/L)	GWC-3	0.092	n/a	8/9/2023	0.076J	No	19	n/a	n/a	47.37	n/a	n/a	0.004832	NP Intra (normality) 1 of 2
Fluoride (mg/L)	GWC-4	0.1446	n/a	8/8/2023	0.1	No	19	0.01008	0.00437	0	None	x^2	0.0004426	Param Intra 1 of 2
Fluoride (mg/L)	GWC-5	0.106	n/a	8/8/2023	0.066J	No	20	0.3409	0.05413	50	Kaplan-Meier	x^(1/3)	0.0004426	Param Intra 1 of 2
Fluoride (mg/L)	GWC-6	0.095	n/a	8/8/2023	0.1	Yes	19	n/a	n/a	52.63	n/a	n/a	0.004832	NP Intra (NDs) 1 of 2
Fluoride (mg/L)	GWC-7	0.12	n/a	8/8/2023	0.084J	No	19	n/a	n/a	52.63	n/a	n/a	0.004832	NP Intra (NDs) 1 of 2
Fluoride (mg/L)	GWC-8A	0.2068	n/a	8/8/2023	0.053J	No	18	0.09939	0.04279	0	None	No	0.0004426	Param Intra 1 of 2
Fluoride (mg/L)	GWC-9	0.096	n/a	8/8/2023	0.088J	No	19	n/a	n/a	42.11	n/a	n/a	0.004832	NP Intra (normality) 1 of 2
pH (S.U.)	GWA-15	5.739	5.209	8/3/2023	5.48	No	23	5.474	0.1111	0	None	No	0.0002213	Param Intra 1 of 2
pH (S.U.)	GWA-16	6.555	6.214	8/3/2023	6.24	No	22	6.384	0.07089	0	None	No	0.0002213	Param Intra 1 of 2
pH (S.U.)	GWA-17	6.376	5.66	8/3/2023	6.22	No	22	6.018	0.149	0	None	No	0.0002213	Param Intra 1 of 2
pH (S.U.)	GWC-1	6.787	6.263	8/9/2023	6.57	No	23	6.525	0.1099	0	None	No	0.0002213	Param Intra 1 of 2
pH (S.U.)	GWC-10	6.617	6.06	8/9/2023	6.3	No	24	6.338	0.1176	0	None	No	0.0002213	Param Intra 1 of 2
pH (S.U.)	GWC-11	6.371	5.929	8/9/2023	6.24	No	22	6.15	0.09196	0	None	No	0.0002213	Param Intra 1 of 2
pH (S.U.)	GWC-12	5.44	4.817	8/9/2023	5.1	No	23	5.128	0.1305	0	None	No	0.0002213	Param Intra 1 of 2
pH (S.U.)	GWC-13	6.051	5.681	8/9/2023	5.95	No	23	202.5	8.027	0	None	x^3	0.0002213	Param Intra 1 of 2
pH (S.U.)	GWC-14	5.862	5.335	8/9/2023	5.57	No	22	5.598	0.1095	0	None	No	0.0002213	Param Intra 1 of 2
pH (S.U.)	GWC-18	6.527	6.151	8/9/2023	6.41	No	23	6.339	0.07879	0	None	No	0.0002213	Param Intra 1 of 2
pH (S.U.)	GWC-19	6.528	6.2	8/8/2023	6.32	No	23	6.364	0.0688	0	None	No	0.0002213	Param Intra 1 of 2
pH (S.U.)	GWC-2	7	6.23	8/9/2023	6.6	No	21	n/a	n/a	0	n/a	n/a	0.007998	NP Intra (normality) 1 of 2
pH (S.U.)	GWC-20	6.713	6.333	8/8/2023	6.59	No	25	6.523	0.08092	0	None	No	0.0002213	Param Intra 1 of 2
pH (S.U.)	GWC-3	6.199	5.711	8/9/2023	6.07	No	22	5.955	0.1016	0	None	No	0.0002213	Param Intra 1 of 2
pH (S.U.)	GWC-4	6.554	6.011	8/8/2023	6.3	No	24	6.282	0.1147	0	None	No	0.0002213	Param Intra 1 of 2
pH (S.U.)	GWC-5	6.238	5.374	8/8/2023	6.16	No	23	5.806	0.1811	0	None	No	0.0002213	Param Intra 1 of 2
pH (S.U.)	GWC-6	6.43	6.09	8/8/2023	6.37	No	23	n/a	n/a	0	n/a	n/a	0.006831	NP Intra (normality) 1 of 2
pH (S.U.)	GWC-7	6.42	5.96	8/8/2023	6.48	Yes	21	n/a	n/a	0	n/a	n/a	0.007998	NP Intra (normality) 1 of 2
pH (S.U.)	GWC-8A	7.26	6.24	8/8/2023	6.38	No	26	n/a	n/a	0	n/a	n/a	0.005334	NP Intra (normality) 1 of 2
pH (S.U.)	GWC-9	6.907	6.275	8/8/2023	6.63	No	23	6.591	0.1325	0	None	No	0.0002213	Param Intra 1 of 2
Sulfate (mg/L)	GWA-15	3.1	n/a	8/3/2023	1.7	No	19	n/a	n/a	42.11	n/a	n/a	0.004832	NP Intra (normality) 1 of 2
Sulfate (mg/L)	GWA-16	1	n/a	8/3/2023	0.4J	No	19	n/a	n/a	94.74	n/a	n/a	0.004832	NP Intra (NDs) 1 of 2
Sulfate (mg/L)	GWA-17	1	n/a	8/3/2023	1ND	No	19	n/a	n/a	84.21	n/a	n/a	0.004832	NP Intra (NDs) 1 of 2
Sulfate (mg/L)	GWC-1	1.5	n/a	8/9/2023	0.46J	No	19	n/a	n/a	42.11	n/a	n/a	0.004832	NP Intra (normality) 1 of 2
Sulfate (mg/L)	GWC-10	1.2	n/a	8/9/2023	2.3	Yes	11	n/a	n/a	27.27	n/a	n/a	0.01276	NP Intra (normality) 1 of 2
Sulfate (mg/L)	GWC-11	1	n/a	8/9/2023	1ND	No	19	n/a	n/a	89.47	n/a	n/a	0.004832	NP Intra (NDs) 1 of 2
Sulfate (mg/L)	GWC-12	1.3	n/a	8/9/2023	1ND	No	19	n/a	n/a	73.68	n/a	n/a	0.004832	NP Intra (NDs) 1 of 2
Sulfate (mg/L)	GWC-13	1.3	n/a	8/9/2023	1.3	No	18	n/a	n/a	55.56	n/a	n/a	0.005373	NP Intra (NDs) 1 of 2
Sulfate (mg/L)	GWC-14	1	n/a	8/9/2023	1ND	No	19	n/a	n/a	78.95	n/a	n/a	0.004832	NP Intra (NDs) 1 of 2
Sulfate (mg/L)	GWC-18	1	n/a	8/9/2023	1ND	No	19	n/a	n/a	84.21	n/a	n/a	0.004832	NP Intra (NDs) 1 of 2
Sulfate (mg/L)	GWC-19	1.9	n/a	8/8/2023	1ND	No	19	n/a	n/a	84.21	n/a	n/a	0.004832	NP Intra (NDs) 1 of 2
Sulfate (mg/L)	GWC-2	1.1	n/a	8/9/2023	0.51J	No	19	n/a	n/a	57.89	n/a	n/a	0.004832	NP Intra (NDs) 1 of 2
Sulfate (mg/L)	GWC-20	1.4	n/a	8/8/2023	1ND	No	19	n/a	n/a	84.21	n/a	n/a	0.004832	NP Intra (NDs) 1 of 2
Sulfate (mg/L)	GWC-3	1.1	n/a	8/9/2023	3.6	Yes	19	n/a	n/a	57.89	n/a	n/a	0.004832	NP Intra (NDs) 1 of 2
Sulfate (mg/L)	GWC-4	6.288	n/a	8/8/2023	53	Yes	15	2.937	1.27	0	None	No	0.0004426	Param Intra 1 of 2
Sulfate (mg/L)	GWC-5	270	n/a	8/8/2023	79	No	9	n/a	n/a	0	n/a	n/a	0.01809	NP Intra (normality) 1 of 2
Sulfate (mg/L)	GWC-6	17.05	n/a	8/8/2023	6.5	No	19	10.62	2.592	0	None	No	0.0004426	Param Intra 1 of 2
Sulfate (mg/L)	GWC-7	1	n/a	8/8/2023	1ND	No	19	n/a	n/a	78.95	n/a	n/a	0.004832	NP Intra (NDs) 1 of 2

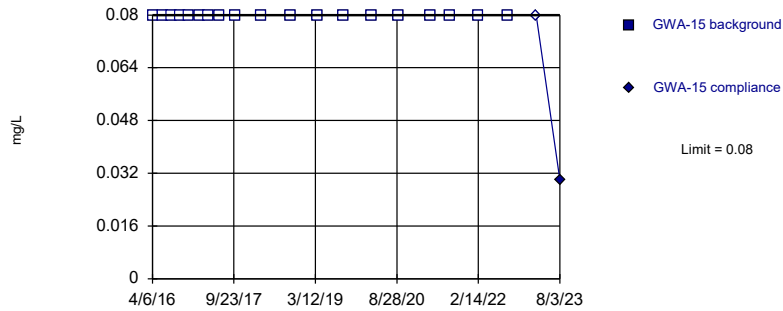
Appendix III Intrawell Prediction Limits - All Results

Plant Scherer Client: Southern Company Data: Scherer Cell 1-CCR Printed 9/26/2023, 3:55 PM

Constituent	Well	Upper Lim.	Lower Lim.	Date	Observ.	Sig.	Bg N	Bg Mean	Std. Dev.	%NDs	ND Adj.	Transform	Alpha	Method
Sulfate (mg/L)	GWC-8A	53.18	n/a	8/8/2023	7.8	No	18	28.21	9.948	0	None	No	0.0004426	Param Intra 1 of 2
Sulfate (mg/L)	GWC-9	18.9	n/a	8/8/2023	13	No	19	3.156	0.4807	0	None	sqrt(x)	0.0004426	Param Intra 1 of 2
Total Dissolved Solids (mg/L)	GWA-15	87.07	n/a	8/3/2023	53	No	19	40.21	18.91	10.53	None	No	0.0004426	Param Intra 1 of 2
Total Dissolved Solids (mg/L)	GWA-16	150.1	n/a	8/3/2023	110	No	19	96.53	21.6	0	None	No	0.0004426	Param Intra 1 of 2
Total Dissolved Solids (mg/L)	GWA-17	132.9	n/a	8/3/2023	85	No	19	71	24.98	0	None	No	0.0004426	Param Intra 1 of 2
Total Dissolved Solids (mg/L)	GWC-1	167.9	n/a	8/9/2023	140	No	19	132.5	14.28	0	None	No	0.0004426	Param Intra 1 of 2
Total Dissolved Solids (mg/L)	GWC-10	187.5	n/a	8/9/2023	140	No	18	133.7	21.41	0	None	No	0.0004426	Param Intra 1 of 2
Total Dissolved Solids (mg/L)	GWC-11	143.4	n/a	8/9/2023	98	No	18	100.2	17.2	0	None	No	0.0004426	Param Intra 1 of 2
Total Dissolved Solids (mg/L)	GWC-12	107.1	n/a	8/9/2023	27	No	19	2.621	0.8282	21.05	Kaplan-Meier	ln(x)	0.0004426	Param Intra 1 of 2
Total Dissolved Solids (mg/L)	GWC-13	113.1	n/a	8/9/2023	74	No	18	60.17	21.09	0	None	No	0.0004426	Param Intra 1 of 2
Total Dissolved Solids (mg/L)	GWC-14	103.2	n/a	8/9/2023	64	No	19	56.63	18.81	0	None	No	0.0004426	Param Intra 1 of 2
Total Dissolved Solids (mg/L)	GWC-18	129.2	n/a	8/9/2023	95	No	19	85.53	17.63	0	None	No	0.0004426	Param Intra 1 of 2
Total Dissolved Solids (mg/L)	GWC-19	172.7	n/a	8/8/2023	130	No	19	98.16	30.06	0	None	No	0.0004426	Param Intra 1 of 2
Total Dissolved Solids (mg/L)	GWC-2	177.4	n/a	8/9/2023	120	No	19	15383	6489	0	None	x^2	0.0004426	Param Intra 1 of 2
Total Dissolved Solids (mg/L)	GWC-20	149	n/a	8/8/2023	130	No	19	106.5	17.15	0	None	No	0.0004426	Param Intra 1 of 2
Total Dissolved Solids (mg/L)	GWC-3	116.5	n/a	8/9/2023	88	No	19	80	14.73	0	None	No	0.0004426	Param Intra 1 of 2
Total Dissolved Solids (mg/L)	GWC-4	178.1	n/a	8/8/2023	220	Yes	19	123.4	22.1	0	None	No	0.0004426	Param Intra 1 of 2
Total Dissolved Solids (mg/L)	GWC-5	1348	n/a	8/8/2023	230	No	10	7.445	1.178	0	None	x^(1/3)	0.0004426	Param Intra 1 of 2
Total Dissolved Solids (mg/L)	GWC-6	183	n/a	8/8/2023	110	No	19	146.4	14.75	0	None	No	0.0004426	Param Intra 1 of 2
Total Dissolved Solids (mg/L)	GWC-7	160.2	n/a	8/8/2023	130	No	19	119.8	16.3	0	None	No	0.0004426	Param Intra 1 of 2
Total Dissolved Solids (mg/L)	GWC-8A	425.3	n/a	8/8/2023	910	Yes	17	15.22	2.125	0	None	sqrt(x)	0.0004426	Param Intra 1 of 2
Total Dissolved Solids (mg/L)	GWC-9	201.4	n/a	8/8/2023	150	No	19	20889	7938	0	None	x^2	0.0004426	Param Intra 1 of 2

Within Limit

Prediction Limit
Intrawell Non-parametric

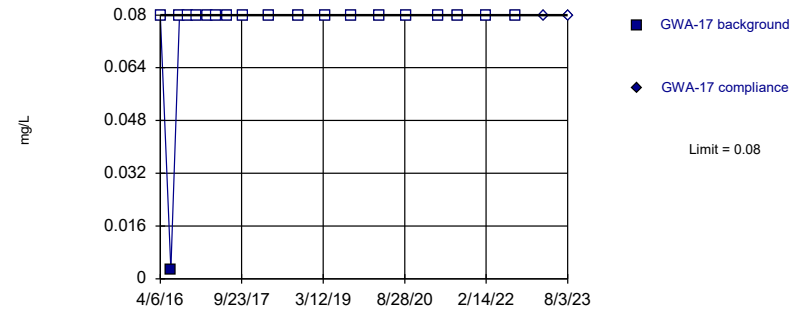


Non-parametric test used in lieu of parametric prediction limit because censored data exceeded 50%. All background values (n = 19) were censored; limit is most recent reporting limit. Well-constituent pair annual alpha = 0.009641. Individual comparison alpha = 0.004832 (1 of 2).

Constituent: Boron Analysis Run 9/26/2023 3:46 PM View: Appendix III - Intrawell
Plant Scherer Client: Southern Company Data: Scherer Cell 1-CCR

Within Limit

Prediction Limit
Intrawell Non-parametric

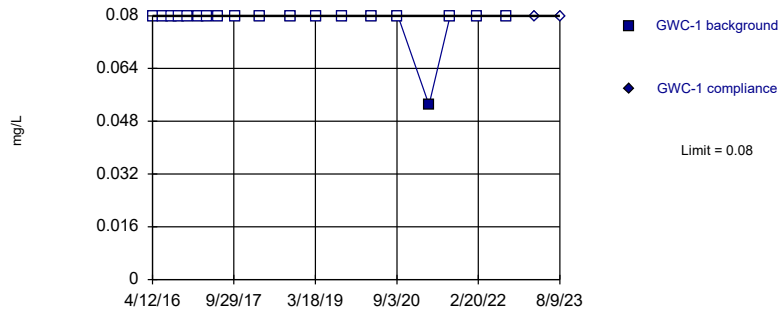


Non-parametric test used in lieu of parametric prediction limit because censored data exceeded 50%. Limit is highest of 19 background values. 94.74% NDs. Well-constituent pair annual alpha = 0.009641. Individual comparison alpha = 0.004832 (1 of 2).

Constituent: Boron Analysis Run 9/26/2023 3:47 PM View: Appendix III - Intrawell
Plant Scherer Client: Southern Company Data: Scherer Cell 1-CCR

Within Limit

Prediction Limit
Intrawell Non-parametric

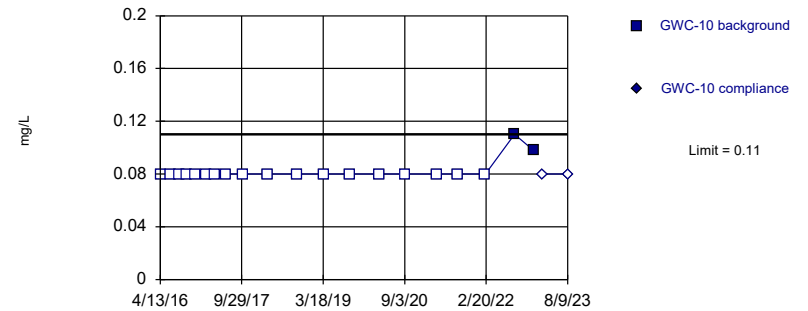


Non-parametric test used in lieu of parametric prediction limit because censored data exceeded 50%. Limit is highest of 19 background values. 94.74% NDs. Well-constituent pair annual alpha = 0.009641. Individual comparison alpha = 0.004832 (1 of 2).

Constituent: Boron Analysis Run 9/26/2023 3:47 PM View: Appendix III - Intrawell
Plant Scherer Client: Southern Company Data: Scherer Cell 1-CCR

Within Limit

Prediction Limit
Intrawell Non-parametric

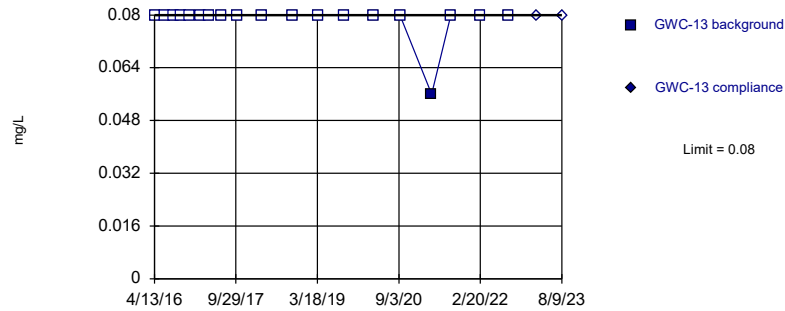


Non-parametric test used in lieu of parametric prediction limit because censored data exceeded 50%. Limit is highest of 20 background values. 90% NDs. Well-constituent pair annual alpha = 0.008564. Individual comparison alpha = 0.004291 (1 of 2).

Constituent: Boron Analysis Run 9/26/2023 3:47 PM View: Appendix III - Intrawell
Plant Scherer Client: Southern Company Data: Scherer Cell 1-CCR

Within Limit

Prediction Limit
Intrawell Non-parametric

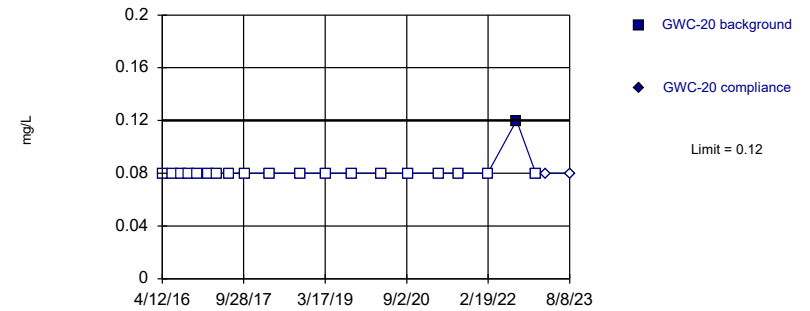


Non-parametric test used in lieu of parametric prediction limit because censored data exceeded 50%. Limit is highest of 19 background values. 94.74% NDs. Well-constituent pair annual alpha = 0.009641. Individual comparison alpha = 0.004832 (1 of 2).

Constituent: Boron Analysis Run 9/26/2023 3:47 PM View: Appendix III - Intrawell
Plant Scherer Client: Southern Company Data: Scherer Cell 1-CCR

Within Limit

Prediction Limit
Intrawell Non-parametric

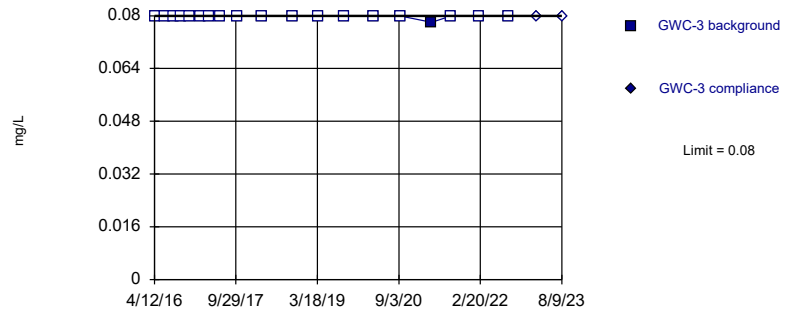


Non-parametric test used in lieu of parametric prediction limit because censored data exceeded 50%. Limit is highest of 20 background values. 95% NDs. Well-constituent pair annual alpha = 0.008564. Individual comparison alpha = 0.004291 (1 of 2).

Constituent: Boron Analysis Run 9/26/2023 3:47 PM View: Appendix III - Intrawell
Plant Scherer Client: Southern Company Data: Scherer Cell 1-CCR

Within Limit

Prediction Limit
Intrawell Non-parametric

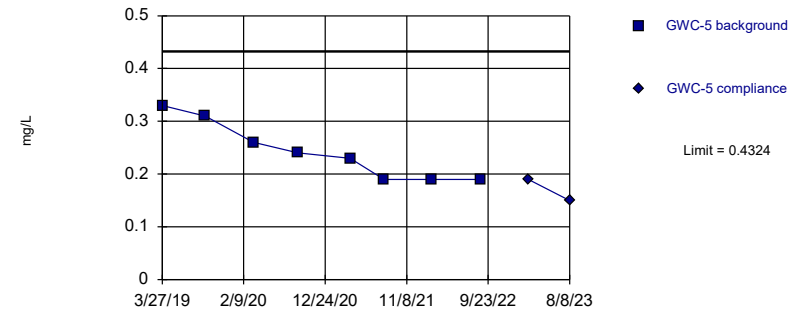


Non-parametric test used in lieu of parametric prediction limit because censored data exceeded 50%. Limit is highest of 19 background values. 94.74% NDs. Well-constituent pair annual alpha = 0.009641. Individual comparison alpha = 0.004832 (1 of 2).

Constituent: Boron Analysis Run 9/26/2023 3:47 PM View: Appendix III - Intrawell
Plant Scherer Client: Southern Company Data: Scherer Cell 1-CCR

Within Limit

Prediction Limit
Intrawell Parametric

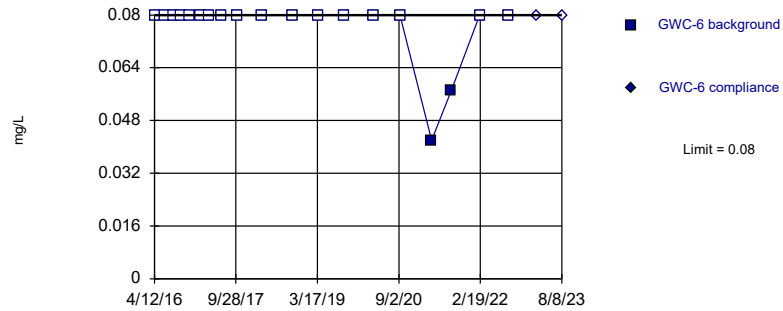


Background Data Summary: Mean=0.2425, Std. Dev.=0.05471, n=8. Normality test: Shapiro Wilk @alpha = 0.1, calculated = 0.8758, critical = 0.851. Kappa = 3.472 (c=7, w=17, 1 of 2, event alpha = 0.05132). Report alpha = 0.0004426.

Constituent: Boron Analysis Run 9/26/2023 3:47 PM View: Appendix III - Intrawell
Plant Scherer Client: Southern Company Data: Scherer Cell 1-CCR

Within Limit

Prediction Limit
 Intrawell Non-parametric

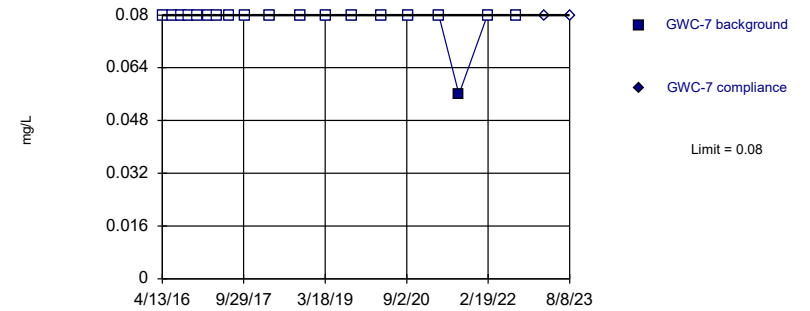


Non-parametric test used in lieu of parametric prediction limit because censored data exceeded 50%. Limit is highest of 19 background values. 89.47% NDs. Well-constituent pair annual alpha = 0.009641. Individual comparison alpha = 0.004832 (1 of 2).

Constituent: Boron Analysis Run 9/26/2023 3:47 PM View: Appendix III - Intrawell
 Plant Scherer Client: Southern Company Data: Scherer Cell 1-CCR

Within Limit

Prediction Limit
 Intrawell Non-parametric

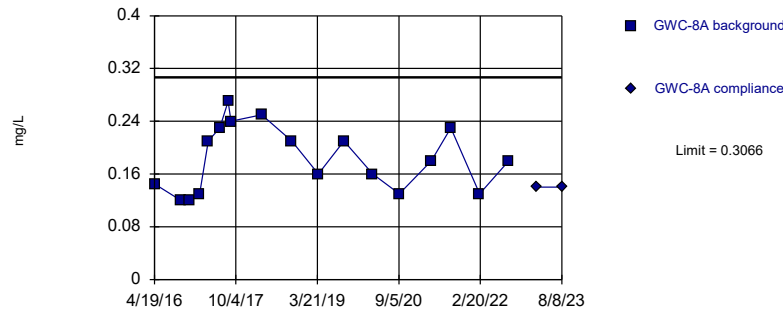


Non-parametric test used in lieu of parametric prediction limit because censored data exceeded 50%. Limit is highest of 19 background values. 94.74% NDs. Well-constituent pair annual alpha = 0.009641. Individual comparison alpha = 0.004832 (1 of 2).

Constituent: Boron Analysis Run 9/26/2023 3:47 PM View: Appendix III - Intrawell
 Plant Scherer Client: Southern Company Data: Scherer Cell 1-CCR

Within Limit

Prediction Limit
 Intrawell Parametric

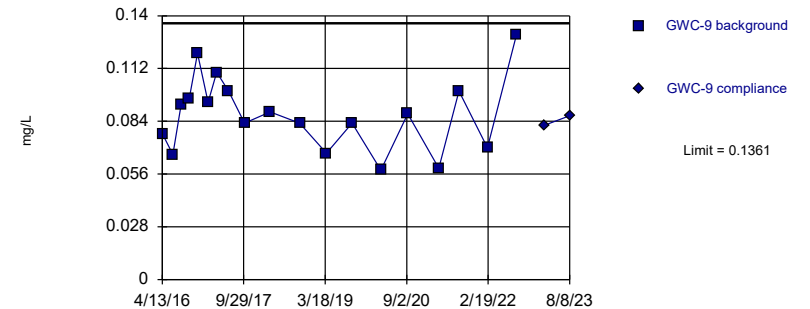


Background Data Summary: Mean=0.1836, Std. Dev.=0.04898, n=18. Normality test: Shapiro Wilk @alpha = 0.05, calculated = 0.925, critical = 0.897. Kappa = 2.511 (c=7, w=17, 1 of 2, event alpha = 0.05132). Report alpha = 0.0004426.

Constituent: Boron Analysis Run 9/26/2023 3:47 PM View: Appendix III - Intrawell
 Plant Scherer Client: Southern Company Data: Scherer Cell 1-CCR

Within Limit

Prediction Limit
 Intrawell Parametric

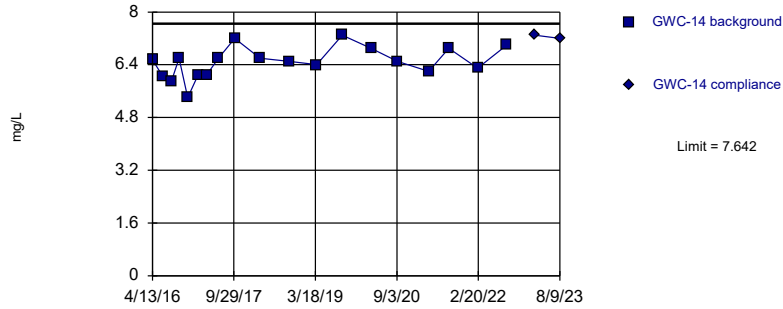


Background Data Summary: Mean=0.08772, Std. Dev.=0.01951, n=19. Normality test: Shapiro Wilk @alpha = 0.05, calculated = 0.9681, critical = 0.901. Kappa = 2.478 (c=7, w=17, 1 of 2, event alpha = 0.05132). Report alpha = 0.0004426.

Constituent: Boron Analysis Run 9/26/2023 3:47 PM View: Appendix III - Intrawell
 Plant Scherer Client: Southern Company Data: Scherer Cell 1-CCR

Within Limit

Prediction Limit
Intrawell Parametric

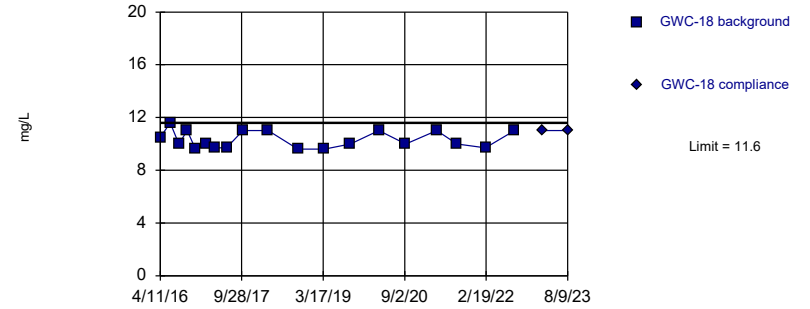


Background Data Summary: Mean=6.478, Std. Dev.=0.4694, n=19. Normality test: Shapiro Wilk @alpha = 0.05, calculated = 0.9768, critical = 0.901. Kappa = 2.478 (c=7, w=17, 1 of 2, event alpha = 0.05132). Report alpha = 0.0004426.

Constituent: Calcium Analysis Run 9/26/2023 3:47 PM View: Appendix III - Intrawell
Plant Scherer Client: Southern Company Data: Scherer Cell 1-CCR

Within Limit

Prediction Limit
Intrawell Non-parametric

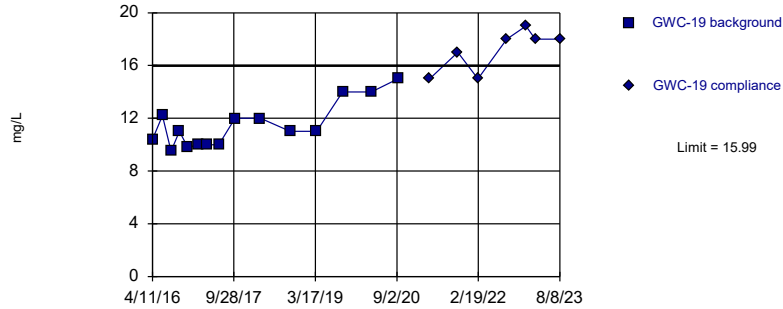


Non-parametric test used in lieu of parametric prediction limit because the Shapiro Wilk normality test showed the data to be non-normal at the 0.05 alpha level. Limit is highest of 19 background values. Well-constituent pair annual alpha = 0.009641. Individual comparison alpha = 0.004832 (1 of 2).

Constituent: Calcium Analysis Run 9/26/2023 3:47 PM View: Appendix III - Intrawell
Plant Scherer Client: Southern Company Data: Scherer Cell 1-CCR

Exceeds Limit

Prediction Limit
Intrawell Parametric

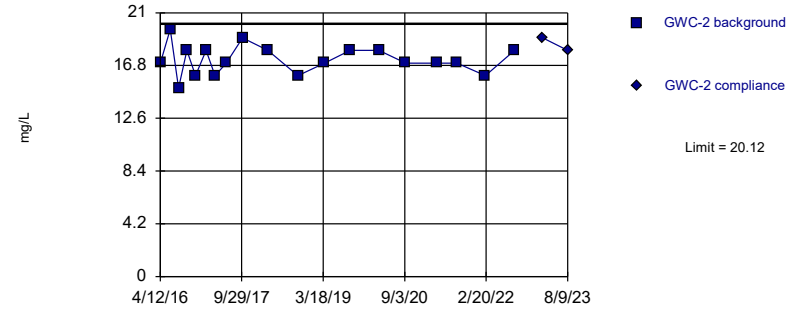


Background Data Summary: Mean=11.46, Std. Dev.=1.718, n=15. Normality test: Shapiro Wilk @alpha = 0.05, calculated = 0.884, critical = 0.881. Kappa = 2.638 (c=7, w=17, 1 of 2, event alpha = 0.05132). Report alpha = 0.0004426.

Constituent: Calcium Analysis Run 9/26/2023 3:47 PM View: Appendix III - Intrawell
Plant Scherer Client: Southern Company Data: Scherer Cell 1-CCR

Within Limit

Prediction Limit
Intrawell Parametric

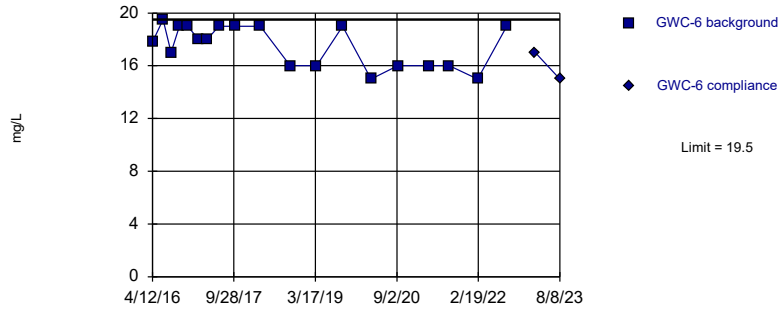


Background Data Summary: Mean=17.25, Std. Dev.=1.158, n=19. Normality test: Shapiro Wilk @alpha = 0.05, calculated = 0.9403, critical = 0.901. Kappa = 2.478 (c=7, w=17, 1 of 2, event alpha = 0.05132). Report alpha = 0.0004426.

Constituent: Calcium Analysis Run 9/26/2023 3:47 PM View: Appendix III - Intrawell
Plant Scherer Client: Southern Company Data: Scherer Cell 1-CCR

Within Limit

Prediction Limit
Intrawell Non-parametric

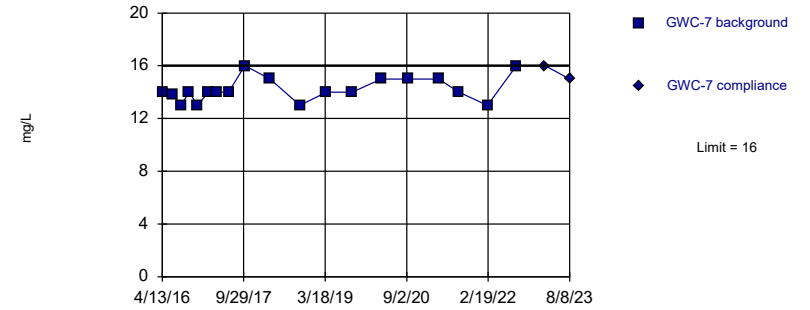


Non-parametric test used in lieu of parametric prediction limit because the Shapiro Wilk normality test showed the data to be non-normal at the 0.05 alpha level. Limit is highest of 19 background values. Well-constituent pair annual alpha = 0.009641. Individual comparison alpha = 0.004832 (1 of 2).

Constituent: Calcium Analysis Run 9/26/2023 3:47 PM View: Appendix III - Intrawell
Plant Scherer Client: Southern Company Data: Scherer Cell 1-CCR

Within Limit

Prediction Limit
Intrawell Non-parametric

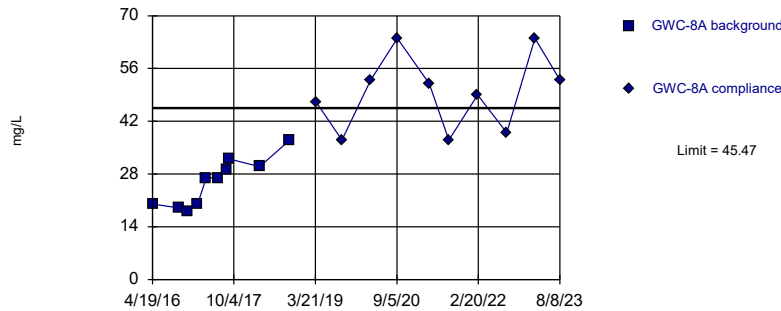


Non-parametric test used in lieu of parametric prediction limit because the Shapiro Wilk normality test showed the data to be non-normal at the 0.05 alpha level. Limit is highest of 19 background values. Well-constituent pair annual alpha = 0.009641. Individual comparison alpha = 0.004832 (1 of 2).

Constituent: Calcium Analysis Run 9/26/2023 3:47 PM View: Appendix III - Intrawell
Plant Scherer Client: Southern Company Data: Scherer Cell 1-CCR

Exceeds Limit

Prediction Limit
Intrawell Parametric

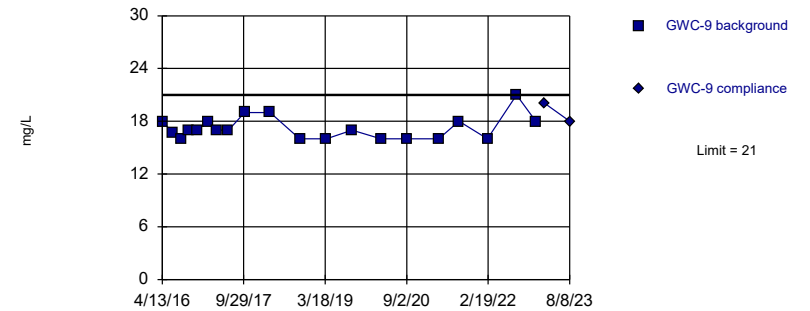


Background Data Summary: Mean=25.9, Std. Dev.=6.402, n=10. Normality test: Shapiro Wilk @alpha = 0.05, calculated = 0.9203, critical = 0.842. Kappa = 3.058 (c=7, w=17, 1 of 2, event alpha = 0.05132). Report alpha = 0.0004426.

Constituent: Calcium Analysis Run 9/26/2023 3:47 PM View: Appendix III - Intrawell
Plant Scherer Client: Southern Company Data: Scherer Cell 1-CCR

Within Limit

Prediction Limit
Intrawell Non-parametric

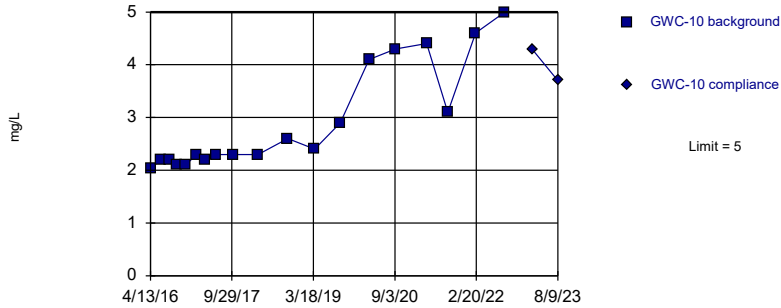


Non-parametric test used in lieu of parametric prediction limit because the Shapiro Wilk normality test showed the data to be non-normal at the 0.01 alpha level. Limit is highest of 20 background values. Well-constituent pair annual alpha = 0.008564. Individual comparison alpha = 0.004291 (1 of 2).

Constituent: Calcium Analysis Run 9/26/2023 3:47 PM View: Appendix III - Intrawell
Plant Scherer Client: Southern Company Data: Scherer Cell 1-CCR

Within Limit

Prediction Limit
Intrawell Non-parametric

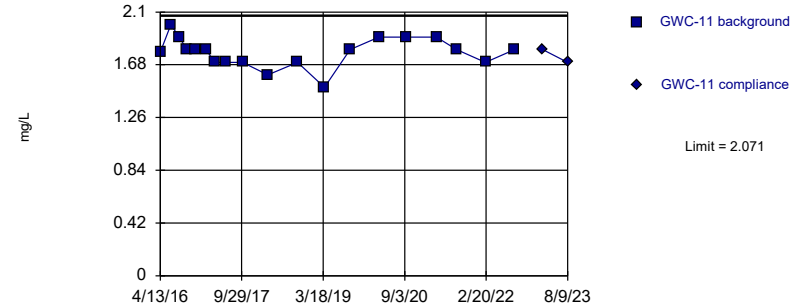


Non-parametric test used in lieu of parametric prediction limit because the Shapiro Wilk normality test showed the data to be non-normal at the 0.05 alpha level. Limit is highest of 19 background values. Well-constituent pair annual alpha = 0.009641. Individual comparison alpha = 0.004832 (1 of 2).

Constituent: Chloride Analysis Run 9/26/2023 3:47 PM View: Appendix III - Intrawell
Plant Scherer Client: Southern Company Data: Scherer Cell 1-CCR

Within Limit

Prediction Limit
Intrawell Parametric

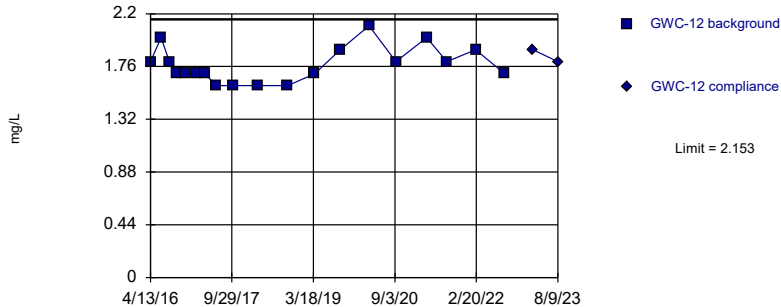


Background Data Summary: Mean=1.778, Std. Dev.=0.1181, n=19. Normality test: Shapiro Wilk @alpha = 0.05, calculated = 0.9399, critical = 0.901. Kappa = 2.478 (c=7, w=17, 1 of 2, event alpha = 0.05132). Report alpha = 0.0004426.

Constituent: Chloride Analysis Run 9/26/2023 3:47 PM View: Appendix III - Intrawell
Plant Scherer Client: Southern Company Data: Scherer Cell 1-CCR

Within Limit

Prediction Limit
Intrawell Parametric

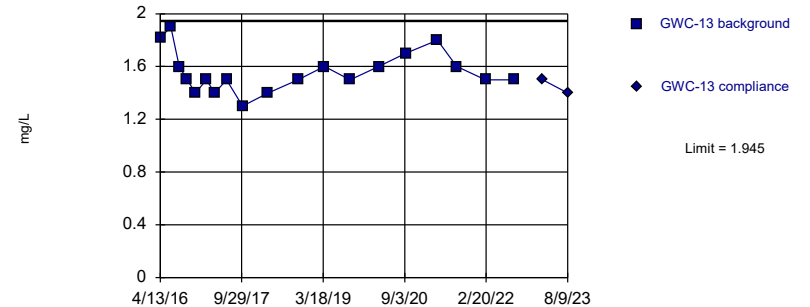


Background Data Summary (based on square root transformation): Mean=1.331, Std. Dev.=0.0551, n=19. Normality test: Shapiro Wilk @alpha = 0.05, calculated = 0.9056, critical = 0.901. Kappa = 2.478 (c=7, w=17, 1 of 2, event alpha = 0.05132). Report alpha = 0.0004426.

Constituent: Chloride Analysis Run 9/26/2023 3:47 PM View: Appendix III - Intrawell
Plant Scherer Client: Southern Company Data: Scherer Cell 1-CCR

Within Limit

Prediction Limit
Intrawell Parametric

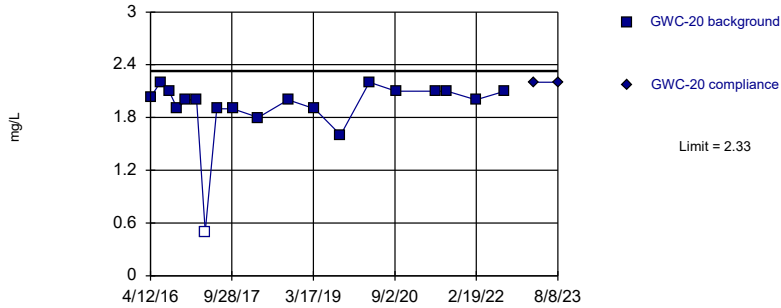


Background Data Summary: Mean=1.559, Std. Dev.=0.1557, n=19. Normality test: Shapiro Wilk @alpha = 0.05, calculated = 0.9182, critical = 0.901. Kappa = 2.478 (c=7, w=17, 1 of 2, event alpha = 0.05132). Report alpha = 0.0004426.

Constituent: Chloride Analysis Run 9/26/2023 3:47 PM View: Appendix III - Intrawell
Plant Scherer Client: Southern Company Data: Scherer Cell 1-CCR

Within Limit

Prediction Limit Intrawell Parametric

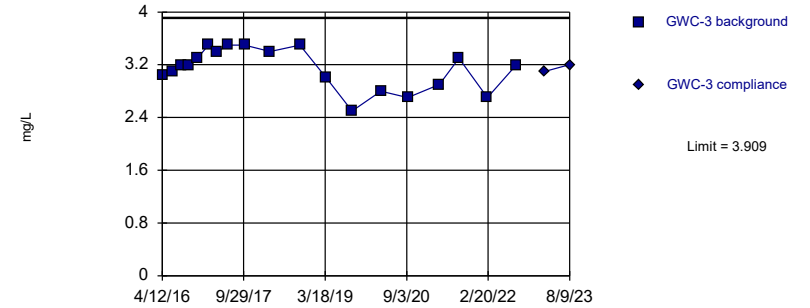


Background Data Summary (based on x^4 transformation): Mean=15.49, Std. Dev.=5.649, n=19, 5.263% NDs. Normality test: Shapiro Wilk @alpha = 0.05, calculated = 0.9069, critical = 0.901. Kappa = 2.478 (c=7, w=17, 1 of 2, event alpha = 0.05132). Report alpha = 0.0004426.

Constituent: Chloride Analysis Run 9/26/2023 3:48 PM View: Appendix III - Intrawell
Plant Scherer Client: Southern Company Data: Scherer Cell 1-CCR

Within Limit

Prediction Limit Intrawell Parametric

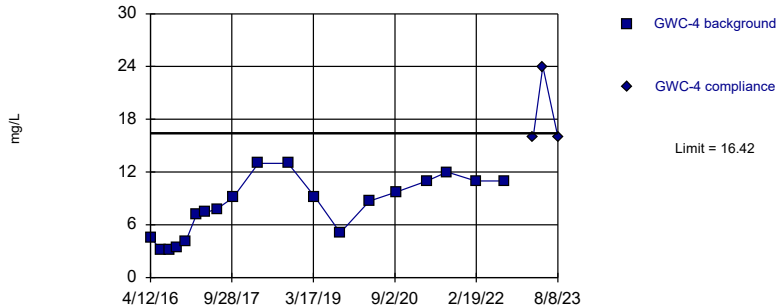


Background Data Summary: Mean=3.144, Std. Dev.=0.3088, n=19. Normality test: Shapiro Wilk @alpha = 0.05, calculated = 0.9216, critical = 0.901. Kappa = 2.478 (c=7, w=17, 1 of 2, event alpha = 0.05132). Report alpha = 0.0004426.

Constituent: Chloride Analysis Run 9/26/2023 3:48 PM View: Appendix III - Intrawell
Plant Scherer Client: Southern Company Data: Scherer Cell 1-CCR

Within Limit

Prediction Limit Intrawell Parametric

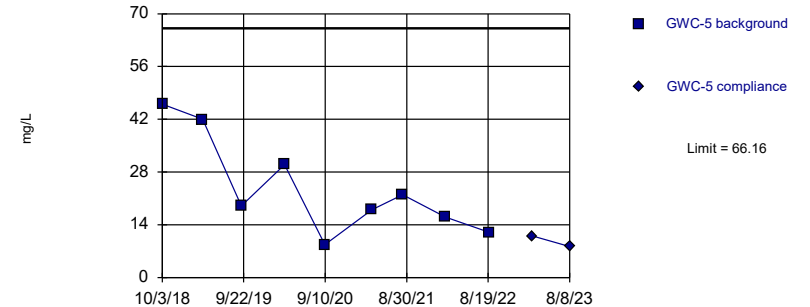


Background Data Summary: Mean=8.083, Std. Dev.=3.363, n=19. Normality test: Shapiro Wilk @alpha = 0.05, calculated = 0.9273, critical = 0.901. Kappa = 2.478 (c=7, w=17, 1 of 2, event alpha = 0.05132). Report alpha = 0.0004426.

Constituent: Chloride Analysis Run 9/26/2023 3:48 PM View: Appendix III - Intrawell
Plant Scherer Client: Southern Company Data: Scherer Cell 1-CCR

Within Limit

Prediction Limit Intrawell Parametric

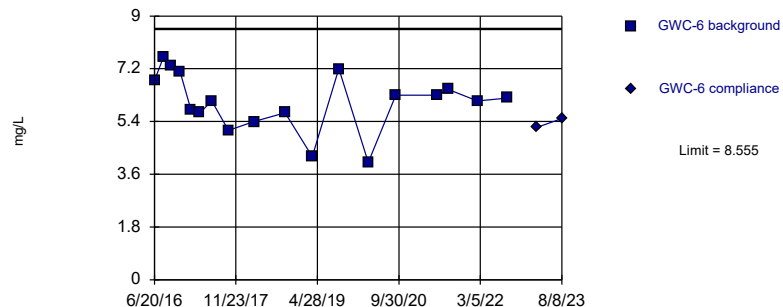


Background Data Summary: Mean=23.74, Std. Dev.=12.99, n=9. Normality test: Shapiro Wilk @alpha = 0.1, calculated = 0.8988, critical = 0.859. Kappa = 3.265 (c=7, w=17, 1 of 2, event alpha = 0.05132). Report alpha = 0.0004426.

Constituent: Chloride Analysis Run 9/26/2023 3:48 PM View: Appendix III - Intrawell
Plant Scherer Client: Southern Company Data: Scherer Cell 1-CCR

Within Limit

Prediction Limit
Intrawell Parametric

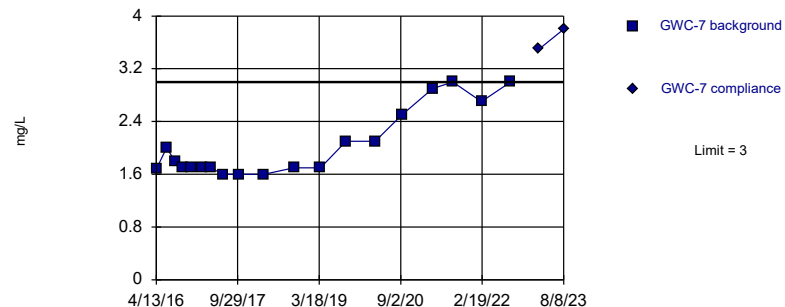


Background Data Summary: Mean=6.078, Std. Dev.=0.9867, n=18. Normality test: Shapiro Wilk @alpha = 0.05, calculated = 0.9531, critical = 0.897. Kappa = 2.511 (c=7, w=17, 1 of 2, event alpha = 0.05132). Report alpha = 0.0004426.

Constituent: Chloride Analysis Run 9/26/2023 3:48 PM View: Appendix III - Intrawell
Plant Scherer Client: Southern Company Data: Scherer Cell 1-CCR

Exceeds Limit

Prediction Limit
Intrawell Non-parametric

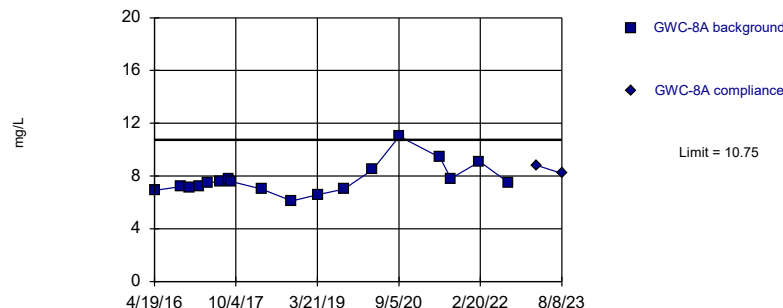


Non-parametric test used in lieu of parametric prediction limit because the Shapiro Wilk normality test showed the data to be non-normal at the 0.05 alpha level. Limit is highest of 19 background values. Well-constituent pair annual alpha = 0.009641. Individual comparison alpha = 0.004832 (1 of 2).

Constituent: Chloride Analysis Run 9/26/2023 3:48 PM View: Appendix III - Intrawell
Plant Scherer Client: Southern Company Data: Scherer Cell 1-CCR

Within Limit

Prediction Limit
Intrawell Parametric

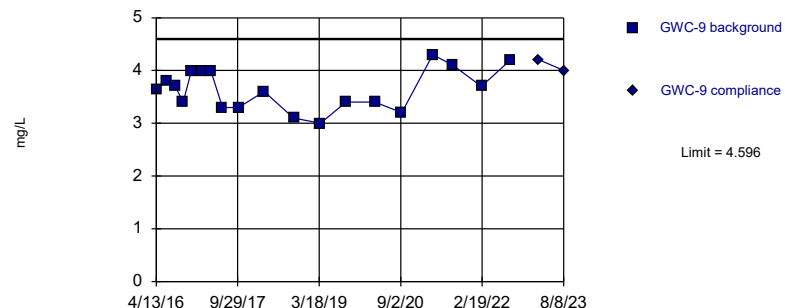


Background Data Summary (based on cube root transformation): Mean=1.972, Std. Dev.=0.09371, n=18. Normality test: Shapiro Wilk @alpha = 0.05, calculated = 0.8987, critical = 0.897. Kappa = 2.511 (c=7, w=17, 1 of 2, event alpha = 0.05132). Report alpha = 0.0004426.

Constituent: Chloride Analysis Run 9/26/2023 3:48 PM View: Appendix III - Intrawell
Plant Scherer Client: Southern Company Data: Scherer Cell 1-CCR

Within Limit

Prediction Limit
Intrawell Parametric

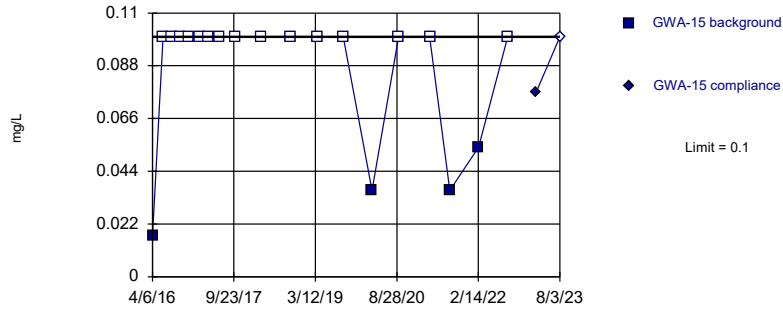


Background Data Summary: Mean=3.639, Std. Dev.=0.3861, n=19. Normality test: Shapiro Wilk @alpha = 0.05, calculated = 0.9602, critical = 0.901. Kappa = 2.478 (c=7, w=17, 1 of 2, event alpha = 0.05132). Report alpha = 0.0004426.

Constituent: Chloride Analysis Run 9/26/2023 3:48 PM View: Appendix III - Intrawell
Plant Scherer Client: Southern Company Data: Scherer Cell 1-CCR

Within Limit

Prediction Limit
Intrawell Non-parametric

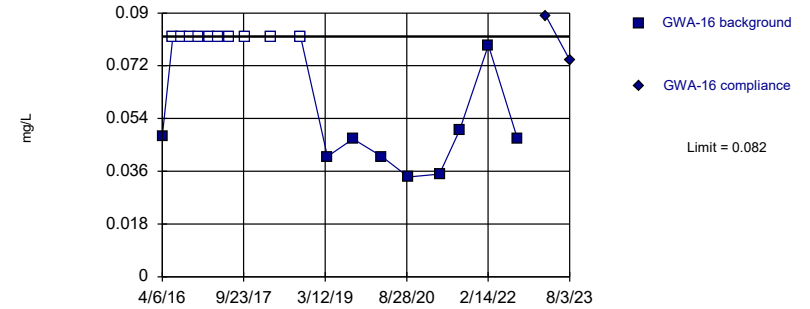


Non-parametric test used in lieu of parametric prediction limit because censored data exceeded 50%. Limit is highest of 19 background values. 78.95% NDs. Well-constituent pair annual alpha = 0.009641. Individual comparison alpha = 0.004832 (1 of 2).

Constituent: Fluoride Analysis Run 9/26/2023 3:48 PM View: Appendix III - Intrawell
Plant Scherer Client: Southern Company Data: Scherer Cell 1-CCR

Within Limit

Prediction Limit
Intrawell Non-parametric

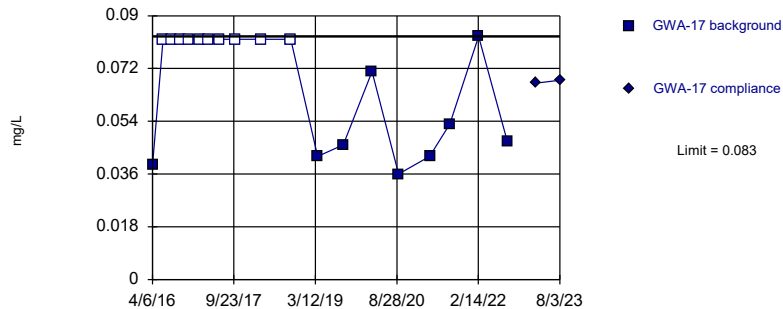


Non-parametric test used in lieu of parametric prediction limit because censored data exceeded 50%. Limit is highest of 19 background values. 52.63% NDs. Well-constituent pair annual alpha = 0.009641. Individual comparison alpha = 0.004832 (1 of 2).

Constituent: Fluoride Analysis Run 9/26/2023 3:48 PM View: Appendix III - Intrawell
Plant Scherer Client: Southern Company Data: Scherer Cell 1-CCR

Within Limit

Prediction Limit
Intrawell Non-parametric

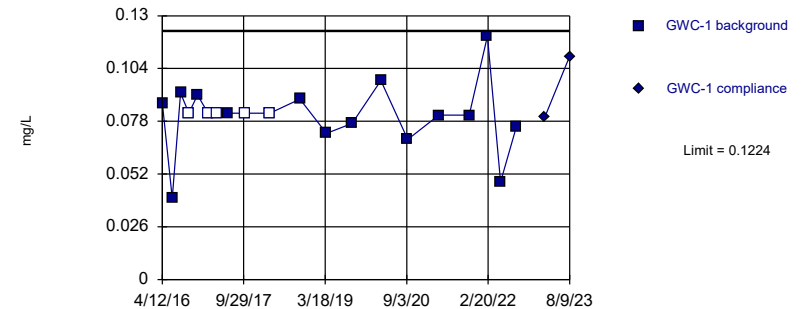


Non-parametric test used in lieu of parametric prediction limit because censored data exceeded 50%. Limit is highest of 19 background values. 52.63% NDs. Well-constituent pair annual alpha = 0.009641. Individual comparison alpha = 0.004832 (1 of 2).

Constituent: Fluoride Analysis Run 9/26/2023 3:48 PM View: Appendix III - Intrawell
Plant Scherer Client: Southern Company Data: Scherer Cell 1-CCR

Within Limit

Prediction Limit
Intrawell Parametric

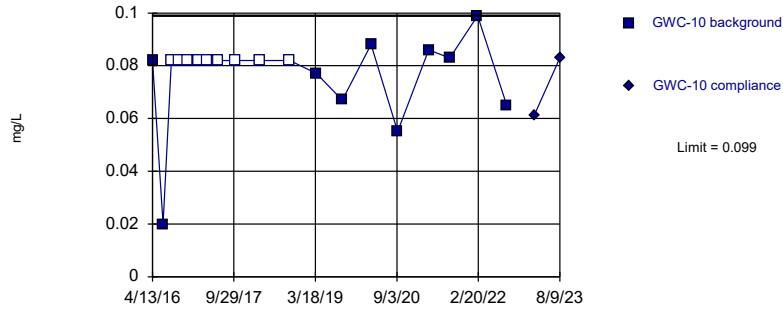


Background Data Summary (after Kaplan-Meier Adjustment): Mean=0.0761, Std. Dev.=0.01895, n=20, 25% NDs. Normality test: Shapiro Wilk @alpha = 0.01, calculated = 0.8835, critical = 0.868. Kappa = 2.446 (c=7, w=17, 1 of 2, event alpha = 0.05132). Report alpha = 0.0004426.

Constituent: Fluoride Analysis Run 9/26/2023 3:48 PM View: Appendix III - Intrawell
Plant Scherer Client: Southern Company Data: Scherer Cell 1-CCR

Within Limit

Prediction Limit
Intrawell Non-parametric

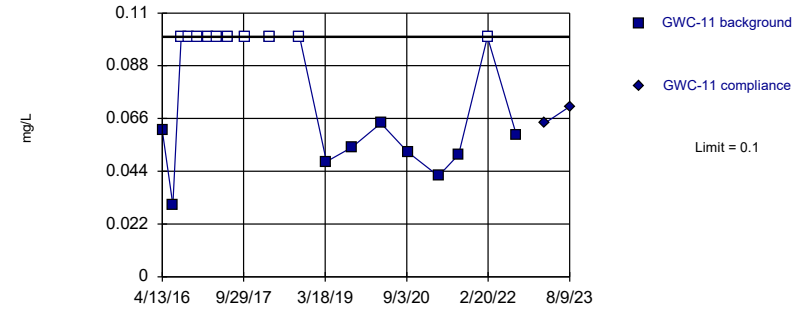


Non-parametric test used in lieu of parametric prediction limit because the Shapiro Wilk normality test showed the data to be non-normal at the 0.05 alpha level. Limit is highest of 19 background values. 47.37% NDs. Well-constituent pair annual alpha = 0.009641. Individual comparison alpha = 0.004832 (1 of 2).

Constituent: Fluoride Analysis Run 9/26/2023 3:48 PM View: Appendix III - Intrawell
Plant Scherer Client: Southern Company Data: Scherer Cell 1-CCR

Within Limit

Prediction Limit
Intrawell Non-parametric

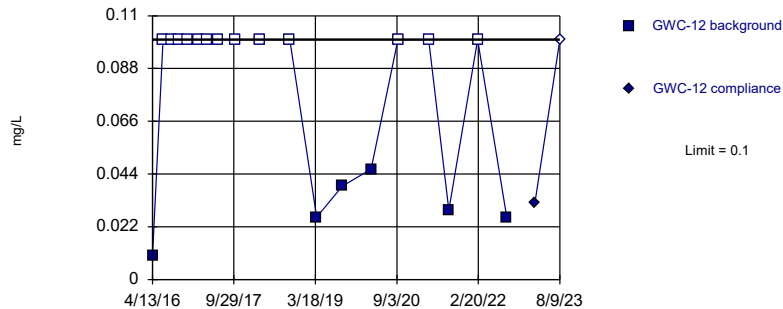


Non-parametric test used in lieu of parametric prediction limit because censored data exceeded 50%. Limit is highest of 19 background values. 52.63% NDs. Well-constituent pair annual alpha = 0.009641. Individual comparison alpha = 0.004832 (1 of 2).

Constituent: Fluoride Analysis Run 9/26/2023 3:48 PM View: Appendix III - Intrawell
Plant Scherer Client: Southern Company Data: Scherer Cell 1-CCR

Within Limit

Prediction Limit
Intrawell Non-parametric

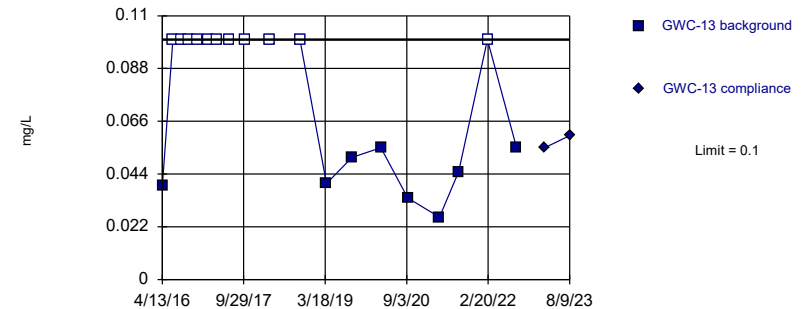


Non-parametric test used in lieu of parametric prediction limit because censored data exceeded 50%. Limit is highest of 19 background values. 68.42% NDs. Well-constituent pair annual alpha = 0.009641. Individual comparison alpha = 0.004832 (1 of 2).

Constituent: Fluoride Analysis Run 9/26/2023 3:48 PM View: Appendix III - Intrawell
Plant Scherer Client: Southern Company Data: Scherer Cell 1-CCR

Within Limit

Prediction Limit
Intrawell Non-parametric

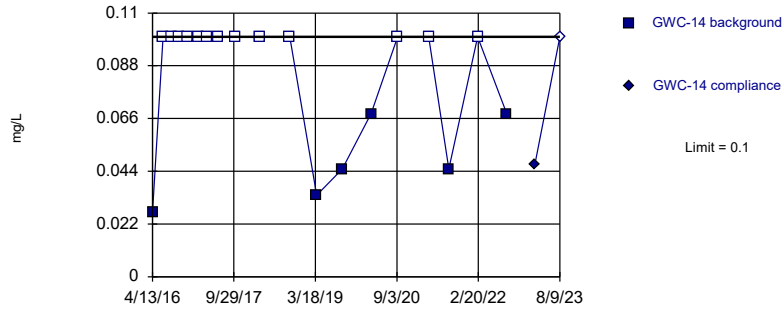


Non-parametric test used in lieu of parametric prediction limit because censored data exceeded 50%. Limit is highest of 19 background values. 57.89% NDs. Well-constituent pair annual alpha = 0.009641. Individual comparison alpha = 0.004832 (1 of 2).

Constituent: Fluoride Analysis Run 9/26/2023 3:48 PM View: Appendix III - Intrawell
Plant Scherer Client: Southern Company Data: Scherer Cell 1-CCR

Within Limit

Prediction Limit
Intrawell Non-parametric

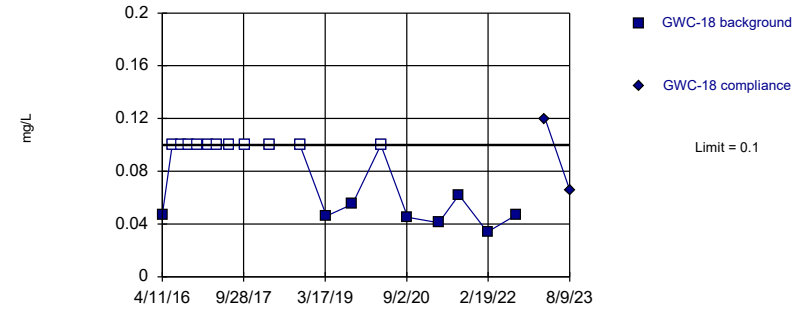


Non-parametric test used in lieu of parametric prediction limit because censored data exceeded 50%. Limit is highest of 19 background values. 68.42% NDs. Well-constituent pair annual alpha = 0.009641. Individual comparison alpha = 0.004832 (1 of 2).

Constituent: Fluoride Analysis Run 9/26/2023 3:48 PM View: Appendix III - Intrawell
Plant Scherer Client: Southern Company Data: Scherer Cell 1-CCR

Within Limit

Prediction Limit
Intrawell Non-parametric

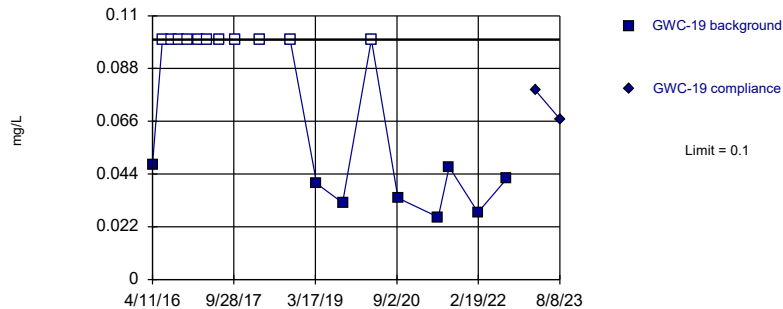


Non-parametric test used in lieu of parametric prediction limit because censored data exceeded 50%. Limit is highest of 19 background values. 57.89% NDs. Well-constituent pair annual alpha = 0.009641. Individual comparison alpha = 0.004832 (1 of 2).

Constituent: Fluoride Analysis Run 9/26/2023 3:48 PM View: Appendix III - Intrawell
Plant Scherer Client: Southern Company Data: Scherer Cell 1-CCR

Within Limit

Prediction Limit
Intrawell Non-parametric

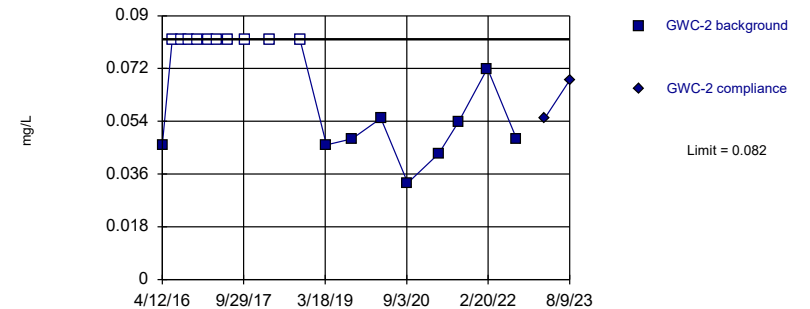


Non-parametric test used in lieu of parametric prediction limit because censored data exceeded 50%. Limit is highest of 19 background values. 57.89% NDs. Well-constituent pair annual alpha = 0.009641. Individual comparison alpha = 0.004832 (1 of 2).

Constituent: Fluoride Analysis Run 9/26/2023 3:48 PM View: Appendix III - Intrawell
Plant Scherer Client: Southern Company Data: Scherer Cell 1-CCR

Within Limit

Prediction Limit
Intrawell Non-parametric

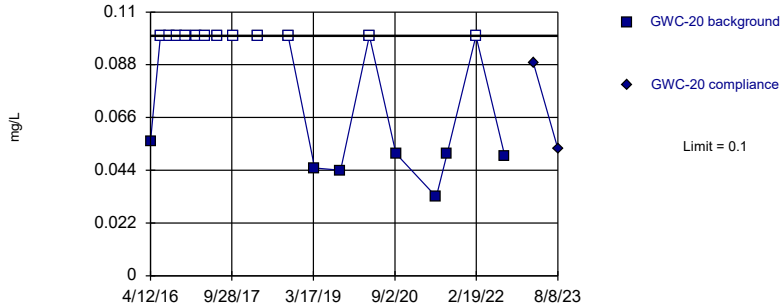


Non-parametric test used in lieu of parametric prediction limit because censored data exceeded 50%. Limit is highest of 19 background values. 52.63% NDs. Well-constituent pair annual alpha = 0.009641. Individual comparison alpha = 0.004832 (1 of 2).

Constituent: Fluoride Analysis Run 9/26/2023 3:48 PM View: Appendix III - Intrawell
Plant Scherer Client: Southern Company Data: Scherer Cell 1-CCR

Within Limit

Prediction Limit
Intrawell Non-parametric

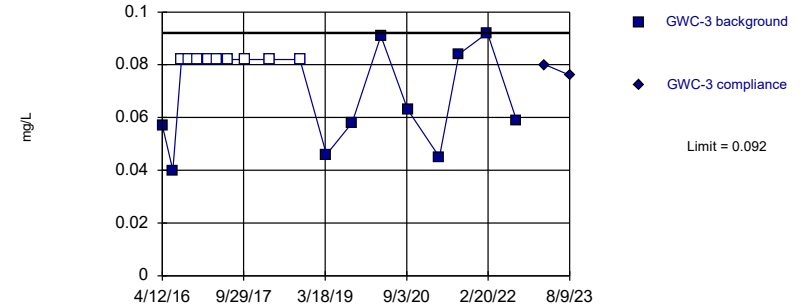


Non-parametric test used in lieu of parametric prediction limit because censored data exceeded 50%. Limit is highest of 19 background values. 63.16% NDs. Well-constituent pair annual alpha = 0.009641. Individual comparison alpha = 0.004832 (1 of 2).

Constituent: Fluoride Analysis Run 9/26/2023 3:48 PM View: Appendix III - Intrawell
Plant Scherer Client: Southern Company Data: Scherer Cell 1-CCR

Within Limit

Prediction Limit
Intrawell Non-parametric

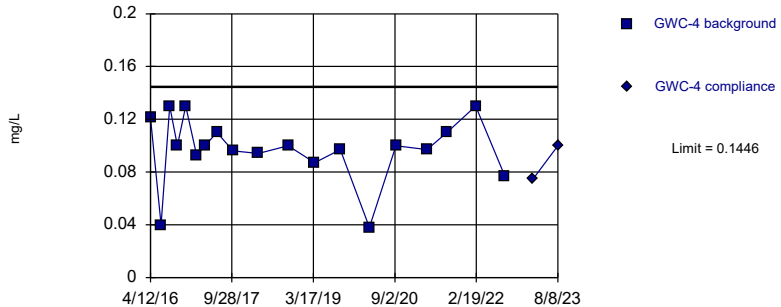


Non-parametric test used in lieu of parametric prediction limit because the Shapiro Wilk normality test showed the data to be non-normal at the 0.05 alpha level. Limit is highest of 19 background values. 47.37% NDs. Well-constituent pair annual alpha = 0.009641. Individual comparison alpha = 0.004832 (1 of 2).

Constituent: Fluoride Analysis Run 9/26/2023 3:48 PM View: Appendix III - Intrawell
Plant Scherer Client: Southern Company Data: Scherer Cell 1-CCR

Within Limit

Prediction Limit
Intrawell Parametric

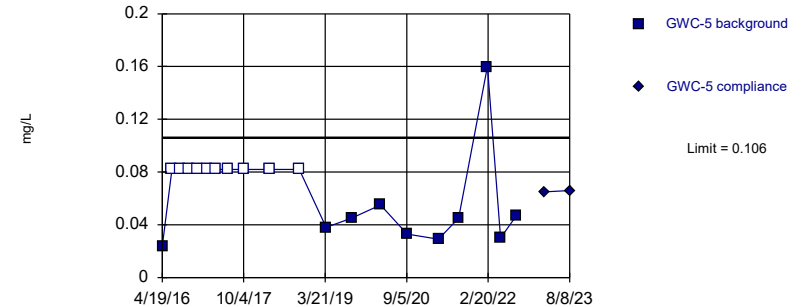


Background Data Summary (based on square transformation): Mean=0.01008, Std. Dev.=0.00437, n=19. Normality test: Shapiro Wilk @alpha = 0.05, calculated = 0.9165, critical = 0.901. Kappa = 2.478 (c=7, w=17, 1 of 2, event alpha = 0.05132). Report alpha = 0.0004426.

Constituent: Fluoride Analysis Run 9/26/2023 3:48 PM View: Appendix III - Intrawell
Plant Scherer Client: Southern Company Data: Scherer Cell 1-CCR

Within Limit

Prediction Limit
Intrawell Parametric

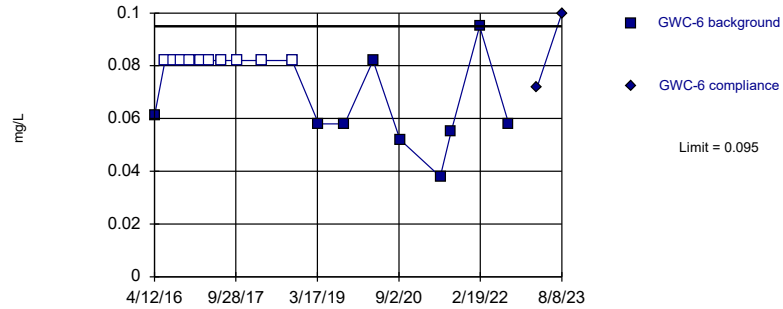


Background Data Summary (based on cube root transformation) (after Kaplan-Meier Adjustment): Mean=0.3409, Std. Dev.=0.05413, n=20, 50% NDs. Normality test: Shapiro Wilk @alpha = 0.01, calculated = 0.8729, critical = 0.868. Kappa = 2.446 (c=7, w=17, 1 of 2, event alpha = 0.05132). Report alpha = 0.0004426.

Constituent: Fluoride Analysis Run 9/26/2023 3:48 PM View: Appendix III - Intrawell
Plant Scherer Client: Southern Company Data: Scherer Cell 1-CCR

Exceeds Limit

Prediction Limit
Intrawell Non-parametric

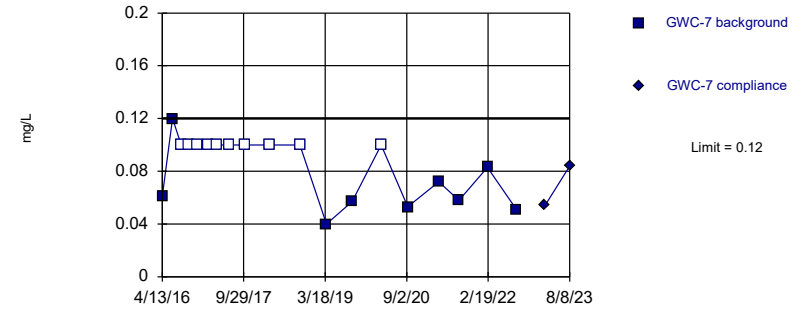


Non-parametric test used in lieu of parametric prediction limit because censored data exceeded 50%. Limit is highest of 19 background values. 52.63% NDs. Well-constituent pair annual alpha = 0.009641. Individual comparison alpha = 0.004832 (1 of 2).

Constituent: Fluoride Analysis Run 9/26/2023 3:48 PM View: Appendix III - Intrawell
Plant Scherer Client: Southern Company Data: Scherer Cell 1-CCR

Within Limit

Prediction Limit
Intrawell Non-parametric

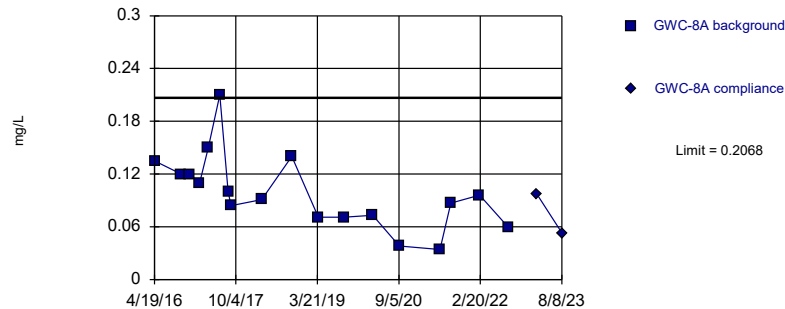


Non-parametric test used in lieu of parametric prediction limit because censored data exceeded 50%. Limit is highest of 19 background values. 52.63% NDs. Well-constituent pair annual alpha = 0.009641. Individual comparison alpha = 0.004832 (1 of 2).

Constituent: Fluoride Analysis Run 9/26/2023 3:48 PM View: Appendix III - Intrawell
Plant Scherer Client: Southern Company Data: Scherer Cell 1-CCR

Within Limit

Prediction Limit
Intrawell Parametric

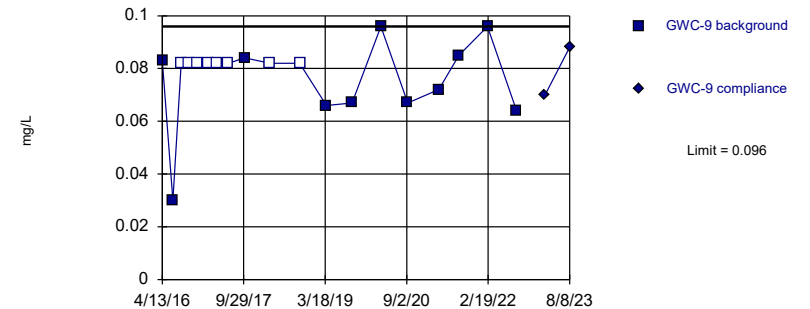


Background Data Summary: Mean=0.09939, Std. Dev.=0.04279, n=18. Normality test: Shapiro Wilk @alpha = 0.05, calculated = 0.9545, critical = 0.897. Kappa = 2.511 (c=7, w=17, 1 of 2, event alpha = 0.05132). Report alpha = 0.0004426.

Constituent: Fluoride Analysis Run 9/26/2023 3:48 PM View: Appendix III - Intrawell
Plant Scherer Client: Southern Company Data: Scherer Cell 1-CCR

Within Limit

Prediction Limit
Intrawell Non-parametric

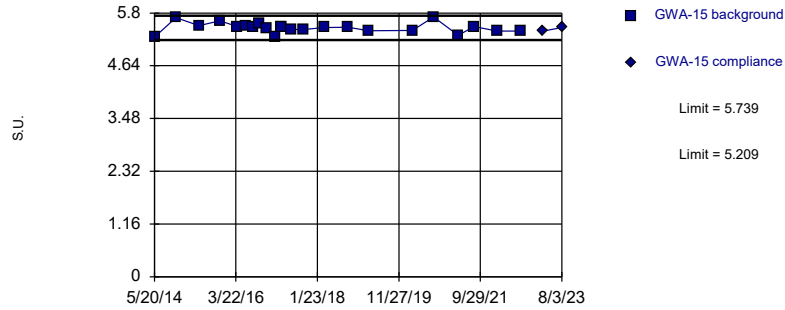


Non-parametric test used in lieu of parametric prediction limit because the Shapiro Wilk normality test showed the data to be non-normal at the 0.05 alpha level. Limit is highest of 19 background values. 42.11% NDs. Well-constituent pair annual alpha = 0.009641. Individual comparison alpha = 0.004832 (1 of 2).

Constituent: Fluoride Analysis Run 9/26/2023 3:48 PM View: Appendix III - Intrawell
Plant Scherer Client: Southern Company Data: Scherer Cell 1-CCR

Within Limits

Prediction Limit
Intrawell Parametric

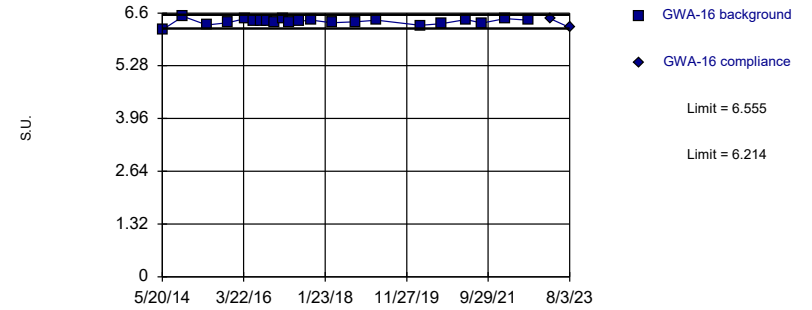


Background Data Summary: Mean=5.474, Std. Dev.=0.1111, n=23. Normality test: Shapiro Wilk @alpha = 0.01, calculated = 0.9419, critical = 0.881. Kappa = 2.386 (c=7, w=17, 1 of 2, event alpha = 0.05132). Report alpha = 0.0004426.

Constituent: pH Analysis Run 9/26/2023 3:48 PM View: Appendix III - Intrawell
 Plant Scherer Client: Southern Company Data: Scherer Cell 1-CCR

Within Limits

Prediction Limit
Intrawell Parametric

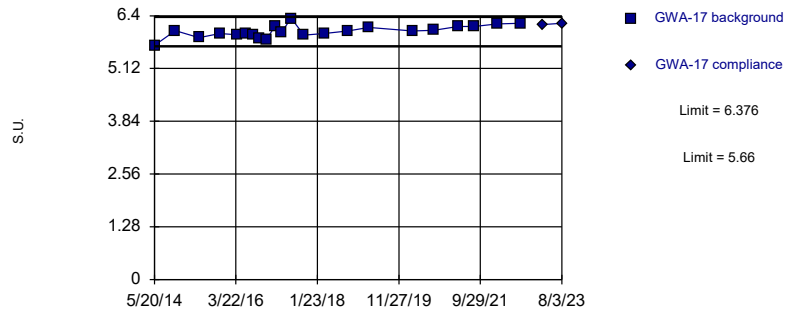


Background Data Summary: Mean=6.384, Std. Dev.=0.07089, n=22. Normality test: Shapiro Wilk @alpha = 0.01, calculated = 0.9445, critical = 0.878. Kappa = 2.406 (c=7, w=17, 1 of 2, event alpha = 0.05132). Report alpha = 0.0004426.

Constituent: pH Analysis Run 9/26/2023 3:48 PM View: Appendix III - Intrawell
 Plant Scherer Client: Southern Company Data: Scherer Cell 1-CCR

Within Limits

Prediction Limit
Intrawell Parametric

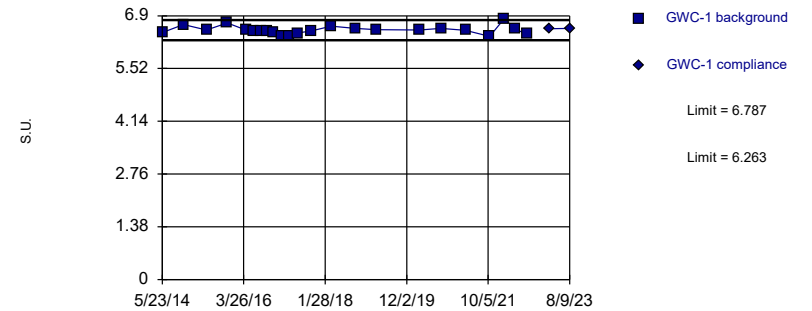


Background Data Summary: Mean=6.018, Std. Dev.=0.149, n=22. Normality test: Shapiro Wilk @alpha = 0.01, calculated = 0.9868, critical = 0.878. Kappa = 2.406 (c=7, w=17, 1 of 2, event alpha = 0.05132). Report alpha = 0.0004426.

Constituent: pH Analysis Run 9/26/2023 3:48 PM View: Appendix III - Intrawell
 Plant Scherer Client: Southern Company Data: Scherer Cell 1-CCR

Within Limits

Prediction Limit
Intrawell Parametric

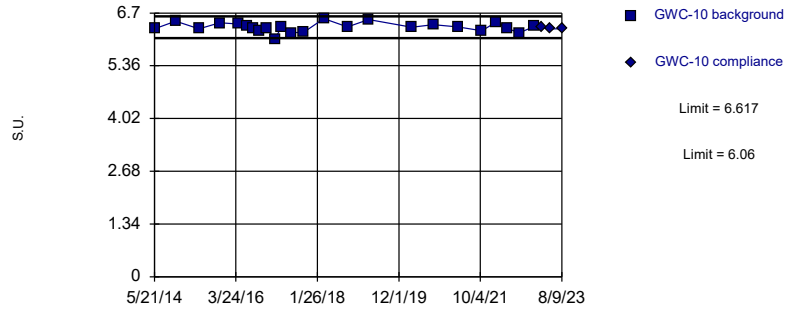


Background Data Summary: Mean=6.525, Std. Dev.=0.1099, n=23. Normality test: Shapiro Wilk @alpha = 0.01, calculated = 0.9298, critical = 0.881. Kappa = 2.386 (c=7, w=17, 1 of 2, event alpha = 0.05132). Report alpha = 0.0004426.

Constituent: pH Analysis Run 9/26/2023 3:48 PM View: Appendix III - Intrawell
 Plant Scherer Client: Southern Company Data: Scherer Cell 1-CCR

Within Limits

Prediction Limit
Intrawell Parametric

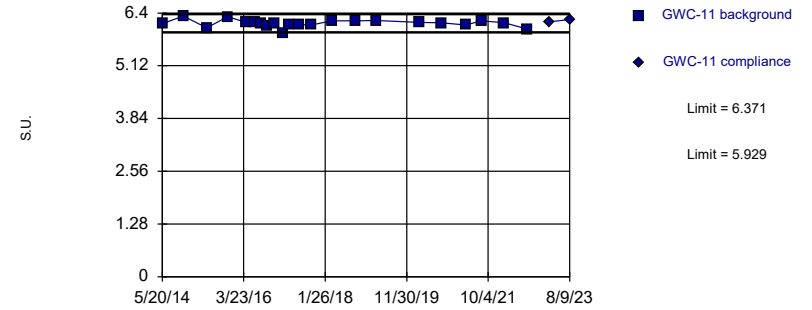


Background Data Summary: Mean=6.338, Std. Dev.=0.1176, n=24. Normality test: Shapiro Wilk @alpha = 0.01, calculated = 0.9715, critical = 0.884. Kappa = 2.366 (c=7, w=17, 1 of 2, event alpha = 0.05132). Report alpha = 0.0004426.

Constituent: pH Analysis Run 9/26/2023 3:48 PM View: Appendix III - Intrawell
Plant Scherer Client: Southern Company Data: Scherer Cell 1-CCR

Within Limits

Prediction Limit
Intrawell Parametric

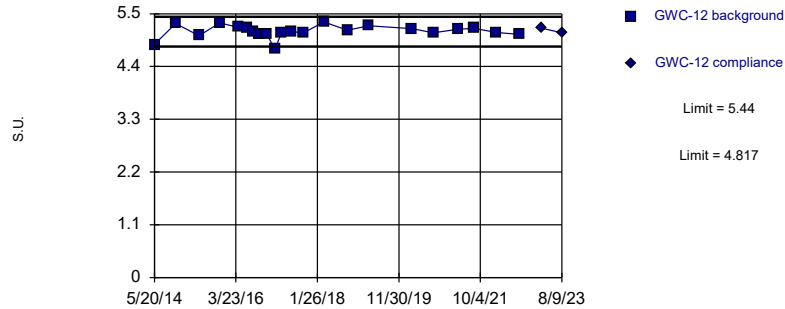


Background Data Summary: Mean=6.15, Std. Dev.=0.09196, n=22. Normality test: Shapiro Wilk @alpha = 0.01, calculated = 0.9361, critical = 0.878. Kappa = 2.406 (c=7, w=17, 1 of 2, event alpha = 0.05132). Report alpha = 0.0004426.

Constituent: pH Analysis Run 9/26/2023 3:48 PM View: Appendix III - Intrawell
Plant Scherer Client: Southern Company Data: Scherer Cell 1-CCR

Within Limits

Prediction Limit
Intrawell Parametric

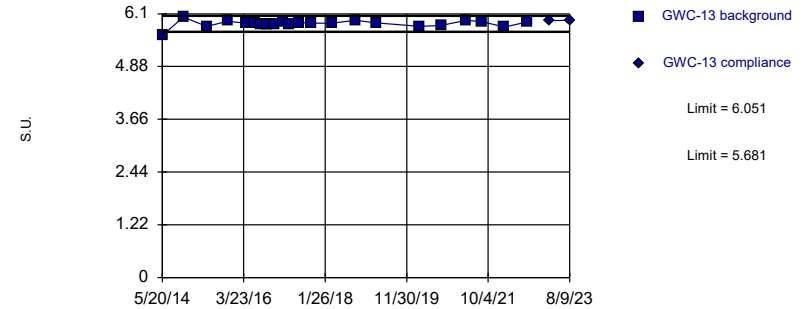


Background Data Summary: Mean=5.128, Std. Dev.=0.1305, n=23. Normality test: Shapiro Wilk @alpha = 0.01, calculated = 0.9047, critical = 0.881. Kappa = 2.386 (c=7, w=17, 1 of 2, event alpha = 0.05132). Report alpha = 0.0004426.

Constituent: pH Analysis Run 9/26/2023 3:48 PM View: Appendix III - Intrawell
Plant Scherer Client: Southern Company Data: Scherer Cell 1-CCR

Within Limits

Prediction Limit
Intrawell Parametric

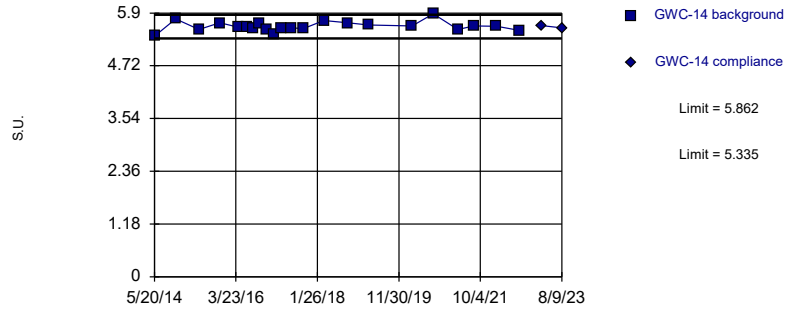


Background Data Summary (based on cube transformation): Mean=202.5, Std. Dev.=8.027, n=23. Normality test: Shapiro Wilk @alpha = 0.01, calculated = 0.8817, critical = 0.881. Kappa = 2.386 (c=7, w=17, 1 of 2, event alpha = 0.05132). Report alpha = 0.0004426.

Constituent: pH Analysis Run 9/26/2023 3:48 PM View: Appendix III - Intrawell
Plant Scherer Client: Southern Company Data: Scherer Cell 1-CCR

Within Limits

Prediction Limit Intrawell Parametric

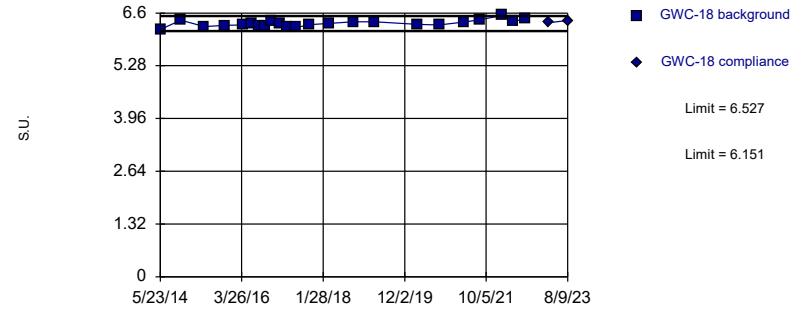


Background Data Summary: Mean=5.598, Std. Dev.=0.1095, n=22. Normality test: Shapiro Wilk @alpha = 0.01, calculated = 0.9571, critical = 0.878. Kappa = 2.406 (c=7, w=17, 1 of 2, event alpha = 0.05132). Report alpha = 0.0004426.

Constituent: pH Analysis Run 9/26/2023 3:48 PM View: Appendix III - Intrawell
Plant Scherer Client: Southern Company Data: Scherer Cell 1-CCR

Within Limits

Prediction Limit Intrawell Parametric

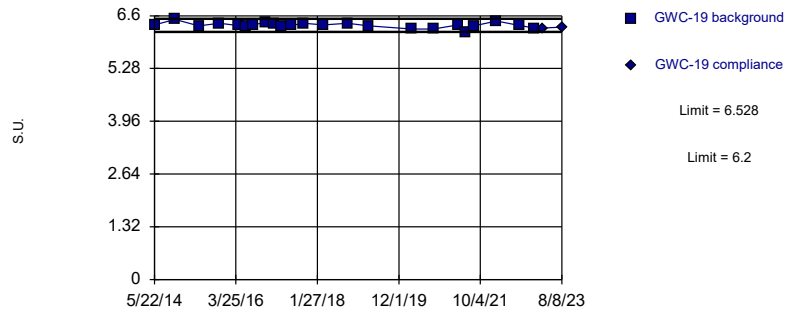


Background Data Summary: Mean=6.339, Std. Dev.=0.07879, n=23. Normality test: Shapiro Wilk @alpha = 0.01, calculated = 0.9788, critical = 0.881. Kappa = 2.386 (c=7, w=17, 1 of 2, event alpha = 0.05132). Report alpha = 0.0004426.

Constituent: pH Analysis Run 9/26/2023 3:48 PM View: Appendix III - Intrawell
Plant Scherer Client: Southern Company Data: Scherer Cell 1-CCR

Within Limits

Prediction Limit Intrawell Parametric

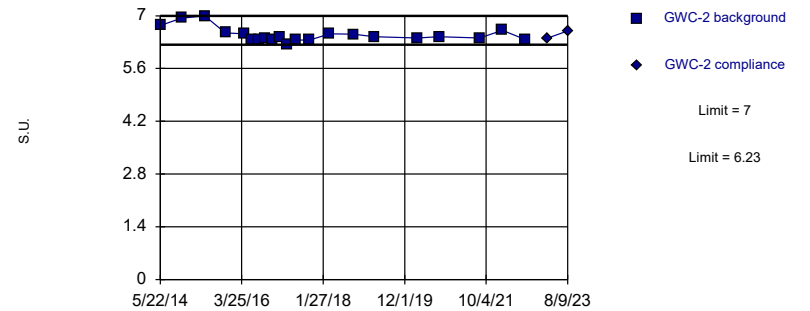


Background Data Summary: Mean=6.364, Std. Dev.=0.0688, n=23. Normality test: Shapiro Wilk @alpha = 0.01, calculated = 0.93, critical = 0.881. Kappa = 2.386 (c=7, w=17, 1 of 2, event alpha = 0.05132). Report alpha = 0.0004426.

Constituent: pH Analysis Run 9/26/2023 3:49 PM View: Appendix III - Intrawell
Plant Scherer Client: Southern Company Data: Scherer Cell 1-CCR

Within Limits

Prediction Limit Intrawell Non-parametric

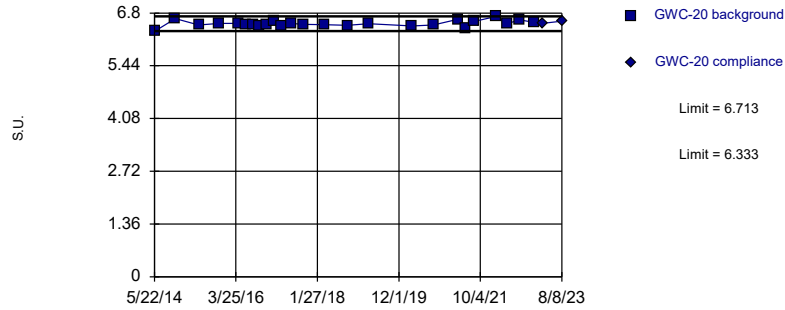


Non-parametric test used in lieu of parametric prediction limit because the Shapiro Wilk normality test showed the data to be non-normal at the 0.01 alpha level. Limits are highest and lowest of 21 background values. Well-constituent pair annual alpha = 0.01596. Individual comparison alpha = 0.007998 (1 of 2).

Constituent: pH Analysis Run 9/26/2023 3:49 PM View: Appendix III - Intrawell
Plant Scherer Client: Southern Company Data: Scherer Cell 1-CCR

Within Limits

Prediction Limit
Intrawell Parametric

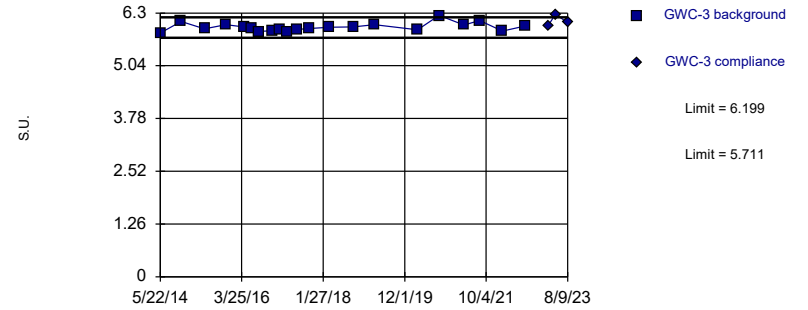


Background Data Summary: Mean=6.523, Std. Dev.=0.08092, n=25. Normality test: Shapiro Wilk @alpha = 0.01, calculated = 0.9506, critical = 0.888. Kappa = 2.347 (c=7, w=17, 1 of 2, event alpha = 0.05132). Report alpha = 0.0004426.

Constituent: pH Analysis Run 9/26/2023 3:49 PM View: Appendix III - Intrawell
Plant Scherer Client: Southern Company Data: Scherer Cell 1-CCR

Within Limits

Prediction Limit
Intrawell Parametric

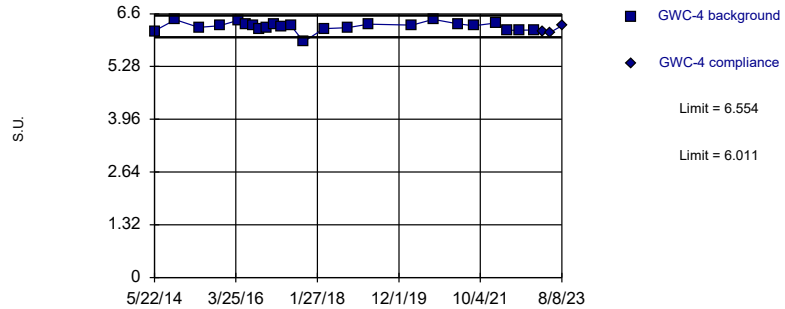


Background Data Summary: Mean=5.955, Std. Dev.=0.1016, n=22. Normality test: Shapiro Wilk @alpha = 0.01, calculated = 0.9136, critical = 0.878. Kappa = 2.406 (c=7, w=17, 1 of 2, event alpha = 0.05132). Report alpha = 0.0004426.

Constituent: pH Analysis Run 9/26/2023 3:49 PM View: Appendix III - Intrawell
Plant Scherer Client: Southern Company Data: Scherer Cell 1-CCR

Within Limits

Prediction Limit
Intrawell Parametric

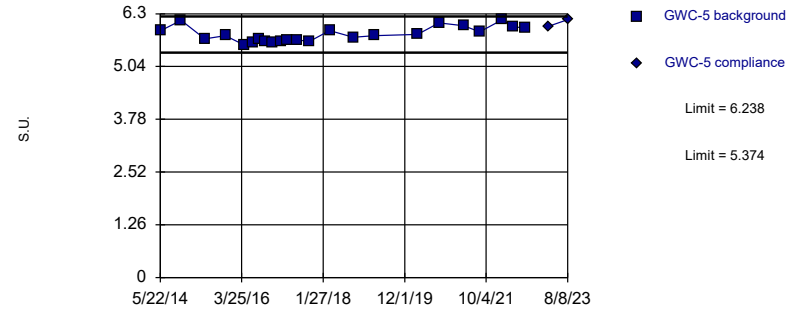


Background Data Summary: Mean=6.282, Std. Dev.=0.1147, n=24. Normality test: Shapiro Wilk @alpha = 0.01, calculated = 0.8874, critical = 0.884. Kappa = 2.366 (c=7, w=17, 1 of 2, event alpha = 0.05132). Report alpha = 0.0004426.

Constituent: pH Analysis Run 9/26/2023 3:49 PM View: Appendix III - Intrawell
Plant Scherer Client: Southern Company Data: Scherer Cell 1-CCR

Within Limits

Prediction Limit
Intrawell Parametric

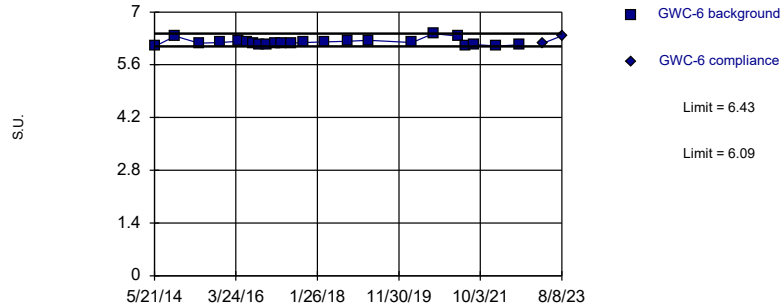


Background Data Summary: Mean=5.806, Std. Dev.=0.1811, n=23. Normality test: Shapiro Wilk @alpha = 0.01, calculated = 0.9298, critical = 0.881. Kappa = 2.386 (c=7, w=17, 1 of 2, event alpha = 0.05132). Report alpha = 0.0004426.

Constituent: pH Analysis Run 9/26/2023 3:49 PM View: Appendix III - Intrawell
Plant Scherer Client: Southern Company Data: Scherer Cell 1-CCR

Within Limits

Prediction Limit Intrawell Non-parametric

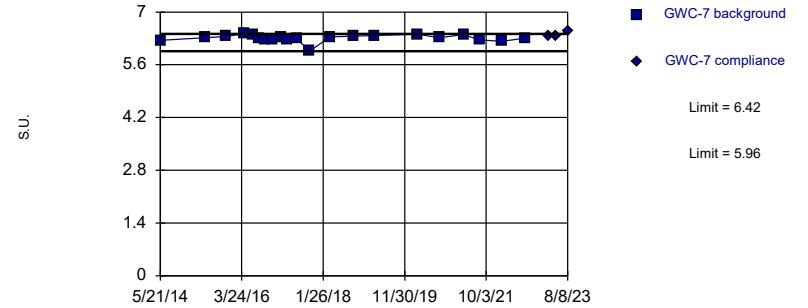


Non-parametric test used in lieu of parametric prediction limit because the Shapiro Wilk normality test showed the data to be non-normal at the 0.01 alpha level. Limits are highest and lowest of 23 background values. Well-constituent pair annual alpha = 0.01364. Individual comparison alpha = 0.006831 (1 of 2).

Constituent: pH Analysis Run 9/26/2023 3:49 PM View: Appendix III - Intrawell
Plant Scherer Client: Southern Company Data: Scherer Cell 1-CCR

Exceeds Limits

Prediction Limit Intrawell Non-parametric

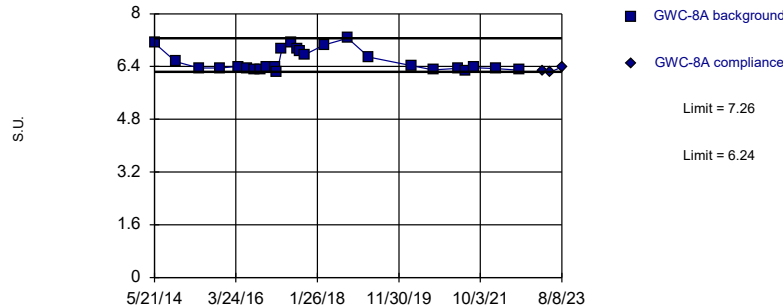


Non-parametric test used in lieu of parametric prediction limit because the Shapiro Wilk normality test showed the data to be non-normal at the 0.01 alpha level. Limits are highest and lowest of 21 background values. Well-constituent pair annual alpha = 0.01596. Individual comparison alpha = 0.007998 (1 of 2).

Constituent: pH Analysis Run 9/26/2023 3:49 PM View: Appendix III - Intrawell
Plant Scherer Client: Southern Company Data: Scherer Cell 1-CCR

Within Limits

Prediction Limit Intrawell Non-parametric

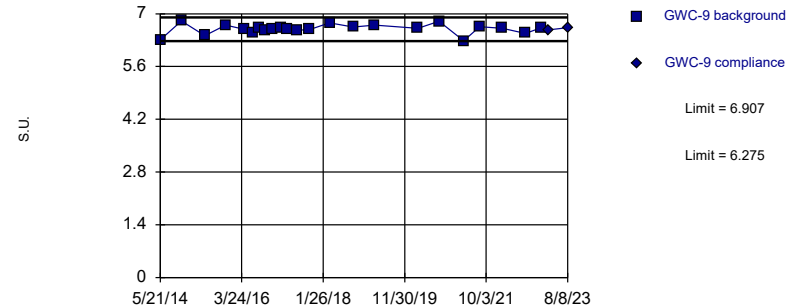


Non-parametric test used in lieu of parametric prediction limit because the Shapiro Wilk normality test showed the data to be non-normal at the 0.01 alpha level. Limits are highest and lowest of 26 background values. Well-constituent pair annual alpha = 0.01065. Individual comparison alpha = 0.005334 (1 of 2).

Constituent: pH Analysis Run 9/26/2023 3:49 PM View: Appendix III - Intrawell
Plant Scherer Client: Southern Company Data: Scherer Cell 1-CCR

Within Limits

Prediction Limit Intrawell Parametric

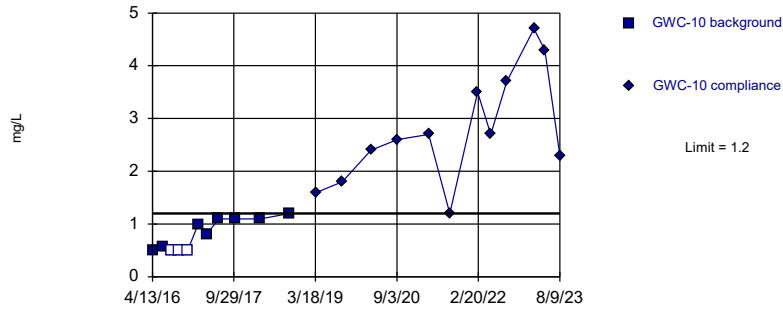


Background Data Summary: Mean=6.591, Std. Dev.=0.1325, n=23. Normality test: Shapiro Wilk @alpha = 0.01, calculated = 0.9376, critical = 0.881. Kappa = 2.386 (c=7, w=17, 1 of 2, event alpha = 0.05132). Report alpha = 0.0004426.

Constituent: pH Analysis Run 9/26/2023 3:49 PM View: Appendix III - Intrawell
Plant Scherer Client: Southern Company Data: Scherer Cell 1-CCR

Exceeds Limit

Prediction Limit
 Intrawell Non-parametric

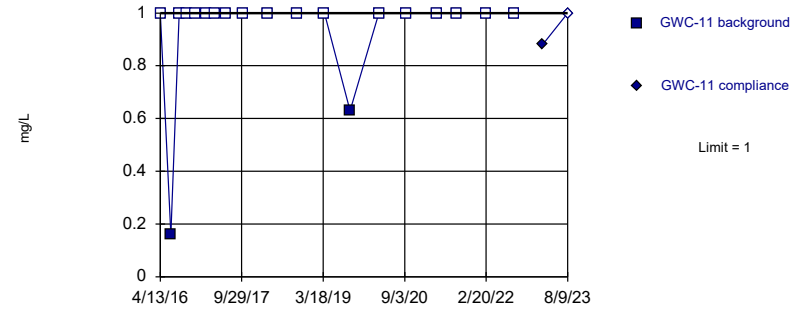


Non-parametric test used in lieu of parametric prediction limit because the Shapiro Wilk normality test showed the data to be non-normal at the 0.05 alpha level. Limit is highest of 11 background values. 27.27% NDs. Well-constituent pair annual alpha = 0.02537. Individual comparison alpha = 0.01276 (1 of 2).

Constituent: Sulfate Analysis Run 9/26/2023 3:49 PM View: Appendix III - Intrawell
 Plant Scherer Client: Southern Company Data: Scherer Cell 1-CCR

Within Limit

Prediction Limit
 Intrawell Non-parametric

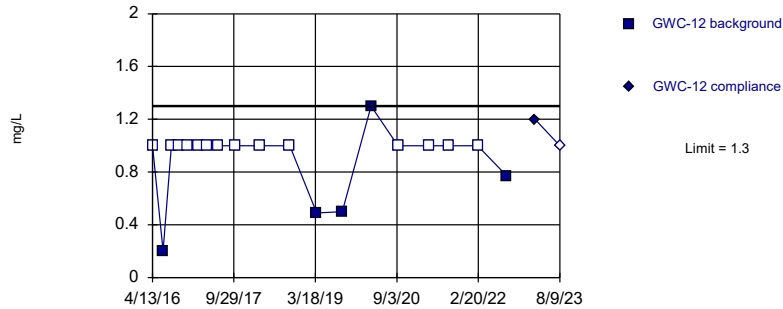


Non-parametric test used in lieu of parametric prediction limit because censored data exceeded 50%. Limit is highest of 19 background values. 89.47% NDs. Well-constituent pair annual alpha = 0.009641. Individual comparison alpha = 0.004832 (1 of 2).

Constituent: Sulfate Analysis Run 9/26/2023 3:49 PM View: Appendix III - Intrawell
 Plant Scherer Client: Southern Company Data: Scherer Cell 1-CCR

Within Limit

Prediction Limit
 Intrawell Non-parametric

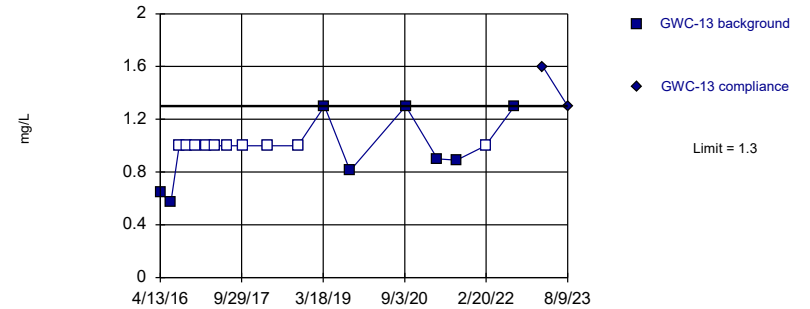


Non-parametric test used in lieu of parametric prediction limit because censored data exceeded 50%. Limit is highest of 19 background values. 73.68% NDs. Well-constituent pair annual alpha = 0.009641. Individual comparison alpha = 0.004832 (1 of 2).

Constituent: Sulfate Analysis Run 9/26/2023 3:49 PM View: Appendix III - Intrawell
 Plant Scherer Client: Southern Company Data: Scherer Cell 1-CCR

Within Limit

Prediction Limit
 Intrawell Non-parametric

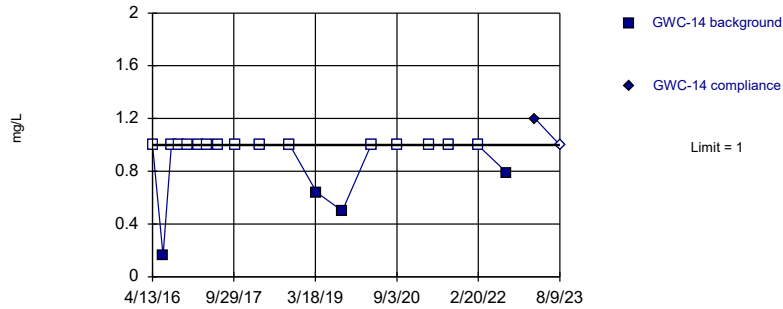


Non-parametric test used in lieu of parametric prediction limit because censored data exceeded 50%. Limit is highest of 18 background values. 55.56% NDs. Well-constituent pair annual alpha = 0.01072. Individual comparison alpha = 0.005373 (1 of 2).

Constituent: Sulfate Analysis Run 9/26/2023 3:49 PM View: Appendix III - Intrawell
 Plant Scherer Client: Southern Company Data: Scherer Cell 1-CCR

Within Limit

Prediction Limit
Intrawell Non-parametric

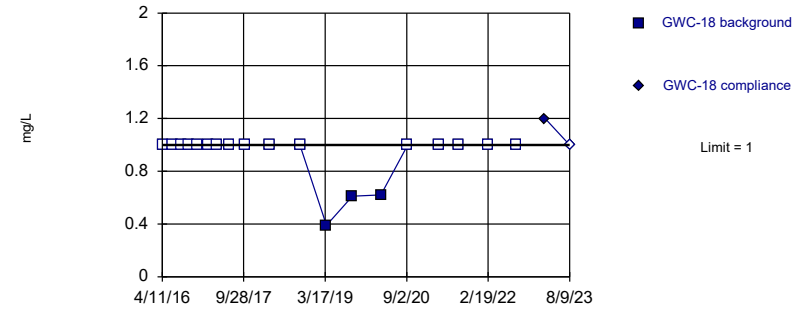


Non-parametric test used in lieu of parametric prediction limit because censored data exceeded 50%. Limit is highest of 19 background values. 78.95% NDs. Well-constituent pair annual alpha = 0.009641. Individual comparison alpha = 0.004832 (1 of 2).

Constituent: Sulfate Analysis Run 9/26/2023 3:49 PM View: Appendix III - Intrawell
Plant Scherer Client: Southern Company Data: Scherer Cell 1-CCR

Within Limit

Prediction Limit
Intrawell Non-parametric

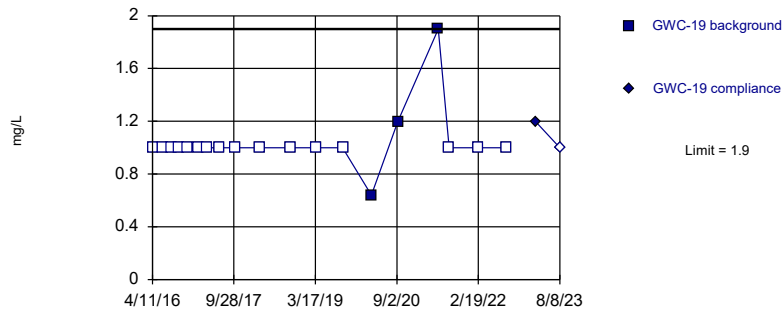


Non-parametric test used in lieu of parametric prediction limit because censored data exceeded 50%. Limit is highest of 19 background values. 84.21% NDs. Well-constituent pair annual alpha = 0.009641. Individual comparison alpha = 0.004832 (1 of 2).

Constituent: Sulfate Analysis Run 9/26/2023 3:49 PM View: Appendix III - Intrawell
Plant Scherer Client: Southern Company Data: Scherer Cell 1-CCR

Within Limit

Prediction Limit
Intrawell Non-parametric

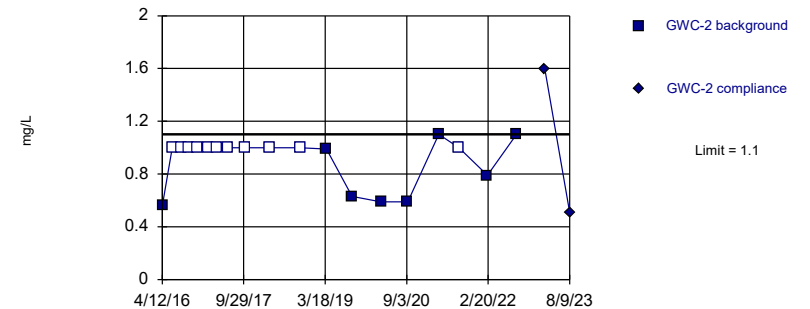


Non-parametric test used in lieu of parametric prediction limit because censored data exceeded 50%. Limit is highest of 19 background values. 84.21% NDs. Well-constituent pair annual alpha = 0.009641. Individual comparison alpha = 0.004832 (1 of 2).

Constituent: Sulfate Analysis Run 9/26/2023 3:49 PM View: Appendix III - Intrawell
Plant Scherer Client: Southern Company Data: Scherer Cell 1-CCR

Within Limit

Prediction Limit
Intrawell Non-parametric

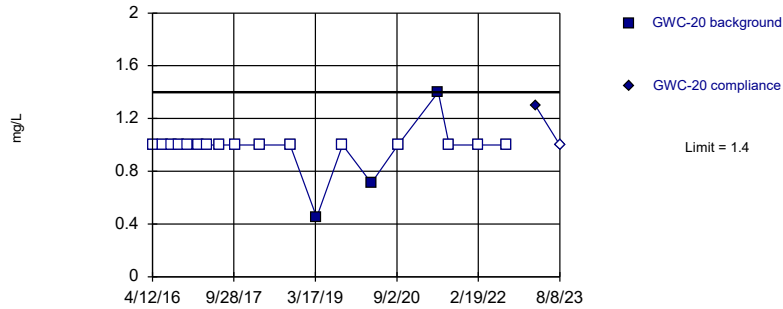


Non-parametric test used in lieu of parametric prediction limit because censored data exceeded 50%. Limit is highest of 19 background values. 57.89% NDs. Well-constituent pair annual alpha = 0.009641. Individual comparison alpha = 0.004832 (1 of 2).

Constituent: Sulfate Analysis Run 9/26/2023 3:49 PM View: Appendix III - Intrawell
Plant Scherer Client: Southern Company Data: Scherer Cell 1-CCR

Within Limit

Prediction Limit
Intrawell Non-parametric

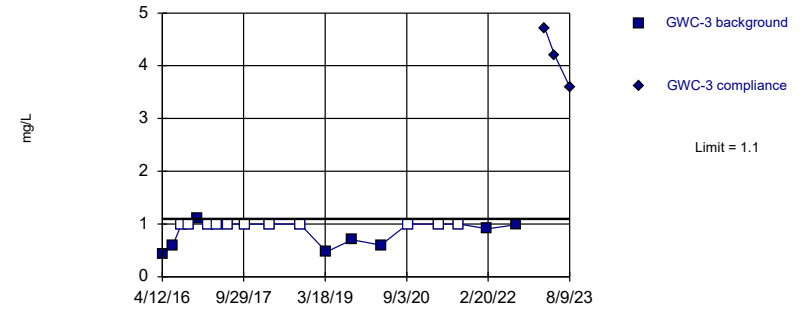


Non-parametric test used in lieu of parametric prediction limit because censored data exceeded 50%. Limit is highest of 19 background values. 84.21% NDs. Well-constituent pair annual alpha = 0.009641. Individual comparison alpha = 0.004832 (1 of 2).

Constituent: Sulfate Analysis Run 9/26/2023 3:49 PM View: Appendix III - Intrawell
Plant Scherer Client: Southern Company Data: Scherer Cell 1-CCR

Exceeds Limit

Prediction Limit
Intrawell Non-parametric

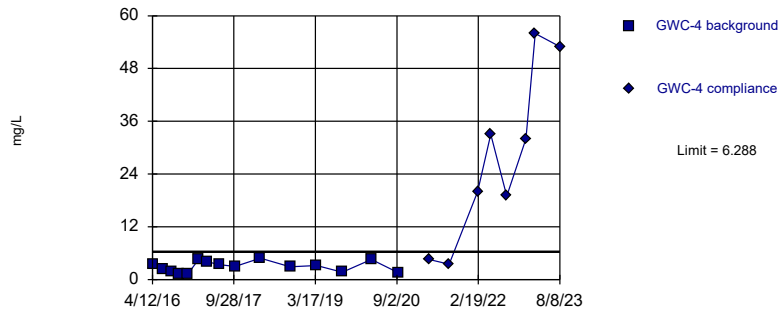


Non-parametric test used in lieu of parametric prediction limit because censored data exceeded 50%. Limit is highest of 19 background values. 57.89% NDs. Well-constituent pair annual alpha = 0.009641. Individual comparison alpha = 0.004832 (1 of 2).

Constituent: Sulfate Analysis Run 9/26/2023 3:49 PM View: Appendix III - Intrawell
Plant Scherer Client: Southern Company Data: Scherer Cell 1-CCR

Exceeds Limit

Prediction Limit
Intrawell Parametric

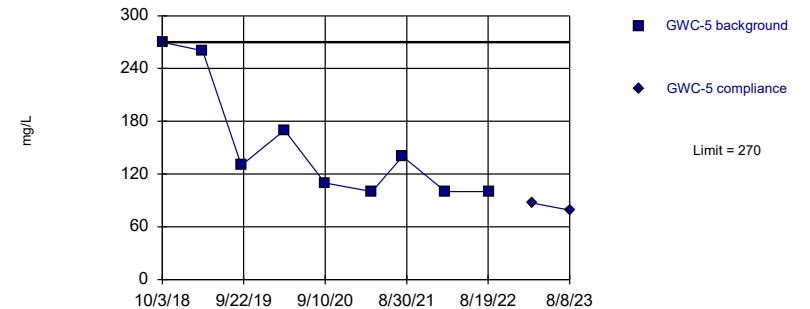


Background Data Summary: Mean=2.937, Std. Dev.=1.27, n=15. Normality test: Shapiro Wilk @alpha = 0.05, calculated = 0.9294, critical = 0.881. Kappa = 2.638 (c=7, w=17, 1 of 2, event alpha = 0.05132). Report alpha = 0.0004426.

Constituent: Sulfate Analysis Run 9/26/2023 3:49 PM View: Appendix III - Intrawell
Plant Scherer Client: Southern Company Data: Scherer Cell 1-CCR

Within Limit

Prediction Limit
Intrawell Non-parametric

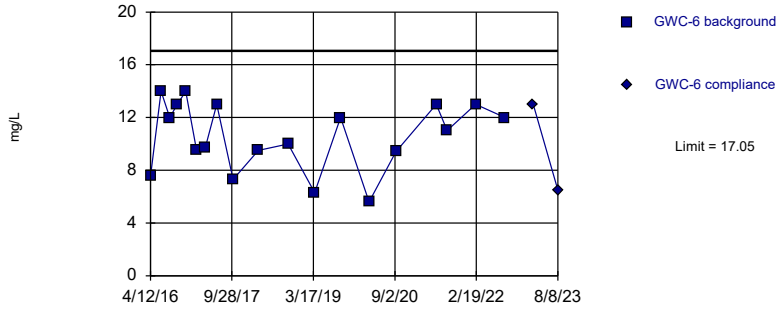


Non-parametric test used in lieu of parametric prediction limit because the Shapiro Wilk normality test showed the data to be non-normal at the 0.1 alpha level. Limit is highest of 9 background values. Well-constituent pair annual alpha = 0.03586. Individual comparison alpha = 0.01809 (1 of 2).

Constituent: Sulfate Analysis Run 9/26/2023 3:49 PM View: Appendix III - Intrawell
Plant Scherer Client: Southern Company Data: Scherer Cell 1-CCR

Within Limit

Prediction Limit Intrawell Parametric

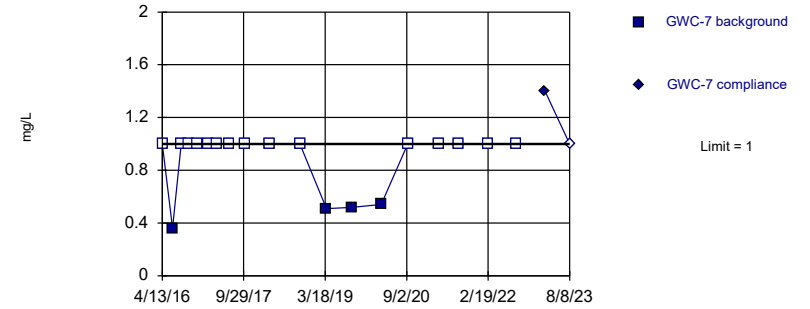


Background Data Summary: Mean=10.62, Std. Dev.=2.592, n=19. Normality test: Shapiro Wilk @alpha = 0.05, calculated = 0.9257, critical = 0.901. Kappa = 2.478 (c=7, w=17, 1 of 2, event alpha = 0.05132). Report alpha = 0.0004426.

Constituent: Sulfate Analysis Run 9/26/2023 3:49 PM View: Appendix III - Intrawell
Plant Scherer Client: Southern Company Data: Scherer Cell 1-CCR

Within Limit

Prediction Limit Intrawell Non-parametric

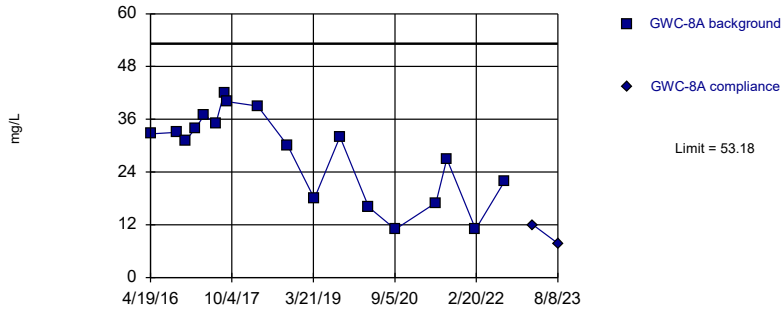


Non-parametric test used in lieu of parametric prediction limit because censored data exceeded 50%. Limit is highest of 19 background values. 78.95% NDs. Well-constituent pair annual alpha = 0.009641. Individual comparison alpha = 0.004832 (1 of 2).

Constituent: Sulfate Analysis Run 9/26/2023 3:49 PM View: Appendix III - Intrawell
Plant Scherer Client: Southern Company Data: Scherer Cell 1-CCR

Within Limit

Prediction Limit Intrawell Parametric

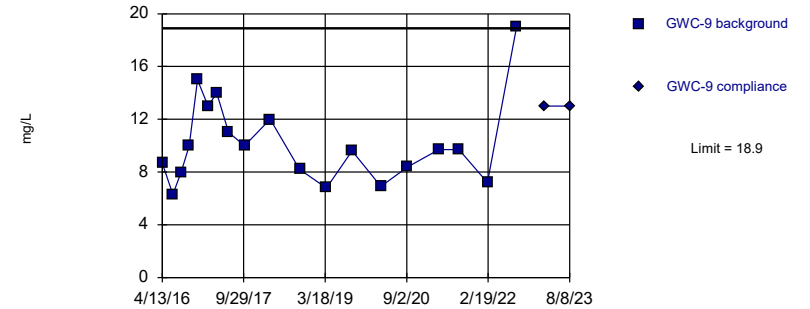


Background Data Summary: Mean=28.21, Std. Dev.=9.948, n=18. Normality test: Shapiro Wilk @alpha = 0.05, calculated = 0.9177, critical = 0.897. Kappa = 2.511 (c=7, w=17, 1 of 2, event alpha = 0.05132). Report alpha = 0.0004426.

Constituent: Sulfate Analysis Run 9/26/2023 3:49 PM View: Appendix III - Intrawell
Plant Scherer Client: Southern Company Data: Scherer Cell 1-CCR

Within Limit

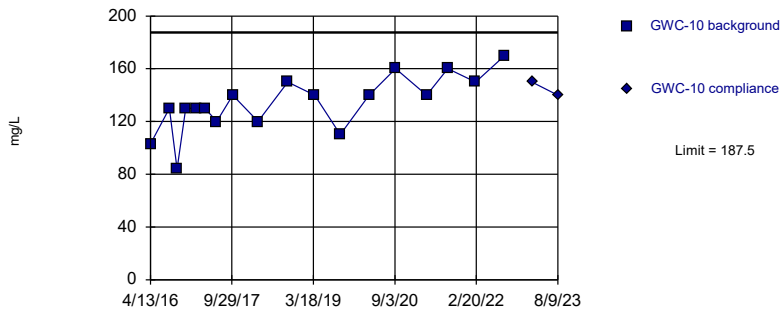
Prediction Limit Intrawell Parametric



Background Data Summary (based on square root transformation): Mean=3.156, Std. Dev.=0.4807, n=19. Normality test: Shapiro Wilk @alpha = 0.05, calculated = 0.9365, critical = 0.901. Kappa = 2.478 (c=7, w=17, 1 of 2, event alpha = 0.05132). Report alpha = 0.0004426.

Constituent: Sulfate Analysis Run 9/26/2023 3:49 PM View: Appendix III - Intrawell
Plant Scherer Client: Southern Company Data: Scherer Cell 1-CCR

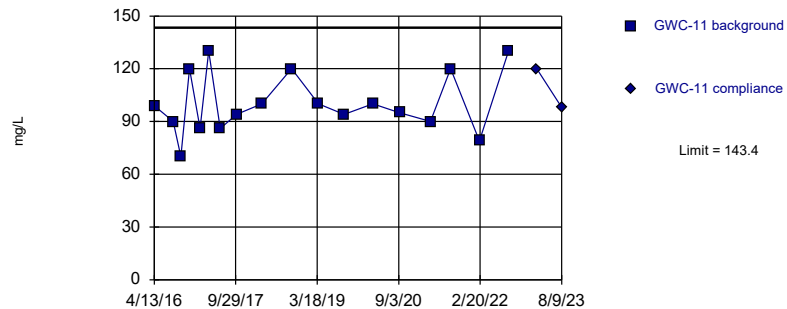
Within Limit Prediction Limit Intrawell Parametric



Background Data Summary: Mean=133.7, Std. Dev.=21.41, n=18. Normality test: Shapiro Wilk @alpha = 0.05, calculated = 0.9678, critical = 0.897. Kappa = 2.511 (c=7, w=17, 1 of 2, event alpha = 0.05132). Report alpha = 0.0004426.

Constituent: Total Dissolved Solids Analysis Run 9/26/2023 3:49 PM View: Appendix III - Intrawell Plant Scherer Client: Southern Company Data: Scherer Cell 1-CCR

Within Limit Prediction Limit Intrawell Parametric

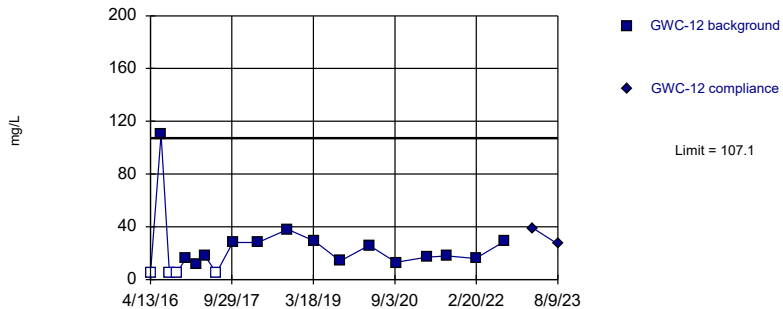


Background Data Summary: Mean=100.2, Std. Dev.=17.2, n=18. Normality test: Shapiro Wilk @alpha = 0.05, calculated = 0.9274, critical = 0.897. Kappa = 2.511 (c=7, w=17, 1 of 2, event alpha = 0.05132). Report alpha = 0.0004426.

Constituent: Total Dissolved Solids Analysis Run 9/26/2023 3:49 PM View: Appendix III - Intrawell Plant Scherer Client: Southern Company Data: Scherer Cell 1-CCR

Hollow symbols indicate censored values.

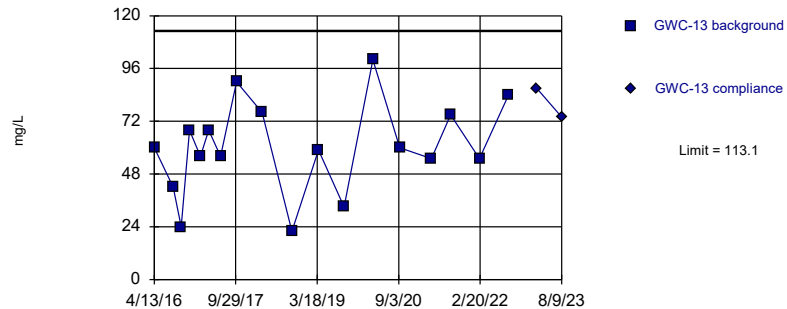
Within Limit Prediction Limit Intrawell Parametric



Background Data Summary (based on natural log transformation) (after Kaplan-Meier Adjustment): Mean=2.621, Std. Dev.=0.8282, n=19, 21.05% NDs. Normality test: Shapiro Wilk @alpha = 0.05, calculated = 0.9153, critical = 0.901. Kappa = 2.478 (c=7, w=17, 1 of 2, event alpha = 0.05132). Report alpha = 0.0004426.

Constituent: Total Dissolved Solids Analysis Run 9/26/2023 3:49 PM View: Appendix III - Intrawell Plant Scherer Client: Southern Company Data: Scherer Cell 1-CCR

Within Limit Prediction Limit Intrawell Parametric

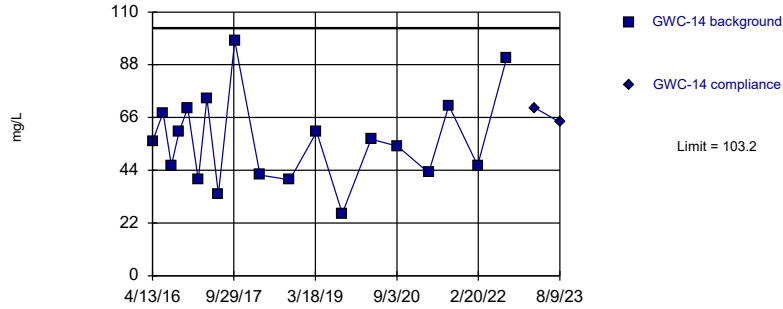


Background Data Summary: Mean=60.17, Std. Dev.=21.09, n=18. Normality test: Shapiro Wilk @alpha = 0.05, calculated = 0.9656, critical = 0.897. Kappa = 2.511 (c=7, w=17, 1 of 2, event alpha = 0.05132). Report alpha = 0.0004426.

Constituent: Total Dissolved Solids Analysis Run 9/26/2023 3:49 PM View: Appendix III - Intrawell Plant Scherer Client: Southern Company Data: Scherer Cell 1-CCR

Within Limit

Prediction Limit
Intrawell Parametric

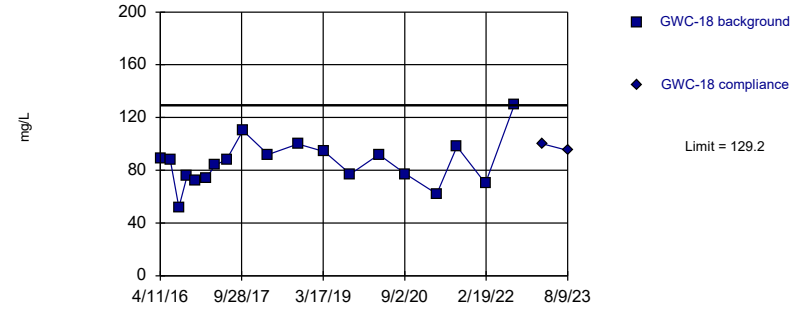


Background Data Summary: Mean=56.63, Std. Dev.=18.81, n=19. Normality test: Shapiro Wilk @alpha = 0.05, calculated = 0.9591, critical = 0.901. Kappa = 2.478 (c=7, w=17, 1 of 2, event alpha = 0.05132). Report alpha = 0.0004426.

Constituent: Total Dissolved Solids Analysis Run 9/26/2023 3:49 PM View: Appendix III - Intrawell
Plant Scherer Client: Southern Company Data: Scherer Cell 1-CCR

Within Limit

Prediction Limit
Intrawell Parametric

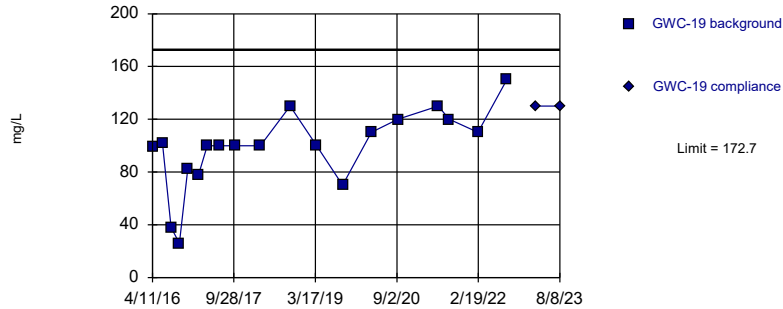


Background Data Summary: Mean=85.53, Std. Dev.=17.63, n=19. Normality test: Shapiro Wilk @alpha = 0.05, calculated = 0.9688, critical = 0.901. Kappa = 2.478 (c=7, w=17, 1 of 2, event alpha = 0.05132). Report alpha = 0.0004426.

Constituent: Total Dissolved Solids Analysis Run 9/26/2023 3:49 PM View: Appendix III - Intrawell
Plant Scherer Client: Southern Company Data: Scherer Cell 1-CCR

Within Limit

Prediction Limit
Intrawell Parametric

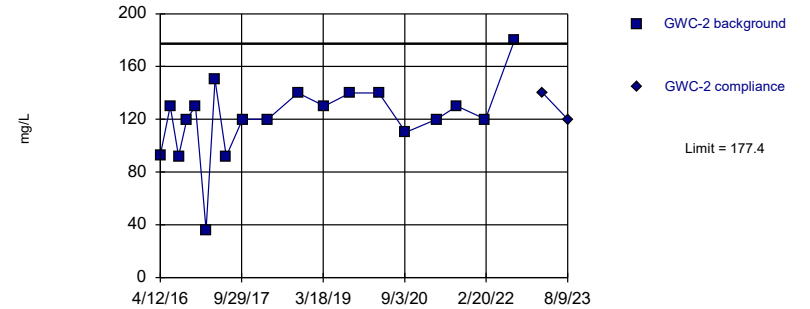


Background Data Summary: Mean=98.16, Std. Dev.=30.06, n=19. Normality test: Shapiro Wilk @alpha = 0.05, calculated = 0.9157, critical = 0.901. Kappa = 2.478 (c=7, w=17, 1 of 2, event alpha = 0.05132). Report alpha = 0.0004426.

Constituent: Total Dissolved Solids Analysis Run 9/26/2023 3:49 PM View: Appendix III - Intrawell
Plant Scherer Client: Southern Company Data: Scherer Cell 1-CCR

Within Limit

Prediction Limit
Intrawell Parametric

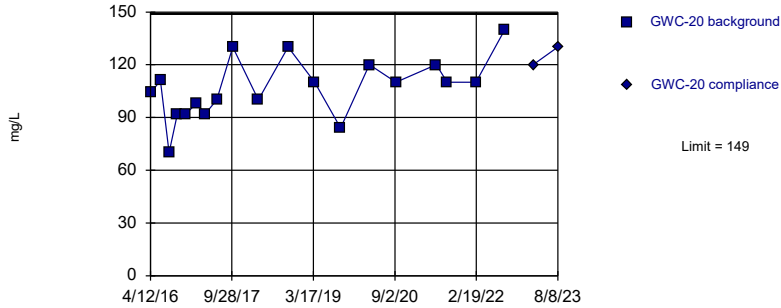


Background Data Summary (based on square transformation): Mean=15383, Std. Dev.=6489, n=19. Normality test: Shapiro Wilk @alpha = 0.05, calculated = 0.9341, critical = 0.901. Kappa = 2.478 (c=7, w=17, 1 of 2, event alpha = 0.05132). Report alpha = 0.0004426.

Constituent: Total Dissolved Solids Analysis Run 9/26/2023 3:49 PM View: Appendix III - Intrawell
Plant Scherer Client: Southern Company Data: Scherer Cell 1-CCR

Within Limit

Prediction Limit
Intrawell Parametric

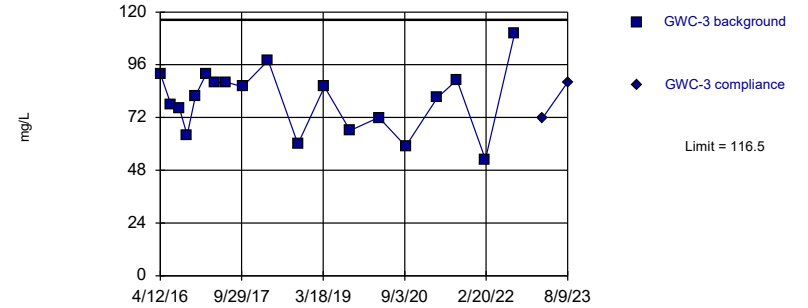


Background Data Summary: Mean=106.5, Std. Dev.=17.15, n=19. Normality test: Shapiro Wilk @alpha = 0.05, calculated = 0.9793, critical = 0.901. Kappa = 2.478 (c=7, w=17, 1 of 2, event alpha = 0.05132). Report alpha = 0.0004426.

Constituent: Total Dissolved Solids Analysis Run 9/26/2023 3:50 PM View: Appendix III - Intrawell
Plant Scherer Client: Southern Company Data: Scherer Cell 1-CCR

Within Limit

Prediction Limit
Intrawell Parametric

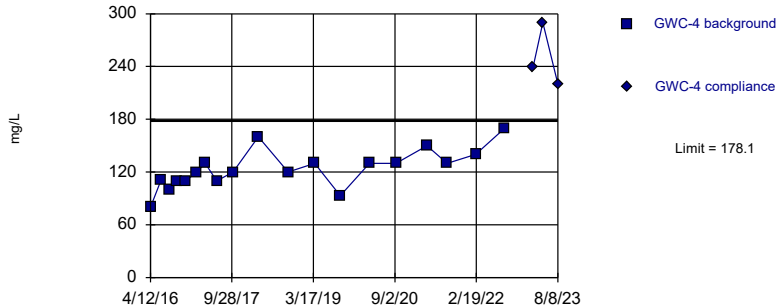


Background Data Summary: Mean=80, Std. Dev.=14.73, n=19. Normality test: Shapiro Wilk @alpha = 0.05, calculated = 0.97, critical = 0.901. Kappa = 2.478 (c=7, w=17, 1 of 2, event alpha = 0.05132). Report alpha = 0.0004426.

Constituent: Total Dissolved Solids Analysis Run 9/26/2023 3:50 PM View: Appendix III - Intrawell
Plant Scherer Client: Southern Company Data: Scherer Cell 1-CCR

Exceeds Limit

Prediction Limit
Intrawell Parametric

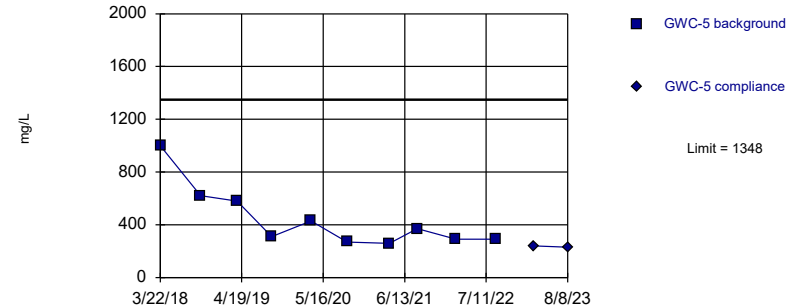


Background Data Summary: Mean=123.4, Std. Dev.=22.1, n=19. Normality test: Shapiro Wilk @alpha = 0.05, calculated = 0.9712, critical = 0.901. Kappa = 2.478 (c=7, w=17, 1 of 2, event alpha = 0.05132). Report alpha = 0.0004426.

Constituent: Total Dissolved Solids Analysis Run 9/26/2023 3:50 PM View: Appendix III - Intrawell
Plant Scherer Client: Southern Company Data: Scherer Cell 1-CCR

Within Limit

Prediction Limit
Intrawell Parametric

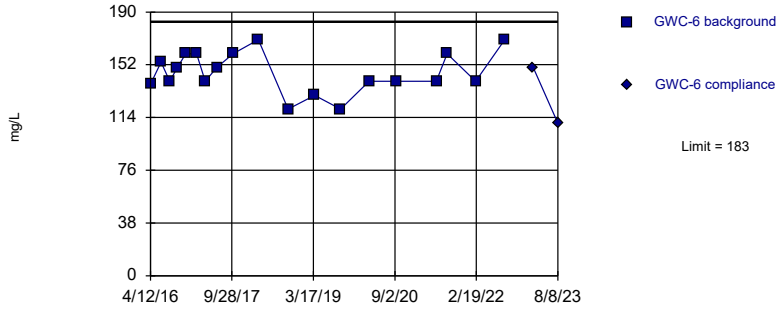


Background Data Summary (based on cube root transformation): Mean=7.445, Std. Dev.=1.178, n=10. Normality test: Shapiro Wilk @alpha = 0.05, calculated = 0.8472, critical = 0.842. Kappa = 3.058 (c=7, w=17, 1 of 2, event alpha = 0.05132). Report alpha = 0.0004426.

Constituent: Total Dissolved Solids Analysis Run 9/26/2023 3:50 PM View: Appendix III - Intrawell
Plant Scherer Client: Southern Company Data: Scherer Cell 1-CCR

Within Limit

Prediction Limit Intrawell Parametric

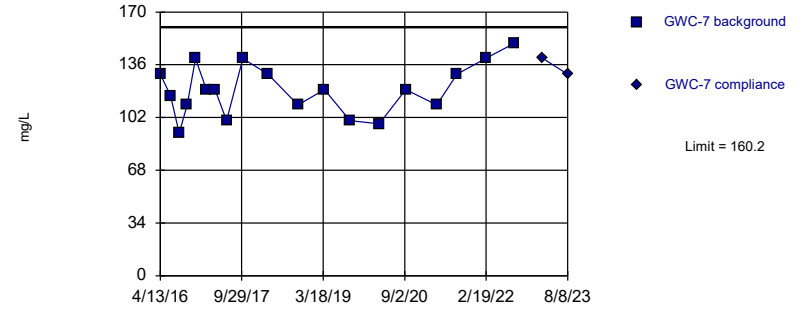


Background Data Summary: Mean=146.4, Std. Dev.=14.75, n=19. Normality test: Shapiro Wilk @alpha = 0.05, calculated = 0.9332, critical = 0.901. Kappa = 2.478 (c=7, w=17, 1 of 2, event alpha = 0.05132). Report alpha = 0.0004426.

Constituent: Total Dissolved Solids Analysis Run 9/26/2023 3:50 PM View: Appendix III - Intrawell Plant Scherer Client: Southern Company Data: Scherer Cell 1-CCR

Within Limit

Prediction Limit Intrawell Parametric

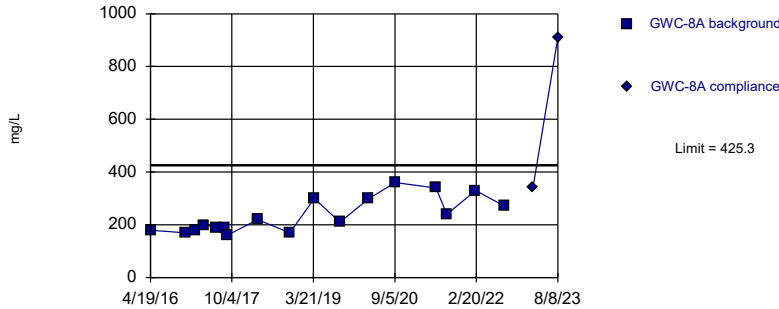


Background Data Summary: Mean=119.8, Std. Dev.=16.3, n=19. Normality test: Shapiro Wilk @alpha = 0.05, calculated = 0.9631, critical = 0.901. Kappa = 2.478 (c=7, w=17, 1 of 2, event alpha = 0.05132). Report alpha = 0.0004426.

Constituent: Total Dissolved Solids Analysis Run 9/26/2023 3:50 PM View: Appendix III - Intrawell Plant Scherer Client: Southern Company Data: Scherer Cell 1-CCR

Exceeds Limit

Prediction Limit Intrawell Parametric

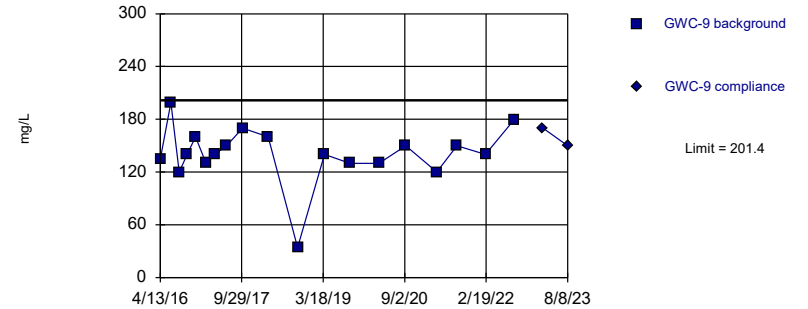


Background Data Summary (based on square root transformation): Mean=15.22, Std. Dev.=2.125, n=17. Normality test: Shapiro Wilk @alpha = 0.05, calculated = 0.8933, critical = 0.892. Kappa = 2.543 (c=7, w=17, 1 of 2, event alpha = 0.05132). Report alpha = 0.0004426.

Constituent: Total Dissolved Solids Analysis Run 9/26/2023 3:50 PM View: Appendix III - Intrawell Plant Scherer Client: Southern Company Data: Scherer Cell 1-CCR

Within Limit

Prediction Limit Intrawell Parametric



Background Data Summary (based on square transformation): Mean=20889, Std. Dev.=7938, n=19. Normality test: Shapiro Wilk @alpha = 0.05, calculated = 0.9326, critical = 0.901. Kappa = 2.478 (c=7, w=17, 1 of 2, event alpha = 0.05132). Report alpha = 0.0004426.

Constituent: Total Dissolved Solids Analysis Run 9/26/2023 3:50 PM View: Appendix III - Intrawell Plant Scherer Client: Southern Company Data: Scherer Cell 1-CCR

Prediction Limit

Constituent: Boron (mg/L) Analysis Run 9/26/2023 3:55 PM View: Appendix III - IntraWell
Plant Scherer Client: Southern Company Data: Scherer Cell 1-CCR

	GWA-15	GWA-15
4/6/2016	<0.08	
6/15/2016	<0.08	
8/10/2016	<0.08	
10/4/2016	<0.08	
11/30/2016	<0.08	
2/7/2017	<0.08	
4/4/2017	<0.08	
6/20/2017	<0.08	
10/4/2017	<0.08	
3/20/2018	<0.08 (D)	
10/2/2018	<0.08	
3/26/2019	<0.08	
9/10/2019	<0.08	
3/18/2020	<0.08	
9/9/2020	<0.08	
4/1/2021	<0.08	
8/11/2021	<0.08	
2/15/2022	<0.08	
8/25/2022	<0.08	
2/28/2023		<0.08
8/3/2023		0.03 (J)

Prediction Limit

Constituent: Boron (mg/L) Analysis Run 9/26/2023 3:55 PM View: Appendix III - IntraWell
Plant Scherer Client: Southern Company Data: Scherer Cell 1-CCR

	GWA-17	GWA-17
4/6/2016	<0.08	
6/15/2016	0.0028 (J)	
8/10/2016	<0.08	
10/5/2016	<0.08	
11/29/2016	<0.08	
2/7/2017	<0.08	
4/4/2017	<0.08	
6/20/2017	<0.08	
10/5/2017	<0.08	
3/20/2018	<0.08	
10/2/2018	<0.08	
3/26/2019	<0.08	
9/10/2019	<0.08	
3/18/2020	<0.08	
9/9/2020	<0.08	
4/1/2021	<0.08	
8/11/2021	<0.08	
2/15/2022	<0.08	
8/24/2022	<0.08	
2/28/2023		<0.08
8/3/2023		<0.08

Prediction Limit

Constituent: Boron (mg/L) Analysis Run 9/26/2023 3:55 PM View: Appendix III - IntraWell
Plant Scherer Client: Southern Company Data: Scherer Cell 1-CCR

	GWC-1	GWC-1
4/12/2016	<0.08	
6/16/2016	<0.08	
8/11/2016	<0.08	
10/4/2016	<0.08	
11/30/2016	<0.08	
2/7/2017	<0.08	
4/5/2017	<0.08	
6/20/2017	<0.08	
10/4/2017	<0.08	
3/20/2018	<0.08	
10/2/2018	<0.08	
3/26/2019	<0.08	
9/10/2019	<0.08	
3/18/2020	<0.08	
9/9/2020	<0.08	
4/1/2021	0.053 (J)	
8/18/2021	<0.08	
2/15/2022	<0.08	
8/24/2022	<0.08	
2/27/2023		<0.08
8/9/2023		<0.08

Prediction Limit

Constituent: Boron (mg/L) Analysis Run 9/26/2023 3:55 PM View: Appendix III - IntraWell
Plant Scherer Client: Southern Company Data: Scherer Cell 1-CCR

	GWC-10	GWC-10
4/13/2016	<0.08 (D)	
6/21/2016	<0.08	
8/15/2016	<0.08	
10/5/2016	<0.08	
12/1/2016	<0.08	
2/8/2017	<0.08	
4/6/2017	<0.08	
6/21/2017	<0.08	
10/5/2017	<0.08	
3/21/2018	<0.08	
10/2/2018	<0.08	
3/27/2019	<0.08	
9/11/2019	<0.08	
3/18/2020	<0.08	
9/9/2020	<0.08	
4/1/2021	<0.08	
8/17/2021	<0.08	
2/15/2022	<0.08	
8/25/2022	0.11	
12/28/2022	0.098 (R)	
2/21/2023		<0.08
8/9/2023		<0.08

Prediction Limit

Constituent: Boron (mg/L) Analysis Run 9/26/2023 3:55 PM View: Appendix III - IntraWell
Plant Scherer Client: Southern Company Data: Scherer Cell 1-CCR

	GWC-13	GWC-13
4/13/2016	<0.08 (D)	
6/21/2016	<0.08	
8/15/2016	<0.08	
10/7/2016	<0.08	
12/1/2016	<0.08	
2/9/2017	<0.08	
4/6/2017	<0.08	
6/22/2017	<0.08	
10/6/2017	<0.08	
3/22/2018	<0.08	
10/3/2018	<0.08	
3/26/2019	<0.08	
9/11/2019	<0.08	
3/18/2020	<0.08	
9/10/2020	<0.08	
4/6/2021	0.056 (J)	
8/11/2021	<0.08	
2/16/2022	<0.08	
8/26/2022	<0.08	
2/27/2023		<0.08
8/9/2023		<0.08

Prediction Limit

Constituent: Boron (mg/L) Analysis Run 9/26/2023 3:55 PM View: Appendix III - IntraWell
Plant Scherer Client: Southern Company Data: Scherer Cell 1-CCR

	GWC-20	GWC-20
4/12/2016	<0.08	
6/16/2016	<0.08	
8/11/2016	<0.08	
10/5/2016	<0.08	
11/30/2016	<0.08	
2/8/2017	<0.08	
4/6/2017	<0.08	
6/21/2017	<0.08	
10/5/2017	<0.08	
3/21/2018	<0.08	
10/3/2018	<0.08	
3/26/2019	<0.08	
9/12/2019	<0.08	
3/19/2020	<0.08	
9/10/2020	<0.08	
4/5/2021	<0.08	
8/11/2021	<0.08	
2/16/2022	<0.08	
8/25/2022	0.12	
12/28/2022	<0.08 (R)	
2/28/2023		<0.08
8/8/2023		<0.08

Prediction Limit

Constituent: Boron (mg/L) Analysis Run 9/26/2023 3:55 PM View: Appendix III - Intrawell
Plant Scherer Client: Southern Company Data: Scherer Cell 1-CCR

	GWC-3	GWC-3
4/12/2016	<0.08 (D)	
6/20/2016	<0.08	
8/12/2016	<0.08	
10/5/2016	<0.08	
11/30/2016	<0.08	
2/8/2017	<0.08	
4/6/2017	<0.08	
6/21/2017	<0.08	
10/5/2017	<0.08	
3/21/2018	<0.08	
10/3/2018	<0.08	
3/26/2019	<0.08	
9/10/2019	<0.08	
3/18/2020	<0.08	
9/10/2020	<0.08	
4/6/2021	0.078 (J)	
8/12/2021	<0.08	
2/15/2022	<0.08	
8/25/2022	<0.08	
2/28/2023		<0.08
8/9/2023		<0.08

Prediction Limit

Constituent: Boron (mg/L) Analysis Run 9/26/2023 3:55 PM View: Appendix III - IntraWell
Plant Scherer Client: Southern Company Data: Scherer Cell 1-CCR

	GWC-5	GWC-5
4/19/2016	<0.1	
6/22/2016	0.238	
8/16/2016	0.39	
10/6/2016	0.34	
12/1/2016	0.37	
2/9/2017	0.38	
4/6/2017	0.4	
6/21/2017	0.39	
10/5/2017	0.47	
3/22/2018	0.48	
10/3/2018	0.47	
3/27/2019	0.33	
9/11/2019	0.31	
3/18/2020	0.26	
9/9/2020	0.24	
4/1/2021	0.23	
8/12/2021	0.19	
2/15/2022	0.19	
8/25/2022	0.19	
2/28/2023		0.19
8/8/2023		0.15

Prediction Limit

Constituent: Boron (mg/L) Analysis Run 9/26/2023 3:55 PM View: Appendix III - IntraWell
Plant Scherer Client: Southern Company Data: Scherer Cell 1-CCR

	GWC-6	GWC-6
4/12/2016	<0.08	
6/20/2016	<0.08	
8/12/2016	<0.08	
10/6/2016	<0.08	
11/30/2016	<0.08	
2/9/2017	<0.08	
4/6/2017	<0.08	
6/21/2017	<0.08	
10/6/2017	<0.08	
3/21/2018	<0.08	
10/3/2018	<0.08	
3/26/2019	<0.08	
9/11/2019	<0.08	
3/18/2020	<0.08	
9/10/2020	<0.08	
4/5/2021	0.042 (J)	
8/11/2021	0.057 (J)	
2/15/2022	<0.08	
8/25/2022	<0.08	
2/27/2023		<0.08
8/8/2023		<0.08

Prediction Limit

Constituent: Boron (mg/L) Analysis Run 9/26/2023 3:55 PM View: Appendix III - Intrawell
Plant Scherer Client: Southern Company Data: Scherer Cell 1-CCR

	GWC-7	GWC-7
4/13/2016	<0.08 (D)	
6/20/2016	<0.08	
8/15/2016	<0.08	
10/6/2016	<0.08	
12/1/2016	<0.08	
2/9/2017	<0.08	
4/7/2017	<0.08	
6/22/2017	<0.08	
10/6/2017	<0.08	
3/22/2018	<0.08	
10/4/2018	<0.08	
3/27/2019	<0.08	
9/11/2019	<0.08	
3/19/2020	<0.08	
9/10/2020	<0.08	
4/1/2021	<0.08	
8/11/2021	0.056 (J)	
2/15/2022	<0.08	
8/25/2022	<0.08	
2/27/2023		<0.08
8/8/2023		<0.08

Prediction Limit

Constituent: Boron (mg/L) Analysis Run 9/26/2023 3:55 PM View: Appendix III - Intrawell
Plant Scherer Client: Southern Company Data: Scherer Cell 1-CCR

	GWC-8A	GWC-8A
4/19/2016	0.145	
10/10/2016	0.12	
12/1/2016	0.12	
2/9/2017	0.13	
4/7/2017	0.21	
6/21/2017	0.23	
8/15/2017	0.27	
9/1/2017	0.24	
3/22/2018	0.25	
10/4/2018	0.21	
3/27/2019	0.16	
9/11/2019	0.21	
3/18/2020	0.16	
9/9/2020	0.13	
4/5/2021	0.18	
8/12/2021	0.23	
2/15/2022	0.13	
8/25/2022	0.18	
2/27/2023		0.14
8/8/2023		0.14

Prediction Limit

Constituent: Boron (mg/L) Analysis Run 9/26/2023 3:55 PM View: Appendix III - IntraWell
Plant Scherer Client: Southern Company Data: Scherer Cell 1-CCR

	GWC-9	GWC-9
4/13/2016	0.0774 (JD)	
6/22/2016	0.0663 (J)	
8/15/2016	0.093	
10/6/2016	0.096	
12/1/2016	0.12	
2/8/2017	0.094	
4/6/2017	0.11	
6/21/2017	0.1	
10/5/2017	0.083	
3/21/2018	0.089	
10/2/2018	0.083	
3/27/2019	0.067	
9/11/2019	0.083	
3/18/2020	0.058 (J)	
9/9/2020	0.088	
4/1/2021	0.059 (J)	
8/12/2021	0.1	
2/15/2022	0.07 (J)	
8/25/2022	0.13	
2/27/2023		0.082
8/8/2023		0.087

Prediction Limit

Constituent: Calcium (mg/L) Analysis Run 9/26/2023 3:55 PM View: Appendix III - IntraWell
Plant Scherer Client: Southern Company Data: Scherer Cell 1-CCR

	GWA-15	GWA-15
4/6/2016	3.62	
6/15/2016	4.5	
8/10/2016	3.8	
10/4/2016	5.3	
11/30/2016	4.7	
2/7/2017	3.8	
4/4/2017	3.8	
6/20/2017	4.1	
10/4/2017	4.6	
3/20/2018	4.2 (D)	
10/2/2018	4.2	
3/26/2019	4	
9/10/2019	4.8	
3/18/2020	3.8	
9/9/2020	4	
4/1/2021	4	
8/11/2021	4.1	
2/15/2022	3.6	
8/25/2022	4.9	
2/28/2023		4.1
8/3/2023		4.7

Prediction Limit

Constituent: Calcium (mg/L) Analysis Run 9/26/2023 3:55 PM View: Appendix III - IntraWell
Plant Scherer Client: Southern Company Data: Scherer Cell 1-CCR

	GWA-16	GWA-16
4/6/2016	12.1	
6/15/2016	11.8	
8/10/2016	10	
10/4/2016	14	
11/29/2016	10	
2/7/2017	12	
4/4/2017	11	
6/20/2017	11	
10/5/2017	13	
3/20/2018	12	
10/2/2018	11	
3/26/2019	11	
9/10/2019	12	
3/18/2020	12	
9/9/2020	11	
4/1/2021	12	
8/11/2021	11	
2/15/2022	10	
8/25/2022	13	
2/28/2023		13
8/3/2023		13

Prediction Limit

Constituent: Calcium (mg/L) Analysis Run 9/26/2023 3:55 PM View: Appendix III - IntraWell
Plant Scherer Client: Southern Company Data: Scherer Cell 1-CCR

	GWA-17	GWA-17
4/6/2016	6.58	
6/15/2016	6.9	
8/10/2016	5.5	
10/5/2016	6.8	
11/29/2016	4.8	
2/7/2017	7.8	
4/4/2017	6.4	
6/20/2017	7	
10/5/2017	6.6	
3/20/2018	6.6	
10/2/2018	5.8	
3/26/2019	6.7	
9/10/2019	7.5	
3/18/2020	7.3	
9/9/2020	7.3	
4/1/2021	7.8	
8/11/2021	7.3	
2/15/2022	7.1	
8/24/2022	8.9	
2/28/2023		8.7
8/3/2023		8.3

Prediction Limit

Constituent: Calcium (mg/L) Analysis Run 9/26/2023 3:55 PM View: Appendix III - IntraWell
Plant Scherer Client: Southern Company Data: Scherer Cell 1-CCR

	GWC-1	GWC-1
4/12/2016	17.1	
6/16/2016	19.8	
8/11/2016	15	
10/4/2016	17	
11/30/2016	16	
2/7/2017	17	
4/5/2017	16	
6/20/2017	17	
10/4/2017	19	
3/20/2018	18	
10/2/2018	16	
3/26/2019	16	
9/10/2019	17	
3/18/2020	19	
9/9/2020	17	
4/1/2021	18	
8/18/2021	18	
2/15/2022	16	
8/24/2022	17	
2/27/2023		19
8/9/2023		18

Prediction Limit

Constituent: Calcium (mg/L) Analysis Run 9/26/2023 3:55 PM View: Appendix III - IntraWell
Plant Scherer Client: Southern Company Data: Scherer Cell 1-CCR

	GWC-10	GWC-10
4/13/2016	15.6 (D)	
6/21/2016	14.4	
8/15/2016	14	
10/5/2016	17	
12/1/2016	15	
2/8/2017	17	
4/6/2017	16	
6/21/2017	16 (D)	
10/5/2017	19	
3/21/2018	17	
10/2/2018	17	
3/27/2019	16	
9/11/2019	18	
3/18/2020	20	
9/9/2020	20	
4/1/2021	19	
8/17/2021	18	
2/15/2022	17	
8/25/2022	20	
2/21/2023		20
8/9/2023		18

Prediction Limit

Constituent: Calcium (mg/L) Analysis Run 9/26/2023 3:55 PM View: Appendix III - IntraWell
Plant Scherer Client: Southern Company Data: Scherer Cell 1-CCR

	GWC-11	GWC-11
4/13/2016	12.8 (D)	
6/21/2016	11.6	
8/15/2016	11	
10/5/2016	14	
12/1/2016	12	
2/8/2017	13	
4/6/2017	12	
6/20/2017	13	
10/5/2017	14	
3/21/2018	13	
10/2/2018	12	
3/27/2019	12	
9/11/2019	13	
3/18/2020	14	
9/10/2020	13	
4/1/2021	13	
8/11/2021	13	
2/16/2022	12	
8/25/2022	14	
2/27/2023		14
8/9/2023		14

Prediction Limit

Constituent: Calcium (mg/L) Analysis Run 9/26/2023 3:55 PM View: Appendix III - IntraWell
Plant Scherer Client: Southern Company Data: Scherer Cell 1-CCR

	GWC-12	GWC-12
4/13/2016	1.18 (D)	
6/21/2016	1.12	
8/15/2016	0.95	
10/5/2016	1	
12/1/2016	0.92	
2/8/2017	1.2	
4/5/2017	1.1	
6/20/2017	0.96	
10/5/2017	1.1	
3/21/2018	1.3 (D)	
10/2/2018	0.86	
3/26/2019	1.1	
9/11/2019	0.94	
3/18/2020	1.6	
9/10/2020	1.1	
4/1/2021	1.2	
8/11/2021	1	
2/16/2022	1.1	
8/26/2022	0.99	
2/27/2023		1.2
8/9/2023		1.1

Prediction Limit

Constituent: Calcium (mg/L) Analysis Run 9/26/2023 3:55 PM View: Appendix III - IntraWell
Plant Scherer Client: Southern Company Data: Scherer Cell 1-CCR

	GWC-13	GWC-13
4/13/2016	5.71 (D)	
6/21/2016	5.54	
8/15/2016	5.8	
10/7/2016	6.1	
12/1/2016	5.8	
2/9/2017	6.3	
4/6/2017	5.8	
6/22/2017	6.4 (D)	
10/6/2017	7.4	
3/22/2018	6.8	
10/3/2018	6.4	
3/26/2019	6.3	
9/11/2019	7	
3/18/2020	9.3	
9/10/2020	6.7	
4/6/2021	7.4	
8/11/2021	6.7	
2/16/2022	6.7	
8/26/2022	7.5	
2/27/2023		8.1
8/9/2023		7.7

Prediction Limit

Constituent: Calcium (mg/L) Analysis Run 9/26/2023 3:55 PM View: Appendix III - IntraWell
Plant Scherer Client: Southern Company Data: Scherer Cell 1-CCR

	GWC-14	GWC-14
4/13/2016	6.55 (D)	
6/21/2016	6.04	
8/15/2016	5.9	
10/4/2016	6.6	
12/1/2016	5.4	
2/7/2017	6.1	
4/6/2017	6.1	
6/20/2017	6.6	
10/5/2017	7.2	
3/20/2018	6.6	
10/2/2018	6.5	
3/26/2019	6.4	
9/11/2019	7.3	
3/18/2020	6.9	
9/9/2020	6.5	
4/1/2021	6.2	
8/11/2021	6.9	
2/16/2022	6.3	
8/26/2022	7	
2/27/2023		7.3
8/9/2023		7.2

Prediction Limit

Constituent: Calcium (mg/L) Analysis Run 9/26/2023 3:55 PM View: Appendix III - IntraWell
Plant Scherer Client: Southern Company Data: Scherer Cell 1-CCR

	GWC-18	GWC-18
4/11/2016	10.5	
6/16/2016	11.6	
8/11/2016	10	
10/5/2016	11	
11/29/2016	9.6	
2/8/2017	10	
4/6/2017	9.7	
6/21/2017	9.7 (D)	
10/5/2017	11	
3/20/2018	11	
10/2/2018	9.6	
3/26/2019	9.6	
9/11/2019	10	
3/18/2020	11	
9/9/2020	10	
4/1/2021	11	
8/11/2021	10	
2/16/2022	9.7	
8/25/2022	11	
2/28/2023		11
8/9/2023		11

Prediction Limit

Constituent: Calcium (mg/L) Analysis Run 9/26/2023 3:55 PM View: Appendix III - IntraWell
Plant Scherer Client: Southern Company Data: Scherer Cell 1-CCR

	GWC-19	GWC-19
4/11/2016	10.4	
6/16/2016	12.2	
8/11/2016	9.5	
10/5/2016	11	
11/29/2016	9.8	
2/8/2017	10	
4/5/2017	10	
6/21/2017	10 (D)	
10/5/2017	12	
3/20/2018	12	
10/2/2018	11	
3/26/2019	11	
9/12/2019	14	
3/19/2020	14	
9/9/2020	15	
4/5/2021		15
10/7/2021		17
2/16/2022		15
8/25/2022		18
12/28/2022		19 (R)
2/28/2023		18
8/8/2023		18

Prediction Limit

Constituent: Calcium (mg/L) Analysis Run 9/26/2023 3:55 PM View: Appendix III - Intravel
Plant Scherer Client: Southern Company Data: Scherer Cell 1-CCR

	GWC-2	GWC-2
4/12/2016	17	
6/16/2016	19.7	
8/11/2016	15	
10/4/2016	18	
11/30/2016	16	
2/7/2017	18	
4/6/2017	16	
6/20/2017	17	
10/4/2017	19	
3/20/2018	18	
10/2/2018	16	
3/26/2019	17	
9/10/2019	18	
3/18/2020	18	
9/9/2020	17	
4/1/2021	17	
8/12/2021	17	
2/15/2022	16	
8/26/2022	18	
2/27/2023		19
8/9/2023		18

Prediction Limit

Constituent: Calcium (mg/L) Analysis Run 9/26/2023 3:55 PM View: Appendix III - IntraWell
Plant Scherer Client: Southern Company Data: Scherer Cell 1-CCR

	GWC-20	GWC-20
4/12/2016	13.5	
6/16/2016	15	
8/11/2016	12	
10/5/2016	14	
11/30/2016	12	
2/8/2017	14	
4/6/2017	13	
6/21/2017	13 (D)	
10/5/2017	15	
3/21/2018	14	
10/3/2018	13	
3/26/2019	12	
9/12/2019	14	
3/19/2020	14	
9/10/2020	13	
4/5/2021	14	
8/11/2021	14	
2/16/2022	13	
8/25/2022	15	
2/28/2023		16
8/8/2023		16

Prediction Limit

Constituent: Calcium (mg/L) Analysis Run 9/26/2023 3:55 PM View: Appendix III - IntraWell
Plant Scherer Client: Southern Company Data: Scherer Cell 1-CCR

	GWC-3	GWC-3
4/12/2016	8.52 (D)	
6/20/2016	7.7	
8/12/2016	7.3	
10/5/2016	8.4	
11/30/2016	8	
2/8/2017	9.3	
4/6/2017	8.1	
6/21/2017	9.2 (D)	
10/5/2017	10	
3/21/2018	9.3	
10/3/2018	7.5	
3/26/2019	7.3	
9/10/2019	6.6	
3/18/2020	5.9	
9/10/2020	6.3	
4/6/2021	7.4	
8/12/2021	6.6	
2/15/2022	6	
8/25/2022	5.5	
2/28/2023		5.9
8/9/2023		6.7

Prediction Limit

Constituent: Calcium (mg/L) Analysis Run 9/26/2023 3:55 PM View: Appendix III - IntraWell
Plant Scherer Client: Southern Company Data: Scherer Cell 1-CCR

	GWC-4	GWC-4
4/12/2016	11	
6/20/2016	10.1	
8/12/2016	9.9	
10/6/2016	12	
11/30/2016	11	
2/8/2017	13	
4/6/2017	12	
6/22/2017	13 (D)	
10/6/2017	15	
3/21/2018	15	
10/3/2018	13	
3/26/2019	13	
9/10/2019	12	
3/19/2020	14	
9/10/2020	13	
4/2/2021	15	
8/12/2021	13	
2/15/2022	15	
8/25/2022	17	
12/28/2022		20 (R)
2/27/2023		26
8/8/2023		25

Prediction Limit

Constituent: Calcium (mg/L) Analysis Run 9/26/2023 3:55 PM View: Appendix III - Intravel
Plant Scherer Client: Southern Company Data: Scherer Cell 1-CCR

	GWC-5	GWC-5
4/19/2016	198	
6/22/2016	132	
8/16/2016	94	
10/6/2016	100	
12/1/2016	100	
2/9/2017	120	
4/6/2017	140	
6/21/2017	160 (D)	
10/5/2017	130	
3/22/2018	130	
10/3/2018	88	
3/27/2019	75	
9/11/2019	46	
3/18/2020	61	
9/9/2020	35	
4/1/2021	40	
8/12/2021	46	
2/15/2022	36	
8/25/2022	37	
2/28/2023		34
8/8/2023		30

Prediction Limit

Constituent: Calcium (mg/L) Analysis Run 9/26/2023 3:55 PM View: Appendix III - IntraWell
Plant Scherer Client: Southern Company Data: Scherer Cell 1-CCR

	GWC-6	GWC-6
4/12/2016	17.8	
6/20/2016	19.5	
8/12/2016	17	
10/6/2016	19	
11/30/2016	19	
2/9/2017	18	
4/6/2017	18	
6/21/2017	19 (D)	
10/6/2017	19	
3/21/2018	19	
10/3/2018	16	
3/26/2019	16	
9/11/2019	19	
3/18/2020	15	
9/10/2020	16	
4/5/2021	16	
8/11/2021	16	
2/15/2022	15	
8/25/2022	19	
2/27/2023		17
8/8/2023		15

Prediction Limit

Constituent: Calcium (mg/L) Analysis Run 9/26/2023 3:55 PM View: Appendix III - IntraWell
Plant Scherer Client: Southern Company Data: Scherer Cell 1-CCR

	GWC-7	GWC-7
4/13/2016	14 (D)	
6/20/2016	13.8	
8/15/2016	13	
10/6/2016	14	
12/1/2016	13	
2/9/2017	14	
4/7/2017	14	
6/22/2017	14 (D)	
10/6/2017	16	
3/22/2018	15	
10/4/2018	13	
3/27/2019	14	
9/11/2019	14	
3/19/2020	15	
9/10/2020	15	
4/1/2021	15	
8/11/2021	14	
2/15/2022	13	
8/25/2022	16	
2/27/2023		16
8/8/2023		15

Prediction Limit

Constituent: Calcium (mg/L) Analysis Run 9/26/2023 3:55 PM View: Appendix III - IntraWell
Plant Scherer Client: Southern Company Data: Scherer Cell 1-CCR

	GWC-8A	GWC-8A
4/19/2016	20	
10/10/2016	19	
12/1/2016	18	
2/9/2017	20	
4/7/2017	27	
6/21/2017	27 (D)	
8/15/2017	29	
9/1/2017	32	
3/22/2018	30	
10/4/2018	37	
3/27/2019		47
9/11/2019		37
3/18/2020		53
9/9/2020		64
4/5/2021		52
8/12/2021		37
2/15/2022		49
8/25/2022		39
2/27/2023		64
8/8/2023		53

Prediction Limit

Constituent: Calcium (mg/L) Analysis Run 9/26/2023 3:55 PM View: Appendix III - Intravel
Plant Scherer Client: Southern Company Data: Scherer Cell 1-CCR

	GWC-9	GWC-9
4/13/2016	18 (D)	
6/22/2016	16.7	
8/15/2016	16	
10/6/2016	17	
12/1/2016	17	
2/8/2017	18	
4/6/2017	17	
6/21/2017	17 (D)	
10/5/2017	19	
3/21/2018	19	
10/2/2018	16	
3/27/2019	16	
9/11/2019	17	
3/18/2020	16	
9/9/2020	16	
4/1/2021	16	
8/12/2021	18	
2/15/2022	16	
8/25/2022	21	
12/28/2022	18 (R)	
2/27/2023		20
8/8/2023		18

Prediction Limit

Constituent: Chloride (mg/L) Analysis Run 9/26/2023 3:55 PM View: Appendix III - IntraWell
Plant Scherer Client: Southern Company Data: Scherer Cell 1-CCR

	GWA-15	GWA-15
4/6/2016	5.342	
6/15/2016	5.2	
8/10/2016	5.5	
10/4/2016	5.4	
11/30/2016	5.4	
2/7/2017	5.1	
4/4/2017	5.1	
6/20/2017	5.2	
10/4/2017	5.2	
3/20/2018	5.6 (D)	
10/2/2018	6.3	
3/26/2019	5.5	
9/10/2019	5.2	
3/18/2020	5.4	
9/9/2020	6.1	
4/1/2021	7	
8/11/2021	7.2	
2/15/2022	6.5	
8/25/2022	6.9	
2/28/2023		6.3
8/3/2023		6.3

Prediction Limit

Constituent: Chloride (mg/L) Analysis Run 9/26/2023 3:55 PM View: Appendix III - IntraWell
Plant Scherer Client: Southern Company Data: Scherer Cell 1-CCR

	GWA-16	GWA-16
4/6/2016	1.789	
6/15/2016	2.1	
8/10/2016	1.8	
10/4/2016	1.7	
11/29/2016	1.7	
2/7/2017	1.6	
4/4/2017	1.6	
6/20/2017	1.6	
10/5/2017	1.5	
3/20/2018	1.5	
10/2/2018	1.6	
3/26/2019	1.5	
9/10/2019	1.4	
3/18/2020	1.7	
9/9/2020	1.6	
4/1/2021	1.8	
8/11/2021	1.8	
2/15/2022	1.6	
8/25/2022	1.6	
2/28/2023		1.7
8/3/2023		1.6

Prediction Limit

Constituent: Chloride (mg/L) Analysis Run 9/26/2023 3:55 PM View: Appendix III - IntraWell
Plant Scherer Client: Southern Company Data: Scherer Cell 1-CCR

	GWA-17	GWA-17
4/6/2016	1.69	
6/15/2016	1.9	
8/10/2016	1.7	
10/5/2016	1.6	
11/29/2016	1.7	
2/7/2017	1.6	
4/4/2017	1.5	
6/20/2017	1.5	
10/5/2017	1.5	
3/20/2018	1.4	
10/2/2018	1.5	
3/26/2019	1.3	
9/10/2019	1.3	
3/18/2020	2	
9/9/2020	1.3	
4/1/2021	1.5	
8/11/2021	1.4	
2/15/2022	1.4	
8/24/2022	1.4	
2/28/2023		1.4
8/3/2023		1.3

Prediction Limit

Constituent: Chloride (mg/L) Analysis Run 9/26/2023 3:55 PM View: Appendix III - IntraWell
Plant Scherer Client: Southern Company Data: Scherer Cell 1-CCR

	GWC-1	GWC-1
4/12/2016	4.32	
6/16/2016	3.8	
8/11/2016	4	
10/4/2016	3.6	
11/30/2016	3.8	
2/7/2017	4.3	
4/5/2017	4.1	
6/20/2017	3.9	
10/4/2017	3.6	
3/20/2018	3.9	
10/2/2018	3.7	
3/26/2019	3.6	
9/10/2019	2.9	
3/18/2020	4.2	
9/9/2020	3.9	
4/1/2021	4.2	
8/18/2021	4	
2/15/2022	4	
8/24/2022	3.6	
2/27/2023		3.8
8/9/2023		3.5

Prediction Limit

Constituent: Chloride (mg/L) Analysis Run 9/26/2023 3:55 PM View: Appendix III - IntraWell
Plant Scherer Client: Southern Company Data: Scherer Cell 1-CCR

	GWC-10	GWC-10
4/13/2016	2.04 (D)	
6/21/2016	2.2	
8/15/2016	2.2	
10/5/2016	2.1	
12/1/2016	2.1	
2/8/2017	2.3	
4/6/2017	2.2	
6/21/2017	2.3	
10/5/2017	2.3	
3/21/2018	2.3	
10/2/2018	2.6	
3/27/2019	2.4	
9/11/2019	2.9	
3/18/2020	4.1	
9/9/2020	4.3	
4/1/2021	4.4	
8/17/2021	3.1	
2/15/2022	4.6	
8/25/2022	5	
2/21/2023		4.3
8/9/2023		3.7

Prediction Limit

Constituent: Chloride (mg/L) Analysis Run 9/26/2023 3:55 PM View: Appendix III - Intrawell
Plant Scherer Client: Southern Company Data: Scherer Cell 1-CCR

	GWC-11	GWC-11
4/13/2016	1.78 (D)	
6/21/2016	2	
8/15/2016	1.9	
10/5/2016	1.8	
12/1/2016	1.8	
2/8/2017	1.8	
4/6/2017	1.7	
6/20/2017	1.7	
10/5/2017	1.7	
3/21/2018	1.6	
10/2/2018	1.7	
3/27/2019	1.5	
9/11/2019	1.8	
3/18/2020	1.9	
9/10/2020	1.9	
4/1/2021	1.9	
8/11/2021	1.8	
2/16/2022	1.7	
8/25/2022	1.8	
2/27/2023		1.8
8/9/2023		1.7

Prediction Limit

Constituent: Chloride (mg/L) Analysis Run 9/26/2023 3:55 PM View: Appendix III - IntraWell
Plant Scherer Client: Southern Company Data: Scherer Cell 1-CCR

	GWC-12	GWC-12
4/13/2016	1.8 (D)	
6/21/2016	2	
8/15/2016	1.8	
10/5/2016	1.7	
12/1/2016	1.7	
2/8/2017	1.7	
4/5/2017	1.7	
6/20/2017	1.6	
10/5/2017	1.6	
3/21/2018	1.6 (D)	
10/2/2018	1.6	
3/26/2019	1.7	
9/11/2019	1.9	
3/18/2020	2.1	
9/10/2020	1.8	
4/1/2021	2	
8/11/2021	1.8	
2/16/2022	1.9	
8/26/2022	1.7	
2/27/2023		1.9
8/9/2023		1.8

Prediction Limit

Constituent: Chloride (mg/L) Analysis Run 9/26/2023 3:55 PM View: Appendix III - IntraWell
Plant Scherer Client: Southern Company Data: Scherer Cell 1-CCR

	GWC-13	GWC-13
4/13/2016	1.82 (D)	
6/21/2016	1.9	
8/15/2016	1.6	
10/7/2016	1.5	
12/1/2016	1.4	
2/9/2017	1.5	
4/6/2017	1.4	
6/22/2017	1.5	
10/6/2017	1.3	
3/22/2018	1.4	
10/3/2018	1.5	
3/26/2019	1.6	
9/11/2019	1.5	
3/18/2020	1.6	
9/10/2020	1.7	
4/6/2021	1.8	
8/11/2021	1.6	
2/16/2022	1.5	
8/26/2022	1.5	
2/27/2023		1.5
8/9/2023		1.4

Prediction Limit

Constituent: Chloride (mg/L) Analysis Run 9/26/2023 3:55 PM View: Appendix III - IntraWell
Plant Scherer Client: Southern Company Data: Scherer Cell 1-CCR

	GWC-14	GWC-14
4/13/2016	2.71 (D)	
6/21/2016	3	
8/15/2016	3.1	
10/4/2016	3	
12/1/2016	3.1	
2/7/2017	2.9	
4/6/2017	2.7	
6/20/2017	2.9	
10/5/2017	2.8	
3/20/2018	2.7	
10/2/2018	3	
3/26/2019	2.5	
9/11/2019	3.1	
3/18/2020	3	
9/9/2020	2.9	
4/1/2021	3.8	
8/11/2021	3.7	
2/16/2022	3.2	
8/26/2022	3.3	
2/27/2023		3.5
8/9/2023		3.5

Prediction Limit

Constituent: Chloride (mg/L) Analysis Run 9/26/2023 3:55 PM View: Appendix III - IntraWell
Plant Scherer Client: Southern Company Data: Scherer Cell 1-CCR

	GWC-18	GWC-18
4/11/2016	2.53	
6/16/2016	2.5	
8/11/2016	2.6	
10/5/2016	2.5	
11/29/2016	2.4	
2/8/2017	2.5	
4/6/2017	2.4	
6/21/2017	2.4	
10/5/2017	2.3	
3/20/2018	2.3	
10/2/2018	2.5	
3/26/2019	2.7	
9/11/2019	2.6	
3/18/2020	2.7	
9/9/2020	2.8	
4/1/2021	2.8	
8/11/2021	2.9	
2/16/2022	2.7	
8/25/2022	2.8	
2/28/2023		2.8
8/9/2023		2.6

Prediction Limit

Constituent: Chloride (mg/L) Analysis Run 9/26/2023 3:55 PM View: Appendix III - Intrawell
Plant Scherer Client: Southern Company Data: Scherer Cell 1-CCR

	GWC-19	GWC-19
4/11/2016	1.84	
6/16/2016	1.9	
8/11/2016	1.9	
10/5/2016	1.7	
11/29/2016	1.7	
2/8/2017	1.7	
4/5/2017	1.7	
6/21/2017	1.7	
10/5/2017	1.6	
3/20/2018	1.6	
10/2/2018	1.7	
3/26/2019	1.8	
9/12/2019	1.5	
3/19/2020	2.2	
9/9/2020	2.4	
6/1/2021	2.6	
8/11/2021	2.8	
2/16/2022	2.4	
8/25/2022	2.4	
2/28/2023		2.6
8/8/2023		2.6

Prediction Limit

Constituent: Chloride (mg/L) Analysis Run 9/26/2023 3:55 PM View: Appendix III - IntraWell
Plant Scherer Client: Southern Company Data: Scherer Cell 1-CCR

	GWC-2	GWC-2
4/12/2016	2.34	
6/16/2016	2.4	
8/11/2016	2.4	
10/4/2016	2.2	
11/30/2016	2.2	
2/7/2017	2.1	
4/6/2017	2.1	
6/20/2017	2.1	
10/4/2017	2	
3/20/2018	2	
10/2/2018	2	
3/26/2019	1.9	
9/10/2019	1.7	
3/18/2020	2.4	
9/9/2020	2	
4/1/2021	2.5	
8/12/2021	2.5	
2/15/2022	2.2	
8/26/2022	2.1	
2/27/2023		2.2
8/9/2023		2.1

Prediction Limit

Constituent: Chloride (mg/L) Analysis Run 9/26/2023 3:55 PM View: Appendix III - Intrawell
Plant Scherer Client: Southern Company Data: Scherer Cell 1-CCR

	GWC-20	GWC-20
4/12/2016	2.03	
6/16/2016	2.2	
8/11/2016	2.1	
10/5/2016	1.9	
11/30/2016	2	
2/8/2017	2	
4/6/2017	<1	
6/21/2017	1.9	
10/5/2017	1.9	
3/21/2018	1.8	
10/3/2018	2	
3/26/2019	1.9	
9/12/2019	1.6	
3/19/2020	2.2	
9/10/2020	2.1	
6/1/2021	2.1	
8/11/2021	2.1	
2/16/2022	2	
8/25/2022	2.1	
2/28/2023		2.2
8/8/2023		2.2

Prediction Limit

Constituent: Chloride (mg/L) Analysis Run 9/26/2023 3:55 PM View: Appendix III - IntraWell
Plant Scherer Client: Southern Company Data: Scherer Cell 1-CCR

	GWC-3	GWC-3
4/12/2016	3.04 (D)	
6/20/2016	3.1	
8/16/2016	3.2	
10/5/2016	3.2	
11/30/2016	3.3	
2/8/2017	3.5	
4/6/2017	3.4	
6/21/2017	3.5	
10/5/2017	3.5	
3/21/2018	3.4	
10/3/2018	3.5	
3/26/2019	3	
9/10/2019	2.5	
3/18/2020	2.8	
9/10/2020	2.7	
4/6/2021	2.9	
8/12/2021	3.3	
2/15/2022	2.7	
8/25/2022	3.2	
2/28/2023		3.1
8/9/2023		3.2

Prediction Limit

Constituent: Chloride (mg/L) Analysis Run 9/26/2023 3:55 PM View: Appendix III - IntraWell
Plant Scherer Client: Southern Company Data: Scherer Cell 1-CCR

	GWC-4	GWC-4
4/12/2016	4.57	
6/20/2016	3.1	
8/16/2016	3.2	
10/6/2016	3.4	
11/30/2016	4.1	
2/8/2017	7.2	
4/6/2017	7.4	
6/22/2017	7.8	
10/6/2017	9.1	
3/21/2018	13	
10/3/2018	13	
3/26/2019	9.2	
9/10/2019	5.1	
3/19/2020	8.7	
9/10/2020	9.7	
4/2/2021	11	
8/12/2021	12	
2/15/2022	11	
8/25/2022	11	
2/27/2023		16
5/2/2023		24
8/8/2023		16

Prediction Limit

Constituent: Chloride (mg/L) Analysis Run 9/26/2023 3:55 PM View: Appendix III - Intrawell
Plant Scherer Client: Southern Company Data: Scherer Cell 1-CCR

	GWC-5	GWC-5
4/19/2016	124 (o)	
6/22/2016	81	
8/16/2016	71	
10/6/2016	68	
12/1/2016	74	
2/9/2017	76	
4/6/2017	92	
6/21/2017	100	
10/5/2017	67	
3/22/2018	74	
10/3/2018	46	
3/27/2019	42	
9/11/2019	19	
3/18/2020	30	
9/9/2020	8.7	
4/1/2021	18	
8/12/2021	22	
2/15/2022	16	
8/25/2022	12	
2/28/2023		11
8/8/2023		8.2

Prediction Limit

Constituent: Chloride (mg/L) Analysis Run 9/26/2023 3:55 PM View: Appendix III - IntraWell
Plant Scherer Client: Southern Company Data: Scherer Cell 1-CCR

	GWC-6	GWC-6
6/20/2016	6.8	
8/16/2016	7.6	
10/6/2016	7.3	
11/30/2016	7.1	
2/9/2017	5.8	
4/6/2017	5.7	
6/21/2017	6.1	
10/6/2017	5.1	
3/21/2018	5.4	
10/3/2018	5.7	
3/26/2019	4.2	
9/11/2019	7.2	
3/18/2020	4	
9/10/2020	6.3	
6/2/2021	6.3	
8/11/2021	6.5	
2/15/2022	6.1	
8/25/2022	6.2	
2/27/2023		5.2
8/8/2023		5.5

Prediction Limit

Constituent: Chloride (mg/L) Analysis Run 9/26/2023 3:55 PM View: Appendix III - Intrawell
Plant Scherer Client: Southern Company Data: Scherer Cell 1-CCR

	GWC-7	GWC-7
4/13/2016	1.68 (D)	
6/20/2016	2	
8/15/2016	1.8	
10/6/2016	1.7	
12/1/2016	1.7	
2/9/2017	1.7	
4/7/2017	1.7	
6/22/2017	1.6	
10/6/2017	1.6	
3/22/2018	1.6	
10/4/2018	1.7	
3/27/2019	1.7	
9/11/2019	2.1	
3/19/2020	2.1	
9/10/2020	2.5	
4/1/2021	2.9	
8/11/2021	3	
2/15/2022	2.7	
8/25/2022	3	
2/27/2023		3.5
8/8/2023		3.8

Prediction Limit

Constituent: Chloride (mg/L) Analysis Run 9/26/2023 3:55 PM View: Appendix III - IntraWell
Plant Scherer Client: Southern Company Data: Scherer Cell 1-CCR

	GWC-8A	GWC-8A
4/19/2016	6.9	
10/10/2016	7.2	
12/1/2016	7.1	
2/9/2017	7.2	
4/7/2017	7.5	
6/21/2017	7.6	
8/15/2017	7.8	
9/1/2017	7.6	
3/22/2018	7	
10/4/2018	6.1	
3/27/2019	6.6	
9/11/2019	7	
3/18/2020	8.5	
9/9/2020	11	
6/1/2021	9.4	
8/12/2021	7.8	
2/15/2022	9.1	
8/25/2022	7.5	
2/27/2023		8.8
8/8/2023		8.2

Prediction Limit

Constituent: Chloride (mg/L) Analysis Run 9/26/2023 3:55 PM View: Appendix III - IntraWell
Plant Scherer Client: Southern Company Data: Scherer Cell 1-CCR

	GWC-9	GWC-9
4/13/2016	3.64 (D)	
6/22/2016	3.8	
8/15/2016	3.7	
10/6/2016	3.4	
12/1/2016	4	
2/8/2017	4	
4/6/2017	4	
6/21/2017	3.3	
10/5/2017	3.3	
3/21/2018	3.6	
10/2/2018	3.1	
3/27/2019	3	
9/11/2019	3.4	
3/18/2020	3.4	
9/9/2020	3.2	
4/1/2021	4.3	
8/12/2021	4.1	
2/15/2022	3.7	
8/25/2022	4.2	
2/27/2023		4.2
8/8/2023		4

Prediction Limit

Constituent: Fluoride (mg/L) Analysis Run 9/26/2023 3:55 PM View: Appendix III - IntraWell
Plant Scherer Client: Southern Company Data: Scherer Cell 1-CCR

	GWA-15	GWA-15
4/6/2016	0.017 (J)	
6/15/2016	<0.1	
8/10/2016	<0.1	
10/4/2016	<0.1	
11/30/2016	<0.1	
2/7/2017	<0.1	
4/4/2017	<0.1	
6/20/2017	<0.1	
10/4/2017	<0.1	
3/20/2018	<0.1 (D)	
10/2/2018	<0.1	
3/26/2019	<0.1	
9/10/2019	<0.1	
3/18/2020	0.036 (J)	
9/9/2020	<0.1	
4/1/2021	<0.1	
8/11/2021	0.036 (J)	
2/15/2022	0.054 (J)	
8/25/2022	<0.1	
2/28/2023		0.077 (J)
8/3/2023		<0.1

Prediction Limit

Constituent: Fluoride (mg/L) Analysis Run 9/26/2023 3:55 PM View: Appendix III - IntraWell
Plant Scherer Client: Southern Company Data: Scherer Cell 1-CCR

	GWA-16	GWA-16
4/6/2016	0.048 (J)	
6/15/2016	<0.082	
8/10/2016	<0.082	
10/4/2016	<0.082	
11/29/2016	<0.082	
2/7/2017	<0.082	
4/4/2017	<0.082	
6/20/2017	<0.082	
10/5/2017	<0.082	
3/20/2018	<0.082	
10/2/2018	<0.082	
3/26/2019	0.041 (J)	
9/10/2019	0.047 (J)	
3/18/2020	0.041 (J)	
9/9/2020	0.034 (J)	
4/1/2021	0.035 (J)	
8/11/2021	0.05 (J)	
2/15/2022	0.079 (J)	
8/25/2022	0.047 (J)	
2/28/2023		0.089 (J)
8/3/2023		0.074 (J)

Prediction Limit

Constituent: Fluoride (mg/L) Analysis Run 9/26/2023 3:55 PM View: Appendix III - IntraWell
Plant Scherer Client: Southern Company Data: Scherer Cell 1-CCR

	GWA-17	GWA-17
4/6/2016	0.039 (J)	
6/15/2016	<0.082	
8/10/2016	<0.082	
10/5/2016	<0.082	
11/29/2016	<0.082	
2/7/2017	<0.082	
4/4/2017	<0.082	
6/20/2017	<0.082	
10/5/2017	<0.082	
3/20/2018	<0.082	
10/2/2018	<0.082	
3/26/2019	0.042 (J)	
9/10/2019	0.046 (J)	
3/18/2020	0.071 (J)	
9/9/2020	0.036 (J)	
4/1/2021	0.042 (J)	
8/11/2021	0.053 (J)	
2/15/2022	0.083 (J)	
8/24/2022	0.047 (J)	
2/28/2023		0.067 (J)
8/3/2023		0.068 (J)

Prediction Limit

Constituent: Fluoride (mg/L) Analysis Run 9/26/2023 3:55 PM View: Appendix III - IntraWell
Plant Scherer Client: Southern Company Data: Scherer Cell 1-CCR

	GWC-1	GWC-1
4/12/2016	0.087 (J)	
6/16/2016	0.04 (J)	
8/11/2016	0.092 (J)	
10/4/2016	<0.082	
11/30/2016	0.091 (J)	
2/7/2017	<0.082	
4/5/2017	<0.082	
6/20/2017	0.082 (J)	
10/4/2017	<0.082	
3/20/2018	<0.082	
10/2/2018	0.089 (J)	
3/26/2019	0.072 (J)	
9/10/2019	0.077 (J)	
3/18/2020	0.098 (J)	
9/9/2020	0.069 (J)	
4/1/2021	0.081 (J)	
10/18/2021	0.081 (J)	
2/15/2022	0.12	
5/12/2022	0.048 (J,R)	
8/24/2022	0.075 (J)	
2/27/2023		0.08 (J)
8/9/2023		0.11

Prediction Limit

Constituent: Fluoride (mg/L) Analysis Run 9/26/2023 3:55 PM View: Appendix III - IntraWell
Plant Scherer Client: Southern Company Data: Scherer Cell 1-CCR

	GWC-10	GWC-10
4/13/2016	0.082 (JD)	
6/21/2016	0.02 (J)	
8/15/2016	<0.082	
10/5/2016	<0.082	
12/1/2016	<0.082	
2/8/2017	<0.082	
4/6/2017	<0.082	
6/21/2017	<0.082	
10/5/2017	<0.082	
3/21/2018	<0.082	
10/2/2018	<0.082	
3/27/2019	0.077 (J)	
9/11/2019	0.067 (J)	
3/18/2020	0.088 (J)	
9/9/2020	0.055 (J)	
4/1/2021	0.086 (J)	
8/17/2021	0.083 (J)	
2/15/2022	0.099 (J)	
8/25/2022	0.065 (J)	
2/21/2023		0.061 (J)
8/9/2023		0.083 (J)

Prediction Limit

Constituent: Fluoride (mg/L) Analysis Run 9/26/2023 3:55 PM View: Appendix III - IntraWell
Plant Scherer Client: Southern Company Data: Scherer Cell 1-CCR

	GWC-11	GWC-11
4/13/2016	0.061 (JD)	
6/21/2016	0.03 (J)	
8/15/2016	<0.1	
10/5/2016	<0.1	
12/1/2016	<0.1	
2/8/2017	<0.1	
4/6/2017	<0.1	
6/20/2017	<0.1	
10/5/2017	<0.1	
3/21/2018	<0.1	
10/2/2018	<0.1	
3/27/2019	0.048 (J)	
9/11/2019	0.054 (J)	
3/18/2020	0.064 (J)	
9/10/2020	0.052 (J)	
4/1/2021	0.042 (J)	
8/11/2021	0.051 (J)	
2/16/2022	<0.1	
8/25/2022	0.059 (J)	
2/27/2023		0.064 (J)
8/9/2023		0.071 (J)

Prediction Limit

Constituent: Fluoride (mg/L) Analysis Run 9/26/2023 3:55 PM View: Appendix III - IntraWell
Plant Scherer Client: Southern Company Data: Scherer Cell 1-CCR

	GWC-12	GWC-12
4/13/2016	0.01 (JD)	
6/21/2016	<0.1	
8/15/2016	<0.1	
10/5/2016	<0.1	
12/1/2016	<0.1	
2/8/2017	<0.1	
4/5/2017	<0.1	
6/20/2017	<0.1	
10/5/2017	<0.1	
3/21/2018	<0.1 (D)	
10/2/2018	<0.1	
3/26/2019	0.026 (J)	
9/11/2019	0.039 (J)	
3/18/2020	0.046 (J)	
9/10/2020	<0.1	
4/1/2021	<0.1	
8/11/2021	0.029 (J)	
2/16/2022	<0.1	
8/26/2022	0.026 (J)	
2/27/2023		0.032 (J)
8/9/2023		<0.1

Prediction Limit

Constituent: Fluoride (mg/L) Analysis Run 9/26/2023 3:55 PM View: Appendix III - IntraWell
Plant Scherer Client: Southern Company Data: Scherer Cell 1-CCR

	GWC-13	GWC-13
4/13/2016	0.039 (JD)	
6/21/2016	<0.1	
8/15/2016	<0.1	
10/7/2016	<0.1	
12/1/2016	<0.1	
2/9/2017	<0.1	
4/6/2017	<0.1	
6/22/2017	<0.1	
10/6/2017	<0.1	
3/22/2018	<0.1	
10/3/2018	<0.1	
3/26/2019	0.04 (J)	
9/11/2019	0.051 (J)	
3/18/2020	0.055 (J)	
9/10/2020	0.034 (J)	
4/6/2021	0.026 (J)	
8/11/2021	0.045 (J)	
2/16/2022	<0.1	
8/26/2022	0.055 (J)	
2/27/2023		0.055 (J)
8/9/2023		0.06 (J)

Prediction Limit

Constituent: Fluoride (mg/L) Analysis Run 9/26/2023 3:55 PM View: Appendix III - IntraWell
Plant Scherer Client: Southern Company Data: Scherer Cell 1-CCR

	GWC-14	GWC-14
4/13/2016	0.027 (JD)	
6/21/2016	<0.1	
8/15/2016	<0.1	
10/4/2016	<0.1	
12/1/2016	<0.1	
2/7/2017	<0.1	
4/6/2017	<0.1	
6/20/2017	<0.1	
10/5/2017	<0.1	
3/20/2018	<0.1	
10/2/2018	<0.1	
3/26/2019	0.034 (J)	
9/11/2019	0.045 (J)	
3/18/2020	0.068 (J)	
9/9/2020	<0.1	
4/1/2021	<0.1	
8/11/2021	0.045 (J)	
2/16/2022	<0.1	
8/26/2022	0.068 (J)	
2/27/2023		0.047 (J)
8/9/2023		<0.1

Prediction Limit

Constituent: Fluoride (mg/L) Analysis Run 9/26/2023 3:55 PM View: Appendix III - IntraWell
Plant Scherer Client: Southern Company Data: Scherer Cell 1-CCR

	GWC-18	GWC-18
4/11/2016	0.047 (J)	
6/16/2016	<0.1	
8/11/2016	<0.1	
10/5/2016	<0.1	
11/29/2016	<0.1	
2/8/2017	<0.1	
4/6/2017	<0.1	
6/21/2017	<0.1	
10/5/2017	<0.1	
3/20/2018	<0.1	
10/2/2018	<0.1	
3/26/2019	0.046 (J)	
9/11/2019	0.055 (J)	
3/18/2020	<0.1	
9/9/2020	0.045 (J)	
4/1/2021	0.041 (J)	
8/11/2021	0.062 (J)	
2/16/2022	0.034 (J)	
8/25/2022	0.047 (J)	
2/28/2023		0.12
8/9/2023		0.066 (J)

Prediction Limit

Constituent: Fluoride (mg/L) Analysis Run 9/26/2023 3:55 PM View: Appendix III - IntraWell
Plant Scherer Client: Southern Company Data: Scherer Cell 1-CCR

	GWC-19	GWC-19
4/11/2016	0.048 (J)	
6/16/2016	<0.1	
8/11/2016	<0.1	
10/5/2016	<0.1	
11/29/2016	<0.1	
2/8/2017	<0.1	
4/5/2017	<0.1	
6/21/2017	<0.1	
10/5/2017	<0.1	
3/20/2018	<0.1	
10/2/2018	<0.1	
3/26/2019	0.04 (J)	
9/12/2019	0.032 (J)	
3/19/2020	<0.1	
9/9/2020	0.034 (J)	
6/1/2021	0.026 (J)	
8/11/2021	0.047 (J)	
2/16/2022	0.028 (J)	
8/25/2022	0.042 (J)	
2/28/2023		0.079 (J)
8/8/2023		0.067 (J)

Prediction Limit

Constituent: Fluoride (mg/L) Analysis Run 9/26/2023 3:55 PM View: Appendix III - IntraWell
Plant Scherer Client: Southern Company Data: Scherer Cell 1-CCR

	GWC-2	GWC-2
4/12/2016	0.046 (J)	
6/16/2016	<0.082	
8/11/2016	<0.082	
10/4/2016	<0.082	
11/30/2016	<0.082	
2/7/2017	<0.082	
4/6/2017	<0.082	
6/20/2017	<0.082	
10/4/2017	<0.082	
3/20/2018	<0.082	
10/2/2018	<0.082	
3/26/2019	0.046 (J)	
9/10/2019	0.048 (J)	
3/18/2020	0.055 (J)	
9/9/2020	0.033 (J)	
4/1/2021	0.043 (J)	
8/12/2021	0.054 (J)	
2/15/2022	0.072 (J)	
8/26/2022	0.048 (J)	
2/27/2023		0.055 (J)
8/9/2023		0.068 (J)

Prediction Limit

Constituent: Fluoride (mg/L) Analysis Run 9/26/2023 3:55 PM View: Appendix III - IntraWell
Plant Scherer Client: Southern Company Data: Scherer Cell 1-CCR

	GWC-20	GWC-20
4/12/2016	0.056 (J)	
6/16/2016	<0.1	
8/11/2016	<0.1	
10/5/2016	<0.1	
11/30/2016	<0.1	
2/8/2017	<0.1	
4/6/2017	<0.1	
6/21/2017	<0.1	
10/5/2017	<0.1	
3/21/2018	<0.1	
10/3/2018	<0.1	
3/26/2019	0.045 (J)	
9/12/2019	0.044 (J)	
3/19/2020	<0.1	
9/10/2020	0.051 (J)	
6/1/2021	0.033 (J)	
8/11/2021	0.051 (J)	
2/16/2022	<0.1	
8/25/2022	0.05 (J)	
2/28/2023		0.089 (J)
8/8/2023		0.053 (J)

Prediction Limit

Constituent: Fluoride (mg/L) Analysis Run 9/26/2023 3:55 PM View: Appendix III - IntraWell
Plant Scherer Client: Southern Company Data: Scherer Cell 1-CCR

	GWC-3	GWC-3
4/12/2016	0.057 (JD)	
6/20/2016	0.04 (J)	
8/16/2016	<0.082	
10/5/2016	<0.082	
11/30/2016	<0.082	
2/8/2017	<0.082	
4/6/2017	<0.082	
6/21/2017	<0.082	
10/5/2017	<0.082	
3/21/2018	<0.082	
10/3/2018	<0.082	
3/26/2019	0.046 (J)	
9/10/2019	0.058 (J)	
3/18/2020	0.091 (J)	
9/10/2020	0.063 (J)	
4/6/2021	0.045 (J)	
8/12/2021	0.084 (J)	
2/15/2022	0.092 (J)	
8/25/2022	0.059 (J)	
2/28/2023		0.08 (J)
8/9/2023		0.076 (J)

Prediction Limit

Constituent: Fluoride (mg/L) Analysis Run 9/26/2023 3:55 PM View: Appendix III - IntraWell
Plant Scherer Client: Southern Company Data: Scherer Cell 1-CCR

	GWC-4	GWC-4
4/12/2016	0.121 (J)	
6/20/2016	0.04 (J)	
8/16/2016	0.13 (J)	
10/6/2016	0.1 (J)	
11/30/2016	0.13 (J)	
2/8/2017	0.093 (J)	
4/6/2017	0.1 (J)	
6/22/2017	0.11 (J)	
10/6/2017	0.096 (J)	
3/21/2018	0.094 (J)	
10/3/2018	0.1 (J+X)	
3/26/2019	0.087 (J)	
9/10/2019	0.097 (J)	
3/19/2020	0.038 (J)	
9/10/2020	0.1	
4/2/2021	0.097 (J)	
8/12/2021	0.11	
2/15/2022	0.13	
8/25/2022	0.077 (J)	
2/27/2023		0.075 (J)
8/8/2023		0.1

Prediction Limit

Constituent: Fluoride (mg/L) Analysis Run 9/26/2023 3:55 PM View: Appendix III - IntraWell
Plant Scherer Client: Southern Company Data: Scherer Cell 1-CCR

	GWC-5	GWC-5
4/19/2016	0.024 (J)	
6/22/2016	<0.082	
8/16/2016	<0.082	
10/6/2016	<0.082	
12/1/2016	<0.082	
2/9/2017	<0.082	
4/6/2017	<0.082	
6/21/2017	<0.082	
10/5/2017	<0.082	
3/22/2018	<0.082	
10/3/2018	<0.082	
3/27/2019	0.038 (J)	
9/11/2019	0.045 (J)	
3/18/2020	0.055 (J)	
9/9/2020	0.033 (J)	
4/1/2021	0.029 (J)	
8/12/2021	0.045 (J)	
2/15/2022	0.16	
5/12/2022	0.03 (J,R)	
8/25/2022	0.047 (J)	
2/28/2023		0.065 (J)
8/8/2023		0.066 (J)

Prediction Limit

Constituent: Fluoride (mg/L) Analysis Run 9/26/2023 3:55 PM View: Appendix III - IntraWell
Plant Scherer Client: Southern Company Data: Scherer Cell 1-CCR

	GWC-6	GWC-6
4/12/2016	0.061 (J)	
6/20/2016	<0.082	
8/16/2016	<0.082	
10/6/2016	<0.082	
11/30/2016	<0.082	
2/9/2017	<0.082	
4/6/2017	<0.082	
6/21/2017	<0.082	
10/6/2017	<0.082	
3/21/2018	<0.082	
10/3/2018	<0.082	
3/26/2019	0.058 (J)	
9/11/2019	0.058 (J)	
3/18/2020	0.082 (J)	
9/10/2020	0.052 (J)	
6/2/2021	0.038 (J)	
8/11/2021	0.055 (J)	
2/15/2022	0.095 (J)	
8/25/2022	0.058 (J)	
2/27/2023		0.072 (J)
8/8/2023		0.1

Prediction Limit

Constituent: Fluoride (mg/L) Analysis Run 9/26/2023 3:55 PM View: Appendix III - IntraWell
Plant Scherer Client: Southern Company Data: Scherer Cell 1-CCR

	GWC-7	GWC-7
4/13/2016	0.061 (JD)	
6/20/2016	0.12 (J)	
8/15/2016	<0.1	
10/6/2016	<0.1	
12/1/2016	<0.1	
2/9/2017	<0.1	
4/7/2017	<0.1	
6/22/2017	<0.1	
10/6/2017	<0.1	
3/22/2018	<0.1	
10/4/2018	<0.1	
3/27/2019	0.04 (J)	
9/11/2019	0.057 (J)	
3/19/2020	<0.1	
9/10/2020	0.053 (J)	
4/1/2021	0.072 (J)	
8/11/2021	0.058 (J)	
2/15/2022	0.083 (J)	
8/25/2022	0.051 (J)	
2/27/2023		0.054 (J)
8/8/2023		0.084 (J)

Prediction Limit

Constituent: Fluoride (mg/L) Analysis Run 9/26/2023 3:55 PM View: Appendix III - IntraWell
Plant Scherer Client: Southern Company Data: Scherer Cell 1-CCR

	GWC-8A	GWC-8A
4/19/2016	0.135 (J)	
10/10/2016	0.12 (J)	
12/1/2016	0.12 (J)	
2/9/2017	0.11 (J)	
4/7/2017	0.15 (J)	
6/21/2017	0.21	
8/15/2017	0.1 (J)	
9/1/2017	0.084 (J)	
3/22/2018	0.091 (J)	
10/4/2018	0.14 (J+X)	
3/27/2019	0.071 (J)	
9/11/2019	0.071 (J)	
3/18/2020	0.073 (J)	
9/9/2020	0.038 (J)	
6/1/2021	0.034 (J)	
8/12/2021	0.087 (J)	
2/15/2022	0.096 (J)	
8/25/2022	0.059 (J)	
2/27/2023		0.097 (J)
8/8/2023		0.053 (J)

Prediction Limit

Constituent: Fluoride (mg/L) Analysis Run 9/26/2023 3:55 PM View: Appendix III - IntraWell
Plant Scherer Client: Southern Company Data: Scherer Cell 1-CCR

	GWC-9	GWC-9
4/13/2016	0.083 (JD)	
6/22/2016	0.03 (J)	
8/15/2016	<0.082	
10/6/2016	<0.082	
12/1/2016	<0.082	
2/8/2017	<0.082	
4/6/2017	<0.082	
6/21/2017	<0.082	
10/5/2017	0.084 (J)	
3/21/2018	<0.082	
10/2/2018	<0.082	
3/27/2019	0.066 (J)	
9/11/2019	0.067 (J)	
3/18/2020	0.096 (J)	
9/9/2020	0.067 (J)	
4/1/2021	0.072 (J)	
8/12/2021	0.085 (J)	
2/15/2022	0.096 (J)	
8/25/2022	0.064 (J)	
2/27/2023		0.07 (J)
8/8/2023		0.088 (J)

Prediction Limit

Constituent: pH (S.U.) Analysis Run 9/26/2023 3:55 PM View: Appendix III - Intrawell
Plant Scherer Client: Southern Company Data: Scherer Cell 1-CCR

	GWA-15	GWA-15
5/20/2014	5.27	
11/12/2014	5.7	
5/22/2015	5.52	
11/11/2015	5.63	
4/6/2016	5.5 (D)	
6/15/2016	5.52	
8/10/2016	5.5	
10/4/2016	5.56	
11/30/2016	5.46	
2/7/2017	5.28	
4/1/2017	5.48	
4/4/2017	5.48	
6/20/2017	5.44	
10/4/2017	5.44	
3/20/2018	5.48	
10/2/2018	5.49	
3/26/2019	5.41	
3/18/2020	5.42	
9/9/2020	5.71	
4/1/2021	5.31	
8/11/2021	5.5	
2/15/2022	5.4	
8/25/2022	5.4	
2/28/2023		5.4
8/3/2023		5.48

Prediction Limit

Constituent: pH (S.U.) Analysis Run 9/26/2023 3:55 PM View: Appendix III - Intrawell
Plant Scherer Client: Southern Company Data: Scherer Cell 1-CCR

	GWA-16	GWA-16
5/20/2014	6.18	
11/8/2014	6.52	
5/22/2015	6.3	
11/11/2015	6.36	
4/6/2016	6.46 (D)	
6/15/2016	6.39	
8/10/2016	6.39	
10/4/2016	6.4	
11/29/2016	6.36	
2/7/2017	6.45	
4/4/2017	6.37	
6/20/2017	6.4	
10/5/2017	6.42	
3/20/2018	6.36	
10/2/2018	6.38	
3/26/2019	6.42	
3/18/2020	6.29	
9/9/2020	6.33	
4/1/2021	6.44	
8/11/2021	6.35	
2/15/2022	6.46	
8/25/2022	6.42	
2/28/2023		6.45
8/3/2023		6.24

Prediction Limit

Constituent: pH (S.U.) Analysis Run 9/26/2023 3:55 PM View: Appendix III - Intrawell
Plant Scherer Client: Southern Company Data: Scherer Cell 1-CCR

	GWA-17	GWA-17
5/20/2014	5.68	
11/8/2014	6.04	
5/22/2015	5.87	
11/9/2015	5.97	
4/6/2016	5.937 (D)	
6/15/2016	5.96	
8/10/2016	5.94	
10/5/2016	5.86	
11/29/2016	5.82	
2/7/2017	6.15	
4/4/2017	6	
6/20/2017	6.34	
10/5/2017	5.93	
3/20/2018	5.97	
10/2/2018	6.03	
3/26/2019	6.12	
3/18/2020	6.03	
9/9/2020	6.05	
4/1/2021	6.14	
8/11/2021	6.14	
2/15/2022	6.2	
8/24/2022	6.22	
2/28/2023		6.19
8/3/2023		6.22

Prediction Limit

Constituent: pH (S.U.) Analysis Run 9/26/2023 3:55 PM View: Appendix III - Intrawell
Plant Scherer Client: Southern Company Data: Scherer Cell 1-CCR

	GWC-1	GWC-1
5/23/2014	6.46	
11/13/2014	6.67	
5/23/2015	6.53	
11/11/2015	6.71	
4/12/2016	6.53 (D)	
6/16/2016	6.49	
8/11/2016	6.5	
10/4/2016	6.5	
11/30/2016	6.48	
2/7/2017	6.38	
4/5/2017	6.36	
6/20/2017	6.45	
10/4/2017	6.5	
3/20/2018	6.63	
10/2/2018	6.57	
3/26/2019	6.54	
3/18/2020	6.53	
9/9/2020	6.57	
4/1/2021	6.52	
10/18/2021	6.36	
2/15/2022	6.83	
5/12/2022	6.55 (R)	
8/24/2022	6.42	
2/27/2023		6.56
8/9/2023		6.57

Prediction Limit

Constituent: pH (S.U.) Analysis Run 9/26/2023 3:55 PM View: Appendix III - IntraWell
Plant Scherer Client: Southern Company Data: Scherer Cell 1-CCR

	GWC-10	GWC-10
5/21/2014	6.3	
11/12/2014	6.49	
5/23/2015	6.3	
11/12/2015	6.45	
4/13/2016	6.42 (D)	
6/21/2016	6.36	
8/15/2016	6.3	
10/5/2016	6.25	
12/1/2016	6.32	
2/8/2017	6.04	
4/6/2017	6.35	
6/21/2017	6.2	
10/5/2017	6.21	
3/21/2018	6.56	
10/2/2018	6.35	
3/27/2019	6.53	
3/18/2020	6.34	
9/9/2020	6.4	
4/1/2021	6.35	
10/18/2021	6.25	
2/15/2022	6.48	
5/12/2022	6.31 (R)	
8/25/2022	6.2	
12/28/2022	6.36 (R)	
2/21/2023		6.33
5/2/2023		6.3
8/9/2023		6.3

Prediction Limit

Constituent: pH (S.U.) Analysis Run 9/26/2023 3:55 PM View: Appendix III - Intrawell
Plant Scherer Client: Southern Company Data: Scherer Cell 1-CCR

	GWC-11	GWC-11
5/20/2014	6.14	
11/12/2014	6.33	
5/24/2015	6.04	
11/12/2015	6.31	
4/13/2016	6.17 (D)	
6/21/2016	6.19	
8/15/2016	6.15	
10/5/2016	6.1	
12/1/2016	6.15	
2/8/2017	5.9	
4/6/2017	6.13	
6/20/2017	6.12	
10/5/2017	6.11	
3/21/2018	6.21	
10/2/2018	6.21	
3/27/2019	6.22	
3/18/2020	6.17	
9/10/2020	6.16	
4/1/2021	6.11	
8/11/2021	6.21	
2/16/2022	6.16	
8/25/2022	6.01	
2/27/2023		6.19
8/9/2023		6.24

Prediction Limit

Constituent: pH (S.U.) Analysis Run 9/26/2023 3:55 PM View: Appendix III - Intrawell
Plant Scherer Client: Southern Company Data: Scherer Cell 1-CCR

	GWC-12	GWC-12
5/20/2014	4.86	
11/12/2014	5.3	
5/23/2015	5.04	
11/12/2015	5.31	
4/13/2016	5.22 (D)	
6/21/2016	5.2	
8/15/2016	5.12	
10/5/2016	5.07	
10/7/2016	5.07	
12/1/2016	5.08	
2/8/2017	4.76	
4/5/2017	5.1	
6/20/2017	5.13	
10/5/2017	5.1	
3/21/2018	5.33	
10/2/2018	5.16	
3/26/2019	5.25	
3/18/2020	5.19	
9/10/2020	5.1	
4/1/2021	5.18	
8/11/2021	5.2	
2/16/2022	5.11	
8/26/2022	5.07	
2/27/2023		5.2
8/9/2023		5.1

Prediction Limit

Constituent: pH (S.U.) Analysis Run 9/26/2023 3:55 PM View: Appendix III - Intrawell
Plant Scherer Client: Southern Company Data: Scherer Cell 1-CCR

	GWC-13	GWC-13
5/20/2014	5.6	
11/12/2014	6.02	
5/24/2015	5.81	
11/12/2015	5.93	
4/13/2016	5.88 (D)	
6/21/2016	5.9	
8/15/2016	5.86	
10/4/2016	5.85	
10/7/2016	5.85	
12/1/2016	5.85	
2/9/2017	5.92	
4/6/2017	5.85	
6/22/2017	5.9	
10/6/2017	5.88	
3/22/2018	5.88	
10/3/2018	5.95	
3/26/2019	5.89	
3/18/2020	5.81	
9/10/2020	5.83	
4/6/2021	5.95	
8/11/2021	5.92	
2/16/2022	5.79	
8/26/2022	5.91	
2/27/2023		5.94
8/9/2023		5.95

Prediction Limit

Constituent: pH (S.U.) Analysis Run 9/26/2023 3:55 PM View: Appendix III - Intrawell
Plant Scherer Client: Southern Company Data: Scherer Cell 1-CCR

	GWC-14	GWC-14
5/20/2014	5.38	
11/12/2014	5.77	
5/24/2015	5.53	
11/11/2015	5.68	
4/13/2016	5.58 (D)	
6/21/2016	5.59	
8/15/2016	5.56	
10/4/2016	5.66	
12/1/2016	5.54	
2/7/2017	5.42	
4/6/2017	5.55	
6/20/2017	5.57	
10/5/2017	5.55	
3/20/2018	5.73	
10/2/2018	5.68	
3/26/2019	5.63	
3/18/2020	5.61	
9/9/2020	5.88	
4/1/2021	5.53	
8/11/2021	5.61	
2/16/2022	5.6	
8/26/2022	5.51	
2/27/2023		5.62
8/9/2023		5.57

Prediction Limit

Constituent: pH (S.U.) Analysis Run 9/26/2023 3:55 PM View: Appendix III - Intrawell
Plant Scherer Client: Southern Company Data: Scherer Cell 1-CCR

	GWC-18	GWC-18
5/23/2014	6.19	
11/8/2014	6.42	
5/22/2015	6.26	
11/10/2015	6.29	
4/11/2016	6.3 (D)	
6/16/2016	6.34	
8/11/2016	6.28	
10/5/2016	6.27	
11/29/2016	6.39	
2/8/2017	6.35	
4/6/2017	6.26	
6/21/2017	6.24	
10/5/2017	6.31	
3/20/2018	6.34	
10/2/2018	6.38	
3/26/2019	6.38	
3/18/2020	6.32	
9/9/2020	6.3	
4/1/2021	6.37	
8/11/2021	6.43	
2/16/2022	6.54	
5/12/2022	6.39 (R)	
8/25/2022	6.45	
2/28/2023		6.36
8/9/2023		6.41

Prediction Limit

Constituent: pH (S.U.) Analysis Run 9/26/2023 3:55 PM View: Appendix III - Intrawell
Plant Scherer Client: Southern Company Data: Scherer Cell 1-CCR

	GWC-19	GWC-19
5/22/2014	6.37	
11/8/2014	6.51	
5/22/2015	6.35	
11/10/2015	6.41	
4/11/2016	6.36 (D)	
6/16/2016	6.35	
8/11/2016	6.37	
10/5/2016	5.78 (O)	
11/29/2016	6.44	
2/8/2017	6.4	
4/5/2017	6.35	
6/21/2017	6.36	
10/5/2017	6.41	
3/20/2018	6.37	
10/2/2018	6.41	
3/26/2019	6.35	
3/19/2020	6.27	
9/9/2020	6.27	
4/5/2021	6.37	
6/1/2021	6.18	
8/11/2021	6.35	
2/16/2022	6.47	
8/25/2022	6.36	
12/28/2022	6.29 (R)	
2/28/2023		6.29
8/8/2023		6.32

Prediction Limit

Constituent: pH (S.U.) Analysis Run 9/26/2023 3:55 PM View: Appendix III - Intrawell
Plant Scherer Client: Southern Company Data: Scherer Cell 1-CCR

	GWC-2	GWC-2
5/22/2014	6.74	
11/13/2014	6.94	
5/24/2015	7	
11/11/2015	6.55	
4/12/2016	6.52	
6/16/2016	6.38	
8/11/2016	6.38	
10/4/2016	6.39	
11/30/2016	6.38	
2/7/2017	6.43	
4/6/2017	6.23	
6/20/2017	6.36	
10/4/2017	6.35	
3/20/2018	6.52	
10/2/2018	6.51	
3/26/2019	6.44	
3/18/2020	6.41	
9/9/2020	6.44	
4/1/2021	7.32 (o)	
8/12/2021	6.41	
2/15/2022	6.61	
8/26/2022	6.37	
2/27/2023		6.41
8/9/2023		6.6

Prediction Limit

Constituent: pH (S.U.) Analysis Run 9/26/2023 3:55 PM View: Appendix III - Intrawell
Plant Scherer Client: Southern Company Data: Scherer Cell 1-CCR

	GWC-20	GWC-20
5/22/2014	6.33	
11/9/2014	6.66	
5/22/2015	6.49	
11/10/2015	6.53	
4/12/2016	6.53 (D)	
6/16/2016	6.51	
8/11/2016	6.49	
10/5/2016	6.46	
11/30/2016	6.5	
2/8/2017	6.59	
4/6/2017	6.47	
6/21/2017	6.53	
10/5/2017	6.51	
3/21/2018	6.5	
10/3/2018	6.48	
3/26/2019	6.52	
3/19/2020	6.47	
9/10/2020	6.49	
4/5/2021	6.64	
6/1/2021	6.39	
8/11/2021	6.58	
2/16/2022	6.71	
5/12/2022	6.52 (R)	
8/25/2022	6.62	
12/28/2022	6.56 (R)	
2/28/2023		6.53
8/8/2023		6.59

Prediction Limit

Constituent: pH (S.U.) Analysis Run 9/26/2023 3:55 PM View: Appendix III - Intrawell
Plant Scherer Client: Southern Company Data: Scherer Cell 1-CCR

	GWC-3	GWC-3
5/22/2014	5.82	
11/9/2014	6.1	
5/22/2015	5.92	
11/16/2015	6.02	
4/12/2016	5.97 (D)	
6/20/2016	5.93	
8/12/2016	5.86	
8/16/2016	5.86	
10/5/2016	5.1 (O)	
11/30/2016	5.88	
2/8/2017	5.89	
4/6/2017	5.84	
6/21/2017	5.91	
10/5/2017	5.93	
3/21/2018	5.96	
10/3/2018	5.97	
3/26/2019	6.02	
3/18/2020	5.9	
9/10/2020	6.24	
4/6/2021	6.01	
8/12/2021	6.12	
2/15/2022	5.87	
8/25/2022	5.99	
2/28/2023		6
5/2/2023		6.27
8/9/2023		6.07

Prediction Limit

Constituent: pH (S.U.) Analysis Run 9/26/2023 3:55 PM View: Appendix III - Intrawell
Plant Scherer Client: Southern Company Data: Scherer Cell 1-CCR

	GWC-4	GWC-4
5/22/2014	6.17	
11/9/2014	6.45	
5/22/2015	6.26	
11/11/2015	6.3	
4/12/2016	6.44 (D)	
6/20/2016	6.33	
8/16/2016	6.3	
10/6/2016	6.21	
11/30/2016	6.26	
2/8/2017	6.35	
4/6/2017	6.29	
6/22/2017	6.31	
10/6/2017	5.9	
3/21/2018	6.23	
10/3/2018	6.25	
3/26/2019	6.34	
3/19/2020	6.32	
9/10/2020	6.46	
4/2/2021	6.35	
8/12/2021	6.3	
2/15/2022	6.37	
5/12/2022	6.19 (R)	
8/25/2022	6.19	
12/28/2022	6.2 (R)	
2/27/2023		6.17
5/2/2023		6.13
8/8/2023		6.3

Prediction Limit

Constituent: pH (S.U.) Analysis Run 9/26/2023 3:55 PM View: Appendix III - Intrawell
Plant Scherer Client: Southern Company Data: Scherer Cell 1-CCR

	GWC-5	GWC-5
5/22/2014	5.89	
11/9/2014	6.14	
5/24/2015	5.7	
11/11/2015	5.78	
4/19/2016	5.55	
6/22/2016	5.6	
8/16/2016	5.7	
10/6/2016	5.64	
12/1/2016	5.62	
2/9/2017	5.64	
4/6/2017	5.66	
6/21/2017	5.68	
10/5/2017	5.64	
3/22/2018	5.9	
10/3/2018	5.74	
3/27/2019	5.78	
3/18/2020	5.81	
9/9/2020	6.08	
4/1/2021	6.01	
8/12/2021	5.87	
2/15/2022	6.16	
5/12/2022	5.99 (R)	
8/25/2022	5.96	
2/28/2023		6
8/8/2023		6.16

Prediction Limit

Constituent: pH (S.U.) Analysis Run 9/26/2023 3:55 PM View: Appendix III - Intrawell
Plant Scherer Client: Southern Company Data: Scherer Cell 1-CCR

	GWC-6	GWC-6
5/21/2014	6.09	
11/9/2014	6.36	
5/24/2015	6.17	
11/11/2015	6.19	
4/12/2016	6.22	
6/20/2016	6.2	
8/12/2016	6.17	
10/6/2016	6.14	
11/30/2016	6.14	
2/9/2017	6.18	
4/6/2017	6.17	
6/21/2017	6.17	
10/6/2017	6.19	
3/21/2018	6.21	
10/3/2018	6.22	
3/26/2019	6.25	
3/18/2020	6.19	
9/10/2020	6.43	
4/5/2021	6.36	
6/2/2021	6.09	
8/11/2021	6.14	
2/15/2022	6.1	
8/25/2022	6.13	
2/27/2023		6.16
8/8/2023		6.37

Prediction Limit

Constituent: pH (S.U.) Analysis Run 9/26/2023 3:55 PM View: Appendix III - Intrawell
Plant Scherer Client: Southern Company Data: Scherer Cell 1-CCR

	GWC-7	GWC-7
5/21/2014	6.25	
5/24/2015	6.32	
11/11/2015	6.35	
4/13/2016	6.42	
6/20/2016	6.4	
8/15/2016	6.31	
10/6/2016	6.27	
12/1/2016	6.28	
2/9/2017	6.32	
4/7/2017	6.28	
6/22/2017	6.29	
10/6/2017	5.96	
3/22/2018	6.34	
10/4/2018	6.36	
3/27/2019	6.38	
3/19/2020	6.41	
9/10/2020	6.32	
4/1/2021	6.4	
8/11/2021	6.26	
2/15/2022	6.22	
8/25/2022	6.31	
2/27/2023		6.35
5/2/2023		6.38
8/8/2023		6.48

Prediction Limit

Constituent: pH (S.U.) Analysis Run 9/26/2023 3:55 PM View: Appendix III - Intrawell
Plant Scherer Client: Southern Company Data: Scherer Cell 1-CCR

	GWC-8A	GWC-8A
5/21/2014	7.11	
11/13/2014	6.55	
5/23/2015	6.36	
11/11/2015	6.36	
4/19/2016	6.4	
6/23/2016	6.35	
8/23/2016	6.29	
10/10/2016	6.3	
12/1/2016	6.37	
2/9/2017	6.39	
2/27/2017	6.24	
4/7/2017	6.93	
6/21/2017	7.11 (D)	
8/15/2017	6.95	
9/1/2017	6.86	
10/9/2017	6.75	
3/22/2018	7.05	
10/4/2018	7.26	
3/27/2019	6.69	
3/18/2020	6.42	
9/9/2020	6.3	
4/5/2021	6.35	
6/1/2021	6.28	
8/12/2021	6.37	
2/15/2022	6.34	
8/25/2022	6.29	
2/27/2023		6.27
5/2/2023		6.23
8/8/2023		6.38

Prediction Limit

Constituent: pH (S.U.) Analysis Run 9/26/2023 3:55 PM View: Appendix III - Intrawell
Plant Scherer Client: Southern Company Data: Scherer Cell 1-CCR

	GWC-9	GWC-9
5/21/2014	6.31	
11/12/2014	6.81	
5/23/2015	6.42	
11/12/2015	6.7	
4/13/2016	6.59	
6/22/2016	6.49	
8/15/2016	6.61	
10/6/2016	6.55	
12/1/2016	6.59	
2/8/2017	6.63	
4/6/2017	6.58	
6/21/2017	6.56	
10/5/2017	6.58	
3/21/2018	6.76	
10/2/2018	6.65	
3/27/2019	6.7	
3/18/2020	6.61	
9/9/2020	6.8	
4/1/2021	6.28	
8/12/2021	6.66	
2/15/2022	6.61	
8/25/2022	6.48	
12/28/2022	6.62 (R)	
2/27/2023		6.57
8/8/2023		6.63

Prediction Limit

Constituent: Sulfate (mg/L) Analysis Run 9/26/2023 3:55 PM View: Appendix III - Intrawell
Plant Scherer Client: Southern Company Data: Scherer Cell 1-CCR

	GWA-15	GWA-15
4/6/2016	0.799 (J)	
6/15/2016	<0.7	
8/10/2016	<0.7	
10/4/2016	<0.7	
11/30/2016	<0.7	
2/7/2017	0.8 (J)	
4/4/2017	<0.7	
6/20/2017	<0.7	
10/4/2017	<0.7	
3/20/2018	1.2	
10/2/2018	<0.7	
3/26/2019	2.1	
9/10/2019	0.65 (J)	
3/18/2020	3.1	
9/9/2020	1.6	
4/1/2021	2.7	
8/11/2021	1.3	
2/15/2022	2.6	
8/25/2022	1.9	
2/28/2023		3.5
8/3/2023		1.7

Prediction Limit

Constituent: Sulfate (mg/L) Analysis Run 9/26/2023 3:55 PM View: Appendix III - Intrawell
Plant Scherer Client: Southern Company Data: Scherer Cell 1-CCR

	GWA-16	GWA-16
4/6/2016	<1	
6/15/2016	<1	
8/10/2016	<1	
10/4/2016	<1	
11/29/2016	<1	
2/7/2017	<1	
4/4/2017	<1	
6/20/2017	<1	
10/5/2017	<1	
3/20/2018	<1	
10/2/2018	<1	
3/26/2019	<1	
9/10/2019	<1	
3/18/2020	0.67 (J)	
9/9/2020	<1	
4/1/2021	<1	
8/11/2021	<1	
2/15/2022	<1	
8/25/2022	<1	
2/28/2023		1.4
8/3/2023		0.4 (J)

Prediction Limit

Constituent: Sulfate (mg/L) Analysis Run 9/26/2023 3:55 PM View: Appendix III - Intrawell
Plant Scherer Client: Southern Company Data: Scherer Cell 1-CCR

	GWA-17	GWA-17
4/6/2016	<1	
6/15/2016	<1	
8/10/2016	<1	
10/5/2016	<1	
11/29/2016	<1	
2/7/2017	<1	
4/4/2017	<1	
6/20/2017	<1	
10/5/2017	<1	
3/20/2018	<1	
10/2/2018	<1	
3/26/2019	0.58 (J)	
9/10/2019	0.44 (J)	
3/18/2020	0.51 (J)	
9/9/2020	<1	
4/1/2021	<1	
8/11/2021	<1	
2/15/2022	<1	
8/24/2022	<1	
2/28/2023		1.3
8/3/2023		<1

Prediction Limit

Constituent: Sulfate (mg/L) Analysis Run 9/26/2023 3:55 PM View: Appendix III - Intrawell
Plant Scherer Client: Southern Company Data: Scherer Cell 1-CCR

	GWC-1	GWC-1
4/12/2016	0.617 (J)	
6/16/2016	<1	
8/11/2016	<1	
10/4/2016	<1	
11/30/2016	<1	
2/7/2017	0.92 (J)	
4/5/2017	1	
6/20/2017	0.76 (J)	
10/4/2017	<1	
3/20/2018	0.95 (J)	
10/2/2018	<1	
3/26/2019	0.53 (J)	
9/10/2019	0.69 (J)	
3/18/2020	0.84 (J)	
9/9/2020	0.77 (J)	
4/1/2021	<1	
8/18/2021	0.79 (J)	
2/15/2022	1.5	
8/24/2022	<1	
2/27/2023		1.6
8/9/2023		0.46 (J)

Prediction Limit

Constituent: Sulfate (mg/L) Analysis Run 9/26/2023 3:55 PM View: Appendix III - Intrawell
Plant Scherer Client: Southern Company Data: Scherer Cell 1-CCR

	GWC-10	GWC-10
4/13/2016	0.51 (JD)	
6/21/2016	0.58 (J)	
8/15/2016	<1	
10/5/2016	<1	
12/1/2016	<1	
2/8/2017	1	
4/6/2017	0.81 (J)	
6/21/2017	1.1	
10/5/2017	1.1	
3/21/2018	1.1	
10/2/2018	1.2	
3/27/2019		1.6
9/11/2019		1.8
3/18/2020		2.4
9/9/2020		2.6
4/1/2021		2.7
8/17/2021		1.2
2/15/2022		3.5
5/12/2022		2.7 (R)
8/25/2022		3.7
2/21/2023		4.7
5/2/2023		4.3
8/9/2023		2.3

Prediction Limit

Constituent: Sulfate (mg/L) Analysis Run 9/26/2023 3:55 PM View: Appendix III - Intrawell
Plant Scherer Client: Southern Company Data: Scherer Cell 1-CCR

	GWC-11	GWC-11
4/13/2016	<1 (D)	
6/21/2016	0.16 (J)	
8/15/2016	<1	
10/5/2016	<1	
12/1/2016	<1	
2/8/2017	<1	
4/6/2017	<1	
6/20/2017	<1	
10/5/2017	<1	
3/21/2018	<1	
10/2/2018	<1	
3/27/2019	<1	
9/11/2019	0.63 (J)	
3/18/2020	<1	
9/10/2020	<1	
4/1/2021	<1	
8/11/2021	<1	
2/16/2022	<1	
8/25/2022	<1	
2/27/2023		0.88 (J)
8/9/2023		<1

Prediction Limit

Constituent: Sulfate (mg/L) Analysis Run 9/26/2023 3:55 PM View: Appendix III - Intrawell
Plant Scherer Client: Southern Company Data: Scherer Cell 1-CCR

	GWC-12	GWC-12
4/13/2016	<1 (D)	
6/21/2016	0.2 (J)	
8/15/2016	<1	
10/5/2016	<1	
12/1/2016	<1	
2/8/2017	<1	
4/5/2017	<1	
6/20/2017	<1	
10/5/2017	<1	
3/21/2018	<1 (D)	
10/2/2018	<1	
3/26/2019	0.49 (J)	
9/11/2019	0.5 (J)	
3/18/2020	1.3	
9/10/2020	<1	
4/1/2021	<1	
8/11/2021	<1	
2/16/2022	<1	
8/26/2022	0.77 (J)	
2/27/2023		1.2
8/9/2023		<1

Prediction Limit

Constituent: Sulfate (mg/L) Analysis Run 9/26/2023 3:55 PM View: Appendix III - Intrawell
Plant Scherer Client: Southern Company Data: Scherer Cell 1-CCR

	GWC-13	GWC-13
4/13/2016	0.646 (JD)	
6/21/2016	0.57 (J)	
8/15/2016	<1	
10/7/2016	<1	
12/1/2016	<1	
2/9/2017	<1	
4/6/2017	<1	
6/22/2017	<1	
10/6/2017	<1	
3/22/2018	<1	
10/3/2018	<1	
3/26/2019	1.3	
9/11/2019	0.81 (J)	
3/18/2020	25 (o)	
9/10/2020	1.3	
4/6/2021	0.9 (J)	
8/11/2021	0.89 (J)	
2/16/2022	<1	
8/26/2022	1.3	
2/27/2023		1.6
8/9/2023		1.3

Prediction Limit

Constituent: Sulfate (mg/L) Analysis Run 9/26/2023 3:55 PM View: Appendix III - Intrawell
Plant Scherer Client: Southern Company Data: Scherer Cell 1-CCR

	GWC-14	GWC-14
4/13/2016	<1 (D)	
6/21/2016	0.16 (J)	
8/15/2016	<1	
10/4/2016	<1	
12/1/2016	<1	
2/7/2017	<1	
4/6/2017	<1	
6/20/2017	<1	
10/5/2017	<1	
3/20/2018	<1	
10/2/2018	<1	
3/26/2019	0.64 (J)	
9/11/2019	0.5 (J)	
3/18/2020	<1	
9/9/2020	<1	
4/1/2021	<1	
8/11/2021	<1	
2/16/2022	<1	
8/26/2022	0.79 (J)	
2/27/2023		1.2
8/9/2023		<1

Prediction Limit

Constituent: Sulfate (mg/L) Analysis Run 9/26/2023 3:55 PM View: Appendix III - Intrawell
Plant Scherer Client: Southern Company Data: Scherer Cell 1-CCR

	GWC-18	GWC-18
4/11/2016	<1	
6/16/2016	<1	
8/11/2016	<1	
10/5/2016	<1	
11/29/2016	<1	
2/8/2017	<1	
4/6/2017	<1	
6/21/2017	<1	
10/5/2017	<1	
3/20/2018	<1	
10/2/2018	<1	
3/26/2019	0.39 (J)	
9/11/2019	0.61 (J)	
3/18/2020	0.62 (J)	
9/9/2020	<1	
4/1/2021	<1	
8/11/2021	<1	
2/16/2022	<1	
8/25/2022	<1	
2/28/2023		1.2
8/9/2023		<1

Prediction Limit

Constituent: Sulfate (mg/L) Analysis Run 9/26/2023 3:55 PM View: Appendix III - Intrawell
Plant Scherer Client: Southern Company Data: Scherer Cell 1-CCR

	GWC-19	GWC-19
4/11/2016	<1	
6/16/2016	<1	
8/11/2016	<1	
10/5/2016	<1	
11/29/2016	<1	
2/8/2017	<1	
4/5/2017	<1	
6/21/2017	<1	
10/5/2017	<1	
3/20/2018	<1	
10/2/2018	<1	
3/26/2019	<1	
9/12/2019	<1	
3/19/2020	0.64 (J)	
9/9/2020	1.2	
6/1/2021	1.9	
8/11/2021	<1	
2/16/2022	<1	
8/25/2022	<1	
2/28/2023		1.2
8/8/2023		<1

Prediction Limit

Constituent: Sulfate (mg/L) Analysis Run 9/26/2023 3:55 PM View: Appendix III - Intrawell
Plant Scherer Client: Southern Company Data: Scherer Cell 1-CCR

	GWC-2	GWC-2
4/12/2016	0.56 (J)	
6/16/2016	<1	
8/11/2016	<1	
10/4/2016	<1	
11/30/2016	<1	
2/7/2017	<1	
4/6/2017	<1	
6/20/2017	<1	
10/4/2017	<1	
3/20/2018	<1	
10/2/2018	<1	
3/26/2019	0.99 (J)	
9/10/2019	0.63 (J)	
3/18/2020	0.59 (J)	
9/9/2020	0.59 (J)	
4/1/2021	1.1	
8/12/2021	<1	
2/15/2022	0.79 (J)	
8/26/2022	1.1	
2/27/2023		1.6
8/9/2023		0.51 (J)

Prediction Limit

Constituent: Sulfate (mg/L) Analysis Run 9/26/2023 3:55 PM View: Appendix III - Intrawell
Plant Scherer Client: Southern Company Data: Scherer Cell 1-CCR

	GWC-20	GWC-20
4/12/2016	<1	
6/16/2016	<1	
8/11/2016	<1	
10/5/2016	<1	
11/30/2016	<1	
2/8/2017	<1	
4/6/2017	<1	
6/21/2017	<1	
10/5/2017	<1	
3/21/2018	<1	
10/3/2018	<1	
3/26/2019	0.45 (J)	
9/12/2019	<1	
3/19/2020	0.71 (J)	
9/10/2020	<1	
6/1/2021	1.4	
8/11/2021	<1	
2/16/2022	<1	
8/25/2022	<1	
2/28/2023		1.3
8/8/2023		<1

Prediction Limit

Constituent: Sulfate (mg/L) Analysis Run 9/26/2023 3:55 PM View: Appendix III - Intrawell
Plant Scherer Client: Southern Company Data: Scherer Cell 1-CCR

	GWC-3	GWC-3
4/12/2016	0.419 (JD)	
6/20/2016	0.6 (J)	
8/16/2016	<1	
10/5/2016	<1	
11/30/2016	1.1	
2/8/2017	<1	
4/6/2017	<1	
6/21/2017	<1	
10/5/2017	<1	
3/21/2018	<1	
10/3/2018	<1	
3/26/2019	0.47 (J)	
9/10/2019	0.7 (J)	
3/18/2020	0.6 (J)	
9/10/2020	<1	
4/6/2021	<1	
8/12/2021	<1	
2/15/2022	0.91 (J)	
8/25/2022	0.99 (J)	
2/28/2023		4.7
5/2/2023		4.2
8/9/2023		3.6

Prediction Limit

Constituent: Sulfate (mg/L) Analysis Run 9/26/2023 3:55 PM View: Appendix III - Intrawell
Plant Scherer Client: Southern Company Data: Scherer Cell 1-CCR

	GWC-4	GWC-4
4/12/2016	3.56	
6/20/2016	2.4	
8/16/2016	1.7	
10/6/2016	1.2	
11/30/2016	1.2	
2/8/2017	4.6	
4/6/2017	4.1	
6/22/2017	3.4	
10/6/2017	3	
3/21/2018	4.9	
10/3/2018	2.9	
3/26/2019	3.2	
9/10/2019	1.7	
3/19/2020	4.6	
9/10/2020	1.6	
4/2/2021		4.6
8/12/2021		3.5
2/15/2022		20
5/12/2022		33 (R)
8/25/2022		19
12/28/2022		32 (R)
2/27/2023		56
8/8/2023		53

Prediction Limit

Constituent: Sulfate (mg/L) Analysis Run 9/26/2023 3:55 PM View: Appendix III - Intrawell
Plant Scherer Client: Southern Company Data: Scherer Cell 1-CCR

	GWC-5	GWC-5
4/19/2016	575 (o)	
6/22/2016	470	
8/16/2016	360	
10/6/2016	300	
12/1/2016	340	
2/9/2017	350	
4/6/2017	380	
6/21/2017	490	
10/5/2017	380	
3/22/2018	400	
10/3/2018	270	
3/27/2019	260	
9/11/2019	130	
3/18/2020	170	
9/9/2020	110	
4/1/2021	100	
8/12/2021	140	
2/15/2022	100	
8/25/2022	100	
2/28/2023		87
8/8/2023		79

Prediction Limit

Constituent: Sulfate (mg/L) Analysis Run 9/26/2023 3:55 PM View: Appendix III - Intrawell
Plant Scherer Client: Southern Company Data: Scherer Cell 1-CCR

	GWC-6	GWC-6
4/12/2016	7.55	
6/20/2016	14	
8/16/2016	12	
10/6/2016	13	
11/30/2016	14	
2/9/2017	9.5	
4/6/2017	9.7	
6/21/2017	13	
10/6/2017	7.3	
3/21/2018	9.5	
10/3/2018	10	
3/26/2019	6.3	
9/11/2019	12	
3/18/2020	5.6	
9/10/2020	9.4	
6/2/2021	13	
8/11/2021	11	
2/15/2022	13	
8/25/2022	12	
2/27/2023		13
8/8/2023		6.5

Prediction Limit

Constituent: Sulfate (mg/L) Analysis Run 9/26/2023 3:55 PM View: Appendix III - Intrawell
Plant Scherer Client: Southern Company Data: Scherer Cell 1-CCR

	GWC-7	GWC-7
4/13/2016	<1 (D)	
6/20/2016	0.36 (J)	
8/15/2016	<1	
10/6/2016	<1	
12/1/2016	<1	
2/9/2017	<1	
4/7/2017	<1	
6/22/2017	<1	
10/6/2017	<1	
3/22/2018	<1	
10/4/2018	<1	
3/27/2019	0.51 (J)	
9/11/2019	0.52 (J)	
3/19/2020	0.54 (J)	
9/10/2020	<1	
4/1/2021	<1	
8/11/2021	<1	
2/15/2022	<1	
8/25/2022	<1	
2/27/2023		1.4
8/8/2023		<1

Prediction Limit

Constituent: Sulfate (mg/L) Analysis Run 9/26/2023 3:55 PM View: Appendix III - Intrawell
Plant Scherer Client: Southern Company Data: Scherer Cell 1-CCR

	GWC-8A	GWC-8A
4/19/2016	32.7	
10/10/2016	33	
12/1/2016	31	
2/9/2017	34	
4/7/2017	37	
6/21/2017	35	
8/15/2017	42	
9/1/2017	40	
3/22/2018	39	
10/4/2018	30	
3/27/2019	18	
9/11/2019	32	
3/18/2020	16	
9/9/2020	11	
6/1/2021	17	
8/12/2021	27	
2/15/2022	11	
8/25/2022	22	
2/27/2023		12
8/8/2023		7.8

Prediction Limit

Constituent: Sulfate (mg/L) Analysis Run 9/26/2023 3:55 PM View: Appendix III - Intrawell
Plant Scherer Client: Southern Company Data: Scherer Cell 1-CCR

	GWC-9	GWC-9
4/13/2016	8.66 (D)	
6/22/2016	6.3	
8/15/2016	8	
10/6/2016	10	
12/1/2016	15	
2/8/2017	13	
4/6/2017	14	
6/21/2017	11	
10/5/2017	10	
3/21/2018	12	
10/2/2018	8.2	
3/27/2019	6.8	
9/11/2019	9.6	
3/18/2020	6.9	
9/9/2020	8.4	
4/1/2021	9.7	
8/12/2021	9.7	
2/15/2022	7.2	
8/25/2022	19	
2/27/2023		13
8/8/2023		13

Prediction Limit

Constituent: Total Dissolved Solids (mg/L) Analysis Run 9/26/2023 3:55 PM View: Appendix III - IntraWell
Plant Scherer Client: Southern Company Data: Scherer Cell 1-CCR

	GWA-15	GWA-15
4/6/2016	38	
6/15/2016	<10	
8/10/2016	56	
10/4/2016	48	
11/30/2016	46	
2/7/2017	18	
4/4/2017	32	
6/20/2017	38	
10/4/2017	42	
3/20/2018	20 (JX)	
10/2/2018	48	
3/26/2019	45	
9/10/2019	42	
3/18/2020	43	
9/9/2020	<10	
4/1/2021	55	
8/11/2021	55	
2/15/2022	42	
8/25/2022	86	
2/28/2023		50
8/3/2023		53

Prediction Limit

Constituent: Total Dissolved Solids (mg/L) Analysis Run 9/26/2023 3:55 PM View: Appendix III - IntraWell
Plant Scherer Client: Southern Company Data: Scherer Cell 1-CCR

	GWA-16	GWA-16
4/6/2016	84	
6/15/2016	139	
8/10/2016	80	
10/4/2016	62	
11/29/2016	110	
2/7/2017	70	
4/4/2017	120	
6/20/2017	76	
10/5/2017	110	
3/20/2018	110	
10/2/2018	110	
3/26/2019	100	
9/10/2019	75	
3/18/2020	93	
9/9/2020	66	
4/1/2021	100	
8/11/2021	100	
2/15/2022	99	
8/25/2022	130	
2/28/2023		110
8/3/2023		110

Prediction Limit

Constituent: Total Dissolved Solids (mg/L) Analysis Run 9/26/2023 3:56 PM View: Appendix III - IntraWell
Plant Scherer Client: Southern Company Data: Scherer Cell 1-CCR

	GWA-17	GWA-17
4/6/2016	61	
6/15/2016	113	
8/10/2016	74	
10/5/2016	44	
11/29/2016	58	
2/7/2017	4 (J)	
4/4/2017	78	
6/20/2017	50	
10/5/2017	64	
3/20/2018	90	
10/2/2018	90	
3/26/2019	82	
9/10/2019	51	
3/18/2020	75	
9/9/2020	64	
4/1/2021	68	
8/11/2021	94	
2/15/2022	79	
8/24/2022	110	
2/28/2023		94
8/3/2023		85

Prediction Limit

Constituent: Total Dissolved Solids (mg/L) Analysis Run 9/26/2023 3:56 PM View: Appendix III - IntraWell
Plant Scherer Client: Southern Company Data: Scherer Cell 1-CCR

	GWC-1	GWC-1
4/12/2016	147	
6/16/2016	150	
8/11/2016	110	
10/4/2016	140	
11/30/2016	130	
2/7/2017	130	
4/5/2017	130	
6/20/2017	120	
10/4/2017	130	
3/20/2018	110	
10/2/2018	140	
3/26/2019	150	
9/10/2019	130	
3/18/2020	130	
9/9/2020	120	
4/1/2021	120	
8/18/2021	150	
2/15/2022	120	
8/24/2022	160	
2/27/2023		160
8/9/2023		140

Prediction Limit

Constituent: Total Dissolved Solids (mg/L) Analysis Run 9/26/2023 3:56 PM View: Appendix III - Intravel
Plant Scherer Client: Southern Company Data: Scherer Cell 1-CCR

	GWC-10	GWC-10
4/13/2016	103 (D)	
6/21/2016	214 (O)	
8/15/2016	130	
10/5/2016	84	
12/1/2016	130	
2/8/2017	130	
4/6/2017	130	
6/21/2017	120	
10/5/2017	140	
3/21/2018	120	
10/2/2018	150	
3/27/2019	140	
9/11/2019	110	
3/18/2020	140	
9/9/2020	160	
4/1/2021	140	
8/17/2021	160	
2/15/2022	150	
8/25/2022	170	
2/21/2023		150
8/9/2023		140

Prediction Limit

Constituent: Total Dissolved Solids (mg/L) Analysis Run 9/26/2023 3:56 PM View: Appendix III - IntraWell
Plant Scherer Client: Southern Company Data: Scherer Cell 1-CCR

	GWC-11	GWC-11
4/13/2016	99 (D)	
6/21/2016	293 (o)	
8/15/2016	90	
10/5/2016	70	
12/1/2016	120	
2/8/2017	86	
4/6/2017	130	
6/20/2017	86	
10/5/2017	94	
3/21/2018	100	
10/2/2018	120	
3/27/2019	100	
9/11/2019	94	
3/18/2020	100	
9/10/2020	95	
4/1/2021	90	
8/11/2021	120	
2/16/2022	79	
8/25/2022	130	
2/27/2023		120
8/9/2023		98

Prediction Limit

Constituent: Total Dissolved Solids (mg/L) Analysis Run 9/26/2023 3:56 PM View: Appendix III - Intravel
Plant Scherer Client: Southern Company Data: Scherer Cell 1-CCR

	GWC-12	GWC-12
4/13/2016	<5 (D)	
6/21/2016	110	
8/15/2016	<5	
10/5/2016	<5	
12/1/2016	16	
2/8/2017	12	
4/5/2017	18	
6/20/2017	<5	
10/5/2017	28	
3/21/2018	28 (JX)	
10/2/2018	38	
3/26/2019	29	
9/11/2019	14	
3/18/2020	26	
9/10/2020	13	
4/1/2021	17	
8/11/2021	18	
2/16/2022	16	
8/26/2022	29	
2/27/2023		39
8/9/2023		27

Prediction Limit

Constituent: Total Dissolved Solids (mg/L) Analysis Run 9/26/2023 3:56 PM View: Appendix III - IntraWell
Plant Scherer Client: Southern Company Data: Scherer Cell 1-CCR

	GWC-13	GWC-13
4/13/2016	60 (D)	
6/21/2016	195 (O)	
8/15/2016	42	
10/7/2016	24	
12/1/2016	68	
2/9/2017	56	
4/6/2017	68	
6/22/2017	56	
10/6/2017	90	
3/22/2018	76	
10/3/2018	22	
3/26/2019	59	
9/11/2019	33	
3/18/2020	100	
9/10/2020	60	
4/6/2021	55	
8/11/2021	75	
2/16/2022	55	
8/26/2022	84	
2/27/2023		87
8/9/2023		74

Prediction Limit

Constituent: Total Dissolved Solids (mg/L) Analysis Run 9/26/2023 3:56 PM View: Appendix III - IntraWell
Plant Scherer Client: Southern Company Data: Scherer Cell 1-CCR

	GWC-14	GWC-14
4/13/2016	56 (D)	
6/21/2016	68	
8/15/2016	46	
10/4/2016	60	
12/1/2016	70	
2/7/2017	40	
4/6/2017	74	
6/20/2017	34	
10/5/2017	98	
3/20/2018	42	
10/2/2018	40	
3/26/2019	60	
9/11/2019	26	
3/18/2020	57	
9/9/2020	54	
4/1/2021	43	
8/11/2021	71	
2/16/2022	46	
8/26/2022	91	
2/27/2023		70
8/9/2023		64

Prediction Limit

Constituent: Total Dissolved Solids (mg/L) Analysis Run 9/26/2023 3:56 PM View: Appendix III - IntraWell
Plant Scherer Client: Southern Company Data: Scherer Cell 1-CCR

	GWC-18	GWC-18
4/11/2016	89	
6/16/2016	88	
8/11/2016	52	
10/5/2016	76	
11/29/2016	72	
2/8/2017	74	
4/6/2017	84	
6/21/2017	88	
10/5/2017	110	
3/20/2018	92	
10/2/2018	100	
3/26/2019	94	
9/11/2019	77	
3/18/2020	92	
9/9/2020	77	
4/1/2021	62	
8/11/2021	98	
2/16/2022	70	
8/25/2022	130	
2/28/2023		100
8/9/2023		95

Prediction Limit

Constituent: Total Dissolved Solids (mg/L) Analysis Run 9/26/2023 3:56 PM View: Appendix III - IntraWell
Plant Scherer Client: Southern Company Data: Scherer Cell 1-CCR

	GWC-19	GWC-19
4/11/2016	99	
6/16/2016	102	
8/11/2016	38	
10/5/2016	26	
11/29/2016	82	
2/8/2017	78	
4/5/2017	100	
6/21/2017	100	
10/5/2017	100	
3/20/2018	100	
10/2/2018	130	
3/26/2019	100	
9/12/2019	70	
3/19/2020	110	
9/9/2020	120	
6/1/2021	130	
8/11/2021	120	
2/16/2022	110	
8/25/2022	150	
2/28/2023		130
8/8/2023		130

Prediction Limit

Constituent: Total Dissolved Solids (mg/L) Analysis Run 9/26/2023 3:56 PM View: Appendix III - IntraWell
Plant Scherer Client: Southern Company Data: Scherer Cell 1-CCR

	GWC-2	GWC-2
4/12/2016	93	
6/16/2016	130	
8/11/2016	92	
10/4/2016	120	
11/30/2016	130	
2/7/2017	36	
4/6/2017	150	
6/20/2017	92	
10/4/2017	120	
3/20/2018	120	
10/2/2018	140	
3/26/2019	130	
9/10/2019	140	
3/18/2020	140	
9/9/2020	110	
4/1/2021	120	
8/12/2021	130	
2/15/2022	120	
8/26/2022	180	
2/27/2023		140
8/9/2023		120

Prediction Limit

Constituent: Total Dissolved Solids (mg/L) Analysis Run 9/26/2023 3:56 PM View: Appendix III - IntraWell
Plant Scherer Client: Southern Company Data: Scherer Cell 1-CCR

	GWC-20	GWC-20
4/12/2016	104	
6/16/2016	111	
8/11/2016	70	
10/5/2016	92	
11/30/2016	92	
2/8/2017	98	
4/6/2017	92	
6/21/2017	100	
10/5/2017	130	
3/21/2018	100	
10/3/2018	130	
3/26/2019	110	
9/12/2019	84	
3/19/2020	120	
9/10/2020	110	
6/1/2021	120	
8/11/2021	110	
2/16/2022	110	
8/25/2022	140	
2/28/2023		120
8/8/2023		130

Prediction Limit

Constituent: Total Dissolved Solids (mg/L) Analysis Run 9/26/2023 3:56 PM View: Appendix III - Intravel
Plant Scherer Client: Southern Company Data: Scherer Cell 1-CCR

	GWC-3	GWC-3
4/12/2016	92 (D)	
6/20/2016	78	
8/16/2016	76	
10/5/2016	64	
11/30/2016	82	
2/8/2017	92	
4/6/2017	88	
6/21/2017	88	
10/5/2017	86	
3/21/2018	98	
10/3/2018	60	
3/26/2019	86	
9/10/2019	66	
3/18/2020	72	
9/10/2020	59	
4/6/2021	81	
8/12/2021	89	
2/15/2022	53	
8/25/2022	110	
2/28/2023		72
8/9/2023		88

Prediction Limit

Constituent: Total Dissolved Solids (mg/L) Analysis Run 9/26/2023 3:56 PM View: Appendix III - IntraWell
Plant Scherer Client: Southern Company Data: Scherer Cell 1-CCR

	GWC-4	GWC-4
4/12/2016	80	
6/20/2016	111	
8/16/2016	100	
10/6/2016	110	
11/30/2016	110	
2/8/2017	120	
4/6/2017	130	
6/22/2017	110	
10/6/2017	120	
3/21/2018	160	
10/3/2018	120	
3/26/2019	130	
9/10/2019	93	
3/19/2020	130	
9/10/2020	130	
4/2/2021	150	
8/12/2021	130	
2/15/2022	140	
8/25/2022	170	
2/27/2023		240
5/2/2023		290
8/8/2023		220

Prediction Limit

Constituent: Total Dissolved Solids (mg/L) Analysis Run 9/26/2023 3:56 PM View: Appendix III - IntraWell
Plant Scherer Client: Southern Company Data: Scherer Cell 1-CCR

	GWC-5	GWC-5
4/19/2016	1290	
6/22/2016	1060	
8/16/2016	880	
10/6/2016	820	
12/1/2016	900	
2/9/2017	940	
4/6/2017	1100	
6/21/2017	1200	
10/5/2017	950	
3/22/2018	1000	
10/3/2018	620	
3/27/2019	580	
9/11/2019	310	
3/18/2020	430	
9/9/2020	270	
4/1/2021	260	
8/12/2021	370	
2/15/2022	290	
8/25/2022	290	
2/28/2023		240
8/8/2023		230

Prediction Limit

Constituent: Total Dissolved Solids (mg/L) Analysis Run 9/26/2023 3:56 PM View: Appendix III - IntraWell
Plant Scherer Client: Southern Company Data: Scherer Cell 1-CCR

	GWC-6	GWC-6
4/12/2016	138	
6/20/2016	154	
8/16/2016	140	
10/6/2016	150	
11/30/2016	160	
2/9/2017	160	
4/6/2017	140	
6/21/2017	150	
10/6/2017	160	
3/21/2018	170	
10/3/2018	120	
3/26/2019	130	
9/11/2019	120	
3/18/2020	140	
9/10/2020	140	
6/2/2021	140	
8/11/2021	160	
2/15/2022	140	
8/25/2022	170	
2/27/2023		150
8/8/2023		110

Prediction Limit

Constituent: Total Dissolved Solids (mg/L) Analysis Run 9/26/2023 3:56 PM View: Appendix III - IntraWell
Plant Scherer Client: Southern Company Data: Scherer Cell 1-CCR

	GWC-7	GWC-7
4/13/2016	130 (D)	
6/20/2016	116	
8/15/2016	92	
10/6/2016	110	
12/1/2016	140	
2/9/2017	120	
4/7/2017	120	
6/22/2017	100	
10/6/2017	140	
3/22/2018	130	
10/4/2018	110	
3/27/2019	120	
9/11/2019	100	
3/19/2020	98	
9/10/2020	120	
4/1/2021	110	
8/11/2021	130	
2/15/2022	140	
8/25/2022	150	
2/27/2023		140
8/8/2023		130

Prediction Limit

Constituent: Total Dissolved Solids (mg/L) Analysis Run 9/26/2023 3:56 PM View: Appendix III - IntraWell
Plant Scherer Client: Southern Company Data: Scherer Cell 1-CCR

	GWC-8A	GWC-8A
4/19/2016	179	
10/10/2016	110 (O)	
12/1/2016	170	
2/9/2017	180	
4/7/2017	200	
6/21/2017	190	
8/15/2017	190	
9/1/2017	160	
3/22/2018	220	
10/17/2018	170	
3/27/2019	300	
9/11/2019	210	
3/18/2020	300	
9/9/2020	360	
6/1/2021	340	
8/12/2021	240	
2/15/2022	330	
8/25/2022	270	
2/27/2023		340
8/8/2023		910

Prediction Limit

Constituent: Total Dissolved Solids (mg/L) Analysis Run 9/26/2023 3:56 PM View: Appendix III - Intravel
Plant Scherer Client: Southern Company Data: Scherer Cell 1-CCR

	GWC-9	GWC-9
4/13/2016	135 (D)	
6/22/2016	199	
8/15/2016	120	
10/6/2016	140	
12/1/2016	160	
2/8/2017	130	
4/6/2017	140	
6/21/2017	150	
10/5/2017	170	
3/21/2018	160	
10/2/2018	34	
3/27/2019	140	
9/11/2019	130	
3/18/2020	130	
9/9/2020	150	
4/1/2021	120	
8/12/2021	150	
2/15/2022	140	
8/25/2022	180	
2/27/2023		170
8/8/2023		150

FIGURE F.

Appendix I Interwell Prediction Limits - Two-Step - Significant Results

Plant Scherer Client: Southern Company Data: Scherer Cell 1-CCR Printed 9/26/2023, 3:29 PM

Constituent	Well	Upper Lim.	Lower Lim.	Date	Observ.	Sig.	Bg N	Bg Mean	Std. Dev.	%NDs	ND Adj.	Transform	Alpha	Method
Barium, Total (mg/L)	GWC-4	0.051	n/a	8/8/2023	0.085	Yes	105	n/a	n/a	1.905	n/a	n/a	0.0001769	NP Inter (normality) 1 of 2
Nickel (mg/L)	GWC-1	0.00202	n/a	8/9/2023	0.0071	Yes	89	n/a	n/a	83.15	n/a	n/a	0.0002405	NP Inter (NDs) 1 of 2
Nickel (mg/L)	GWC-8A	0.00202	n/a	8/8/2023	0.0087	Yes	89	n/a	n/a	83.15	n/a	n/a	0.0002405	NP Inter (NDs) 1 of 2

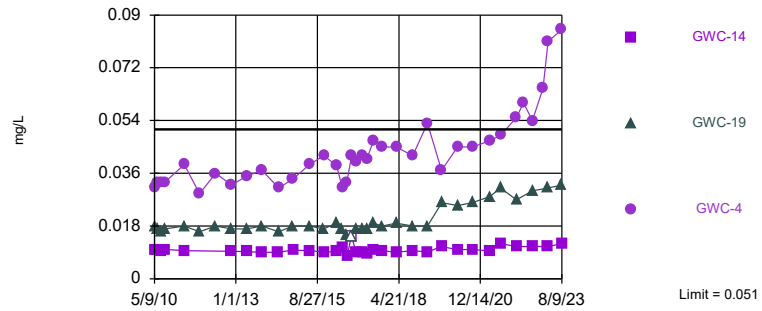
Appendix I Interwell Prediction Limits - Two-Step - All Results

Plant Scherer Client: Southern Company Data: Scherer Cell 1-CCR Printed 9/26/2023, 3:29 PM

Constituent	Well	Upper Lim.	Lower Lim.	Date	Observ.	Sig.	Bg N	Bg Mean	Std. Dev.	%NDs	ND Adj.	Transform	Alpha	Method
Barium, Total (mg/L)	GWC-14	0.051	n/a	8/9/2023	0.012	No	105	n/a	n/a	1.905	n/a	n/a	0.0001769	NP Inter (normality) 1 of 2
Barium, Total (mg/L)	GWC-19	0.051	n/a	8/8/2023	0.032	No	105	n/a	n/a	1.905	n/a	n/a	0.0001769	NP Inter (normality) 1 of 2
Barium, Total (mg/L)	GWC-4	0.051	n/a	8/8/2023	0.085	Yes	105	n/a	n/a	1.905	n/a	n/a	0.0001769	NP Inter (normality) 1 of 2
Nickel (mg/L)	GWC-1	0.00202	n/a	8/9/2023	0.0071	Yes	89	n/a	n/a	83.15	n/a	n/a	0.0002405	NP Inter (NDs) 1 of 2
Nickel (mg/L)	GWC-8A	0.00202	n/a	8/8/2023	0.0087	Yes	89	n/a	n/a	83.15	n/a	n/a	0.0002405	NP Inter (NDs) 1 of 2

Exceeds Limit: GWC-4

Prediction Limit
 Interwell Non-parametric

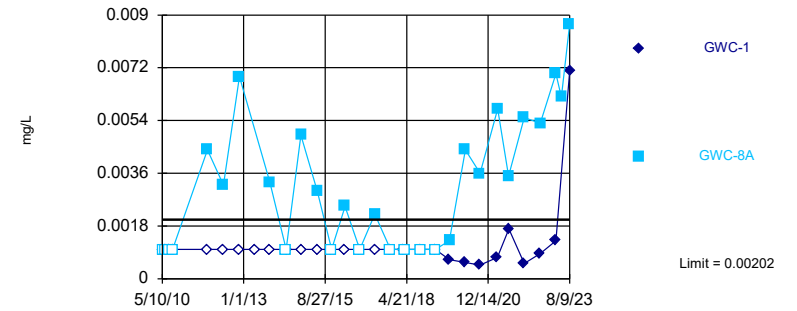


Non-parametric test used in lieu of parametric prediction limit because the Chi Squared normality test showed the data to be non-normal at the 0.01 alpha level. Limit is highest of 105 background values. 1.905% NDs. Annual per-constituent alpha = 0.005998. Individual comparison alpha = 0.0001769 (1 of 2). Comparing 3 points to limit. Assumes 14 future values.

Constituent: Barium, Total Analysis Run 9/26/2023 3:28 PM View: Appendix I - Exceedances
 Plant Scherer Client: Southern Company Data: Scherer Cell 1-CCR

Exceeds Limit: GWC-1, GWC-8A

Prediction Limit
 Interwell Non-parametric



Non-parametric test used in lieu of parametric prediction limit because censored data exceeded 50%. Limit is highest of 89 background values. 83.15% NDs. Annual per-constituent alpha = 0.008145. Individual comparison alpha = 0.0002405 (1 of 2). Comparing 2 points to limit. Assumes 15 future values.

Constituent: Nickel Analysis Run 9/26/2023 3:28 PM View: Appendix I - Exceedances
 Plant Scherer Client: Southern Company Data: Scherer Cell 1-CCR

Prediction Limit

Constituent: Barium, Total (mg/L) Analysis Run 9/26/2023 3:29 PM View: Appendix I - Exceedances

Plant Scherer Client: Southern Company Data: Scherer Cell 1-CCR

	GWA-17 (bg)	GWC-14	GWA-16 (bg)	GWA-15 (bg)	GWC-19	GWC-4
5/8/2010	0.048 (J)					
5/9/2010		0.01 (J)	0.031 (J)	0.01 (J)		
5/11/2010					0.018 (J)	0.031 (J)
6/16/2010	0.044 (J)		0.029 (J)		0.017 (J)	
6/17/2010						0.033 (J)
6/18/2010		0.0097 (J)		0.01 (J)		
7/26/2010	0.042 (J)					
7/27/2010			0.029 (J)		0.016 (J)	
7/28/2010		0.0096 (J)		0.011 (J)		0.033 (J)
9/7/2010	0.04 (J)		0.028 (J)		0.017 (J)	
9/8/2010						0.033 (J)
9/9/2010		0.01 (J)		0.011 (J)		
4/28/2011						0.039 (J)
4/29/2011	0.038 (J)		0.026 (J)		0.018 (J)	
4/30/2011		0.0096 (J)		0.0091 (J)		
10/28/2011	0.034	0.0064 (O)	0.025	0.0096 (J)	0.016	
10/29/2011						0.029
5/2/2012	0.03		0.025	0.012	0.018	
5/3/2012		0.0054 (O)				0.036
11/9/2012	0.039 (V)		0.028 (V)	0.012 (V)	0.017 (V)	
11/10/2012		0.0094 (J)				0.032 (V)
5/8/2013	0.034	0.0093 (J)	0.029	0.01		
5/9/2013					0.017	
5/10/2013						0.035
11/5/2013		0.009 (J)		0.0098 (J)		
11/6/2013	0.032		0.026		0.018 (V)	0.037
5/20/2014	0.03	0.009 (J)	0.025	0.0081 (J)		
5/22/2014					0.016	0.031
11/8/2014	0.031		0.026		0.018	
11/9/2014						0.034
11/12/2014		0.0098 (J)		0.0098 (J)		
5/22/2015	0.033		0.026	0.0088 (J)		0.039
5/23/2015					0.018	
5/24/2015		0.0096 (J)				
11/9/2015	0.034		0.024			
11/10/2015					0.017	
11/11/2015		0.0092 (J)		0.011		0.042
4/6/2016	0.0347		0.026	0.00959 (J)		
4/11/2016					0.0191	
4/12/2016						0.0386
4/13/2016		0.00929 (JD)				
6/15/2016	0.029		0.023	0.0091 (J)		
6/16/2016					0.017	
6/20/2016						0.031
6/21/2016		0.0106				
8/10/2016	0.027		0.022	0.009		
8/11/2016					0.015	
8/12/2016						0.033
8/15/2016		0.0077				
10/4/2016		<0.029	0.024	<0.029		
10/5/2016	<0.029				<0.029	
10/6/2016						0.042

Prediction Limit

Constituent: Barium, Total (mg/L) Analysis Run 9/26/2023 3:29 PM View: Appendix I - Exceedances

Plant Scherer Client: Southern Company Data: Scherer Cell 1-CCR

	GWA-17 (bg)	GWC-14	GWA-16 (bg)	GWA-15 (bg)	GWC-19	GWC-4
11/29/2016	0.024		0.023		0.017	
11/30/2016				0.011		0.04
12/1/2016		0.0089				
2/7/2017	0.029	0.0089	0.024	0.0099		
2/8/2017					0.017	0.042
4/4/2017	0.03		0.022	0.0092		
4/5/2017					0.017	
4/6/2017		0.0085				0.041
6/20/2017	0.036	0.0097	0.025	0.0099		
6/21/2017					0.019	
6/22/2017						0.047
10/4/2017				0.0098		
10/5/2017	0.027	0.0096	0.023		0.018	
10/6/2017						0.045
3/20/2018	0.027	0.0091	0.023	0.01	0.019	
3/21/2018						0.045
10/2/2018	0.027	0.0096	0.023	0.0099	0.018	
10/3/2018						0.042
3/26/2019	0.031	0.0092	0.024	0.0099	0.018	0.053
9/10/2019	0.051		0.039	0.011		0.037
9/11/2019		0.011				
9/12/2019					0.026	
3/18/2020	0.031	0.0099 (J)	0.027	0.01		
3/19/2020					0.025	0.045
9/9/2020	0.033	0.01	0.024	0.01	0.026	
9/10/2020						0.045
4/1/2021	0.029	0.0095 (J)	0.024	0.0092 (J)		
4/2/2021						0.047
4/5/2021					0.028	
8/11/2021	0.029	0.012	0.023	0.01	0.031	
8/12/2021						0.049
2/15/2022	0.031		0.024	0.012		0.055
2/16/2022		0.011			0.027	
5/12/2022						0.06 (R)
8/24/2022	0.031					
8/25/2022			0.025	0.012	0.03	0.054
8/26/2022		0.011				
12/28/2022						0.065 (R)
2/27/2023		0.011				0.081
2/28/2023	0.03		0.025	0.01	0.031	
8/3/2023	0.027		0.026	0.01		
8/8/2023					0.032	0.085
8/9/2023		0.012				

Prediction Limit

Constituent: Nickel (mg/L) Analysis Run 9/26/2023 3:29 PM View: Appendix I - Exceedances

Plant Scherer Client: Southern Company Data: Scherer Cell 1-CCR

	GWA-17 (bg)	GWA-15 (bg)	GWA-16 (bg)	GWC-8A	GWC-1
5/8/2010	<0.001				
5/9/2010		<0.001	<0.001		
5/10/2010				<0.001	
5/11/2010					<0.001
6/16/2010	<0.001		<0.001		
6/17/2010					<0.001
6/18/2010		<0.001			
6/19/2010				<0.001	
7/26/2010	<0.001				
7/27/2010			<0.001		<0.001
7/28/2010		<0.001		<0.001	
9/7/2010	<0.001		<0.001		
9/8/2010				<0.001	
9/9/2010		<0.001			<0.001
4/28/2011					0.0086 (O)
4/29/2011	<0.001		<0.001		
4/30/2011		<0.001		0.008 (O)	
10/27/2011				0.0044 (J)	
10/28/2011	<0.001	<0.001	<0.001		
10/29/2011					<0.001
5/2/2012	<0.001	<0.001	<0.001		
5/3/2012					<0.001
5/4/2012				0.0032 (J)	
11/9/2012	<0.001	<0.001	<0.001		<0.001
11/11/2012				0.0069	
5/8/2013	<0.001	<0.001	<0.001		
5/9/2013					<0.001
5/10/2013				0.0093 (O)	
11/5/2013		<0.001			<0.001
11/6/2013	<0.001		<0.001		
11/7/2013				0.0033 (J)	
5/20/2014	<0.001	<0.001	<0.001		
5/21/2014				<0.001	
5/23/2014					<0.001
11/8/2014	<0.001		<0.001		
11/12/2014		<0.001			
11/13/2014				0.0049 (J)	<0.001
5/22/2015	<0.001	<0.001	<0.001		
5/23/2015				0.003 (J)	<0.001
11/9/2015	<0.001		<0.001		
11/11/2015		<0.001		<0.001	<0.001
4/6/2016	<0.001	0.00202 (J)	<0.001		
4/12/2016					<0.001
4/19/2016				0.00247 (J)	
10/4/2016		<0.001	<0.001		<0.001
10/5/2016	<0.001				
10/10/2016				<0.001	
4/4/2017	<0.001	<0.001	<0.001		
4/5/2017					<0.001
4/7/2017				0.0022 (J)	
10/4/2017		<0.001			<0.001
10/5/2017	<0.001		<0.001		

Prediction Limit

Constituent: Nickel (mg/L) Analysis Run 9/26/2023 3:29 PM View: Appendix I - Exceedances
Plant Scherer Client: Southern Company Data: Scherer Cell 1-CCR

	GWA-17 (bg)	GWA-15 (bg)	GWA-16 (bg)	GWC-8A	GWC-1
10/9/2017				<0.001	
3/20/2018	<0.001	<0.001 (D)	0.04 (O)		<0.001
3/22/2018				<0.001	
10/2/2018	<0.001	<0.001	<0.001		<0.001
10/4/2018				<0.001	
3/26/2019	<0.001	<0.001	<0.001		<0.001
3/27/2019				<0.001	
9/10/2019	0.0012	0.00081 (J)	0.00037 (J)		0.00065 (J)
9/11/2019				0.0013	
3/18/2020	<0.001	0.00043 (J)	<0.001	0.0044	0.00056 (J)
9/9/2020	0.00048 (J)	0.00069 (J)	<0.001	0.0036	0.00047 (J)
4/1/2021	0.0004 (J)	0.00049 (J)	<0.001		0.00073 (J)
4/5/2021				0.0058	
8/11/2021	<0.001	0.00051 (J)	<0.001		
8/12/2021				0.0035	
8/18/2021					0.0017
2/15/2022	<0.001	0.00065 (J)	<0.001	0.0055	0.00052 (J)
8/24/2022	0.00082 (J)				0.00086 (J)
8/25/2022		0.001	<0.001	0.0053	
2/27/2023				0.007	0.0013
2/28/2023	<0.001	0.00057 (J)	<0.001		
5/2/2023				0.0062	
8/3/2023	<0.001	0.00099 (J)	<0.001		
8/8/2023				0.0087	
8/9/2023					0.0071

FIGURE G.

Appendix III Interwell Prediction Limits - Two-Step - Significant Results

Plant Scherer Client: Southern Company Data: Scherer Cell 1-CCR Printed 9/26/2023, 4:06 PM

Constituent	Well	Upper Lim.	Lower Lim.	Date	Observ.	Sig.	Bg N	Bg Mean	Std. Dev.	%NDs	ND Adj.	Transform	Alpha	Method
Calcium (mg/L)	GWC-19	14	n/a	8/8/2023	18	Yes	63	n/a	n/a	0	n/a	n/a	0.0004701	NP Inter (normality) 1 of 2
Calcium (mg/L)	GWC-20	14	n/a	8/8/2023	16	Yes	63	n/a	n/a	0	n/a	n/a	0.0004701	NP Inter (normality) 1 of 2
Calcium (mg/L)	GWC-4	14	n/a	8/8/2023	25	Yes	63	n/a	n/a	0	n/a	n/a	0.0004701	NP Inter (normality) 1 of 2
Calcium (mg/L)	GWC-8A	14	n/a	8/8/2023	53	Yes	63	n/a	n/a	0	n/a	n/a	0.0004701	NP Inter (normality) 1 of 2
Sulfate (mg/L)	GWC-3	3.5	n/a	8/9/2023	3.6	Yes	63	n/a	n/a	68.25	n/a	n/a	0.0004701	NP Inter (NDs) 1 of 2
Sulfate (mg/L)	GWC-4	3.5	n/a	8/8/2023	53	Yes	63	n/a	n/a	68.25	n/a	n/a	0.0004701	NP Inter (NDs) 1 of 2
Total Dissolved Solids (mg/L)	GWC-4	137.7	n/a	8/8/2023	220	Yes	63	70.62	31.36	3.175	None	No	0.0004426	Param Inter 1 of 2
Total Dissolved Solids (mg/L)	GWC-8A	137.7	n/a	8/8/2023	910	Yes	63	70.62	31.36	3.175	None	No	0.0004426	Param Inter 1 of 2

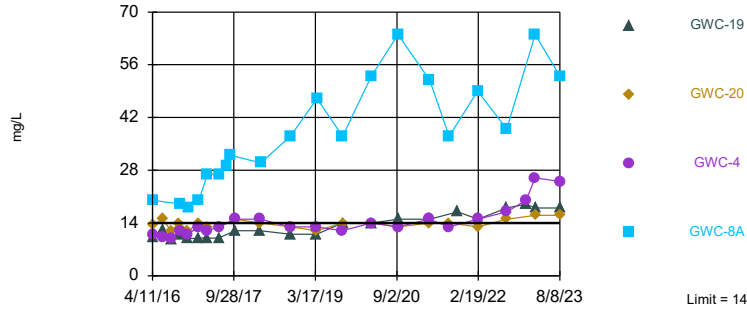
Appendix III Interwell Prediction Limits - Two-Step - All Results

Plant Scherer Client: Southern Company Data: Scherer Cell 1-CCR Printed 9/26/2023, 4:06 PM

Constituent	Well	Upper Lim.	Lower Lim.	Date	Observ.	Sig.	Bg N	Bg Mean	Std. Dev.	%NDs	ND Adj.	Transform	Alpha	Method
Calcium (mg/L)	GWC-19	14	n/a	8/8/2023	18	Yes	63	n/a	n/a	0	n/a	n/a	0.0004701	NP Inter (normality) 1 of 2
Calcium (mg/L)	GWC-20	14	n/a	8/8/2023	16	Yes	63	n/a	n/a	0	n/a	n/a	0.0004701	NP Inter (normality) 1 of 2
Calcium (mg/L)	GWC-4	14	n/a	8/8/2023	25	Yes	63	n/a	n/a	0	n/a	n/a	0.0004701	NP Inter (normality) 1 of 2
Calcium (mg/L)	GWC-8A	14	n/a	8/8/2023	53	Yes	63	n/a	n/a	0	n/a	n/a	0.0004701	NP Inter (normality) 1 of 2
Chloride (mg/L)	GWC-7	7.2	n/a	8/8/2023	3.8	No	63	n/a	n/a	0	n/a	n/a	0.0004701	NP Inter (normality) 1 of 2
Fluoride (mg/L)	GWC-6	0.1	n/a	8/8/2023	0.1	No	63	n/a	n/a	57.14	n/a	n/a	0.0004701	NP Inter (NDs) 1 of 2
pH (S.U.)	GWC-7	6.52	5.27	8/8/2023	6.48	No	73	n/a	n/a	0	n/a	n/a	0.0007083	NP Inter (normality) 1 of 2
Sulfate (mg/L)	GWC-10	3.5	n/a	8/9/2023	2.3	No	63	n/a	n/a	68.25	n/a	n/a	0.0004701	NP Inter (NDs) 1 of 2
Sulfate (mg/L)	GWC-3	3.5	n/a	8/9/2023	3.6	Yes	63	n/a	n/a	68.25	n/a	n/a	0.0004701	NP Inter (NDs) 1 of 2
Sulfate (mg/L)	GWC-4	3.5	n/a	8/8/2023	53	Yes	63	n/a	n/a	68.25	n/a	n/a	0.0004701	NP Inter (NDs) 1 of 2
Total Dissolved Solids (mg/L)	GWC-4	137.7	n/a	8/8/2023	220	Yes	63	70.62	31.36	3.175	None	No	0.0004426	Param Inter 1 of 2
Total Dissolved Solids (mg/L)	GWC-8A	137.7	n/a	8/8/2023	910	Yes	63	70.62	31.36	3.175	None	No	0.0004426	Param Inter 1 of 2

Exceeds Limit: GWC-19, GWC-20, GWC-4, GWC-8A

Prediction Limit Interwell Non-parametric

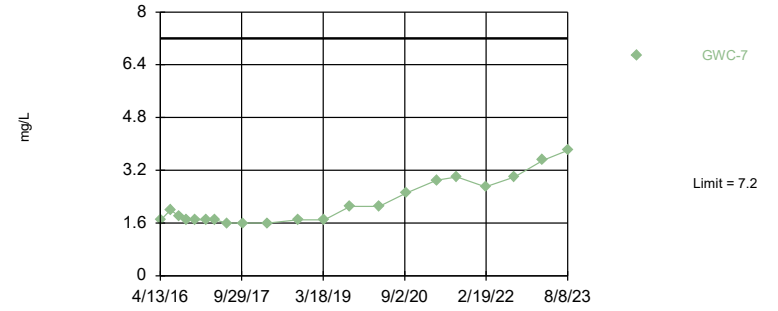


Non-parametric test used in lieu of parametric prediction limit because the Shapiro Francia normality test showed the data to be non-normal at the 0.01 alpha level. Limit is highest of 63 background values. Annual per-constituent alpha = 0.01586. Individual comparison alpha = 0.0004701 (1 of 2). Comparing 4 points to limit. Assumes 13 future values.

Constituent: Calcium Analysis Run 9/26/2023 4:01 PM View: Appendix III - Exceedances
Plant Scherer Client: Southern Company Data: Scherer Cell 1-CCR

Within Limit

Prediction Limit Interwell Non-parametric

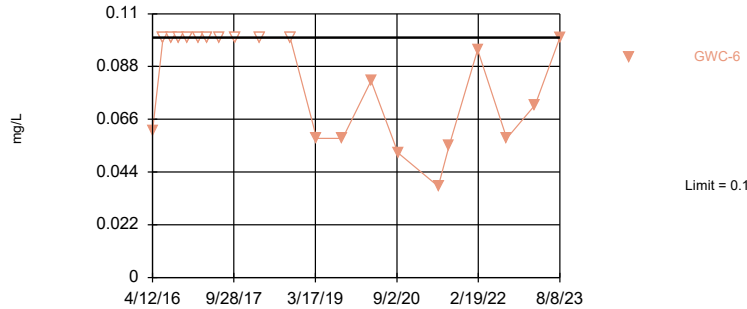


Non-parametric test used in lieu of parametric prediction limit because the Shapiro Francia normality test showed the data to be non-normal at the 0.01 alpha level. Limit is highest of 63 background values. Annual per-constituent alpha = 0.01586. Individual comparison alpha = 0.0004701 (1 of 2). Assumes 16 future values.

Constituent: Chloride Analysis Run 9/26/2023 4:01 PM View: Appendix III - Exceedances
Plant Scherer Client: Southern Company Data: Scherer Cell 1-CCR

Within Limit

Prediction Limit Interwell Non-parametric

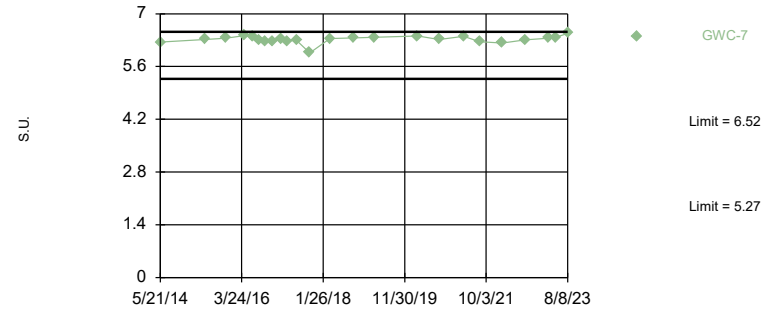


Non-parametric test used in lieu of parametric prediction limit because censored data exceeded 50%. Limit is highest of 63 background values. 57.14% NDs. Annual per-constituent alpha = 0.01586. Individual comparison alpha = 0.0004701 (1 of 2). Assumes 16 future values.

Constituent: Fluoride Analysis Run 9/26/2023 4:01 PM View: Appendix III - Exceedances
Plant Scherer Client: Southern Company Data: Scherer Cell 1-CCR

Within Limits

Prediction Limit Interwell Non-parametric

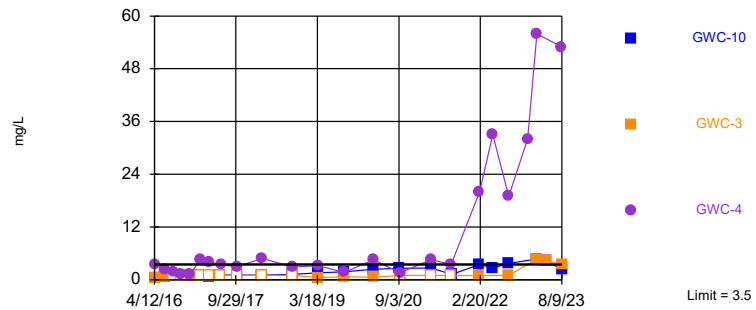


Non-parametric test used in lieu of parametric prediction limit because the Shapiro Francia normality test showed the data to be non-normal at the 0.01 alpha level. Limits are highest and lowest of 73 background values. Annual per-constituent alpha = 0.02394. Individual comparison alpha = 0.0007083 (1 of 2). Assumes 16 future values.

Constituent: pH Analysis Run 9/26/2023 4:01 PM View: Appendix III - Exceedances
Plant Scherer Client: Southern Company Data: Scherer Cell 1-CCR

Exceeds Limit: GWC-3, GWC-4

Prediction Limit
 Interwell Non-parametric

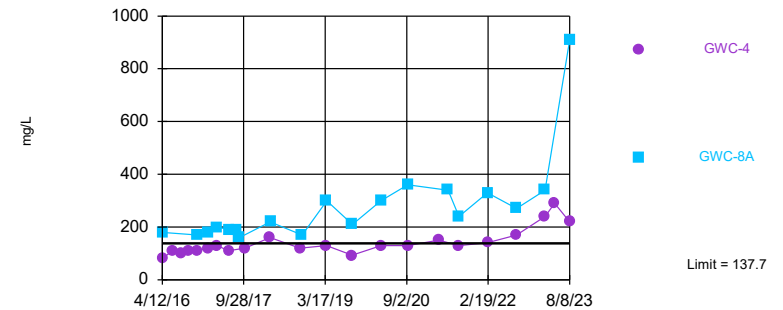


Non-parametric test used in lieu of parametric prediction limit because censored data exceeded 50%. Limit is highest of 63 background values. 68.25% NDs. Annual per-constituent alpha = 0.01586. Individual comparison alpha = 0.0004701 (1 of 2). Comparing 3 points to limit. Assumes 14 future values.

Constituent: Sulfate Analysis Run 9/26/2023 4:01 PM View: Appendix III - Exceedances
 Plant Scherer Client: Southern Company Data: Scherer Cell 1-CCR

Exceeds Limit: GWC-4, GWC-8A

Prediction Limit
 Interwell Parametric



Background Data Summary: Mean=70.62, Std. Dev.=31.36, n=63, 3.175% NDs. Normality test: Shapiro Francia @alpha = 0.01, calculated = 0.9859, critical = 0.947. Kappa = 2.137 (c=7, w=17, 1 of 2, event alpha = 0.05132). Report alpha = 0.007498. Individual comparison alpha = 0.0004426. Comparing 2 points to limit. Assumes 15 future values.

Constituent: Total Dissolved Solids Analysis Run 9/26/2023 4:01 PM View: Appendix III - Exceedances
 Plant Scherer Client: Southern Company Data: Scherer Cell 1-CCR

Prediction Limit

Constituent: Calcium (mg/L) Analysis Run 9/26/2023 4:06 PM View: Appendix III - Exceedances

Plant Scherer Client: Southern Company Data: Scherer Cell 1-CCR

	GWA-15 (bg)	GWA-16 (bg)	GWA-17 (bg)	GWC-19	GWC-20	GWC-4	GWC-8A
4/6/2016	3.62	12.1	6.58				
4/11/2016				10.4			
4/12/2016					13.5	11	
4/19/2016							20
6/15/2016	4.5	11.8	6.9				
6/16/2016				12.2	15		
6/20/2016						10.1	
8/10/2016	3.8	10	5.5				
8/11/2016				9.5	12		
8/12/2016						9.9	
10/4/2016	5.3	14					
10/5/2016			6.8	11	14		
10/6/2016						12	
10/10/2016							19
11/29/2016		10	4.8	9.8			
11/30/2016	4.7				12	11	
12/1/2016							18
2/7/2017	3.8	12	7.8				
2/8/2017				10	14	13	
2/9/2017							20
4/4/2017	3.8	11	6.4				
4/5/2017				10			
4/6/2017					13	12	
4/7/2017							27
6/20/2017	4.1	11	7				
6/21/2017				10 (D)	13 (D)		27 (D)
6/22/2017						13 (D)	
8/15/2017							29
9/1/2017							32
10/4/2017	4.6						
10/5/2017		13	6.6	12	15		
10/6/2017						15	
3/20/2018	4.2 (D)	12	6.6	12			
3/21/2018					14	15	
3/22/2018							30
10/2/2018	4.2	11	5.8	11			
10/3/2018					13	13	
10/4/2018							37
3/26/2019	4	11	6.7	11	12	13	
3/27/2019							47
9/10/2019	4.8	12	7.5			12	
9/11/2019							37
9/12/2019				14	14		
3/18/2020	3.8	12	7.3				53
3/19/2020				14	14	14	
9/9/2020	4	11	7.3	15			64
9/10/2020					13	13	
4/1/2021	4	12	7.8				
4/2/2021						15	
4/5/2021				15	14		52
8/11/2021	4.1	11	7.3		14		
8/12/2021						13	37

Prediction Limit

Constituent: Calcium (mg/L) Analysis Run 9/26/2023 4:06 PM View: Appendix III - Exceedances
Plant Scherer Client: Southern Company Data: Scherer Cell 1-CCR

	GWA-15 (bg)	GWA-16 (bg)	GWA-17 (bg)	GWC-19	GWC-20	GWC-4	GWC-8A
10/7/2021				17			
2/15/2022	3.6	10	7.1			15	49
2/16/2022				15	13		
8/24/2022			8.9				
8/25/2022	4.9	13		18	15	17	39
12/28/2022				19 (R)		20 (R)	
2/27/2023						26	64
2/28/2023	4.1	13	8.7	18	16		
8/3/2023	4.7	13	8.3				
8/8/2023				18	16	25	53

Prediction Limit

Constituent: Chloride (mg/L) Analysis Run 9/26/2023 4:06 PM View: Appendix III - Exceedances

Plant Scherer Client: Southern Company Data: Scherer Cell 1-CCR

	GWA-15 (bg)	GWA-17 (bg)	GWA-16 (bg)	GWC-7
4/6/2016	5.342	1.69	1.789	
4/13/2016				1.68 (D)
6/15/2016	5.2	1.9	2.1	
6/20/2016				2
8/10/2016	5.5	1.7	1.8	
8/15/2016				1.8
10/4/2016	5.4		1.7	
10/5/2016		1.6		
10/6/2016				1.7
11/29/2016		1.7	1.7	
11/30/2016	5.4			
12/1/2016				1.7
2/7/2017	5.1	1.6	1.6	
2/9/2017				1.7
4/4/2017	5.1	1.5	1.6	
4/7/2017				1.7
6/20/2017	5.2	1.5	1.6	
6/22/2017				1.6
10/4/2017	5.2			
10/5/2017		1.5	1.5	
10/6/2017				1.6
3/20/2018	5.6 (D)	1.4	1.5	
3/22/2018				1.6
10/2/2018	6.3	1.5	1.6	
10/4/2018				1.7
3/26/2019	5.5	1.3	1.5	
3/27/2019				1.7
9/10/2019	5.2	1.3	1.4	
9/11/2019				2.1
3/18/2020	5.4	2	1.7	
3/19/2020				2.1
9/9/2020	6.1	1.3	1.6	
9/10/2020				2.5
4/1/2021	7	1.5	1.8	2.9
8/11/2021	7.2	1.4	1.8	3
2/15/2022	6.5	1.4	1.6	2.7
8/24/2022		1.4		
8/25/2022	6.9		1.6	3
2/27/2023				3.5
2/28/2023	6.3	1.4	1.7	
8/3/2023	6.3	1.3	1.6	
8/8/2023				3.8

Prediction Limit

Constituent: Fluoride (mg/L) Analysis Run 9/26/2023 4:06 PM View: Appendix III - Exceedances

Plant Scherer Client: Southern Company Data: Scherer Cell 1-CCR

	GWA-15 (bg)	GWA-17 (bg)	GWA-16 (bg)	GWC-6
4/6/2016	0.017 (J)	0.039 (J)	0.048 (J)	
4/12/2016				0.061 (J)
6/15/2016	<0.1	<0.1	<0.1	
6/20/2016				<0.1
8/10/2016	<0.1	<0.1	<0.1	
8/16/2016				<0.1
10/4/2016	<0.1		<0.1	
10/5/2016		<0.1		
10/6/2016				<0.1
11/29/2016		<0.1	<0.1	
11/30/2016	<0.1			<0.1
2/7/2017	<0.1	<0.1	<0.1	
2/9/2017				<0.1
4/4/2017	<0.1	<0.1	<0.1	
4/6/2017				<0.1
6/20/2017	<0.1	<0.1	<0.1	
6/21/2017				<0.1
10/4/2017	<0.1			
10/5/2017		<0.1	<0.1	
10/6/2017				<0.1
3/20/2018	<0.1 (D)	<0.1	<0.1	
3/21/2018				<0.1
10/2/2018	<0.1	<0.1	<0.1	
10/3/2018				<0.1
3/26/2019	<0.1	0.042 (J)	0.041 (J)	0.058 (J)
9/10/2019	<0.1	0.046 (J)	0.047 (J)	
9/11/2019				0.058 (J)
3/18/2020	0.036 (J)	0.071 (J)	0.041 (J)	0.082 (J)
9/9/2020	<0.1	0.036 (J)	0.034 (J)	
9/10/2020				0.052 (J)
4/1/2021	<0.1	0.042 (J)	0.035 (J)	
6/2/2021				0.038 (J)
8/11/2021	0.036 (J)	0.053 (J)	0.05 (J)	0.055 (J)
2/15/2022	0.054 (J)	0.083 (J)	0.079 (J)	0.095 (J)
8/24/2022		0.047 (J)		
8/25/2022	<0.1		0.047 (J)	0.058 (J)
2/27/2023				0.072 (J)
2/28/2023	0.077 (J)	0.067 (J)	0.089 (J)	
8/3/2023	<0.1	0.068 (J)	0.074 (J)	
8/8/2023				0.1

Prediction Limit

Constituent: pH (S.U.) Analysis Run 9/26/2023 4:06 PM View: Appendix III - Exceedances

Plant Scherer Client: Southern Company Data: Scherer Cell 1-CCR

	GWA-15 (bg)	GWA-16 (bg)	GWA-17 (bg)	GWC-7
5/20/2014	5.27	6.18	5.68	
5/21/2014				6.25
11/8/2014		6.52	6.04	
11/12/2014	5.7			
5/22/2015	5.52	6.3	5.87	
5/24/2015				6.32
11/9/2015			5.97	
11/11/2015	5.63	6.36		6.35
4/6/2016	5.5 (D)	6.46 (D)	5.937 (D)	
4/13/2016				6.42
6/15/2016	5.52	6.39	5.96	
6/20/2016				6.4
8/10/2016	5.5	6.39	5.94	
8/15/2016				6.31
10/4/2016	5.56	6.4		
10/5/2016			5.86	
10/6/2016				6.27
11/29/2016		6.36	5.82	
11/30/2016	5.46			
12/1/2016				6.28
2/7/2017	5.28	6.45	6.15	
2/9/2017				6.32
4/1/2017	5.48			
4/4/2017	5.48	6.37	6	
4/7/2017				6.28
6/20/2017	5.44	6.4	6.34	
6/22/2017				6.29
10/4/2017	5.44			
10/5/2017		6.42	5.93	
10/6/2017				5.96
3/20/2018	5.48	6.36	5.97	
3/22/2018				6.34
10/2/2018	5.49	6.38	6.03	
10/4/2018				6.36
3/26/2019	5.41	6.42	6.12	
3/27/2019				6.38
3/18/2020	5.42	6.29	6.03	
3/19/2020				6.41
9/9/2020	5.71	6.33	6.05	
9/10/2020				6.32
4/1/2021	5.31	6.44	6.14	6.4
8/11/2021	5.5	6.35	6.14	6.26
2/15/2022	5.4	6.46	6.2	6.22
8/24/2022			6.22	
8/25/2022	5.4	6.42		6.31
2/27/2023				6.35
2/28/2023	5.4	6.45	6.19	
5/2/2023				6.38
8/3/2023	5.48	6.24	6.22	
8/8/2023				6.48

Prediction Limit

Constituent: Sulfate (mg/L) Analysis Run 9/26/2023 4:06 PM View: Appendix III - Exceedances

Plant Scherer Client: Southern Company Data: Scherer Cell 1-CCR

	GWA-15 (bg)	GWA-17 (bg)	GWA-16 (bg)	GWC-4	GWC-3	GWC-10
4/6/2016	0.799 (J)	<1	<1			
4/12/2016				3.56	0.419 (JD)	
4/13/2016						0.51 (JD)
6/15/2016	<1	<1	<1			
6/20/2016				2.4	0.6 (J)	
6/21/2016						0.58 (J)
8/10/2016	<1	<1	<1			
8/15/2016						<1
8/16/2016				1.7	<1	
10/4/2016	<1		<1			
10/5/2016		<1			<1	<1
10/6/2016				1.2		
11/29/2016		<1	<1			
11/30/2016	<1			1.2	1.1	
12/1/2016						<1
2/7/2017	0.8 (J)	<1	<1			
2/8/2017				4.6	<1	1
4/4/2017	<1	<1	<1			
4/6/2017				4.1	<1	0.81 (J)
6/20/2017	<1	<1	<1			
6/21/2017					<1	1.1
6/22/2017				3.4		
10/4/2017	<1					
10/5/2017		<1	<1		<1	1.1
10/6/2017				3		
3/20/2018	1.2	<1	<1			
3/21/2018				4.9	<1	1.1
10/2/2018	<1	<1	<1			1.2
10/3/2018				2.9	<1	
3/26/2019	2.1	0.58 (J)	<1	3.2	0.47 (J)	
3/27/2019						1.6
9/10/2019	0.65 (J)	0.44 (J)	<1	1.7	0.7 (J)	
9/11/2019						1.8
3/18/2020	3.1	0.51 (J)	0.67 (J)		0.6 (J)	2.4
3/19/2020				4.6		
9/9/2020	1.6	<1	<1			2.6
9/10/2020				1.6	<1	
4/1/2021	2.7	<1	<1			2.7
4/2/2021				4.6		
4/6/2021					<1	
8/11/2021	1.3	<1	<1			
8/12/2021				3.5	<1	
8/17/2021						1.2
2/15/2022	2.6	<1	<1	20	0.91 (J)	3.5
5/12/2022				33 (R)		2.7 (R)
8/24/2022		<1				
8/25/2022	1.9		<1	19	0.99 (J)	3.7
12/28/2022				32 (R)		
2/21/2023						4.7
2/27/2023				56		
2/28/2023	3.5	1.3	1.4		4.7	
5/2/2023					4.2	4.3

Prediction Limit

Constituent: Sulfate (mg/L) Analysis Run 9/26/2023 4:06 PM View: Appendix III - Exceedances
Plant Scherer Client: Southern Company Data: Scherer Cell 1-CCR

	GWA-15 (bg)	GWA-17 (bg)	GWA-16 (bg)	GWC-4	GWC-3	GWC-10
8/3/2023	1.7	<1	0.4 (J)			
8/8/2023				53		
8/9/2023					3.6	2.3

Prediction Limit

Constituent: Total Dissolved Solids (mg/L) Analysis Run 9/26/2023 4:06 PM View: Appendix III - Exceedances

Plant Scherer Client: Southern Company Data: Scherer Cell 1-CCR

	GWA-15 (bg)	GWA-16 (bg)	GWA-17 (bg)	GWC-4	GWC-8A
4/6/2016	38	84	61		
4/12/2016				80	
4/19/2016					179
6/15/2016	<10	139	113		
6/20/2016				111	
8/10/2016	56	80	74		
8/16/2016				100	
10/4/2016	48	62			
10/5/2016			44		
10/6/2016				110	
10/10/2016					110 (O)
11/29/2016		110	58		
11/30/2016	46			110	
12/1/2016					170
2/7/2017	18	70	4 (J)		
2/8/2017				120	
2/9/2017					180
4/4/2017	32	120	78		
4/6/2017				130	
4/7/2017					200
6/20/2017	38	76	50		
6/21/2017					190
6/22/2017				110	
8/15/2017					190
9/1/2017					160
10/4/2017	42				
10/5/2017		110	64		
10/6/2017				120	
3/20/2018	20 (JX)	110	90		
3/21/2018				160	
3/22/2018					220
10/2/2018	48	110	90		
10/3/2018				120	
10/17/2018					170
3/26/2019	45	100	82	130	
3/27/2019					300
9/10/2019	42	75	51	93	
9/11/2019					210
3/18/2020	43	93	75		300
3/19/2020				130	
9/9/2020	<10	66	64		360
9/10/2020				130	
4/1/2021	55	100	68		
4/2/2021				150	
6/1/2021					340
8/11/2021	55	100	94		
8/12/2021				130	240
2/15/2022	42	99	79	140	330
8/24/2022			110		
8/25/2022	86	130		170	270
2/27/2023				240	340
2/28/2023	50	110	94		

Prediction Limit

Constituent: Total Dissolved Solids (mg/L) Analysis Run 9/26/2023 4:06 PM View: Appendix III - Exceedances
Plant Scherer Client: Southern Company Data: Scherer Cell 1-CCR

	GWA-15 (bg)	GWA-16 (bg)	GWA-17 (bg)	GWC-4	GWC-8A
5/2/2023				290	
8/3/2023	53	110	85		
8/8/2023				220	910

FIGURE H.

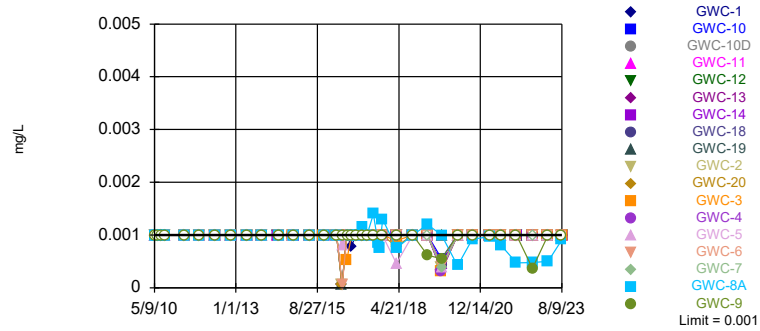
Appendix I Interwell Prediction Limits - All Results (No Significant)

Plant Scherer Client: Southern Company Data: Scherer Cell 1-CCR Printed 9/26/2023, 3:32 PM

Constituent	Well	Upper Lim.	Lower Lim.	Date	Observ.	Sig.	Bg N	Bg Mean	Std. Dev.	%NDs	ND Adj.	Transform	Alpha	Method
Arsenic, Total (mg/L)	GWC-1	0.001	n/a	8/9/2023	0.001ND	No	105	n/a	n/a	97.14	n/a	n/a	0.0001769	NP Inter (NDs) 1 of 2
Arsenic, Total (mg/L)	GWC-10	0.001	n/a	8/9/2023	0.001ND	No	105	n/a	n/a	97.14	n/a	n/a	0.0001769	NP Inter (NDs) 1 of 2
Arsenic, Total (mg/L)	GWC-10D	0.001	n/a	7/28/2010	0.001ND	No	105	n/a	n/a	97.14	n/a	n/a	0.0001769	NP Inter (NDs) 1 of 2
Arsenic, Total (mg/L)	GWC-11	0.001	n/a	8/9/2023	0.001ND	No	105	n/a	n/a	97.14	n/a	n/a	0.0001769	NP Inter (NDs) 1 of 2
Arsenic, Total (mg/L)	GWC-12	0.001	n/a	8/9/2023	0.001ND	No	105	n/a	n/a	97.14	n/a	n/a	0.0001769	NP Inter (NDs) 1 of 2
Arsenic, Total (mg/L)	GWC-13	0.001	n/a	8/9/2023	0.001ND	No	105	n/a	n/a	97.14	n/a	n/a	0.0001769	NP Inter (NDs) 1 of 2
Arsenic, Total (mg/L)	GWC-14	0.001	n/a	8/9/2023	0.001ND	No	105	n/a	n/a	97.14	n/a	n/a	0.0001769	NP Inter (NDs) 1 of 2
Arsenic, Total (mg/L)	GWC-18	0.001	n/a	8/9/2023	0.001ND	No	105	n/a	n/a	97.14	n/a	n/a	0.0001769	NP Inter (NDs) 1 of 2
Arsenic, Total (mg/L)	GWC-19	0.001	n/a	8/8/2023	0.001ND	No	105	n/a	n/a	97.14	n/a	n/a	0.0001769	NP Inter (NDs) 1 of 2
Arsenic, Total (mg/L)	GWC-2	0.001	n/a	8/9/2023	0.001ND	No	105	n/a	n/a	97.14	n/a	n/a	0.0001769	NP Inter (NDs) 1 of 2
Arsenic, Total (mg/L)	GWC-20	0.001	n/a	8/8/2023	0.001ND	No	105	n/a	n/a	97.14	n/a	n/a	0.0001769	NP Inter (NDs) 1 of 2
Arsenic, Total (mg/L)	GWC-3	0.001	n/a	8/9/2023	0.001ND	No	105	n/a	n/a	97.14	n/a	n/a	0.0001769	NP Inter (NDs) 1 of 2
Arsenic, Total (mg/L)	GWC-4	0.001	n/a	8/8/2023	0.001ND	No	105	n/a	n/a	97.14	n/a	n/a	0.0001769	NP Inter (NDs) 1 of 2
Arsenic, Total (mg/L)	GWC-5	0.001	n/a	8/8/2023	0.001ND	No	105	n/a	n/a	97.14	n/a	n/a	0.0001769	NP Inter (NDs) 1 of 2
Arsenic, Total (mg/L)	GWC-6	0.001	n/a	8/8/2023	0.001ND	No	105	n/a	n/a	97.14	n/a	n/a	0.0001769	NP Inter (NDs) 1 of 2
Arsenic, Total (mg/L)	GWC-7	0.001	n/a	8/8/2023	0.001ND	No	105	n/a	n/a	97.14	n/a	n/a	0.0001769	NP Inter (NDs) 1 of 2
Arsenic, Total (mg/L)	GWC-8A	0.001	n/a	8/8/2023	0.00091J	No	105	n/a	n/a	97.14	n/a	n/a	0.0001769	NP Inter (NDs) 1 of 2
Arsenic, Total (mg/L)	GWC-9	0.001	n/a	8/8/2023	0.001ND	No	105	n/a	n/a	97.14	n/a	n/a	0.0001769	NP Inter (NDs) 1 of 2
Silver (mg/L)	GWC-1	0.001	n/a	8/9/2023	0.001ND	No	90	n/a	n/a	100	n/a	n/a	0.0002346	NP Inter (NDs) 1 of 2
Silver (mg/L)	GWC-10	0.001	n/a	8/9/2023	0.001ND	No	90	n/a	n/a	100	n/a	n/a	0.0002346	NP Inter (NDs) 1 of 2
Silver (mg/L)	GWC-10D	0.001	n/a	7/28/2010	0.001ND	No	90	n/a	n/a	100	n/a	n/a	0.0002346	NP Inter (NDs) 1 of 2
Silver (mg/L)	GWC-11	0.001	n/a	8/9/2023	0.001ND	No	90	n/a	n/a	100	n/a	n/a	0.0002346	NP Inter (NDs) 1 of 2
Silver (mg/L)	GWC-12	0.001	n/a	8/9/2023	0.001ND	No	90	n/a	n/a	100	n/a	n/a	0.0002346	NP Inter (NDs) 1 of 2
Silver (mg/L)	GWC-13	0.001	n/a	8/9/2023	0.001ND	No	90	n/a	n/a	100	n/a	n/a	0.0002346	NP Inter (NDs) 1 of 2
Silver (mg/L)	GWC-14	0.001	n/a	8/9/2023	0.001ND	No	90	n/a	n/a	100	n/a	n/a	0.0002346	NP Inter (NDs) 1 of 2
Silver (mg/L)	GWC-18	0.001	n/a	8/9/2023	0.001ND	No	90	n/a	n/a	100	n/a	n/a	0.0002346	NP Inter (NDs) 1 of 2
Silver (mg/L)	GWC-19	0.001	n/a	8/8/2023	0.001ND	No	90	n/a	n/a	100	n/a	n/a	0.0002346	NP Inter (NDs) 1 of 2
Silver (mg/L)	GWC-2	0.001	n/a	8/9/2023	0.001ND	No	90	n/a	n/a	100	n/a	n/a	0.0002346	NP Inter (NDs) 1 of 2
Silver (mg/L)	GWC-20	0.001	n/a	8/8/2023	0.001ND	No	90	n/a	n/a	100	n/a	n/a	0.0002346	NP Inter (NDs) 1 of 2
Silver (mg/L)	GWC-3	0.001	n/a	8/9/2023	0.001ND	No	90	n/a	n/a	100	n/a	n/a	0.0002346	NP Inter (NDs) 1 of 2
Silver (mg/L)	GWC-4	0.001	n/a	8/8/2023	0.001ND	No	90	n/a	n/a	100	n/a	n/a	0.0002346	NP Inter (NDs) 1 of 2
Silver (mg/L)	GWC-5	0.001	n/a	8/8/2023	0.001ND	No	90	n/a	n/a	100	n/a	n/a	0.0002346	NP Inter (NDs) 1 of 2
Silver (mg/L)	GWC-6	0.001	n/a	8/8/2023	0.001ND	No	90	n/a	n/a	100	n/a	n/a	0.0002346	NP Inter (NDs) 1 of 2
Silver (mg/L)	GWC-7	0.001	n/a	8/8/2023	0.001ND	No	90	n/a	n/a	100	n/a	n/a	0.0002346	NP Inter (NDs) 1 of 2
Silver (mg/L)	GWC-8A	0.001	n/a	8/8/2023	0.001ND	No	90	n/a	n/a	100	n/a	n/a	0.0002346	NP Inter (NDs) 1 of 2
Silver (mg/L)	GWC-9	0.001	n/a	8/8/2023	0.001ND	No	90	n/a	n/a	100	n/a	n/a	0.0002346	NP Inter (NDs) 1 of 2

Within Limit

Prediction Limit
 Interwell Non-parametric

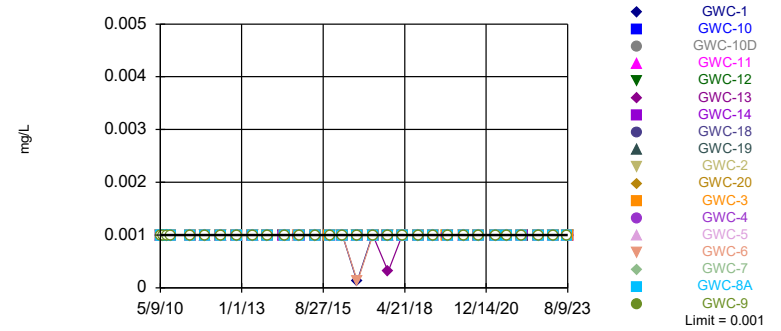


Non-parametric test used in lieu of parametric prediction limit because censored data exceeded 50%. Limit is highest of 105 background values. 97.14% NDs. Annual per-constituent alpha = 0.005998. Individual comparison alpha = 0.0001769 (1 of 2). Comparing 18 points to limit.

Constituent: Arsenic, Total Analysis Run 9/26/2023 3:31 PM View: Appendix I - Interwell
 Plant Scherer Client: Southern Company Data: Scherer Cell 1-CCR

Within Limit

Prediction Limit
 Interwell Non-parametric



Non-parametric test used in lieu of parametric prediction limit because censored data exceeded 50%. All background values (n = 90) were censored; limit is most recent reporting limit. Annual per-constituent alpha = 0.007944. Individual comparison alpha = 0.0002346 (1 of 2). Comparing 18 points to limit.

Constituent: Silver Analysis Run 9/26/2023 3:31 PM View: Appendix I - Interwell
 Plant Scherer Client: Southern Company Data: Scherer Cell 1-CCR

Prediction Limit

Constituent: Arsenic, Total (mg/L) Analysis Run 9/26/2023 3:32 PM View: Appendix I - Interwell

Plant Scherer Client: Southern Company Data: Scherer Cell 1-CCR

	GWA-17 (bg)	GWA-15 (bg)	GWA-16 (bg)	GWC-14	GWC-12	GWC-13	GWC-8A	GWC-7	GWC-10
5/8/2010	<0.001								
5/9/2010		<0.001	<0.001	<0.001	<0.001	<0.001			
5/10/2010							<0.001	<0.001	<0.001
5/11/2010									
6/16/2010	<0.001		<0.001						<0.001
6/17/2010									
6/18/2010		<0.001		<0.001	<0.001	<0.001		<0.001	
6/19/2010							<0.001		
7/26/2010	<0.001								
7/27/2010			<0.001		<0.001				
7/28/2010		<0.001		<0.001			<0.001	<0.001	<0.001
7/29/2010						<0.001			
9/7/2010	<0.001		<0.001						
9/8/2010					<0.001		<0.001		<0.001
9/9/2010		<0.001		<0.001		<0.001		<0.001	
4/26/2011						<0.001			
4/28/2011									
4/29/2011	<0.001		<0.001		<0.001				<0.001
4/30/2011		<0.001		<0.001			<0.001	<0.001	
10/27/2011							<0.001		<0.001
10/28/2011	<0.001	<0.001	<0.001	<0.001	<0.001	<0.001			
10/29/2011								<0.001	
5/2/2012	<0.001	<0.001	<0.001						
5/3/2012				<0.001	<0.001				
5/4/2012						<0.001	<0.001	<0.001	<0.001
11/9/2012	<0.001	<0.001	<0.001						
11/10/2012				<0.001	<0.001			<0.001	
11/11/2012						<0.001	<0.001		<0.001
5/8/2013	<0.001	<0.001	<0.001	<0.001		<0.001			
5/9/2013					<0.001			<0.001	<0.001
5/10/2013							<0.001		
11/5/2013		<0.001		<0.001					<0.001
11/6/2013	<0.001		<0.001		<0.001				
11/7/2013						<0.001	<0.001	<0.001	
5/20/2014	<0.001	<0.001	<0.001	<0.001	<0.001	<0.001			
5/21/2014							<0.001	<0.001	<0.001
5/22/2014									
5/23/2014									
11/8/2014	<0.001		<0.001						
11/9/2014									
11/12/2014		<0.001		<0.001	<0.001	<0.001		<0.001	<0.001
11/13/2014							<0.001		
5/22/2015	<0.001	<0.001	<0.001						
5/23/2015					<0.001		<0.001		<0.001
5/24/2015				<0.001		<0.001		<0.001	
11/9/2015	<0.001		<0.001						
11/10/2015									
11/11/2015		<0.001		<0.001			<0.001	<0.001	
11/12/2015					<0.001	<0.001			<0.001
4/6/2016	<0.001	<0.001	<0.001						
4/11/2016									
4/12/2016									

Prediction Limit

Constituent: Arsenic, Total (mg/L) Analysis Run 9/26/2023 3:32 PM View: Appendix I - Interwell

Plant Scherer Client: Southern Company Data: Scherer Cell 1-CCR

	GWA-17 (bg)	GWA-15 (bg)	GWA-16 (bg)	GWC-14	GWC-12	GWC-13	GWC-8A	GWC-7	GWC-10
4/13/2016				<0.001 (D)	<0.001 (D)	<0.001 (D)		<0.001 (D)	<0.001 (D)
4/19/2016							<0.001		
6/15/2016	<0.001	<0.001	<0.001						
6/16/2016									
6/20/2016								<0.001	
6/21/2016				<0.001	<0.001	<0.001			<0.001
6/22/2016									
8/10/2016	<0.001	<0.001	<0.001						
8/11/2016									
8/12/2016									
8/15/2016				<0.001	<0.001	<0.001		<0.001	<0.001
8/16/2016									
10/4/2016		<0.001	<0.001	<0.001					
10/5/2016	<0.001				<0.001				<0.001
10/6/2016								<0.001	
10/7/2016						<0.001			
10/10/2016							<0.001		
11/29/2016	<0.001		<0.001						
11/30/2016		<0.001							
12/1/2016				<0.001	<0.001	<0.001	<0.001	<0.001	<0.001
2/7/2017	<0.001	<0.001	<0.001	<0.001					
2/8/2017					<0.001				<0.001
2/9/2017						<0.001	0.00115 (JD)	<0.001	
4/4/2017	<0.001	<0.001	<0.001						
4/5/2017					<0.001				
4/6/2017				<0.001		<0.001			<0.001
4/7/2017							<0.001	<0.001	
6/20/2017	<0.001	<0.001	<0.001	<0.001	<0.001				
6/21/2017							0.0014		<0.001
6/22/2017						<0.001		<0.001	
8/15/2017							0.00086		
9/1/2017							0.00075		
10/4/2017		<0.001							
10/5/2017	<0.001		<0.001	<0.001	<0.001				<0.001
10/6/2017						<0.001		<0.001	
10/9/2017							0.0013		
3/20/2018	<0.001	<0.001 (D)	<0.001	<0.001					
3/21/2018					<0.001 (D)				<0.001
3/22/2018						<0.001	0.00075	<0.001	
10/2/2018	<0.001	<0.001	<0.001	<0.001	<0.001				<0.001
10/3/2018						<0.001			
10/4/2018							<0.001	<0.001	
3/26/2019	<0.001	<0.001	<0.001	<0.001	<0.001	<0.001			
3/27/2019							0.0012	<0.001	<0.001
9/10/2019	0.00069 (J)	0.00032 (J)	0.00049 (J)						
9/11/2019				0.00045 (J)	0.00038 (J)	0.00042 (J)	0.001 (J)	0.00038 (J)	0.00055 (J)
9/12/2019									
3/18/2020	<0.001	<0.001	<0.001	<0.001	<0.001	<0.001	0.00042 (J)		<0.001
3/19/2020								<0.001	
9/9/2020	<0.001	<0.001	<0.001	<0.001			0.00092 (J)		<0.001
9/10/2020					<0.001	<0.001		<0.001	
4/1/2021	<0.001	<0.001	<0.001	<0.001	<0.001			<0.001	<0.001

Prediction Limit

Constituent: Arsenic, Total (mg/L) Analysis Run 9/26/2023 3:32 PM View: Appendix I - Interwell
Plant Scherer Client: Southern Company Data: Scherer Cell 1-CCR

	GWA-17 (bg)	GWA-15 (bg)	GWA-16 (bg)	GWC-14	GWC-12	GWC-13	GWC-8A	GWC-7	GWC-10
4/2/2021									
4/5/2021							0.00097 (J)		
4/6/2021						<0.001			
8/11/2021	<0.001	<0.001	<0.001	<0.001	<0.001	<0.001		<0.001	
8/12/2021							0.00081 (J)		
8/17/2021									<0.001
8/18/2021									
2/15/2022	<0.001	<0.001	<0.001				0.00047 (J)	<0.001	<0.001
2/16/2022				<0.001	<0.001	<0.001			
8/24/2022	<0.001								
8/25/2022		<0.001	<0.001				0.00048 (J)	<0.001	<0.001
8/26/2022				<0.001	<0.001	<0.001			
2/21/2023									<0.001
2/27/2023				<0.001	<0.001	<0.001	0.0005 (J)	<0.001	
2/28/2023	<0.001	<0.001	<0.001						
8/3/2023	<0.001	<0.001	<0.001						
8/8/2023							0.00091 (J)	<0.001	
8/9/2023				<0.001	<0.001	<0.001			<0.001

Prediction Limit

Constituent: Arsenic, Total (mg/L) Analysis Run 9/26/2023 3:32 PM View: Appendix I - Interwell
 Plant Scherer Client: Southern Company Data: Scherer Cell 1-CCR

	GWC-9	GWC-11	GWC-18	GWC-3	GWC-20	GWC-5	GWC-6	GWC-1	GWC-2
5/8/2010									
5/9/2010									
5/10/2010	<0.001	<0.001	<0.001						
5/11/2010				<0.001	<0.001	<0.001	<0.001	<0.001	<0.001
6/16/2010	<0.001	<0.001	<0.001						
6/17/2010				<0.001	<0.001			<0.001	
6/18/2010						<0.001	<0.001		
6/19/2010									<0.001
7/26/2010			<0.001						
7/27/2010	<0.001	<0.001			<0.001	<0.001	<0.001	<0.001	<0.001
7/28/2010				<0.001					
7/29/2010									
9/7/2010			<0.001	<0.001	<0.001				
9/8/2010	<0.001	<0.001							
9/9/2010						<0.001	<0.001	<0.001	<0.001
4/26/2011									
4/28/2011								<0.001	<0.001
4/29/2011	<0.001	<0.001	<0.001	<0.001	<0.001	<0.001			
4/30/2011							<0.001		
10/27/2011	<0.001	<0.001							
10/28/2011			<0.001	<0.001	<0.001	<0.001			<0.001
10/29/2011							<0.001	<0.001	
5/2/2012			<0.001						
5/3/2012	<0.001			<0.001	<0.001			<0.001	<0.001
5/4/2012		<0.001				<0.001	<0.001		
11/9/2012			<0.001	<0.001				<0.001	<0.001
11/10/2012		<0.001			<0.001	<0.001	<0.001		
11/11/2012	<0.001								
5/8/2013			<0.001						
5/9/2013	<0.001	<0.001			<0.001	<0.001	<0.001	<0.001	<0.001
5/10/2013				<0.001					
11/5/2013								<0.001	<0.001
11/6/2013	<0.001	<0.001	<0.001	<0.001	<0.001	<0.001			
11/7/2013							<0.001		
5/20/2014		<0.001							
5/21/2014	<0.001						<0.001		
5/22/2014				<0.001	<0.001	<0.001			<0.001
5/23/2014			<0.001					<0.001	
11/8/2014			<0.001						
11/9/2014				<0.001	<0.001	<0.001	<0.001		
11/12/2014	<0.001	<0.001							
11/13/2014								<0.001	<0.001
5/22/2015			<0.001	<0.001					
5/23/2015	<0.001							<0.001	
5/24/2015		<0.001			<0.001	<0.001	<0.001		<0.001
11/9/2015									
11/10/2015			<0.001	<0.001	<0.001				
11/11/2015						<0.001	<0.001	<0.001	<0.001
11/12/2015	<0.001	<0.001							
4/6/2016									
4/11/2016			<0.001						
4/12/2016				<0.001 (D)	<0.001		<0.001	<0.001	<0.001

Prediction Limit

Constituent: Arsenic, Total (mg/L) Analysis Run 9/26/2023 3:32 PM View: Appendix I - Interwell
 Plant Scherer Client: Southern Company Data: Scherer Cell 1-CCR

	GWC-9	GWC-11	GWC-18	GWC-3	GWC-20	GWC-5	GWC-6	GWC-1	GWC-2
4/13/2016	<0.001 (D)	<0.001 (D)							
4/19/2016						<0.001			
6/15/2016									
6/16/2016			<0.001		5.4E-05 (J)			6E-05 (J)	5.5E-05 (J)
6/20/2016				<0.001			6.3E-05 (J)		
6/21/2016		<0.001							
6/22/2016	<0.001					0.0008			
8/10/2016									
8/11/2016			<0.001		<0.001			<0.001	<0.001
8/12/2016				0.00053 (J)			<0.001		
8/15/2016	<0.001	<0.001							
8/16/2016						<0.001			
10/4/2016								0.00079	<0.001
10/5/2016		<0.001	<0.001	<0.001	<0.001				
10/6/2016	<0.001					<0.001	<0.001		
10/7/2016									
10/10/2016									
11/29/2016			<0.001						
11/30/2016				<0.001	<0.001		<0.001	<0.001	<0.001
12/1/2016	<0.001	<0.001				<0.001			
2/7/2017								<0.001	<0.001
2/8/2017	<0.001	<0.001	<0.001	<0.001	<0.001				
2/9/2017						<0.001	<0.001		
4/4/2017									
4/5/2017								<0.001	
4/6/2017	<0.001	<0.001	<0.001	<0.001	<0.001	<0.001	<0.001		<0.001
4/7/2017									
6/20/2017		<0.001						<0.001	<0.001
6/21/2017	<0.001		<0.001	<0.001	<0.001	<0.001	<0.001		
6/22/2017									
8/15/2017									
9/1/2017									
10/4/2017								<0.001	<0.001
10/5/2017	<0.001	<0.001	<0.001	<0.001	<0.001	<0.001			
10/6/2017							<0.001		
10/9/2017									
3/20/2018			<0.001					<0.001	<0.001
3/21/2018	<0.001	<0.001		0.00089	0.00078		<0.001		
3/22/2018						0.00046 (J)			
10/2/2018	<0.001	<0.001	<0.001					<0.001	<0.001
10/3/2018				<0.001	<0.001	<0.001	<0.001		
10/4/2018									
3/26/2019			<0.001	<0.001	<0.001		<0.001	<0.001	<0.001
3/27/2019	0.00062	<0.001				<0.001			
9/10/2019				0.00032 (J)				0.00033 (J)	0.00038 (J)
9/11/2019	0.00055 (J)	0.00045 (J)	0.00043 (J)			0.00038 (J)	0.00041 (J)		
9/12/2019					<0.001				
3/18/2020	<0.001	<0.001	<0.001	<0.001		<0.001	<0.001	<0.001	<0.001
3/19/2020					<0.001				
9/9/2020	<0.001		<0.001			<0.001		<0.001	<0.001
9/10/2020		<0.001		<0.001	<0.001		<0.001		
4/1/2021	<0.001	<0.001	<0.001			<0.001		<0.001	<0.001

Prediction Limit

Constituent: Arsenic, Total (mg/L) Analysis Run 9/26/2023 3:32 PM View: Appendix I - Interwell
Plant Scherer Client: Southern Company Data: Scherer Cell 1-CCR

	GWC-9	GWC-11	GWC-18	GWC-3	GWC-20	GWC-5	GWC-6	GWC-1	GWC-2
4/2/2021									
4/5/2021					<0.001		<0.001		
4/6/2021				<0.001					
8/11/2021		<0.001	<0.001		<0.001		<0.001		
8/12/2021	<0.001			<0.001		<0.001			<0.001
8/17/2021									
8/18/2021								<0.001	
2/15/2022	<0.001			<0.001		<0.001	<0.001	<0.001	<0.001
2/16/2022		<0.001	<0.001		<0.001				
8/24/2022								<0.001	
8/25/2022	0.00037 (J)	<0.001	<0.001	<0.001	<0.001	<0.001	<0.001		
8/26/2022									<0.001
2/21/2023									
2/27/2023	<0.001	<0.001					<0.001	<0.001	<0.001
2/28/2023			<0.001	<0.001	<0.001	<0.001			
8/3/2023									
8/8/2023	<0.001				<0.001	<0.001	<0.001		
8/9/2023		<0.001	<0.001	<0.001				<0.001	<0.001

Prediction Limit

Constituent: Arsenic, Total (mg/L) Analysis Run 9/26/2023 3:32 PM View: Appendix I - Interwell
Plant Scherer Client: Southern Company Data: Scherer Cell 1-CCR

	GWC-19	GWC-4	GWC-10D
5/8/2010			
5/9/2010			
5/10/2010			
5/11/2010	<0.001	<0.001	
6/16/2010	<0.001		
6/17/2010		<0.001	
6/18/2010			
6/19/2010			
7/26/2010			
7/27/2010	<0.001		
7/28/2010		<0.001	<0.001
7/29/2010			
9/7/2010	<0.001		
9/8/2010		<0.001	
9/9/2010			
4/26/2011			
4/28/2011		<0.001	
4/29/2011	<0.001		
4/30/2011			
10/27/2011			
10/28/2011	<0.001		
10/29/2011		<0.001	
5/2/2012	<0.001		
5/3/2012		<0.001	
5/4/2012			
11/9/2012	<0.001		
11/10/2012		<0.001	
11/11/2012			
5/8/2013			
5/9/2013	<0.001		
5/10/2013		<0.001	
11/5/2013			
11/6/2013	<0.001	<0.001	
11/7/2013			
5/20/2014			
5/21/2014			
5/22/2014	<0.001	<0.001	
5/23/2014			
11/8/2014	<0.001		
11/9/2014		<0.001	
11/12/2014			
11/13/2014			
5/22/2015		<0.001	
5/23/2015	<0.001		
5/24/2015			
11/9/2015			
11/10/2015	<0.001		
11/11/2015		<0.001	
11/12/2015			
4/6/2016			
4/11/2016	<0.001		
4/12/2016		<0.001	

Prediction Limit

Constituent: Arsenic, Total (mg/L) Analysis Run 9/26/2023 3:32 PM View: Appendix I - Interwell
Plant Scherer Client: Southern Company Data: Scherer Cell 1-CCR

	GWC-19	GWC-4	GWC-10D
4/13/2016			
4/19/2016			
6/15/2016			
6/16/2016	5.1E-05 (J)		
6/20/2016		<0.001	
6/21/2016			
6/22/2016			
8/10/2016			
8/11/2016	<0.001		
8/12/2016		<0.001	
8/15/2016			
8/16/2016			
10/4/2016			
10/5/2016	<0.001		
10/6/2016		<0.001	
10/7/2016			
10/10/2016			
11/29/2016	<0.001		
11/30/2016		<0.001	
12/1/2016			
2/7/2017			
2/8/2017	<0.001	<0.001	
2/9/2017			
4/4/2017			
4/5/2017	<0.001		
4/6/2017		<0.001	
4/7/2017			
6/20/2017			
6/21/2017	<0.001		
6/22/2017		<0.001	
8/15/2017			
9/1/2017			
10/4/2017			
10/5/2017	<0.001		
10/6/2017		<0.001	
10/9/2017			
3/20/2018	<0.001		
3/21/2018		<0.001	
3/22/2018			
10/2/2018	<0.001		
10/3/2018		<0.001	
10/4/2018			
3/26/2019	<0.001	<0.001	
3/27/2019			
9/10/2019		0.00032 (J)	
9/11/2019			
9/12/2019	<0.001		
3/18/2020			
3/19/2020	<0.001	<0.001	
9/9/2020	<0.001		
9/10/2020		<0.001	
4/1/2021			

Prediction Limit

Constituent: Arsenic, Total (mg/L) Analysis Run 9/26/2023 3:32 PM View: Appendix I - Interwell
Plant Scherer Client: Southern Company Data: Scherer Cell 1-CCR

	GWC-19	GWC-4	GWC-10D
4/2/2021		<0.001	
4/5/2021	<0.001		
4/6/2021			
8/11/2021	<0.001		
8/12/2021		<0.001	
8/17/2021			
8/18/2021			
2/15/2022		<0.001	
2/16/2022	<0.001		
8/24/2022			
8/25/2022	<0.001	<0.001	
8/26/2022			
2/21/2023			
2/27/2023		<0.001	
2/28/2023	<0.001		
8/3/2023			
8/8/2023	<0.001	<0.001	
8/9/2023			

Prediction Limit

Constituent: Silver (mg/L) Analysis Run 9/26/2023 3:32 PM View: Appendix I - Interwell

Plant Scherer Client: Southern Company Data: Scherer Cell 1-CCR

	GWA-17 (bg)	GWA-15 (bg)	GWC-12	GWC-13	GWC-14	GWA-16 (bg)	GWC-18	GWC-9	GWC-10
5/8/2010	<0.001								
5/9/2010		<0.001	<0.001	<0.001	<0.001	<0.001			
5/10/2010							<0.001	<0.001	<0.001
5/11/2010									
6/16/2010	<0.001					<0.001	<0.001	<0.001	<0.001
6/17/2010									
6/18/2010		<0.001	<0.001	<0.001	<0.001				
6/19/2010									
7/26/2010	<0.001						<0.001		
7/27/2010			<0.001			<0.001		<0.001	
7/28/2010		<0.001			<0.001				<0.001
7/29/2010				<0.001					
9/7/2010	<0.001					<0.001	<0.001		
9/8/2010			<0.001					<0.001	<0.001
9/9/2010		<0.001		<0.001	<0.001				
4/26/2011				<0.001					
4/28/2011									
4/29/2011	<0.001		<0.001			<0.001	<0.001	<0.001	<0.001
4/30/2011		<0.001			<0.001				
10/27/2011								<0.001	<0.001
10/28/2011	<0.001	<0.001	<0.001	<0.001	<0.001	<0.001	<0.001		
10/29/2011									
5/2/2012	<0.001	<0.001				<0.001	<0.001		
5/3/2012			<0.001		<0.001			<0.001	
5/4/2012				<0.001					<0.001
11/9/2012	<0.001	<0.001				<0.001	<0.001		
11/10/2012			<0.001		<0.001				
11/11/2012				<0.001				<0.001	<0.001
5/8/2013	<0.001	<0.001		<0.001	<0.001	<0.001	<0.001		
5/9/2013			<0.001					<0.001	<0.001
5/10/2013									
11/5/2013		<0.001			<0.001				<0.001
11/6/2013	<0.001		<0.001			<0.001	<0.001	<0.001	
11/7/2013				<0.001					
5/20/2014	<0.001	<0.001	<0.001	<0.001	<0.001	<0.001			
5/21/2014								<0.001	<0.001
5/22/2014									
5/23/2014							<0.001		
11/8/2014	<0.001					<0.001	<0.001		
11/9/2014									
11/12/2014		<0.001	<0.001	<0.001	<0.001			<0.001	<0.001
11/13/2014									
5/22/2015	<0.001	<0.001				<0.001	<0.001		
5/23/2015			<0.001					<0.001	<0.001
5/24/2015				<0.001	<0.001				
11/9/2015	<0.001					<0.001			
11/10/2015							<0.001		
11/11/2015		<0.001			<0.001				
11/12/2015			<0.001	<0.001				<0.001	<0.001
4/6/2016	<0.001	<0.001				<0.001			
4/11/2016							<0.001		
4/12/2016									

Prediction Limit

Constituent: Silver (mg/L) Analysis Run 9/26/2023 3:32 PM View: Appendix I - Interwell
 Plant Scherer Client: Southern Company Data: Scherer Cell 1-CCR

	GWA-17 (bg)	GWA-15 (bg)	GWC-12	GWC-13	GWC-14	GWA-16 (bg)	GWC-18	GWC-9	GWC-10
4/13/2016			<0.001 (D)	<0.001 (D)	<0.001 (D)			<0.001 (D)	<0.001 (D)
4/19/2016									
10/4/2016		<0.001			<0.001	<0.001			
10/5/2016	<0.001		<0.001				<0.001		<0.001
10/6/2016								<0.001	
10/7/2016				<0.001					
10/10/2016									
4/4/2017	<0.001	<0.001				<0.001			
4/5/2017			<0.001						
4/6/2017				<0.001	<0.001		<0.001	<0.001	<0.001
4/7/2017									
10/4/2017		<0.001							
10/5/2017	<0.001		<0.001		<0.001	<0.001	<0.001	<0.001	<0.001
10/6/2017				0.00031					
10/9/2017									
3/20/2018	<0.001	<0.001 (D)			<0.001	<0.001	<0.001		
3/21/2018			<0.001 (D)					<0.001	<0.001
3/22/2018				<0.001					
10/2/2018	<0.001	<0.001	<0.001		<0.001	<0.001	<0.001	<0.001	<0.001
10/3/2018				<0.001					
10/4/2018									
3/26/2019	<0.001	<0.001	<0.001	<0.001	<0.001	<0.001	<0.001		
3/27/2019								<0.001	<0.001
9/10/2019	<0.001	<0.001				<0.001			
9/11/2019			<0.001	<0.001	<0.001		<0.001	<0.001	<0.001
9/12/2019									
3/18/2020	<0.001	<0.001	<0.001	<0.001	<0.001	<0.001	<0.001	<0.001	<0.001
3/19/2020									
9/9/2020	<0.001	<0.001			<0.001	<0.001	<0.001	<0.001	<0.001
9/10/2020			<0.001	<0.001					
4/1/2021	<0.001	<0.001	<0.001		<0.001	<0.001	<0.001	<0.001	<0.001
4/2/2021									
4/5/2021									
4/6/2021				<0.001					
8/11/2021	<0.001	<0.001	<0.001	<0.001	<0.001	<0.001	<0.001		
8/12/2021								<0.001	
8/17/2021									<0.001
8/18/2021									
2/15/2022	<0.001	<0.001				<0.001		<0.001	<0.001
2/16/2022			<0.001	<0.001	<0.001		<0.001		
8/24/2022	<0.001								
8/25/2022		<0.001				<0.001	<0.001	<0.001	<0.001
8/26/2022			<0.001	<0.001	<0.001				
2/21/2023									<0.001
2/27/2023			<0.001	<0.001	<0.001			<0.001	
2/28/2023	<0.001	<0.001				<0.001	<0.001		
8/3/2023	<0.001	<0.001				<0.001			
8/8/2023								<0.001	
8/9/2023			<0.001	<0.001	<0.001		<0.001		<0.001

Prediction Limit

Constituent: Silver (mg/L) Analysis Run 9/26/2023 3:32 PM View: Appendix I - Interwell
 Plant Scherer Client: Southern Company Data: Scherer Cell 1-CCR

	GWC-8A	GWC-11	GWC-7	GWC-5	GWC-2	GWC-6	GWC-20	GWC-1	GWC-19
5/8/2010									
5/9/2010									
5/10/2010	<0.001	<0.001	<0.001						
5/11/2010				<0.001	<0.001	<0.001	<0.001	<0.001	<0.001
6/16/2010		<0.001							<0.001
6/17/2010							<0.001	<0.001	
6/18/2010			<0.001	<0.001		<0.001			
6/19/2010	<0.001				<0.001				
7/26/2010									
7/27/2010		<0.001		<0.001	<0.001	<0.001	<0.001	<0.001	<0.001
7/28/2010	<0.001		<0.001						
7/29/2010									
9/7/2010							<0.001		<0.001
9/8/2010	<0.001	<0.001							
9/9/2010			<0.001	<0.001	<0.001	<0.001		<0.001	
4/26/2011									
4/28/2011					<0.001			<0.001	
4/29/2011		<0.001		<0.001			<0.001		<0.001
4/30/2011	<0.001		<0.001			<0.001			
10/27/2011	<0.001	<0.001							
10/28/2011				<0.001	<0.001		<0.001		<0.001
10/29/2011			<0.001			<0.001		<0.001	
5/2/2012									<0.001
5/3/2012					<0.001		<0.001	<0.001	
5/4/2012	<0.001	<0.001	<0.001	<0.001		<0.001			
11/9/2012					<0.001			<0.001	<0.001
11/10/2012		<0.001	<0.001	<0.001		<0.001	<0.001		
11/11/2012	<0.001								
5/8/2013									
5/9/2013		<0.001	<0.001	<0.001	<0.001	<0.001	<0.001	<0.001	<0.001
5/10/2013	<0.001								
11/5/2013					<0.001			<0.001	
11/6/2013		<0.001		<0.001			<0.001		<0.001
11/7/2013	<0.001		<0.001			<0.001			
5/20/2014		<0.001							
5/21/2014	<0.001		<0.001			<0.001			
5/22/2014				<0.001	<0.001		<0.001		<0.001
5/23/2014								<0.001	
11/8/2014									<0.001
11/9/2014				<0.001		<0.001	<0.001		
11/12/2014		<0.001	<0.001						
11/13/2014	<0.001				<0.001			<0.001	
5/22/2015									
5/23/2015	<0.001							<0.001	<0.001
5/24/2015		<0.001	<0.001	<0.001	<0.001	<0.001	<0.001		
11/9/2015									
11/10/2015							<0.001		<0.001
11/11/2015	<0.001		<0.001	<0.001	<0.001	<0.001		<0.001	
11/12/2015		<0.001							
4/6/2016									
4/11/2016									<0.001
4/12/2016					<0.001	<0.001	<0.001	<0.001	

Prediction Limit

Constituent: Silver (mg/L) Analysis Run 9/26/2023 3:32 PM View: Appendix I - Interwell
 Plant Scherer Client: Southern Company Data: Scherer Cell 1-CCR

	GWC-8A	GWC-11	GWC-7	GWC-5	GWC-2	GWC-6	GWC-20	GWC-1	GWC-19
4/13/2016		<0.001 (D)	<0.001 (D)						
4/19/2016	<0.001			<0.001					
10/4/2016					<0.001			0.00012 (J)	
10/5/2016		<0.001					<0.001		<0.001
10/6/2016			<0.001	<0.001		0.00012 (J)			
10/7/2016									
10/10/2016	<0.001								
4/4/2017									
4/5/2017								<0.001	<0.001
4/6/2017		<0.001		<0.001	<0.001	<0.001	<0.001		
4/7/2017	<0.001		<0.001						
10/4/2017					<0.001			<0.001	
10/5/2017		<0.001		<0.001			<0.001		<0.001
10/6/2017			<0.001			<0.001			
10/9/2017	<0.001								
3/20/2018					<0.001			<0.001	<0.001
3/21/2018		<0.001				<0.001	<0.001		
3/22/2018	<0.001		<0.001	<0.001					
10/2/2018		<0.001			<0.001			<0.001	<0.001
10/3/2018				<0.001		<0.001	<0.001		
10/4/2018	<0.001		<0.001						
3/26/2019					<0.001	<0.001	<0.001	<0.001	<0.001
3/27/2019	<0.001	<0.001	<0.001	<0.001					
9/10/2019					<0.001			<0.001	
9/11/2019	<0.001	<0.001 (D)	<0.001	<0.001		<0.001			
9/12/2019							<0.001		<0.001
3/18/2020	<0.001	<0.001		<0.001	<0.001	<0.001		<0.001	
3/19/2020			<0.001				<0.001		<0.001
9/9/2020	<0.001			<0.001	<0.001			<0.001	<0.001
9/10/2020		<0.001	<0.001			<0.001	<0.001		
4/1/2021		<0.001	<0.001	<0.001	<0.001			<0.001	
4/2/2021									
4/5/2021	<0.001					<0.001	<0.001		<0.001
4/6/2021									
8/11/2021		<0.001	<0.001			<0.001	<0.001		<0.001
8/12/2021	<0.001			<0.001	<0.001				
8/17/2021									
8/18/2021								<0.001	
2/15/2022	<0.001		<0.001	<0.001	<0.001	<0.001		<0.001	
2/16/2022		<0.001					<0.001		<0.001
8/24/2022								<0.001	
8/25/2022	<0.001	<0.001	<0.001	<0.001		<0.001	<0.001		<0.001
8/26/2022					<0.001				
2/21/2023									
2/27/2023	<0.001	<0.001	<0.001		<0.001	<0.001		<0.001	
2/28/2023				<0.001			<0.001		<0.001
8/3/2023									
8/8/2023	<0.001		<0.001	<0.001		<0.001	<0.001		<0.001
8/9/2023		<0.001			<0.001			<0.001	

Prediction Limit

Constituent: Silver (mg/L) Analysis Run 9/26/2023 3:32 PM View: Appendix I - Interwell
Plant Scherer Client: Southern Company Data: Scherer Cell 1-CCR

	GWC-3	GWC-4	GWC-10D
5/8/2010			
5/9/2010			
5/10/2010			
5/11/2010	<0.001	<0.001	
6/16/2010			
6/17/2010	<0.001	<0.001	
6/18/2010			
6/19/2010			
7/26/2010			
7/27/2010			
7/28/2010	<0.001	<0.001	<0.001
7/29/2010			
9/7/2010	<0.001		
9/8/2010		<0.001	
9/9/2010			
4/26/2011			
4/28/2011		<0.001	
4/29/2011	<0.001		
4/30/2011			
10/27/2011			
10/28/2011	<0.001		
10/29/2011		<0.001	
5/2/2012			
5/3/2012	<0.001	<0.001	
5/4/2012			
11/9/2012	<0.001		
11/10/2012		<0.001	
11/11/2012			
5/8/2013			
5/9/2013			
5/10/2013	<0.001	<0.001	
11/5/2013			
11/6/2013	<0.001	<0.001	
11/7/2013			
5/20/2014			
5/21/2014			
5/22/2014	<0.001	<0.001	
5/23/2014			
11/8/2014			
11/9/2014	<0.001	<0.001	
11/12/2014			
11/13/2014			
5/22/2015	<0.001	<0.001	
5/23/2015			
5/24/2015			
11/9/2015			
11/10/2015	<0.001		
11/11/2015		<0.001	
11/12/2015			
4/6/2016			
4/11/2016			
4/12/2016	<0.001 (D)	<0.001	

Prediction Limit

Constituent: Silver (mg/L) Analysis Run 9/26/2023 3:32 PM View: Appendix I - Interwell
Plant Scherer Client: Southern Company Data: Scherer Cell 1-CCR

	GWC-3	GWC-4	GWC-10D
4/13/2016			
4/19/2016			
10/4/2016			
10/5/2016	<0.001		
10/6/2016		<0.001	
10/7/2016			
10/10/2016			
4/4/2017			
4/5/2017			
4/6/2017	<0.001	<0.001	
4/7/2017			
10/4/2017			
10/5/2017	<0.001		
10/6/2017		<0.001	
10/9/2017			
3/20/2018			
3/21/2018	<0.001	<0.001	
3/22/2018			
10/2/2018			
10/3/2018	<0.001	<0.001	
10/4/2018			
3/26/2019	<0.001	<0.001	
3/27/2019			
9/10/2019	<0.001	<0.001	
9/11/2019			
9/12/2019			
3/18/2020	<0.001		
3/19/2020		<0.001	
9/9/2020			
9/10/2020	<0.001	<0.001	
4/1/2021			
4/2/2021		<0.001	
4/5/2021			
4/6/2021	<0.001		
8/11/2021			
8/12/2021	<0.001	<0.001	
8/17/2021			
8/18/2021			
2/15/2022	<0.001	<0.001	
2/16/2022			
8/24/2022			
8/25/2022	<0.001	<0.001	
8/26/2022			
2/21/2023			
2/27/2023		<0.001	
2/28/2023	<0.001		
8/3/2023			
8/8/2023		<0.001	
8/9/2023	<0.001		

FIGURE I.

Appendix I & III Trend Tests Summary - Significant Results

Plant Scherer Client: Southern Company Data: Scherer Cell 1-CCR Printed 9/26/2023, 4:15 PM

Constituent	Well	Slope	Calc.	Critical	Sig.	N	%NDs	Normality	Xform	Alpha	Method
Barium, Total (mg/L)	GWA-16 (bg)	-0.0002921	-190	-184	Yes	35	0	n/a	n/a	0.01	NP
Barium, Total (mg/L)	GWA-17 (bg)	-0.0008682	-225	-184	Yes	35	2.857	n/a	n/a	0.01	NP
Barium, Total (mg/L)	GWC-19	0.0008561	311	184	Yes	35	2.857	n/a	n/a	0.01	NP
Barium, Total (mg/L)	GWC-4	0.002047	482	199	Yes	37	0	n/a	n/a	0.01	NP
Calcium (mg/L)	GWA-17 (bg)	0.257	107	87	Yes	21	0	n/a	n/a	0.01	NP
Calcium (mg/L)	GWC-19	1.182	165	92	Yes	22	0	n/a	n/a	0.01	NP
Calcium (mg/L)	GWC-4	1.046	156	92	Yes	22	0	n/a	n/a	0.01	NP
Calcium (mg/L)	GWC-8A	6.061	141	81	Yes	20	0	n/a	n/a	0.01	NP
Chloride (mg/L)	GWA-15 (bg)	0.1866	102	87	Yes	21	0	n/a	n/a	0.01	NP
Chloride (mg/L)	GWA-17 (bg)	-0.04993	-114	-87	Yes	21	0	n/a	n/a	0.01	NP
Chloride (mg/L)	GWC-7	0.2236	118	87	Yes	21	0	n/a	n/a	0.01	NP
Nickel (mg/L)	GWA-15 (bg)	0	-171	-146	Yes	30	66.67	n/a	n/a	0.01	NP
pH (S.U.)	GWA-17 (bg)	0.04087	156	105	Yes	24	0	n/a	n/a	0.01	NP
Sulfate (mg/L)	GWA-15 (bg)	0.2001	94	87	Yes	21	38.1	n/a	n/a	0.01	NP
Sulfate (mg/L)	GWC-10	0.4746	201	98	Yes	23	13.04	n/a	n/a	0.01	NP
Sulfate (mg/L)	GWC-4	2.423	126	98	Yes	23	0	n/a	n/a	0.01	NP
Total Dissolved Solids (mg/L)	GWC-4	11.37	155	92	Yes	22	0	n/a	n/a	0.01	NP
Total Dissolved Solids (mg/L)	GWC-8A	28.16	107	74	Yes	19	0	n/a	n/a	0.01	NP

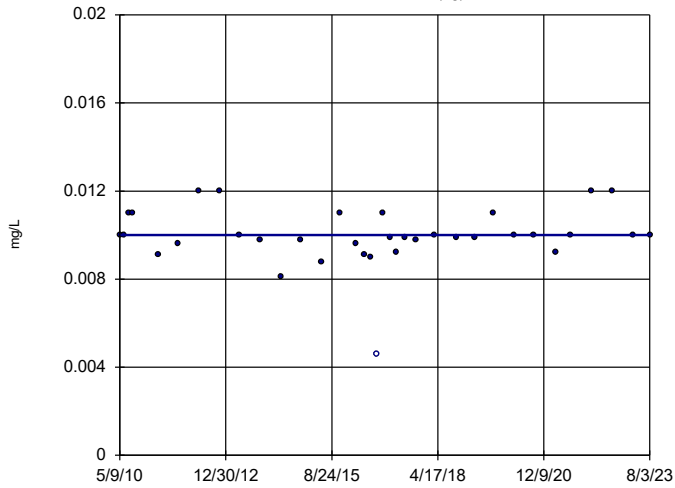
Appendix I & III Trend Tests Summary - All Results

Plant Scherer Client: Southern Company Data: Scherer Cell 1-CCR Printed 9/26/2023, 4:15 PM

Constituent	Well	Slope	Calc.	Critical	Sig.	N	%NDs	Normality	Xform	Alpha	Method
Barium, Total (mg/L)	GWA-15 (bg)	0	58	184	No	35	2.857	n/a	n/a	0.01	NP
Barium, Total (mg/L)	GWA-16 (bg)	-0.0002921	-190	-184	Yes	35	0	n/a	n/a	0.01	NP
Barium, Total (mg/L)	GWA-17 (bg)	-0.0008682	-225	-184	Yes	35	2.857	n/a	n/a	0.01	NP
Barium, Total (mg/L)	GWC-14	0.00009021	114	167	No	33	3.03	n/a	n/a	0.01	NP
Barium, Total (mg/L)	GWC-19	0.0008561	311	184	Yes	35	2.857	n/a	n/a	0.01	NP
Barium, Total (mg/L)	GWC-4	0.002047	482	199	Yes	37	0	n/a	n/a	0.01	NP
Calcium (mg/L)	GWA-15 (bg)	0.02129	16	87	No	21	0	n/a	n/a	0.01	NP
Calcium (mg/L)	GWA-16 (bg)	0	24	87	No	21	0	n/a	n/a	0.01	NP
Calcium (mg/L)	GWA-17 (bg)	0.257	107	87	Yes	21	0	n/a	n/a	0.01	NP
Calcium (mg/L)	GWC-19	1.182	165	92	Yes	22	0	n/a	n/a	0.01	NP
Calcium (mg/L)	GWC-20	0.1807	56	87	No	21	0	n/a	n/a	0.01	NP
Calcium (mg/L)	GWC-4	1.046	156	92	Yes	22	0	n/a	n/a	0.01	NP
Calcium (mg/L)	GWC-8A	6.061	141	81	Yes	20	0	n/a	n/a	0.01	NP
Chloride (mg/L)	GWA-15 (bg)	0.1866	102	87	Yes	21	0	n/a	n/a	0.01	NP
Chloride (mg/L)	GWA-16 (bg)	-0.006448	-40	-87	No	21	0	n/a	n/a	0.01	NP
Chloride (mg/L)	GWA-17 (bg)	-0.04993	-114	-87	Yes	21	0	n/a	n/a	0.01	NP
Chloride (mg/L)	GWC-7	0.2236	118	87	Yes	21	0	n/a	n/a	0.01	NP
Fluoride (mg/L)	GWA-15 (bg)	0	-21	-87	No	21	76.19	n/a	n/a	0.01	NP
Fluoride (mg/L)	GWA-16 (bg)	-0.0004101	-51	-87	No	21	47.62	n/a	n/a	0.01	NP
Fluoride (mg/L)	GWA-17 (bg)	0	-44	-87	No	21	47.62	n/a	n/a	0.01	NP
Fluoride (mg/L)	GWC-6	0	-28	-87	No	21	47.62	n/a	n/a	0.01	NP
Nickel (mg/L)	GWA-15 (bg)	0	-171	-146	Yes	30	66.67	n/a	n/a	0.01	NP
Nickel (mg/L)	GWA-16 (bg)	0	-12	-139	No	29	96.55	n/a	n/a	0.01	NP
Nickel (mg/L)	GWA-17 (bg)	0	-44	-146	No	30	86.67	n/a	n/a	0.01	NP
Nickel (mg/L)	GWC-1	0	-122	-139	No	29	68.97	n/a	n/a	0.01	NP
Nickel (mg/L)	GWC-8A	0.0001863	130	139	No	29	37.93	n/a	n/a	0.01	NP
pH (S.U.)	GWA-15 (bg)	-0.01534	-96	-111	No	25	0	n/a	n/a	0.01	NP
pH (S.U.)	GWA-16 (bg)	0.003626	14	105	No	24	0	n/a	n/a	0.01	NP
pH (S.U.)	GWA-17 (bg)	0.04087	156	105	Yes	24	0	n/a	n/a	0.01	NP
pH (S.U.)	GWC-7	0.007686	42	105	No	24	0	n/a	n/a	0.01	NP
Sulfate (mg/L)	GWA-15 (bg)	0.2001	94	87	Yes	21	38.1	n/a	n/a	0.01	NP
Sulfate (mg/L)	GWA-16 (bg)	0	-9	-87	No	21	85.71	n/a	n/a	0.01	NP
Sulfate (mg/L)	GWA-17 (bg)	0	2	87	No	21	80.95	n/a	n/a	0.01	NP
Sulfate (mg/L)	GWC-10	0.4746	201	98	Yes	23	13.04	n/a	n/a	0.01	NP
Sulfate (mg/L)	GWC-3	0	45	92	No	22	50	n/a	n/a	0.01	NP
Sulfate (mg/L)	GWC-4	2.423	126	98	Yes	23	0	n/a	n/a	0.01	NP
Total Dissolved Solids (mg/L)	GWA-15 (bg)	2.064	61	87	No	21	9.524	n/a	n/a	0.01	NP
Total Dissolved Solids (mg/L)	GWA-16 (bg)	1.435	20	87	No	21	0	n/a	n/a	0.01	NP
Total Dissolved Solids (mg/L)	GWA-17 (bg)	4.034	69	87	No	21	0	n/a	n/a	0.01	NP
Total Dissolved Solids (mg/L)	GWC-4	11.37	155	92	Yes	22	0	n/a	n/a	0.01	NP
Total Dissolved Solids (mg/L)	GWC-8A	28.16	107	74	Yes	19	0	n/a	n/a	0.01	NP

Sen's Slope Estimator

GWA-15 (bg)

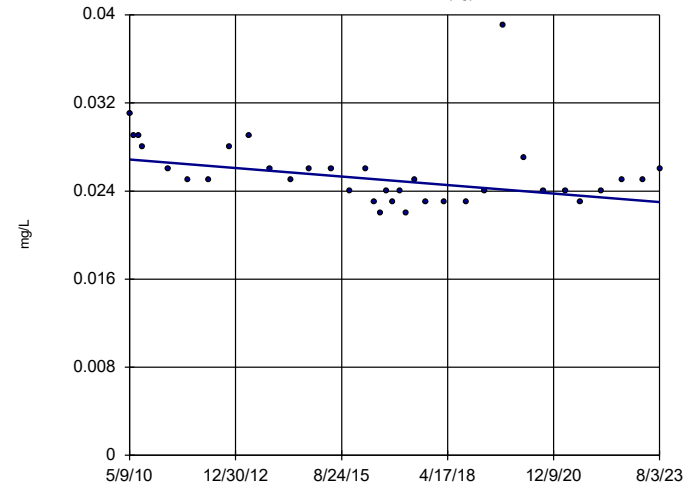


n = 35
Slope = 0
units per year.
Mann-Kendall
statistic = 58
critical = 184
Trend not sig-
nificant at 99%
confidence level
($\alpha = 0.005$ per
tail).

Constituent: Barium, Total Analysis Run 9/26/2023 4:11 PM View: Trend Tests
Plant Scherer Client: Southern Company Data: Scherer Cell 1-CCR

Sen's Slope Estimator

GWA-16 (bg)

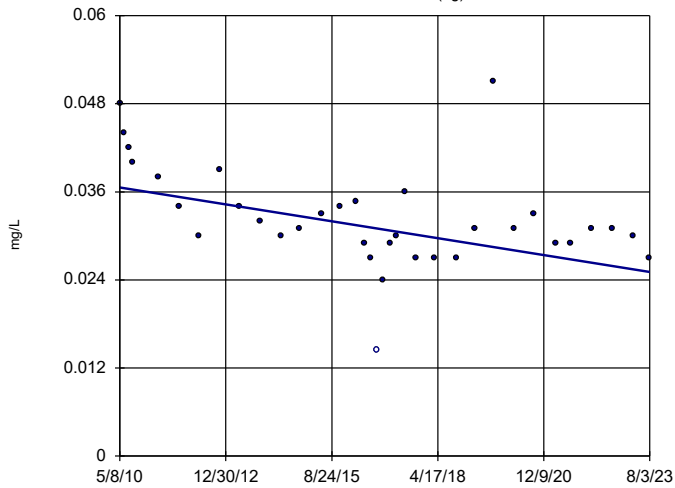


n = 35
Slope = -0.0002921
units per year.
Mann-Kendall
statistic = -190
critical = -184
Decreasing trend
significant at 99%
confidence level
($\alpha = 0.005$ per
tail).

Constituent: Barium, Total Analysis Run 9/26/2023 4:11 PM View: Trend Tests
Plant Scherer Client: Southern Company Data: Scherer Cell 1-CCR

Sen's Slope Estimator

GWA-17 (bg)

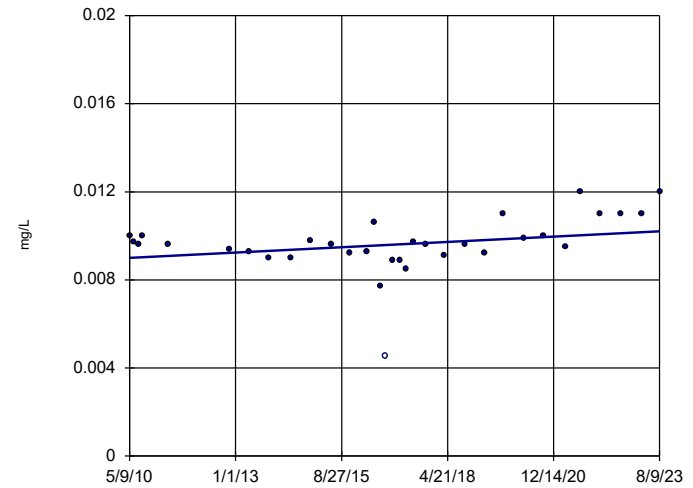


n = 35
Slope = -0.0008682
units per year.
Mann-Kendall
statistic = -225
critical = -184
Decreasing trend
significant at 99%
confidence level
($\alpha = 0.005$ per
tail).

Constituent: Barium, Total Analysis Run 9/26/2023 4:11 PM View: Trend Tests
Plant Scherer Client: Southern Company Data: Scherer Cell 1-CCR

Sen's Slope Estimator

GWC-14

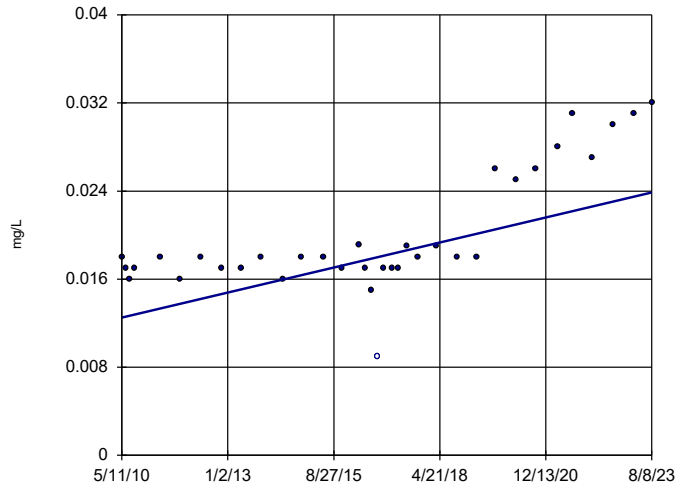


n = 33
Slope = 0.00009021
units per year.
Mann-Kendall
statistic = 114
critical = 167
Trend not sig-
nificant at 99%
confidence level
($\alpha = 0.005$ per
tail).

Constituent: Barium, Total Analysis Run 9/26/2023 4:11 PM View: Trend Tests
Plant Scherer Client: Southern Company Data: Scherer Cell 1-CCR

Sen's Slope Estimator

GWC-19

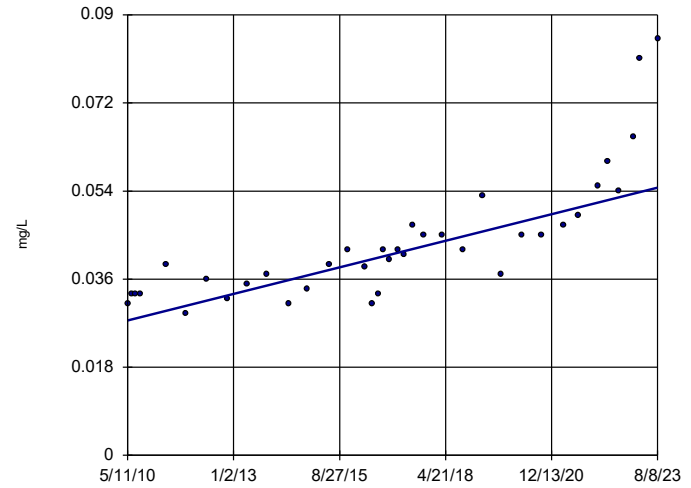


n = 35
 Slope = 0.0008561
 units per year.
 Mann-Kendall
 statistic = 311
 critical = 184
 Increasing trend
 significant at 99%
 confidence level
 ($\alpha = 0.005$ per
 tail).

Constituent: Barium, Total Analysis Run 9/26/2023 4:11 PM View: Trend Tests
 Plant Scherer Client: Southern Company Data: Scherer Cell 1-CCR

Sen's Slope Estimator

GWC-4

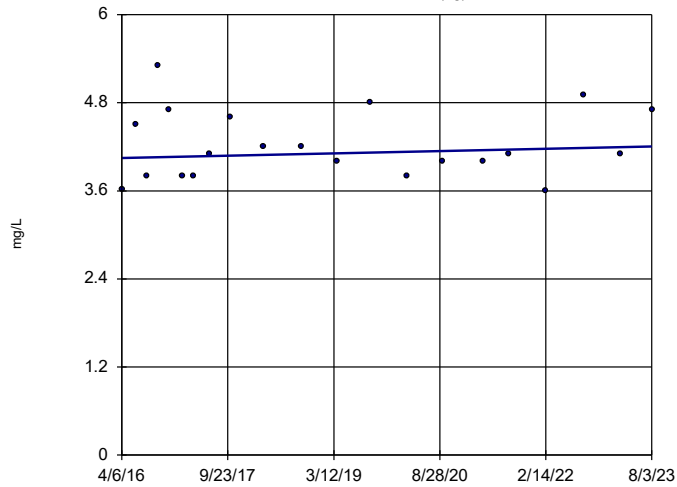


n = 37
 Slope = 0.002047
 units per year.
 Mann-Kendall
 statistic = 482
 critical = 199
 Increasing trend
 significant at 99%
 confidence level
 ($\alpha = 0.005$ per
 tail).

Constituent: Barium, Total Analysis Run 9/26/2023 4:11 PM View: Trend Tests
 Plant Scherer Client: Southern Company Data: Scherer Cell 1-CCR

Sen's Slope Estimator

GWA-15 (bg)

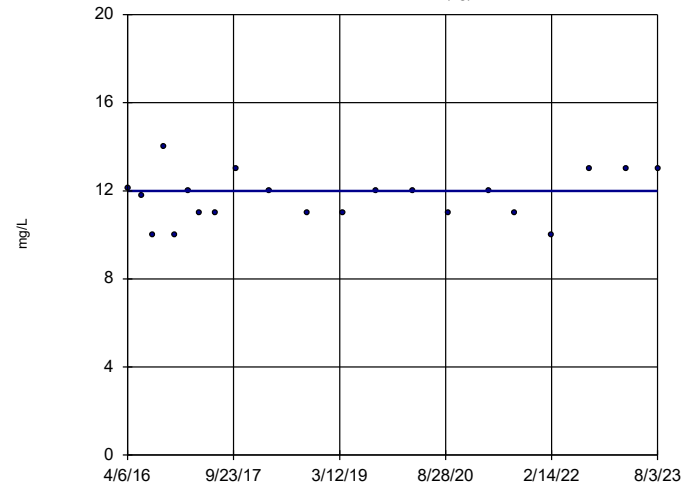


n = 21
 Slope = 0.02129
 units per year.
 Mann-Kendall
 statistic = 16
 critical = 87
 Trend not sig-
 nificant at 99%
 confidence level
 ($\alpha = 0.005$ per
 tail).

Constituent: Calcium Analysis Run 9/26/2023 4:11 PM View: Trend Tests
 Plant Scherer Client: Southern Company Data: Scherer Cell 1-CCR

Sen's Slope Estimator

GWA-16 (bg)

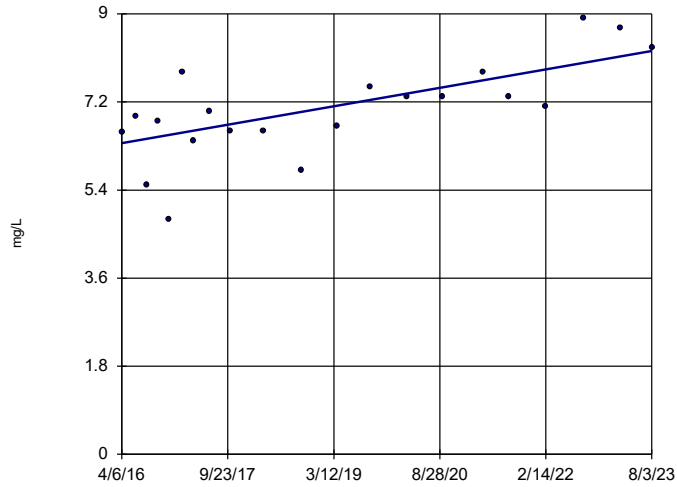


n = 21
 Slope = 0
 units per year.
 Mann-Kendall
 statistic = 24
 critical = 87
 Trend not sig-
 nificant at 99%
 confidence level
 ($\alpha = 0.005$ per
 tail).

Constituent: Calcium Analysis Run 9/26/2023 4:11 PM View: Trend Tests
 Plant Scherer Client: Southern Company Data: Scherer Cell 1-CCR

Sen's Slope Estimator

GWA-17 (bg)

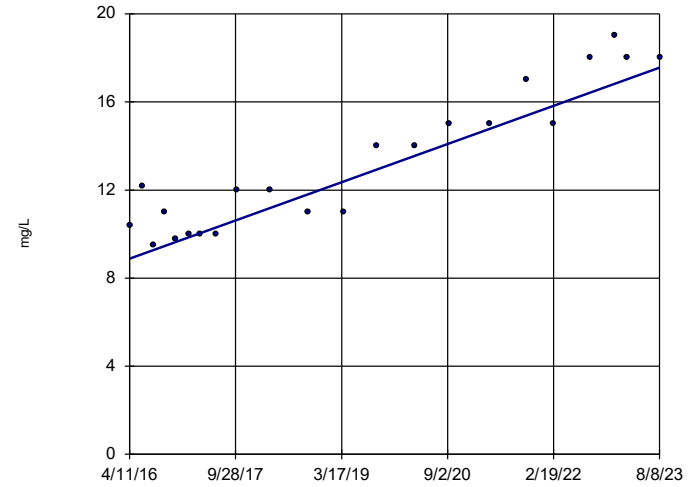


n = 21
 Slope = 0.257
 units per year.
 Mann-Kendall
 statistic = 107
 critical = 87
 Increasing trend
 significant at 99%
 confidence level
 ($\alpha = 0.005$ per
 tail).

Constituent: Calcium Analysis Run 9/26/2023 4:11 PM View: Trend Tests
 Plant Scherer Client: Southern Company Data: Scherer Cell 1-CCR

Sen's Slope Estimator

GWC-19

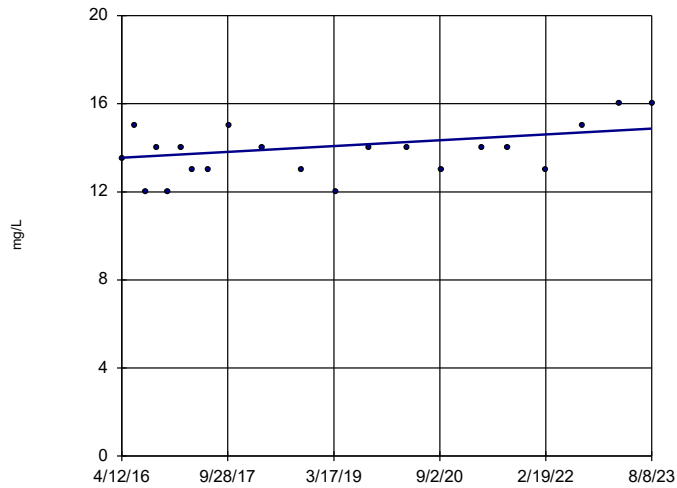


n = 22
 Slope = 1.182
 units per year.
 Mann-Kendall
 statistic = 165
 critical = 92
 Increasing trend
 significant at 99%
 confidence level
 ($\alpha = 0.005$ per
 tail).

Constituent: Calcium Analysis Run 9/26/2023 4:11 PM View: Trend Tests
 Plant Scherer Client: Southern Company Data: Scherer Cell 1-CCR

Sen's Slope Estimator

GWC-20

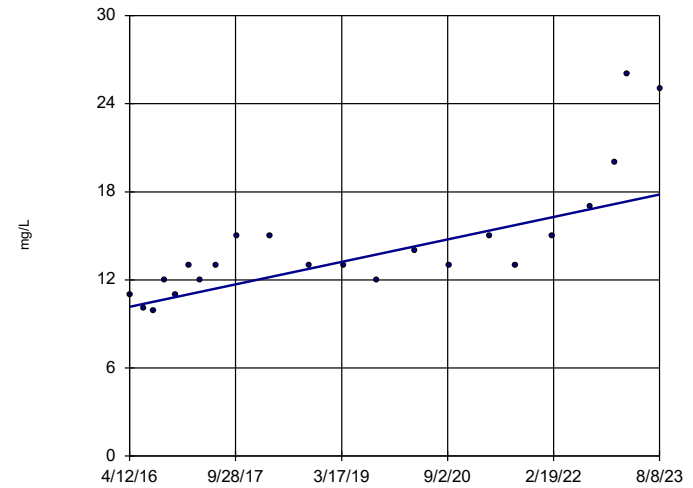


n = 21
 Slope = 0.1807
 units per year.
 Mann-Kendall
 statistic = 56
 critical = 87
 Trend not sig-
 nificant at 99%
 confidence level
 ($\alpha = 0.005$ per
 tail).

Constituent: Calcium Analysis Run 9/26/2023 4:11 PM View: Trend Tests
 Plant Scherer Client: Southern Company Data: Scherer Cell 1-CCR

Sen's Slope Estimator

GWC-4

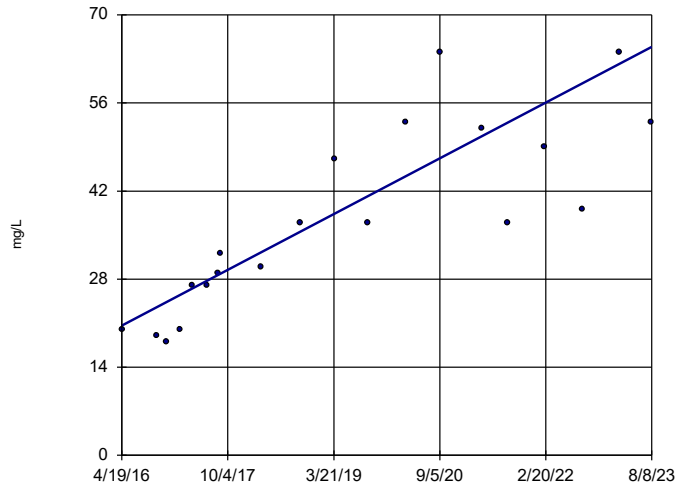


n = 22
 Slope = 1.046
 units per year.
 Mann-Kendall
 statistic = 156
 critical = 92
 Increasing trend
 significant at 99%
 confidence level
 ($\alpha = 0.005$ per
 tail).

Constituent: Calcium Analysis Run 9/26/2023 4:11 PM View: Trend Tests
 Plant Scherer Client: Southern Company Data: Scherer Cell 1-CCR

Sen's Slope Estimator

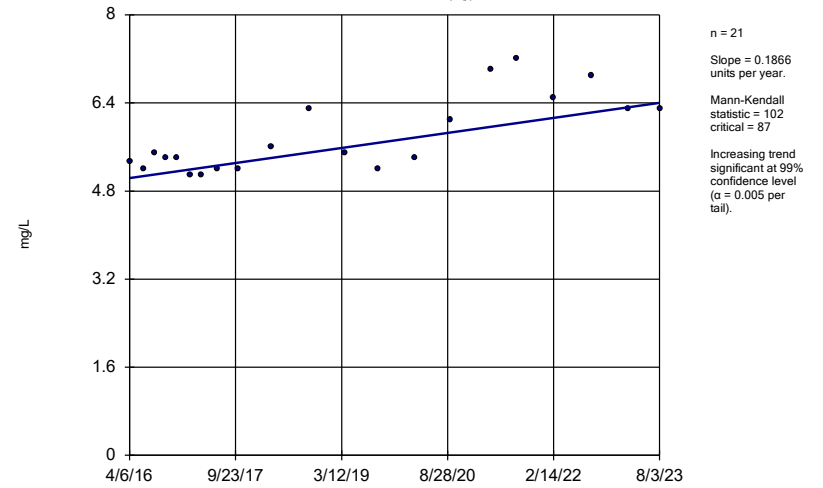
GWC-8A



Constituent: Calcium Analysis Run 9/26/2023 4:11 PM View: Trend Tests
Plant Scherer Client: Southern Company Data: Scherer Cell 1-CCR

Sen's Slope Estimator

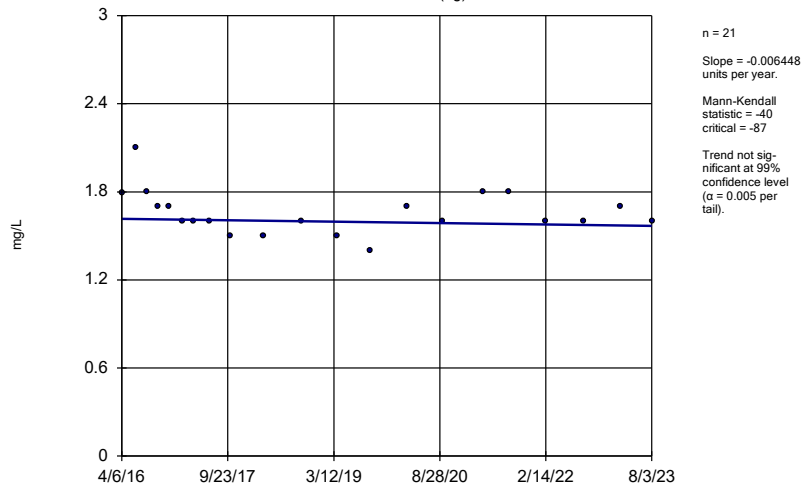
GWA-15 (bg)



Constituent: Chloride Analysis Run 9/26/2023 4:11 PM View: Trend Tests
Plant Scherer Client: Southern Company Data: Scherer Cell 1-CCR

Sen's Slope Estimator

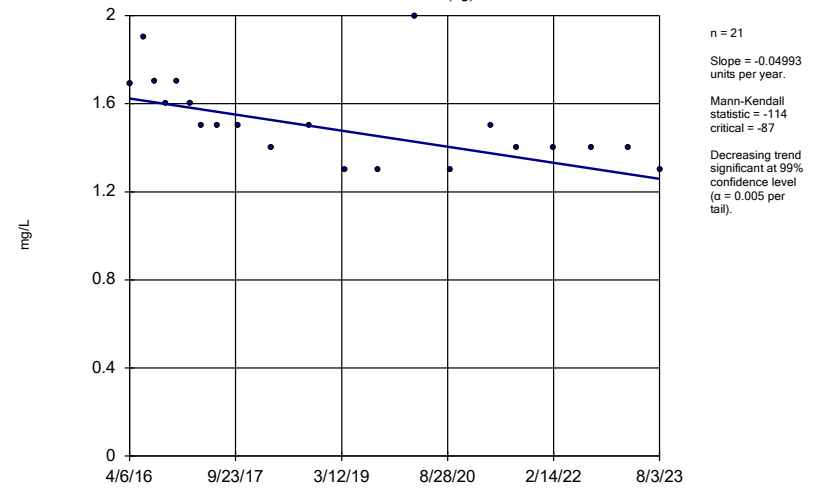
GWA-16 (bg)



Constituent: Chloride Analysis Run 9/26/2023 4:11 PM View: Trend Tests
Plant Scherer Client: Southern Company Data: Scherer Cell 1-CCR

Sen's Slope Estimator

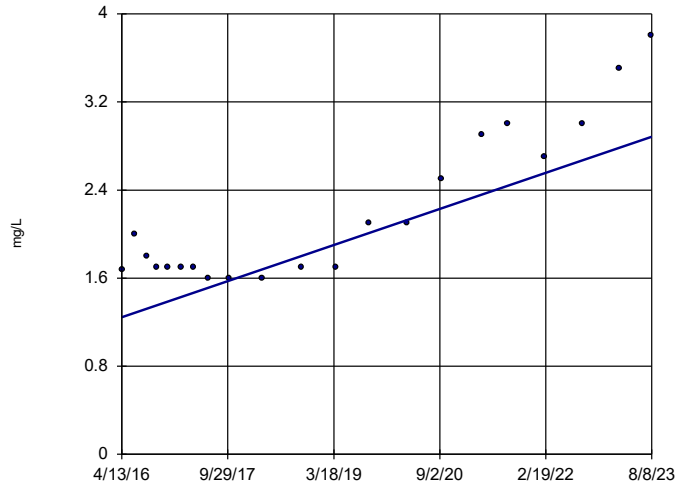
GWA-17 (bg)



Constituent: Chloride Analysis Run 9/26/2023 4:11 PM View: Trend Tests
Plant Scherer Client: Southern Company Data: Scherer Cell 1-CCR

Sen's Slope Estimator

GWC-7

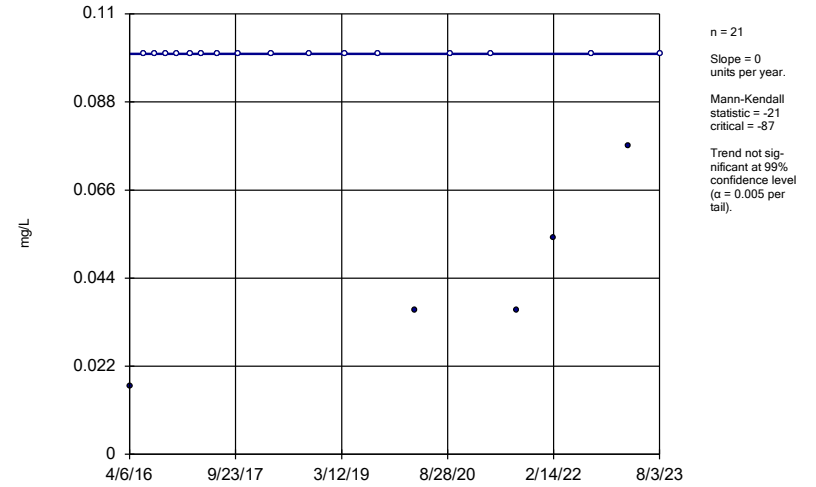


Constituent: Chloride Analysis Run 9/26/2023 4:11 PM View: Trend Tests
Plant Scherer Client: Southern Company Data: Scherer Cell 1-CCR

Hollow symbols indicate censored values.

Sen's Slope Estimator

GWA-15 (bg)

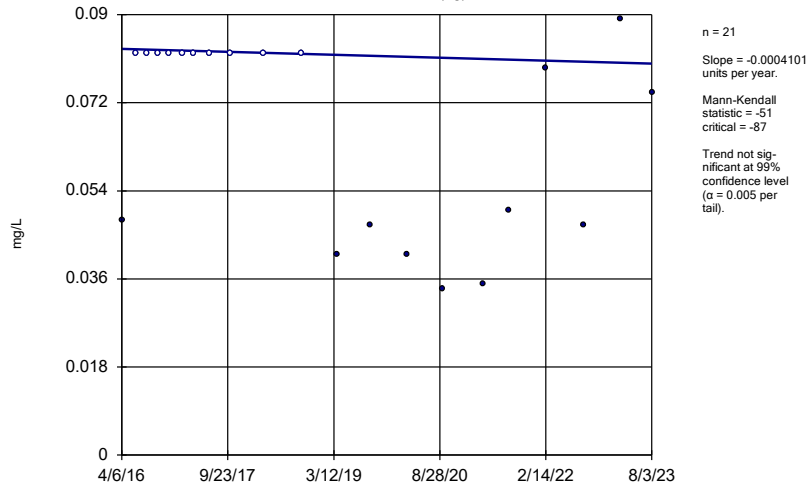


Constituent: Fluoride Analysis Run 9/26/2023 4:11 PM View: Trend Tests
Plant Scherer Client: Southern Company Data: Scherer Cell 1-CCR

Hollow symbols indicate censored values.

Sen's Slope Estimator

GWA-16 (bg)

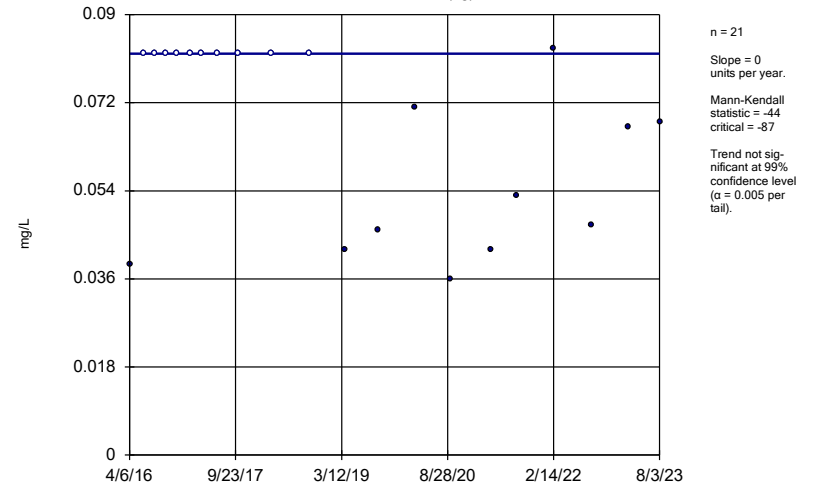


Constituent: Fluoride Analysis Run 9/26/2023 4:11 PM View: Trend Tests
Plant Scherer Client: Southern Company Data: Scherer Cell 1-CCR

Hollow symbols indicate censored values.

Sen's Slope Estimator

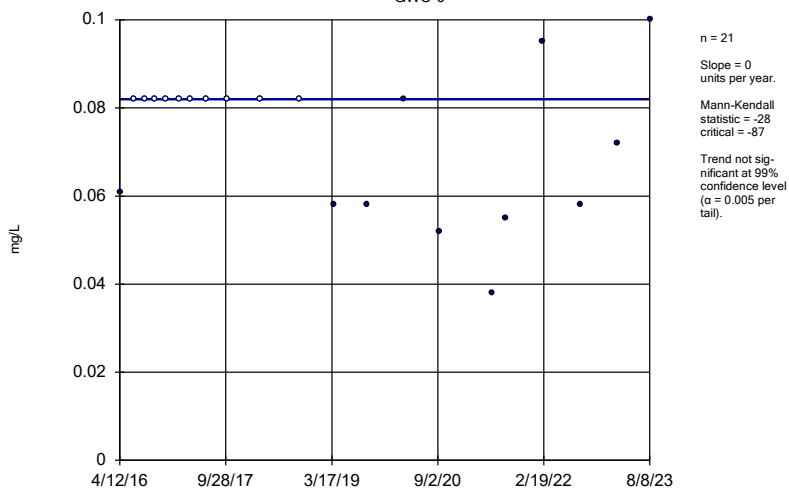
GWA-17 (bg)



Constituent: Fluoride Analysis Run 9/26/2023 4:11 PM View: Trend Tests
Plant Scherer Client: Southern Company Data: Scherer Cell 1-CCR

Sen's Slope Estimator

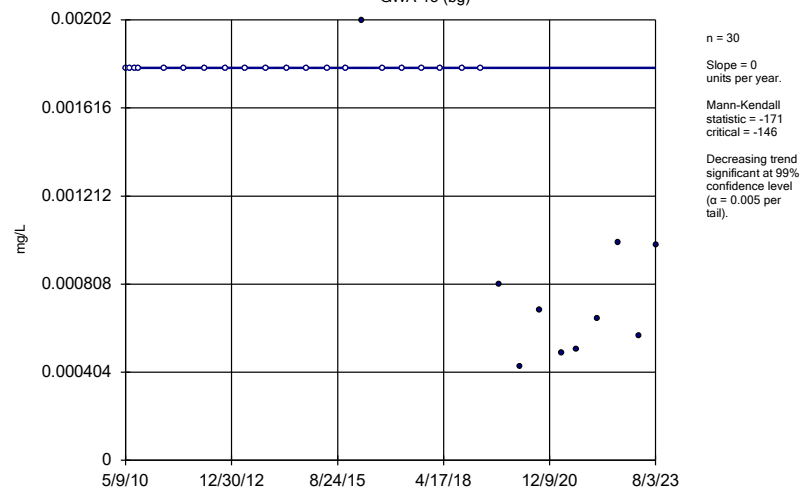
GWC-6



Constituent: Fluoride Analysis Run 9/26/2023 4:11 PM View: Trend Tests
 Plant Scherer Client: Southern Company Data: Scherer Cell 1-CCR

Sen's Slope Estimator

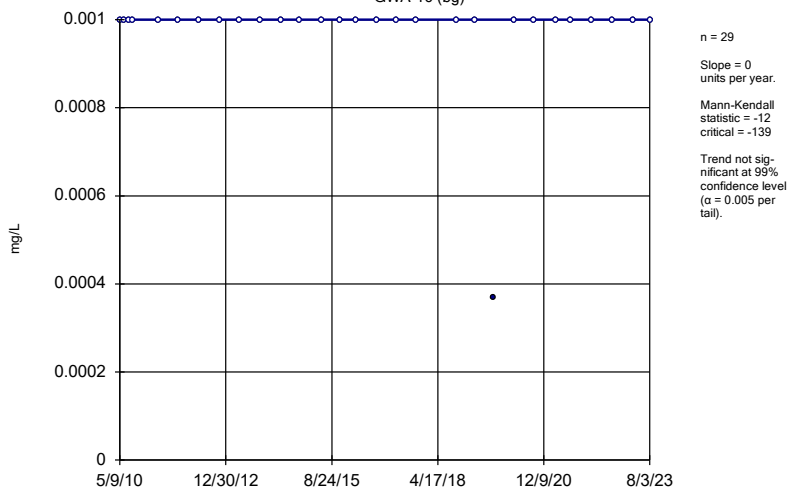
GWA-15 (bg)



Constituent: Nickel Analysis Run 9/26/2023 4:11 PM View: Trend Tests
 Plant Scherer Client: Southern Company Data: Scherer Cell 1-CCR

Sen's Slope Estimator

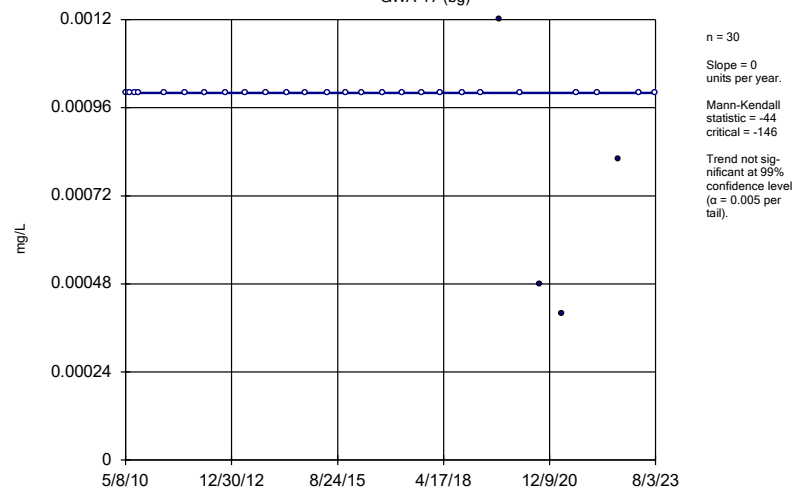
GWA-16 (bg)



Constituent: Nickel Analysis Run 9/26/2023 4:11 PM View: Trend Tests
 Plant Scherer Client: Southern Company Data: Scherer Cell 1-CCR

Sen's Slope Estimator

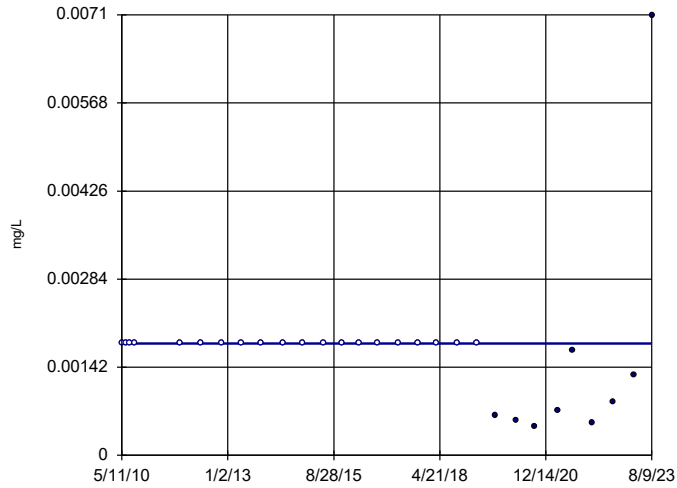
GWA-17 (bg)



Constituent: Nickel Analysis Run 9/26/2023 4:11 PM View: Trend Tests
 Plant Scherer Client: Southern Company Data: Scherer Cell 1-CCR

Sen's Slope Estimator

GWC-1

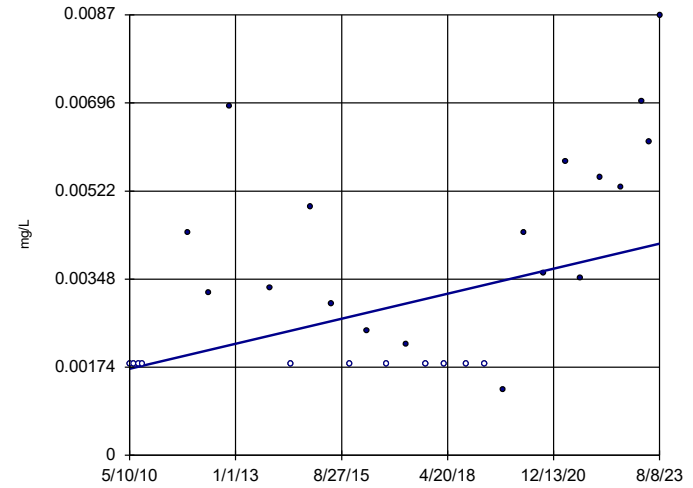


n = 29
Slope = 0
units per year.
Mann-Kendall
statistic = -122
critical = -139
Trend not sig-
nificant at 99%
confidence level
($\alpha = 0.005$ per
tail).

Constituent: Nickel Analysis Run 9/26/2023 4:11 PM View: Trend Tests
Plant Scherer Client: Southern Company Data: Scherer Cell 1-CCR

Sen's Slope Estimator

GWC-8A

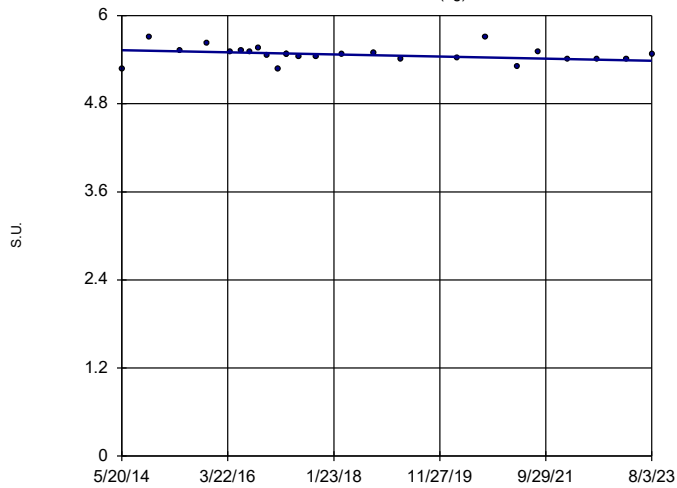


n = 29
Slope = 0.0001863
units per year.
Mann-Kendall
statistic = 130
critical = 139
Trend not sig-
nificant at 99%
confidence level
($\alpha = 0.005$ per
tail).

Constituent: Nickel Analysis Run 9/26/2023 4:11 PM View: Trend Tests
Plant Scherer Client: Southern Company Data: Scherer Cell 1-CCR

Sen's Slope Estimator

GWA-15 (bg)

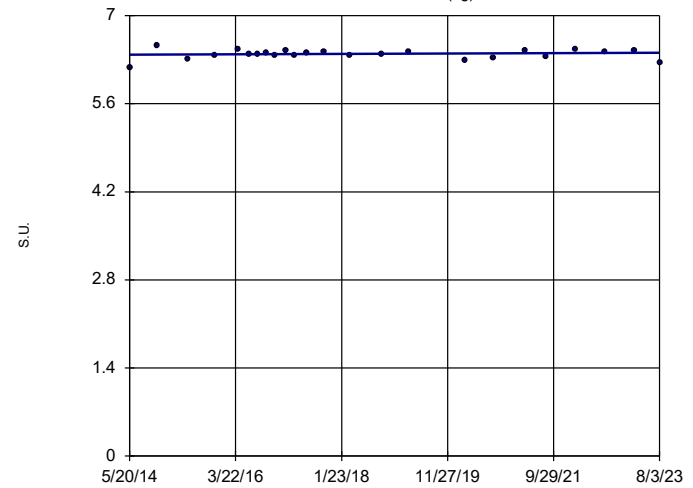


n = 25
Slope = -0.01534
units per year.
Mann-Kendall
statistic = -96
critical = -111
Trend not sig-
nificant at 99%
confidence level
($\alpha = 0.005$ per
tail).

Constituent: pH Analysis Run 9/26/2023 4:11 PM View: Trend Tests
Plant Scherer Client: Southern Company Data: Scherer Cell 1-CCR

Sen's Slope Estimator

GWA-16 (bg)

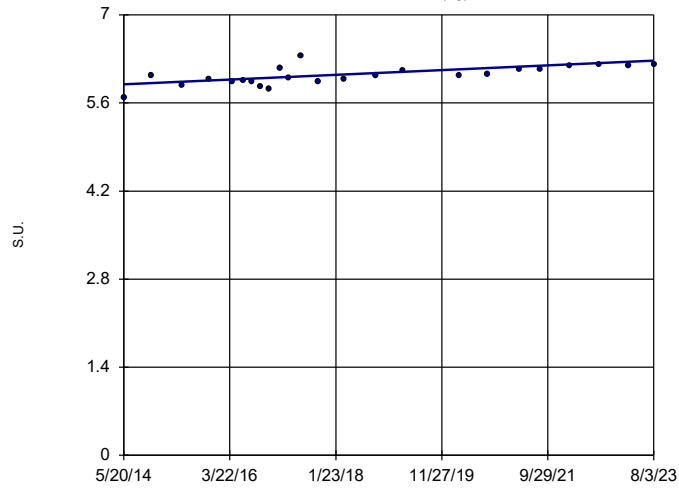


n = 24
Slope = 0.003626
units per year.
Mann-Kendall
statistic = 14
critical = 105
Trend not sig-
nificant at 99%
confidence level
($\alpha = 0.005$ per
tail).

Constituent: pH Analysis Run 9/26/2023 4:11 PM View: Trend Tests
Plant Scherer Client: Southern Company Data: Scherer Cell 1-CCR

Sen's Slope Estimator

GWA-17 (bg)

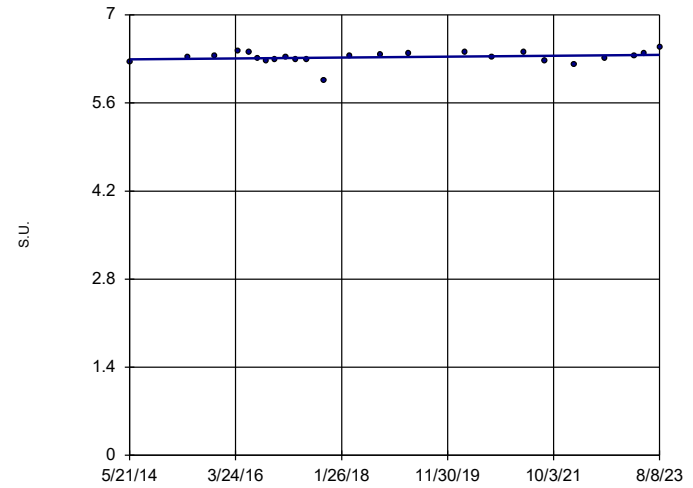


n = 24
 Slope = 0.04087
 units per year.
 Mann-Kendall
 statistic = 156
 critical = 105
 Increasing trend
 significant at 99%
 confidence level
 ($\alpha = 0.005$ per
 tail).

Constituent: pH Analysis Run 9/26/2023 4:11 PM View: Trend Tests
 Plant Scherer Client: Southern Company Data: Scherer Cell 1-CCR

Sen's Slope Estimator

GWC-7

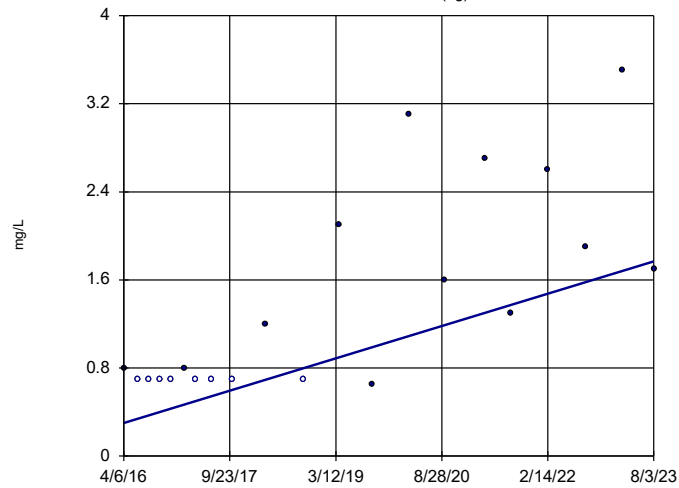


n = 24
 Slope = 0.007686
 units per year.
 Mann-Kendall
 statistic = 42
 critical = 105
 Trend not sig-
 nificant at 99%
 confidence level
 ($\alpha = 0.005$ per
 tail).

Constituent: pH Analysis Run 9/26/2023 4:11 PM View: Trend Tests
 Plant Scherer Client: Southern Company Data: Scherer Cell 1-CCR

Sen's Slope Estimator

GWA-15 (bg)

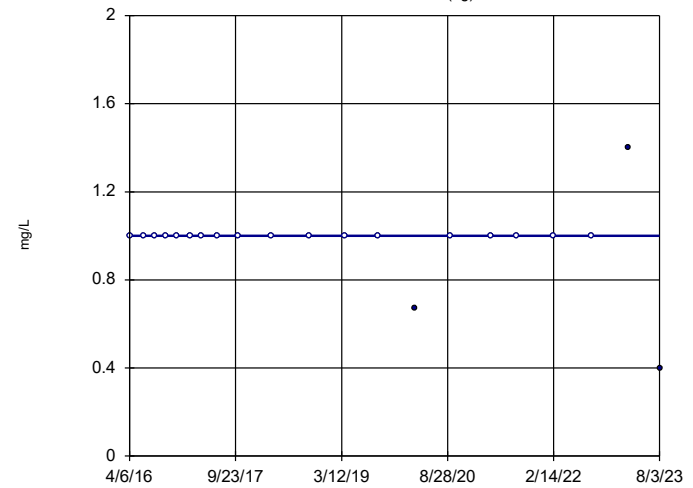


n = 21
 Slope = 0.2001
 units per year.
 Mann-Kendall
 statistic = 94
 critical = 87
 Increasing trend
 significant at 99%
 confidence level
 ($\alpha = 0.005$ per
 tail).

Constituent: Sulfate Analysis Run 9/26/2023 4:11 PM View: Trend Tests
 Plant Scherer Client: Southern Company Data: Scherer Cell 1-CCR

Sen's Slope Estimator

GWA-16 (bg)

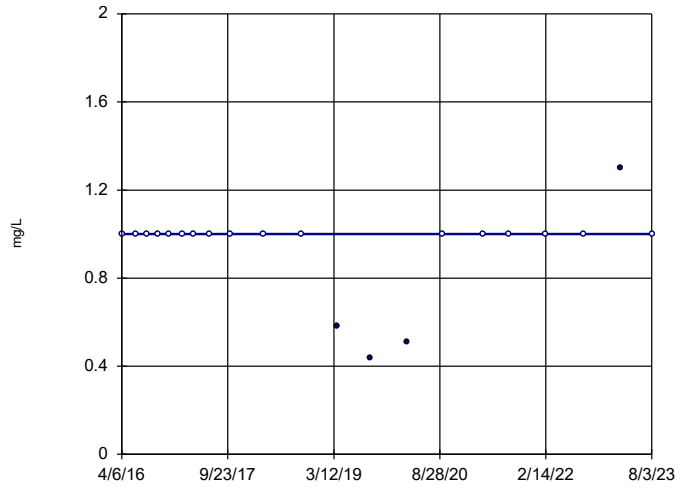


n = 21
 Slope = 0
 units per year.
 Mann-Kendall
 statistic = -9
 critical = -87
 Trend not sig-
 nificant at 99%
 confidence level
 ($\alpha = 0.005$ per
 tail).

Constituent: Sulfate Analysis Run 9/26/2023 4:11 PM View: Trend Tests
 Plant Scherer Client: Southern Company Data: Scherer Cell 1-CCR

Sen's Slope Estimator

GWA-17 (bg)

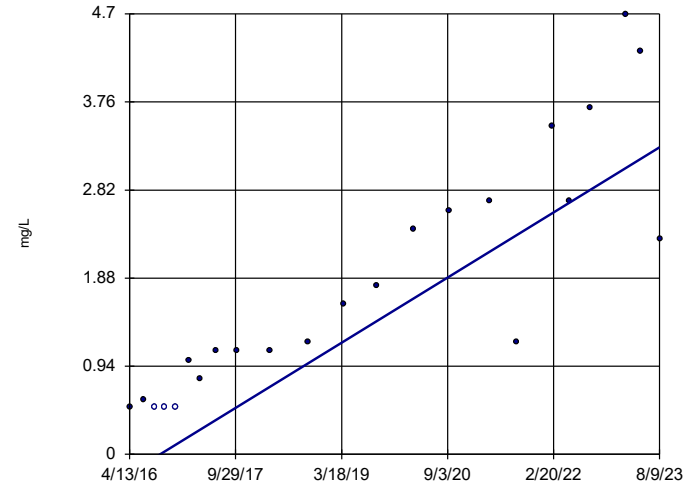


n = 21
Slope = 0
units per year.
Mann-Kendall
statistic = 2
critical = 87
Trend not sig-
nificant at 99%
confidence level
($\alpha = 0.005$ per
tail).

Constituent: Sulfate Analysis Run 9/26/2023 4:11 PM View: Trend Tests
Plant Scherer Client: Southern Company Data: Scherer Cell 1-CCR

Sen's Slope Estimator

GWC-10

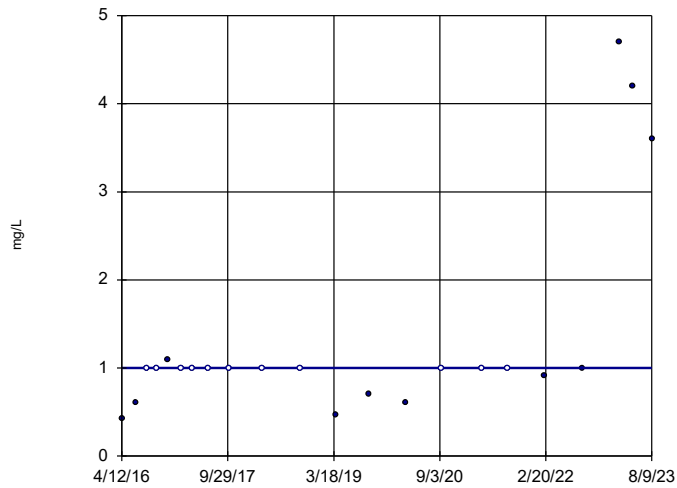


n = 23
Slope = 0.4746
units per year.
Mann-Kendall
statistic = 201
critical = 98
Increasing trend
significant at 99%
confidence level
($\alpha = 0.005$ per
tail).

Constituent: Sulfate Analysis Run 9/26/2023 4:11 PM View: Trend Tests
Plant Scherer Client: Southern Company Data: Scherer Cell 1-CCR

Sen's Slope Estimator

GWC-3

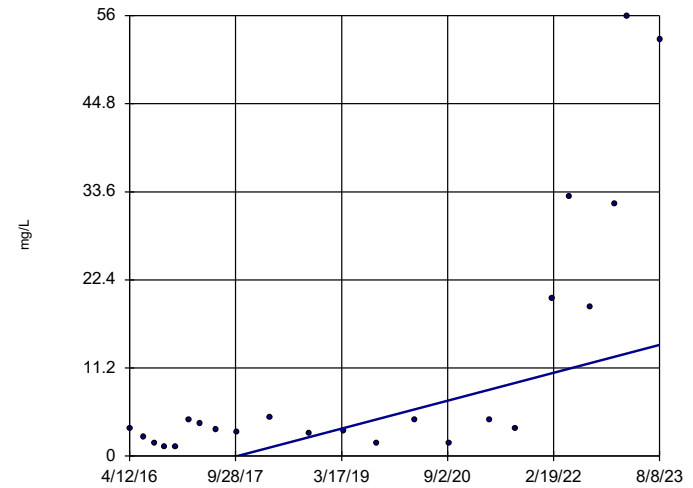


n = 22
Slope = 0
units per year.
Mann-Kendall
statistic = 45
critical = 92
Trend not sig-
nificant at 99%
confidence level
($\alpha = 0.005$ per
tail).

Constituent: Sulfate Analysis Run 9/26/2023 4:11 PM View: Trend Tests
Plant Scherer Client: Southern Company Data: Scherer Cell 1-CCR

Sen's Slope Estimator

GWC-4

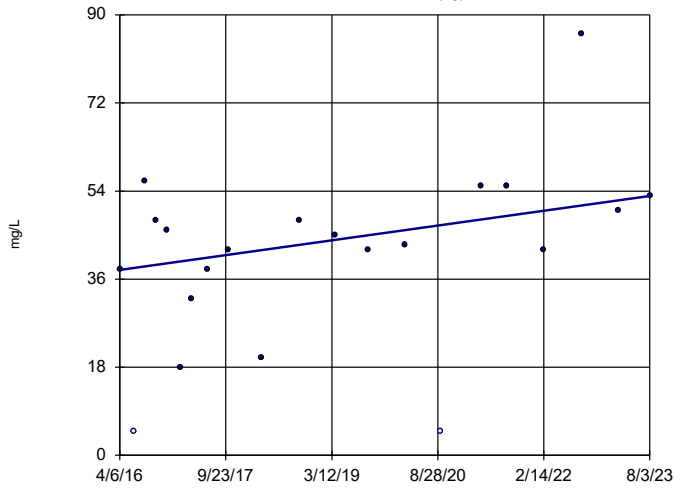


n = 23
Slope = 2.423
units per year.
Mann-Kendall
statistic = 126
critical = 98
Increasing trend
significant at 99%
confidence level
($\alpha = 0.005$ per
tail).

Constituent: Sulfate Analysis Run 9/26/2023 4:11 PM View: Trend Tests
Plant Scherer Client: Southern Company Data: Scherer Cell 1-CCR

Sen's Slope Estimator

GWA-15 (bg)

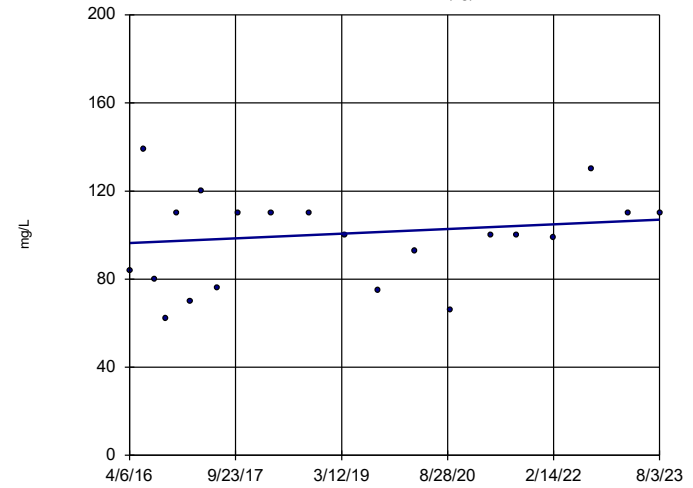


n = 21
Slope = 2.064
units per year.
Mann-Kendall
statistic = 61
critical = 87
Trend not sig-
nificant at 99%
confidence level
($\alpha = 0.005$ per
tail).

Constituent: Total Dissolved Solids Analysis Run 9/26/2023 4:11 PM View: Trend Tests
Plant Scherer Client: Southern Company Data: Scherer Cell 1-CCR

Sen's Slope Estimator

GWA-16 (bg)

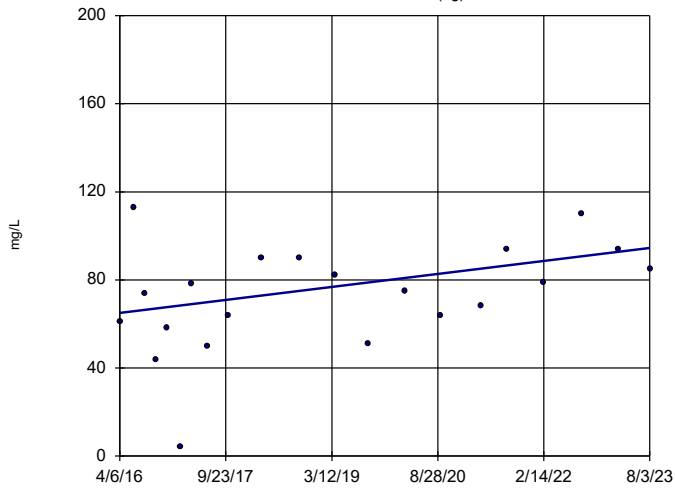


n = 21
Slope = 1.435
units per year.
Mann-Kendall
statistic = 20
critical = 87
Trend not sig-
nificant at 99%
confidence level
($\alpha = 0.005$ per
tail).

Constituent: Total Dissolved Solids Analysis Run 9/26/2023 4:11 PM View: Trend Tests
Plant Scherer Client: Southern Company Data: Scherer Cell 1-CCR

Sen's Slope Estimator

GWA-17 (bg)

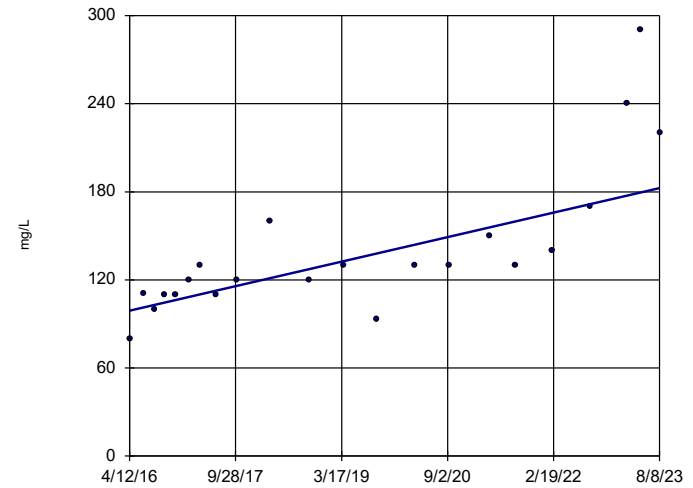


n = 21
Slope = 4.034
units per year.
Mann-Kendall
statistic = 69
critical = 87
Trend not sig-
nificant at 99%
confidence level
($\alpha = 0.005$ per
tail).

Constituent: Total Dissolved Solids Analysis Run 9/26/2023 4:11 PM View: Trend Tests
Plant Scherer Client: Southern Company Data: Scherer Cell 1-CCR

Sen's Slope Estimator

GWC-4

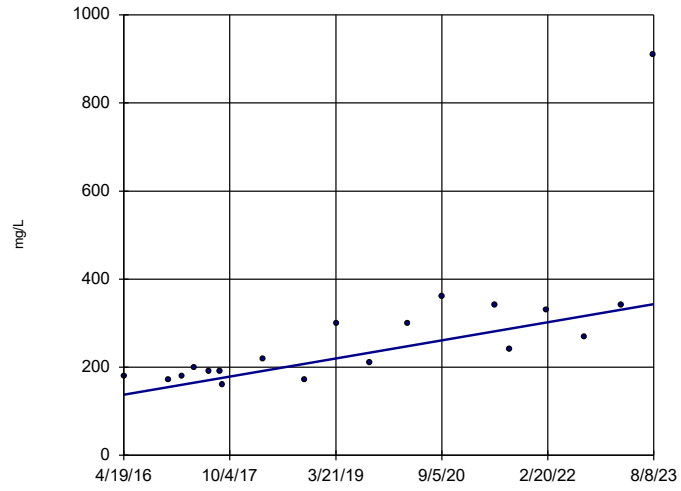


n = 22
Slope = 11.37
units per year.
Mann-Kendall
statistic = 155
critical = 92
Increasing trend
significant at 99%
confidence level
($\alpha = 0.005$ per
tail).

Constituent: Total Dissolved Solids Analysis Run 9/26/2023 4:11 PM View: Trend Tests
Plant Scherer Client: Southern Company Data: Scherer Cell 1-CCR

Sen's Slope Estimator

GWC-8A



n = 19
Slope = 28.16
units per year.
Mann-Kendall
statistic = 107
critical = 74
Increasing trend
significant at 99%
confidence level
($\alpha = 0.005$ per
tail).

Constituent: Total Dissolved Solids Analysis Run 9/26/2023 4:11 PM View: Trend Tests
Plant Scherer Client: Southern Company Data: Scherer Cell 1-CCR

FIGURE J.

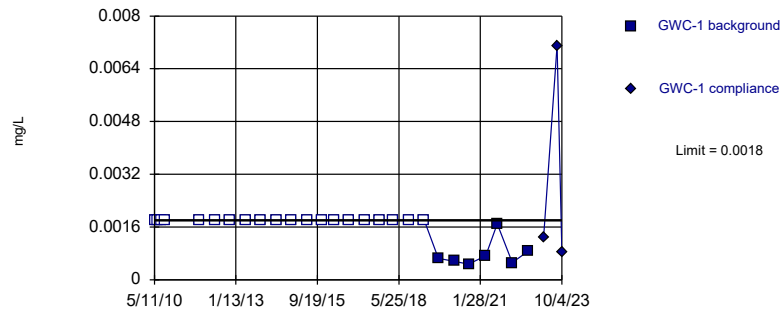
Appendix I Intrawell Prediction Limits - October 2023 Resample - All Results (No Significant)

Plant Scherer Client: Southern Company Data: Scherer Cell 1-CCR Printed 10/16/2023, 3:50 PM

Constituent	Well	Upper Lim	Lower Lim	LimDate	Observ.	Sig.	Bg N	Bg Mean	Std. Dev.	%NDs	ND Adj.	Transform	Alpha	Method
Nickel (mg/L)	GWC-1	0.0018	n/a	10/4/2023	0.00085J	No	27	n/a	n/a	74.07	n/a	n/a	0.002502	NP Intra (NDs) 1 of 2
Nickel (mg/L)	GWC-8A	0.0069	n/a	10/4/2023	0.0052	No	26	n/a	n/a	42.31	n/a	n/a	0.002667	NP Intra (normality) 1 of 2

Within Limit

Prediction Limit
 Intrawell Non-parametric

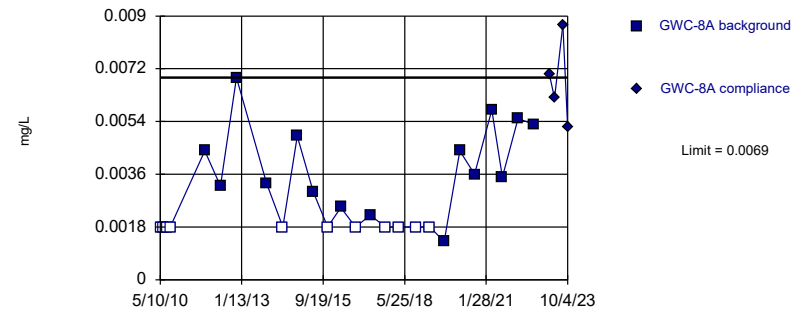


Non-parametric test used in lieu of parametric prediction limit because censored data exceeded 50%. Limit is highest of 27 background values. 74.07% NDs. Well-constituent pair annual alpha = 0.004998. Individual comparison alpha = 0.002502 (1 of 2).

Constituent: Nickel Analysis Run 10/16/2023 3:48 PM View: Appendix I - Resample
 Plant Scherer Client: Southern Company Data: Scherer Cell 1-CCR

Within Limit

Prediction Limit
 Intrawell Non-parametric



Non-parametric test used in lieu of parametric prediction limit because the Shapiro Wilk normality test showed the data to be non-normal at the 0.01 alpha level. Limit is highest of 26 background values. 42.31% NDs. Well-constituent pair annual alpha = 0.005327. Individual comparison alpha = 0.002667 (1 of 2).

Constituent: Nickel Analysis Run 10/16/2023 3:48 PM View: Appendix I - Resample
 Plant Scherer Client: Southern Company Data: Scherer Cell 1-CCR

Prediction Limit

Constituent: Nickel (mg/L) Analysis Run 10/16/2023 3:50 PM View: Appendix I - Resample
Plant Scherer Client: Southern Company Data: Scherer Cell 1-CCR

	GWC-1	GWC-1
5/11/2010	<0.0018	
6/17/2010	<0.0018	
7/27/2010	<0.0018	
9/9/2010	<0.0018	
4/28/2011	0.0086 (O)	
10/29/2011	<0.0018	
5/3/2012	<0.0018	
11/9/2012	<0.0018	
5/9/2013	<0.0018	
11/5/2013	<0.0018	
5/23/2014	<0.0018	
11/13/2014	<0.0018	
5/23/2015	<0.0018	
11/11/2015	<0.0018	
4/12/2016	<0.0018	
10/4/2016	<0.0018	
4/5/2017	<0.0018	
10/4/2017	<0.0018	
3/20/2018	<0.0018	
10/2/2018	<0.0018	
3/26/2019	<0.0018	
9/10/2019	0.00065 (J)	
3/18/2020	0.00056 (J)	
9/9/2020	0.00047 (J)	
4/1/2021	0.00073 (J)	
8/18/2021	0.0017	
2/15/2022	0.00052 (J)	
8/24/2022	0.00086 (J)	
2/27/2023		0.0013
8/9/2023		0.0071
10/4/2023		0.00085 (JR)

Prediction Limit

Constituent: Nickel (mg/L) Analysis Run 10/16/2023 3:50 PM View: Appendix I - Resample
Plant Scherer Client: Southern Company Data: Scherer Cell 1-CCR

	GWC-8A	GWC-8A
5/10/2010	<0.0018	
6/19/2010	<0.0018	
7/28/2010	<0.0018	
9/8/2010	<0.0018	
4/30/2011	0.008 (O)	
10/27/2011	0.0044 (J)	
5/4/2012	0.0032 (J)	
11/11/2012	0.0069	
5/10/2013	0.0093 (O)	
11/7/2013	0.0033 (J)	
5/21/2014	<0.0018	
11/13/2014	0.0049 (J)	
5/23/2015	0.003 (J)	
11/11/2015	<0.0018	
4/19/2016	0.00247 (J)	
10/10/2016	<0.0018	
4/7/2017	0.0022 (J)	
10/9/2017	<0.0018	
3/22/2018	<0.0018	
10/4/2018	<0.0018	
3/27/2019	<0.0018	
9/11/2019	0.0013	
3/18/2020	0.0044	
9/9/2020	0.0036	
4/5/2021	0.0058	
8/12/2021	0.0035	
2/15/2022	0.0055	
8/25/2022	0.0053	
2/27/2023		0.007
5/2/2023		0.0062
8/8/2023		0.0087
10/4/2023		0.0052 (R)

FIGURE K.

Appendix III Intrawell Prediction Limit - October 2023 Resample - Significant Results

Plant Scherer Client: Southern Company Data: Scherer Cell 1-CCR Printed 10/16/2023, 2:51 PM

Constituent	Well	Upper Lim	Lower Lim	Date	Observ.	Sig.	Bg N	Bg Mean	Std. Dev.	%NDs	ND Adj.	Transform	Alpha	Method
Sulfate (mg/L)	GWC-3	1.1	n/a	10/4/2023	3.1	Yes	19	n/a	n/a	57.89	n/a	n/a	0.004832	NP Intra (NDs) 1 of 2

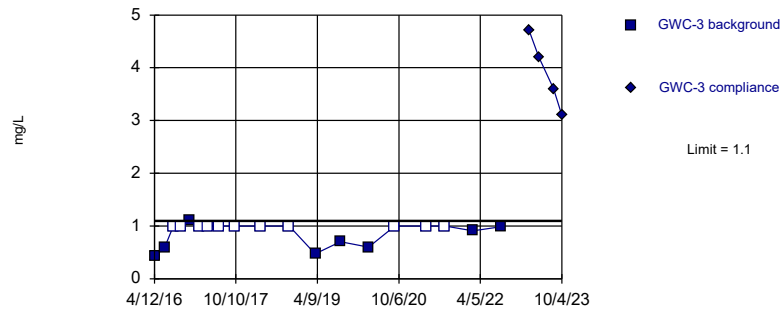
Appendix III Intrawell Prediction Limit - October 2023 Resample - All Results

Plant Scherer Client: Southern Company Data: Scherer Cell 1-CCR Printed 10/16/2023, 2:51 PM

Constituent	Well	Upper Lim	Lower Lim	Date	Observ.	Sig.	Bg N	Bg Mean	Std. Dev.	%NDs	ND Adj.	Transform	Alpha	Method
Sulfate (mg/L)	GWC-3	1.1	n/a	10/4/2023	3.1	Yes	19	n/a	n/a	57.89	n/a	n/a	0.004832	NP Intra (NDs) 1 of 2
Total Dissolved Solids (mg/L)	GWC-8A	425.3	n/a	10/4/2023	240	No	17	15.22	2.125	0	None	sqrt(x)	0.0004426	Param Intra 1 of 2

Exceeds Limit

Prediction Limit
 Intrawell Non-parametric

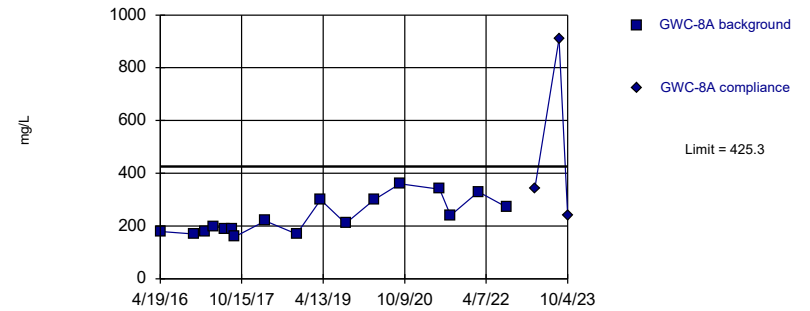


Non-parametric test used in lieu of parametric prediction limit because censored data exceeded 50%. Limit is highest of 19 background values. 57.89% NDs. Well-constituent pair annual alpha = 0.009641. Individual comparison alpha = 0.004832 (1 of 2).

Constituent: Sulfate Analysis Run 10/16/2023 2:50 PM View: Appendix III - Resample
 Plant Scherer Client: Southern Company Data: Scherer Cell 1-CCR

Within Limit

Prediction Limit
 Intrawell Parametric



Background Data Summary (based on square root transformation): Mean=15.22, Std. Dev.=2.125, n=17. Normality test: Shapiro Wilk @alpha = 0.05, calculated = 0.8933, critical = 0.892. Kappa = 2.543 (c=7, w=17, 1 of 2, event alpha = 0.05132). Report alpha = 0.0004426.

Constituent: Total Dissolved Solids Analysis Run 10/16/2023 2:50 PM View: Appendix III - Resample
 Plant Scherer Client: Southern Company Data: Scherer Cell 1-CCR

Prediction Limit

Constituent: Sulfate (mg/L) Analysis Run 10/16/2023 2:51 PM View: Appendix III - Resample
Plant Scherer Client: Southern Company Data: Scherer Cell 1-CCR

	GWC-3	GWC-3
4/12/2016	0.419 (JD)	
6/20/2016	0.6 (J)	
8/16/2016	<1	
10/5/2016	<1	
11/30/2016	1.1	
2/8/2017	<1	
4/6/2017	<1	
6/21/2017	<1	
10/5/2017	<1	
3/21/2018	<1	
10/3/2018	<1	
3/26/2019	0.47 (J)	
9/10/2019	0.7 (J)	
3/18/2020	0.6 (J)	
9/10/2020	<1	
4/6/2021	<1	
8/12/2021	<1	
2/15/2022	0.91 (J)	
8/25/2022	0.99 (J)	
2/28/2023		4.7
5/2/2023		4.2
8/9/2023		3.6
10/4/2023		3.1 (R)

Prediction Limit

Constituent: Total Dissolved Solids (mg/L) Analysis Run 10/16/2023 2:51 PM View: Appendix III - Resample

Plant Scherer Client: Southern Company Data: Scherer Cell 1-CCR

	GWC-8A	GWC-8A
4/19/2016	179	
10/10/2016	110 (O)	
12/1/2016	170	
2/9/2017	180	
4/7/2017	200	
6/21/2017	190	
8/15/2017	190	
9/1/2017	160	
3/22/2018	220	
10/17/2018	170	
3/27/2019	300	
9/11/2019	210	
3/18/2020	300	
9/9/2020	360	
6/1/2021	340	
8/12/2021	240	
2/15/2022	330	
8/25/2022	270	
2/27/2023		340
8/8/2023		910
10/4/2023		240 (R)

FIGURE L.

Appendix III Interwell Prediction Limit - Two-Step - October 2023 Resample (No Significant)

Plant Scherer Client: Southern Company Data: Scherer Cell 1-CCR Printed 10/16/2023, 3:43 PM

<u>Constituent</u>	<u>Well</u>	<u>Upper Lim</u>	<u>Lower Lim</u>	<u>LimDate</u>	<u>Observ.</u>	<u>Sig.</u>	<u>Bg N</u>	<u>Bg Mean</u>	<u>Std. Dev.</u>	<u>%NDs</u>	<u>ND Adj.</u>	<u>Transform</u>	<u>Alpha</u>	<u>Method</u>
Sulfate (mg/L)	GWC-3	3.5	n/a	10/4/2023	3.1	No	63	n/a	n/a	68.25	n/a	n/a	0.0004701	NP Inter (NDs) 1 of 2

Prediction Limit

Constituent: Sulfate (mg/L) Analysis Run 10/16/2023 3:43 PM View: Appendix III - Resample Interwell

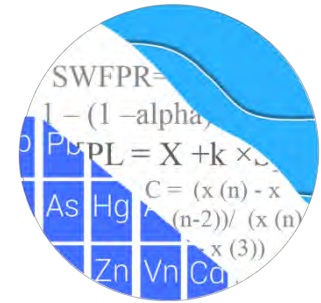
Plant Scherer Client: Southern Company Data: Scherer Cell 1-CCR

	GWA-15 (bg)	GWA-16 (bg)	GWA-17 (bg)	GWC-3
4/6/2016	0.799 (J)	<1	<1	
4/12/2016				0.419 (JD)
6/15/2016	<1	<1	<1	
6/20/2016				0.6 (J)
8/10/2016	<1	<1	<1	
8/16/2016				<1
10/4/2016	<1	<1		
10/5/2016			<1	<1
11/29/2016		<1	<1	
11/30/2016	<1			1.1
2/7/2017	0.8 (J)	<1	<1	
2/8/2017				<1
4/4/2017	<1	<1	<1	
4/6/2017				<1
6/20/2017	<1	<1	<1	
6/21/2017				<1
10/4/2017	<1			
10/5/2017		<1	<1	<1
3/20/2018	1.2	<1	<1	
3/21/2018				<1
10/2/2018	<1	<1	<1	
10/3/2018				<1
3/26/2019	2.1	<1	0.58 (J)	0.47 (J)
9/10/2019	0.65 (J)	<1	0.44 (J)	0.7 (J)
3/18/2020	3.1	0.67 (J)	0.51 (J)	0.6 (J)
9/9/2020	1.6	<1	<1	
9/10/2020				<1
4/1/2021	2.7	<1	<1	
4/6/2021				<1
8/11/2021	1.3	<1	<1	
8/12/2021				<1
2/15/2022	2.6	<1	<1	0.91 (J)
8/24/2022			<1	
8/25/2022	1.9	<1		0.99 (J)
2/28/2023	3.5	1.4	1.3	4.7
5/2/2023				4.2
8/3/2023	1.7	0.4 (J)	<1	
8/9/2023				3.6
10/4/2023				3.1 (R)

GROUNDWATER STATS CONSULTING

January 31, 2024

Southern Company Services
Attn: Mr. Joju Abraham
241 Ralph McGill Blvd NE, Bin 10160
Atlanta, Georgia 30308-3374



Re: Plant Scherer PAC Landfill
Statistical Analysis – August 2023

Dear Mr. Abraham,

Groundwater Stats Consulting, formerly the statistical consulting division of Sanitas Technologies, is pleased to provide the groundwater statistical analysis for the 2023 2nd Semi-Annual Groundwater Monitoring Statistical Analysis sample event for Georgia Power Company's Plant Scherer PAC Landfill. The analysis complies with the Georgia Environmental Protection Division (EPD) Rules for Solid Waste Management Chapter 391-3-4-.10 and follows the United States Environmental Protection Agency (USEPA) Unified Guidance (2009).

Sampling began for the Coal Combustion Residuals (CCR) program in 2016. Semi-annual sampling for 16 parameters began in 2010 in accordance with the Georgia Department of Natural Resources, Environmental Protection Division (Georgia EPD) groundwater monitoring regulations. At least 8 background samples have been collected at each of the groundwater monitoring wells.

The monitoring well network, as provided by Southern Company Services, consists of the following:

- **Upgradient wells:** GWA-21, GWA-22, GWA-45, GWA-46, GWA-47, GWA-48, and GWA-49
- **Downgradient wells:** GWC-29, GWC-50, GWC-51, GWC-52, and GWC-53

Data were sent electronically to Groundwater Stats Consulting, and the statistical analysis was reviewed by Kristina Rayner, Founder and Senior Statistician to Groundwater Stats Consulting. The analysis is prepared according to the recommended statistical methodology prepared in the Fall 2017 by Dr. Kirk Cameron, PhD Statistician with MacStat Consulting, primary author of the USEPA Unified Guidance.

Resamples were collected in November 2022 for TDS at wells GWA-45, GWA-46, GWA-47, GWA-48, GWA-49, GWC-29, GWC-50, GWC-51, GWC-52, and GWC-53 due to the August 2022 samples and October 2022 resamples being out of holding times. Per request of WSP, the samples that exceeded hold times for TDS are not included in the Sanitas database. Resamples were also collected for pH at these wells in October and November 2022 and were retained in the database.

The following constituents were evaluated:

- **CCR Appendix III** - boron, calcium, chloride, fluoride, pH, sulfate, and TDS
- **Georgia EPD Appendix I** - antimony, arsenic, barium, beryllium, cadmium, chromium, cobalt, copper, lead, mercury, nickel, selenium, silver, thallium, vanadium, and zinc

Due to varying detection limits in data sets, generally due to improved laboratory practices, a substitution of the most recent reporting limit is used for all non-detects. Note that for calculation of intrawell prediction limits, substitution of the most recent reporting limit is performed separately for each well/parameter pair. In some cases, the reporting limit provided by the laboratory contained varying limits for a given parameter; therefore, the substitution may differ from well to well. This generally gives the most conservative limit in each case. In the case of zinc, the reporting limit during the March 2023 sample event increased to 0.015 mg/L from the previous reporting limit of 0.005 mg/L. In order to maintain conservative limits, the current reporting limit of 0.005 mg/L was substituted for all wells.

Time series plots for CCR Appendix III and Georgia EPD Appendix I parameters at all wells are provided for the purpose of screening data at these wells (Figure A). Additionally, a separate section of box plots is included for all constituents at upgradient and downgradient wells (Figure B). The time series plots are used to initially screen for suspected outliers and trends, while the box plots provide visual representation of variation within individual wells and between all wells. Values in background which have been flagged as outliers may be seen in a lighter font and as a disconnected symbol on the graphs.

In earlier analyses, data at all wells for constituents detected in downgradient wells were evaluated for the following: 1) outliers; 2) trends; 3) most appropriate statistical method based on site characteristics of groundwater data upgradient of the facility; and 4) eligibility of downgradient wells when intrawell statistical methods are recommended. Power curves are provided during the background update discussed below to demonstrate that the selected statistical methods for the parameters listed above comply with the USEPA Unified Guidance and the Georgia Environmental Protection Division Rules for Solid Waste Management Chapter 391-3-4-.10. The EPA suggests that the selected statistical method should provide at least 55% power at 3 standard deviations or at least 80% power at 4 standard deviations. Power curves are based on the following:

Georgia EPD Appendix I Constituents:

- Semi-Annual Sampling
- Intrawell Prediction Limits with 1-of-2 resample plan (antimony, arsenic, barium, beryllium, cadmium, chromium, cobalt, copper, lead, mercury, nickel, selenium, thallium, vanadium, and zinc)
- # Constituents: 15 (silver was 100% non-detects in all downgradient wells)
- # Downgradient wells: 5

CCR Appendix III Constituents:

- Semi-Annual Sampling
- Intrawell Prediction Limits with 1-of-2 resample plan (boron, calcium, chloride, fluoride, pH, sulfate, and TDS)
- # Constituents: 7
- # Downgradient wells: 5

Statistical analyses are not required when 100% non-detects are present in downgradient wells for a given constituent; therefore, no prediction limits were required for silver. A summary of all Appendix I well/constituent pairs with 100% non-detects follows this letter.

Parametric prediction limits are utilized when the screened historical data follow a normal or transformed-normal distribution. When data cannot be normalized or the majority of data are non-detects, a nonparametric test is utilized. While the false positive rate associated with the parametric limits is based on an annual 10% (5% for each semi-annual sample event) as recommended by the EPA Unified Guidance (2009), the false positive rate associated with the nonparametric limits is dependent upon the available background sample size, number of future comparisons, and verification resample plan. The distribution of data is tested using the Shapiro-Wilk/Shapiro-Francia test for

normality. After testing for normality and performing any adjustments as discussed below (US EPA, 2009), data are analyzed using either parametric or non-parametric prediction limits. Non-detects are handled as follows:

- No statistical analyses are required on wells and analytes containing 100% non-detects (USEPA Unified Guidance, 2009, Chapter 6).
- When data contain <15% non-detects, simple substitution of one-half the reporting limit is utilized in the statistical analysis. The reporting limit utilized for non-detects is the most recent practical quantification limit (PQL) as reported by the laboratory.
- When data contain between 15-50% non-detects, the Kaplan-Meier non-detect adjustment is applied to the background data for parametric limits. This technique adjusts the mean and standard deviation of the historical concentrations to account for concentrations below the reporting limit.
- Nonparametric prediction limits are used on data containing greater than 50% non-detects.

Natural systems continuously evolve due to physical changes made to the environment. Examples include capping a landfill, paving areas near a well, or lining a drainage channel to prevent erosion. Periodic updating of background statistical limits is necessary to accommodate these types of changes. In the intrawell case, data for all wells and constituents may re-evaluated when a minimum of 4 new data points are available to determine whether earlier concentrations are representative of present-day groundwater quality. In some cases, an earlier portion of data is deselected prior to construction of limits to provide sensitive limits that will rapidly detect changes in groundwater quality. Even though the data are excluded from the calculation, the values will continue to be reported and shown in tables and graphs.

Two-Step Statistical Analysis

Intrawell statistical methods, combined with a 1-of-2 resample plan, may be used as a conservative first step for identifying potential facility impacts in downgradient wells. Intrawell methods use background data for individual wells and may be overly sensitive to spatial variation. In particular for nonparametric limits with small background sample sizes, the probability of a false positive is much higher than the desired annual sitewide rate of 10%. Therefore, a large number of exceedances may occur as a result of spatial variation rather than facility impacts.

A second step can be used to further evaluate those exceedances and reduce the overall number of statistically significant increases (SSIs) that result from spatial variation. In

instances where intrawell statistical methods identify an apparent SSI, a second step of interwell statistical evaluation may be used to determine whether the measurement exceeds the sitewide background limit based on pooled upgradient well data. This is similar in concept to the procedure used in compliance monitoring programs where an interwell statistical limit is used to determine "background" (USEPA Unified Guidance (2009), Chapter 7, Section 7.5). For the detection monitoring program, if the result does not exceed sitewide (interwell) background, an SSI is not declared.

When the result exceeds the sitewide (interwell) background, the 1-of-2 resample plan allows for collection of an independent resample to confirm or disconfirm the initial finding. A statistically significant increase is not declared unless the resample also exceeds the intrawell prediction limit (United State Environmental Protection Agency (USEPA) Unified Guidance, March 2009, Chapter 19). When the resamples confirm the initial exceedance, further research would be required to identify the cause of the exceedance (i.e., impact from the site, natural variation, or an off-site source). When any resample falls within the statistical limit, the initial exceedance is considered to be a false positive result, and no further action is necessary. In cases where intrawell and interwell exceedances are noted and no resamples are collected, the initial exceedance will be considered a confirmed statistically significant increase.

Trend tests, in addition to interwell prediction limits, are recommended for well/constituent pairs found to have an initial intrawell SSI. Trend analysis will provide for detection of long-term changes and potential facility impacts at a given well in cases where the concentrations at that well remain below the sitewide upgradient limits. Thus, the two-step approach has additional capability to detect long-term changes at downgradient wells compared to interwell methods alone. While a trend may be identified by visual inspection, a quantification of the trend and its significance is needed to identify whether concentrations are statistically significantly increasing, decreasing, or remaining stable over time. The absence of a statistically significant increasing trend indicates that an initial intrawell exceedance is short-term and may be the result of spatial variation rather than facility impact to groundwater. If a facility impact has occurred, it will likely result in additional exceedances in future sampling events. When a statistically significant increasing trend is noted, additional data may be needed to demonstrate that there is reasonable evidence that the initial intrawell statistical exceedance is a result of spatial variation rather than a result of impact to groundwater quality downgradient of the facility.

Summary of Background Screening – CCR Appendix III – Conducted in 2017

The original background screening for Appendix III constituents was conducted in 2017 by MacStat Consulting. Values identified as outliers were flagged in the database and excluded prior to construction of statistical limits. Intrawell prediction limits, combined with a 1-of-2 resample plan, were recommended. The Analysis of Variance (ANOVA) was used to statistically evaluate differences in average concentrations among upgradient wells, which assists in identifying the most appropriate statistical approach.

Interwell tests, which compare downgradient well data to statistical limits constructed from pooled upgradient well data, are appropriate when average concentrations are similar across upgradient wells. Intrawell tests, which compare compliance data from a single well to screened historical background data within the same well, are appropriate when upgradient wells exhibit spatial variation; when statistical limits constructed from upgradient wells would not be conservative from a regulatory perspective; and when downgradient background water quality is unimpacted compared to upgradient water quality for the same parameter. Based on the results of the original background screening, intrawell tests were recommended for all Appendix III parameters.

Summary of Background Screening Georgia EPD Appendix I - Conducted in August 2019

Outlier and Trend Testing

Time series plots were used to identify suspected outliers, or extreme values that would result in limits that are not representative of the current background data population. Suspected outliers at all wells and parameters are formally tested using Tukey's box plot method and, when identified, flagged in the computer database with "o" and deselected prior to construction of statistical limits. The results of Tukey's outlier test as well as a discussion of potential outliers and flagged values were included with the background screening report.

Seasonality

No obvious seasonal patterns were observed on the time series plots for any of the detected data; therefore, no deseasonalizing adjustments were made to the data. When seasonal patterns are observed, data may be deseasonalized so that the resulting limits will correctly account for the seasonality as a predictable pattern rather than random variation or a release.

Trends

While trends may be identified by visual inspection, a quantification of the trend and its significance is needed. The Sen's Slope/Mann Kendall trend test, which tests for statistically significant increasing or decreasing trends, was used to evaluate data at all upgradient wells and downgradient wells with detections.

In the absence of suspected contamination, significant trending data are typically not included as part of the background data used for construction of prediction limits. This step serves to eliminate the trend and, thus, reduce variation in background. When statistically significant decreasing trends are present, all available data are evaluated to determine whether earlier concentration levels are significantly different from current reported concentrations and will be deselected as necessary. When any records of data are truncated for the reasons above, a summary report will be provided to show the date ranges used in construction of the statistical limits.

The results of the trend analyses showed several statistically significant increasing and decreasing trends; however, the majority of these were relatively low in magnitude when compared to average concentrations and, therefore, required no adjustments. It was noted that several of the upgradient wells had higher reported measurements in the earliest part of the records for some of the metals. These values were not deselected at this time since the measurements serve as reference data upgradient of the facility. If similar measurements are observed at a later time in one or more downgradient wells, the earlier upgradient data may indicate that the change is occurring rather than a result of practices at the facility. Lastly, while there was an overall increasing trend in concentrations for cobalt at well GWC-53, data are highly variable and similar to concentrations that have historically been reported in upgradient well GWA-45. Therefore, no adjustment was made to this record at that time.

Determination of Spatial Variation

The Analysis of Variance (ANOVA) was used to statistically evaluate differences in average concentrations among upgradient wells for constituents detected in downgradient wells. The ANOVA assists in identifying the most appropriate statistical approach.

Generally, constituents without significant differences, based on ANOVA across upgradient wells, may be considered for interwell analysis. However, the Scherer PAC Landfill is lined, and pre-waste data are available that show metals were present in low level detections during the collection of background data. Furthermore, for some constituents, the reported concentrations are higher in upgradient wells than in

downgradient wells. This would result in interwell limits that would not readily detect changes in the downgradient wells with lower concentrations. Therefore, intrawell prediction limits are recommended as the most appropriate statistical analysis for all of the Georgia EPD constituents at this landfill.

Summary of Background Updates – Georgia EPD Appendix I and CCR Appendix III

June 2021

Outlier Analysis

Prior to updating background data, visual screening was used to evaluate data for suspected outliers in upgradient and downgradient wells through September 2020. All of the more recent compliance measurements appeared stable compared to the previously screened historical data sets; therefore, no new outliers were flagged except for a high value for lead (0.0034 mg/L) in well GWC-52 in order to maintain conservative (i.e., lower) statistical limits. A summary of all flagged outliers follows this letter. Outliers are displayed in a lighter font and as a disconnected symbol on the time series reports, as well as in a lighter font on the accompanying data pages.

Mann-Whitney Comparison of Medians

For constituents requiring intrawell prediction limits (all Georgia EPD Appendix I and CCR Appendix III constituents in this instance), the Mann-Whitney (Wilcoxon Rank Sum) test was used to compare the medians of historical data through October 2018 to the new compliance samples at each well through September 2020. When no variation is present between historical data and compliance samples, the Mann-Whitney test is not performed. A list of well/constituent pairs with no variation was included in the background update report. When the medians of the two groups are not statistically significantly different at the 99% confidence level, background data sets are updated to include the newer compliance data. The results of the Mann-Whitney test and discussion regarding updating background records were included with the background update report. A summary of well/constituent pairs using a truncated portion of their record to establish intrawell prediction limits follows this letter. All records for Appendix I and Appendix III constituents using intrawell methods were re-evaluated during the next background update.

May 2023

Outlier Analysis

Prior to updating background data, visual screening and Tukey's outlier test was used to evaluate data for suspected outliers in upgradient and downgradient wells through November 2022. All previously flagged values were confirmed either by Tukey's test or visual screening; therefore, no new outliers were flagged except for a historic high value for vanadium in upgradient well GWA-47 (0.041 mg/L) that was flagged to achieve conservative (i.e., lower) statistical limits. Due to an increasing trend in the most recent data for barium at upgradient well GWA-45, observations between September 2019 and April 2021 in this well were not included in the interwell limit. The observations were flagged with an "L" flag and are included in the Outlier Summary, which shows all flagged outliers (Figure C). Outliers are displayed in a lighter font and as a disconnected symbol on the time series reports, as well as in a lighter font on the accompanying data pages.

Mann-Whitney Comparison of Medians

For constituents requiring intrawell prediction limits (all Georgia EPD Appendix I and CCR Appendix III constituents), the Mann-Whitney (Wilcoxon Rank Sum) test was used to compare the medians of historical data through September 2020 to the new compliance samples at each well through August 2022 (November 2022 for pH and TDS), which would include all observations prior to the compliance sample in 2023. When no variation is present between historical data and compliance samples, the Mann-Whitney test is not used. When the medians of the two groups are not statistically significantly different at the 99% confidence level (either an increase or decrease), background data sets are updated to include the newer compliance data. The results of the Mann-Whitney test showed statistically significant differences for the following well/constituent pairs:

Increase:

- Barium: GWA-45, GWA-46 (both upgradient), GWC-29, GWC-50, and GWC-52
- Boron: GWA-45 (upgradient)
- Calcium: GWC-29 and GWC-52
- Chloride: GWA-45, GWA-46 (both upgradient), GWC-51, and GWC-53
- Chromium: GWC-51 and GWC-52
- Nickel: GWC-50
- pH: GWC-29 and GWC-51
- Sulfate: GWC-52
- Vanadium: GWA-21 (upgradient)

Decrease:

- Antimony: GWA-47, GWA-48 (both upgradient), and GWC-51
- Arsenic: GWA-48 (upgradient)
- Barium: GWC-53
- Beryllium: GWA-22 (upgradient)
- Calcium: GWA-45 (upgradient)
- Cobalt: GWC-29, GWC-50, and GWC-51
- Fluoride: GWC-53
- Lead: GWA-22 (upgradient), GWC-50, and GWC-53
- Nickel: GWA-45 (upgradient)
- Thallium: GWC-51
- Zinc: GWA-45 (upgradient)

For both Appendix I and III well/constituent pairs with a statistically significant increase in median concentrations, the following records were not updated with data through August 2022 in order to maintain statistical limits that are conservative from a regulatory perspective:

- Chromium: GWC-52
- Sulfate: GWC-52

The remaining records with statistically significant increases were updated through August 2022 (November 2022 for pH) and are listed below. For upgradient wells, the increasing concentrations are assumed to result from spatial variation and to represent unimpacted background conditions. The increases in downgradient wells appear to be close to historic concentrations in the same or an upgradient well and would not greatly increase statistical limits:

- Boron: GWA-45 (upgradient)
- Barium: GWA-45 (upgradient), GWA-46 (upgradient), GWC-29, GWC-50, and GWC-52
- Calcium: GWC-29 and GWC-52
- Chloride: GWA-45, GWA-46 (both upgradient), GWC-51, and GWC-53
- Chromium: GWC-51
- Nickel: GWC-50
- pH: GWC-29 and GWC-51

Regarding Appendix I and III well/constituent pairs with a statistically significant decrease in median concentrations, all records were updated with compliance data as all cases (with the exception of barium at GWC-53) had compliance data as trace values (i.e., below the

reporting limit). For barium at GWC-53, background data were updated through August 2022, and elevated background concentrations in the early part of the record were truncated in order to construct statistical limits that are conservative (i.e., lower) from a regulatory perspective and are more representative of present-day groundwater quality conditions.

The Mann Whitney test did not identify significant differences in medians for lead; however, historical data prior to 2016 are more variable than more recent concentrations. Therefore, all historical data prior to 2016 for lead were truncated at all wells so that resulting prediction limits are conservative (i.e., lower) from a regulatory perspective. Additionally, lower concentrations early in the record for boron at upgradient well GWA-45 were truncated in order to eliminate the overall increasing trend and construct statistical limits that are more conservative.

A summary of well/constituent pairs using a truncated portion of their record to establish intrawell prediction limits follows this letter. All records for Appendix I and Appendix III constituents using intrawell methods will be re-evaluated during the next background update.

Statistical Analysis of Georgia EPD Appendix I Constituents – August 2023

Intrawell limits were constructed for all Georgia EPD Appendix I constituents. In cases where downgradient average concentrations are higher than observed upgradient concentrations for a given constituent, the current assumption is that the higher downgradient concentrations are due to spatial variation rather than a result of practices at the landfill. The pre-waste data support this logic.

Prediction Limits

Intrawell prediction limits, combined with a 1-of-2 resample plan, were constructed using all available data through August 2022 within each well for constituents with detections (Figure D). The August 2023 compliance samples were compared to these intrawell background limits. As previously discussed, no statistical analyses were included for silver since all records contain 100% non-detects in downgradient wells, or for other individual well/constituent pairs containing 100% non-detects.

In the event of an initial exceedance of compliance well data, the 1-of-2 resample plan allows for collection of one additional sample to determine whether the initial exceedance is confirmed. When resamples confirm the initial exceedance, an SSI is identified, and further research would be required to identify the cause of the exceedance (i.e., impact

from the site, natural variation, or an off-site source). If a resample falls within the statistical limit, the initial exceedance is considered to be a false positive result, and no further action is necessary. A summary table of the background intrawell prediction limits and exceedances follows this letter, along with the complete graphical results. Statistical exceedances were noted for the following well/constituent pairs:

- Chromium: GWC-52

Two-Step Analysis

Following the two-step analysis procedure, interwell prediction limits were then constructed using pooled upgradient well data through August 2023 to evaluate the initial intrawell prediction limit exceedances listed above in downgradient wells (Figure E). The cause of this trend is pending and requires further analysis beyond the scope of this analysis. If research shows these higher concentrations reflect spatial variation, the earlier portion of the record may require deselection so that resulting limits are reflective of present-day water quality conditions. No exceedance was identified.

Trend Tests

When prediction limit exceedances occur in any of the downgradient wells, data are further evaluated using the Sen's Slope/Mann Kendall trend test at the 99% confidence level to determine whether concentrations are significantly increasing, decreasing, or stable (Figure F). Upgradient wells are included in the trend analyses to identify whether similar patterns exist upgradient of the site. Upgradient trends are an indication of variability in groundwater unrelated to practices at the site. Both a summary and complete graphical results of the trend tests follow this letter. Statistically significant trends were noted for the following well/constituent pairs:

Increasing:

- Chromium: GWA-22 (upgradient) and GWC-52

Decreasing:

- Chromium: GWA-21 (upgradient)

Statistical Analysis of Appendix III Parameters – August 2023

Intrawell prediction limits for all Appendix III parameters, combined with a 1-of-2 resample plan, were constructed using all historical data through August 2022, except for pH and TDS which use historical data through November 2022. The August 2023 compliance data were compared to those limits.

Prediction Limits

In the event of an initial exceedance of compliance well data, the 1-of-2 resample plan allows for collection of one additional sample to determine whether the initial exceedance is confirmed. If the resample falls within the statistical limit, the initial exceedance is considered to be a false positive result; therefore, no exceedance is noted, and no further action is necessary. If no resample is collected, the original result is considered a confirmed exceedance. A summary table of the Appendix III prediction limits follows this letter, along with complete graphical results (Figure G). The following prediction limit exceedances were noted for Appendix III parameters:

- Calcium: GWC-29, GWC-51, and GWC-52
- Chloride: GWC-53
- Sulfate: GWC-52
- TDS: GWA-49 (upgradient)

Two-Step Analysis

Following the two-step analysis procedure as mentioned above, interwell prediction limits were then constructed using pooled upgradient well data through August 2023 to evaluate the apparent initial intrawell prediction limit exceedances listed above at downgradient wells (Figure H). An exceedance was identified for the following well/constituent pair:

- Chloride: GWC-53

It was noted that upgradient well GWA-45, which is included in the interwell background and represents groundwater quality upgradient of the site, has higher concentrations than neighboring upgradient wells for several of the Appendix III constituents. Therefore, the interwell comparisons for downgradient wells with reported lower concentration levels need to be interpreted cautiously and are further evaluated through trend analysis as described below.

Trend Tests

Data from downgradient well/constituent pairs found to exceed their respective prediction limit were further evaluated using the Sen's Slope/Mann Kendall trend test at the 99% confidence level along with upgradient wells for the same constituents (Figure I). Upgradient wells are included in the trend analyses for all parameters found to exceed their prediction limit in downgradient wells to identify whether similar patterns exist upgradient of the site. Such patterns are an indication of variability in groundwater

unrelated to practices at the site. A summary and complete the trend test results follow this letter. The following statistically significant trends were identified:

Increasing:

- Calcium: GWA-47 (upgradient), GWC-29, GWC-51 and GWC-52
- Chloride: GWA-21, GWA-45, GWA-46 (all upgradient), and GWC-53
- Sulfate: GWA-45 (upgradient) and GWC-52

Decreasing:

- Chloride: GWA-22 (upgradient)

Resample Reports – October 2023

A resample was collected in October 2023 based on the results of the two-step approach for the following well/constituent pair:

- Chloride: GWC-53

An intrawell prediction limit was constructed using background data through August 2022 to compare the October 2023 resample for chloride at well GWC-53 (Figure J). An exceedance was identified.

In accordance with the two-step approach, interwell prediction limits were constructed to evaluate the apparent exceedances for sulfate (Figure K). An exceedance was identified.

Summary

Observations from the August 2023 sample event and a resample from October 2023 at Scherer PAC were compared to established intrawell prediction limits for all Appendix I and III constituents. For parameters using intrawell prediction limits, the two-step approach followed by trend testing was used to evaluate apparent exceedances.

Based on the results of the two-step approach for both the August 2023 observations and October 2023 resample, an exceedance was identified for the following well/constituent pair:


- Chloride: GWC-53

Thank you for the opportunity to assist you in the statistical analysis of groundwater quality for Plant Scherer PAC Landfill. If you have any questions or comments, please feel free to contact us.

For Groundwater Stats Consulting,



Andrew T. Collins
Project Manager



Kristina L. Rayner
Senior Statistician

Date Ranges

Date: 10/2/2023 8:40 AM

Plant Scherer Client: Southern Company Data: Scherer PAC-CCR

Barium, Total (mg/L)

GWC-53 background:3/26/2018-8/31/2022

Boron (mg/L)

GWA-45 background:3/22/2018-8/31/2022

Chromium, Total (mg/L)

GWC-52 background:12/21/2010-10/4/2018

Lead, Total (mg/L)

background:4/6/2016-8/31/2022

Sulfate (mg/L)

GWC-52 background:4/11/2016-10/4/2018

100% Non-Detects: Appendix I

Analysis Run 10/16/2023 12:11 PM View: Appendix I - Intrawell
Plant Scherer Client: Southern Company Data: Scherer PAC-CCR

Antimony, Total (mg/L)

GWA-22, GWA-45, GWA-49, GWC-29, GWC-50, GWC-52, GWC-53

Arsenic, Total (mg/L)

GWA-21, GWA-22, GWA-46, GWA-47, GWC-51

Beryllium, Total (mg/L)

GWA-21, GWA-45, GWA-46, GWA-47, GWA-48, GWA-49, GWC-29, GWC-50, GWC-52, GWC-53

Cadmium, Total (mg/L)

GWA-21, GWA-22, GWA-45, GWA-46, GWA-48, GWA-49, GWC-29, GWC-51, GWC-52, GWC-53

Chromium, Total (mg/L)

GWA-45

Cobalt, Total (mg/L)

GWC-52

Copper, Total (mg/L)

GWA-46, GWC-29, GWC-52, GWC-53

Mercury, Total (mg/L)

GWC-51, GWC-53

Nickel, Total (mg/L)

GWC-52

Selenium, Total (mg/L)

GWA-21, GWA-46, GWC-51

Silver, Total (mg/L)

GWA-21, GWA-22, GWA-45, GWA-46, GWA-47, GWA-48, GWA-49, GWC-29, GWC-50, GWC-51, GWC-52, GWC-53

Thallium, Total (mg/L)

GWA-46, GWA-47, GWA-49, GWC-29, GWC-52, GWC-53

Appendix I Intrawell Prediction Limits - Significant Results

Plant Scherer Client: Southern Company Data: Scherer PAC-CCR Printed 9/29/2023, 4:39 PM

<u>Constituent</u>	<u>Well</u>	<u>Upper Lim.</u>	<u>Lower Lim.</u>	<u>Date</u>	<u>Observ.</u>	<u>Sig.</u>	<u>Bg N</u>	<u>Bg Mean</u>	<u>Std. Dev.</u>	<u>%NDs</u>	<u>ND Adj.</u>	<u>Transform</u>	<u>Alpha</u>	<u>Method</u>
Chromium, Total (mg/L)	GWC-52	0.01539	n/a	8/3/2023	0.035	Yes	24	0.00975	0.002526	4.167	None	No	0.0007022	Param Intra 1 of 2

Appendix I Intrawell Prediction Limits - All Results

Plant Scherer Client: Southern Company Data: Scherer PAC-CCR Printed 9/29/2023, 4:39 PM

Constituent	Well	Upper Lim.	Lower Lim.	Date	Observ.	Sig.	Bg N	Bg Mean	Std. Dev.	%NDs	ND Adj.	Transform	Alpha	Method
Antimony, Total (mg/L)	GWA-21	0.002	n/a	8/2/2023	0.002ND	No	32	n/a	n/a	96.88	n/a	n/a	0.001803	NP Intra (NDs) 1 of 2
Antimony, Total (mg/L)	GWA-46	0.002	n/a	8/3/2023	0.002ND	No	32	n/a	n/a	96.88	n/a	n/a	0.001803	NP Intra (NDs) 1 of 2
Antimony, Total (mg/L)	GWA-47	0.002	n/a	8/3/2023	0.002ND	No	32	n/a	n/a	96.88	n/a	n/a	0.001803	NP Intra (NDs) 1 of 2
Antimony, Total (mg/L)	GWA-48	0.002	n/a	8/3/2023	0.002ND	No	32	n/a	n/a	96.88	n/a	n/a	0.001803	NP Intra (NDs) 1 of 2
Antimony, Total (mg/L)	GWC-51	0.002	n/a	8/3/2023	0.002ND	No	32	n/a	n/a	96.88	n/a	n/a	0.001803	NP Intra (NDs) 1 of 2
Arsenic, Total (mg/L)	GWA-45	0.0015	n/a	8/3/2023	0.001ND	No	32	n/a	n/a	96.88	n/a	n/a	0.001803	NP Intra (NDs) 1 of 2
Arsenic, Total (mg/L)	GWA-48	0.001	n/a	8/3/2023	0.001ND	No	32	n/a	n/a	96.88	n/a	n/a	0.001803	NP Intra (NDs) 1 of 2
Arsenic, Total (mg/L)	GWA-49	0.001	n/a	8/3/2023	0.001ND	No	32	n/a	n/a	96.88	n/a	n/a	0.001803	NP Intra (NDs) 1 of 2
Arsenic, Total (mg/L)	GWC-29	0.0013	n/a	8/3/2023	0.001ND	No	32	n/a	n/a	96.88	n/a	n/a	0.001803	NP Intra (NDs) 1 of 2
Arsenic, Total (mg/L)	GWC-50	0.001	n/a	8/3/2023	0.001ND	No	32	n/a	n/a	96.88	n/a	n/a	0.001803	NP Intra (NDs) 1 of 2
Arsenic, Total (mg/L)	GWC-52	0.001	n/a	8/3/2023	0.001ND	No	32	n/a	n/a	100	n/a	n/a	0.001803	NP Intra (NDs) 1 of 2
Arsenic, Total (mg/L)	GWC-53	0.0011	n/a	8/3/2023	0.001ND	No	31	n/a	n/a	96.77	n/a	n/a	0.001905	NP Intra (NDs) 1 of 2
Barium, Total (mg/L)	GWA-21	0.02915	n/a	8/2/2023	0.018	No	31	0.02277	0.002962	0	None	No	0.0007022	Param Intra 1 of 2
Barium, Total (mg/L)	GWA-22	0.03067	n/a	8/3/2023	0.018	No	32	0.1561	0.008861	0	None	sqrt(x)	0.0007022	Param Intra 1 of 2
Barium, Total (mg/L)	GWA-45	0.07808	n/a	8/3/2023	0.055	No	28	0.03791	0.01841	0	None	No	0.0007022	Param Intra 1 of 2
Barium, Total (mg/L)	GWA-46	0.02387	n/a	8/3/2023	0.021	No	31	0.01989	0.001845	0	None	No	0.0007022	Param Intra 1 of 2
Barium, Total (mg/L)	GWA-47	0.0458	n/a	8/3/2023	0.027	No	31	-3.544	0.2137	0	None	ln(x)	0.0007022	Param Intra 1 of 2
Barium, Total (mg/L)	GWA-48	0.031	n/a	8/3/2023	0.013	No	30	n/a	n/a	0	n/a	n/a	0.002008	NP Intra (normality) 1 of 2
Barium, Total (mg/L)	GWA-49	0.02311	n/a	8/3/2023	0.02	No	32	0.01963	0.001622	0	None	No	0.0007022	Param Intra 1 of 2
Barium, Total (mg/L)	GWC-29	0.02203	n/a	8/3/2023	0.019	No	32	0.1287	0.009196	0	None	sqrt(x)	0.0007022	Param Intra 1 of 2
Barium, Total (mg/L)	GWC-50	0.029	n/a	8/3/2023	0.013	No	32	n/a	n/a	0	n/a	n/a	0.001803	NP Intra (normality) 1 of 2
Barium, Total (mg/L)	GWC-51	0.019	n/a	8/3/2023	0.011	No	32	n/a	n/a	3.125	n/a	n/a	0.001803	NP Intra (normality) 1 of 2
Barium, Total (mg/L)	GWC-52	0.02119	n/a	8/3/2023	0.021	No	32	0.01286	0.003883	0	None	No	0.0007022	Param Intra 1 of 2
Barium, Total (mg/L)	GWC-53	0.05436	n/a	8/3/2023	0.033	No	10	0.0428	0.004077	0	None	No	0.0007022	Param Intra 1 of 2
Beryllium, Total (mg/L)	GWA-22	0.0025	n/a	8/3/2023	0.0025ND	No	32	n/a	n/a	96.88	n/a	n/a	0.001803	NP Intra (NDs) 1 of 2
Beryllium, Total (mg/L)	GWC-51	0.0025	n/a	8/3/2023	0.0025ND	No	32	n/a	n/a	96.88	n/a	n/a	0.001803	NP Intra (NDs) 1 of 2
Cadmium, Total (mg/L)	GWA-47	0.0025	n/a	8/3/2023	0.0025ND	No	32	n/a	n/a	96.88	n/a	n/a	0.001803	NP Intra (NDs) 1 of 2
Cadmium, Total (mg/L)	GWC-50	0.0025	n/a	8/3/2023	0.0025ND	No	32	n/a	n/a	96.88	n/a	n/a	0.001803	NP Intra (NDs) 1 of 2
Chromium, Total (mg/L)	GWA-21	0.008498	n/a	8/2/2023	0.0028	No	32	0.05731	0.01625	12.5	None	sqrt(x)	0.0007022	Param Intra 1 of 2
Chromium, Total (mg/L)	GWA-22	0.01239	n/a	8/3/2023	0.0089	No	32	0.007084	0.002472	6.25	None	No	0.0007022	Param Intra 1 of 2
Chromium, Total (mg/L)	GWA-45	0.002	n/a	8/3/2023	0.0012J	No	30	n/a	n/a	100	n/a	n/a	0.002008	NP Intra (NDs) 1 of 2
Chromium, Total (mg/L)	GWA-46	0.0088	n/a	8/3/2023	0.0053	No	32	n/a	n/a	3.125	n/a	n/a	0.001803	NP Intra (normality) 1 of 2
Chromium, Total (mg/L)	GWA-47	0.045	n/a	8/3/2023	0.0092	No	32	n/a	n/a	6.25	n/a	n/a	0.001803	NP Intra (normality) 1 of 2
Chromium, Total (mg/L)	GWA-48	0.028	n/a	8/3/2023	0.0056	No	32	n/a	n/a	6.25	n/a	n/a	0.001803	NP Intra (normality) 1 of 2
Chromium, Total (mg/L)	GWA-49	0.009493	n/a	8/3/2023	0.0065	No	32	0.0791	0.008539	3.125	None	sqrt(x)	0.0007022	Param Intra 1 of 2
Chromium, Total (mg/L)	GWC-29	0.0039	n/a	8/3/2023	0.002ND	No	32	n/a	n/a	50	n/a	n/a	0.001803	NP Intra (normality) 1 of 2
Chromium, Total (mg/L)	GWC-50	0.0089	n/a	8/3/2023	0.0042	No	32	n/a	n/a	6.25	n/a	n/a	0.001803	NP Intra (normality) 1 of 2
Chromium, Total (mg/L)	GWC-51	0.007106	n/a	8/3/2023	0.0063	No	32	0.06127	0.01073	9.375	None	sqrt(x)	0.0007022	Param Intra 1 of 2
Chromium, Total (mg/L)	GWC-52	0.01539	n/a	8/3/2023	0.035	Yes	24	0.00975	0.002526	4.167	None	No	0.0007022	Param Intra 1 of 2
Chromium, Total (mg/L)	GWC-53	0.0041	n/a	8/3/2023	0.002ND	No	32	n/a	n/a	40.63	n/a	n/a	0.001803	NP Intra (normality) 1 of 2
Cobalt, Total (mg/L)	GWA-21	0.0025	n/a	8/2/2023	0.0025ND	No	32	n/a	n/a	62.5	n/a	n/a	0.001803	NP Intra (NDs) 1 of 2
Cobalt, Total (mg/L)	GWA-22	0.0025	n/a	8/3/2023	0.0025ND	No	31	n/a	n/a	70.97	n/a	n/a	0.001905	NP Intra (NDs) 1 of 2
Cobalt, Total (mg/L)	GWA-45	0.009925	n/a	8/3/2023	0.0011J	No	32	0.1351	0.03718	21.88	Kaplan-Meier	x^(1/3)	0.0007022	Param Intra 1 of 2
Cobalt, Total (mg/L)	GWA-46	0.0025	n/a	8/3/2023	0.0025ND	No	32	n/a	n/a	90.63	n/a	n/a	0.001803	NP Intra (NDs) 1 of 2
Cobalt, Total (mg/L)	GWA-47	0.0025	n/a	8/3/2023	0.0025ND	No	30	n/a	n/a	86.67	n/a	n/a	0.002008	NP Intra (NDs) 1 of 2
Cobalt, Total (mg/L)	GWA-48	0.0025	n/a	8/3/2023	0.0025ND	No	31	n/a	n/a	90.32	n/a	n/a	0.001905	NP Intra (NDs) 1 of 2
Cobalt, Total (mg/L)	GWA-49	0.0025	n/a	8/3/2023	0.0025ND	No	32	n/a	n/a	84.38	n/a	n/a	0.001803	NP Intra (NDs) 1 of 2
Cobalt, Total (mg/L)	GWC-29	0.0025	n/a	8/3/2023	0.0025ND	No	32	n/a	n/a	96.88	n/a	n/a	0.001803	NP Intra (NDs) 1 of 2
Cobalt, Total (mg/L)	GWC-50	0.0025	n/a	8/3/2023	0.0025ND	No	32	n/a	n/a	96.88	n/a	n/a	0.001803	NP Intra (NDs) 1 of 2
Cobalt, Total (mg/L)	GWC-51	0.0025	n/a	8/3/2023	0.0025ND	No	32	n/a	n/a	90.63	n/a	n/a	0.001803	NP Intra (NDs) 1 of 2
Cobalt, Total (mg/L)	GWC-53	0.0171	n/a	8/3/2023	0.013	No	32	0.008566	0.003976	6.25	None	No	0.0007022	Param Intra 1 of 2
Copper, Total (mg/L)	GWA-21	0.0023	n/a	8/2/2023	0.002ND	No	26	n/a	n/a	92.31	n/a	n/a	0.002667	NP Intra (NDs) 1 of 2
Copper, Total (mg/L)	GWA-22	0.003	n/a	8/3/2023	0.002ND	No	26	n/a	n/a	92.31	n/a	n/a	0.002667	NP Intra (NDs) 1 of 2
Copper, Total (mg/L)	GWA-45	0.0034	n/a	8/3/2023	0.002ND	No	27	n/a	n/a	77.78	n/a	n/a	0.002502	NP Intra (NDs) 1 of 2
Copper, Total (mg/L)	GWA-47	0.022	n/a	8/3/2023	0.002ND	No	26	n/a	n/a	42.31	n/a	n/a	0.002667	NP Intra (normality) 1 of 2
Copper, Total (mg/L)	GWA-48	0.0084	n/a	8/3/2023	0.002ND	No	26	n/a	n/a	61.54	n/a	n/a	0.002667	NP Intra (NDs) 1 of 2
Copper, Total (mg/L)	GWA-49	0.0031	n/a	8/3/2023	0.002ND	No	27	n/a	n/a	92.59	n/a	n/a	0.002502	NP Intra (NDs) 1 of 2
Copper, Total (mg/L)	GWC-50	0.0046	n/a	8/3/2023	0.002ND	No	26	n/a	n/a	92.31	n/a	n/a	0.002667	NP Intra (NDs) 1 of 2
Copper, Total (mg/L)	GWC-51	0.0025	n/a	8/3/2023	0.0012J	No	27	n/a	n/a	92.59	n/a	n/a	0.002502	NP Intra (NDs) 1 of 2
Lead, Total (mg/L)	GWA-21	0.0022	n/a	8/2/2023	0.001ND	No	19	n/a	n/a	94.74	n/a	n/a	0.004832	NP Intra (NDs) 1 of 2
Lead, Total (mg/L)	GWA-22	0.001	n/a	8/3/2023	0.001ND	No	19	n/a	n/a	89.47	n/a	n/a	0.004832	NP Intra (NDs) 1 of 2
Lead, Total (mg/L)	GWA-45	0.0016	n/a	8/3/2023	0.001ND	No	19	n/a	n/a	89.47	n/a	n/a	0.004832	NP Intra (NDs) 1 of 2
Lead, Total (mg/L)	GWA-46	0.001	n/a	8/3/2023	0.001ND	No	19	n/a	n/a	100	n/a	n/a	0.004832	NP Intra (NDs) 1 of 2
Lead, Total (mg/L)	GWA-47	0.001	n/a	8/3/2023	0.001ND	No	19	n/a	n/a	94.74	n/a	n/a	0.004832	NP Intra (NDs) 1 of 2
Lead, Total (mg/L)	GWA-48	0.001	n/a	8/3/2023	0.001ND	No	19	n/a	n/a	94.74	n/a	n/a	0.004832	NP Intra (NDs) 1 of 2
Lead, Total (mg/L)	GWA-49	0.001	n/a	8/3/2023	0.001ND	No	19	n/a	n/a	100	n/a	n/a	0.004832	NP Intra (NDs) 1 of 2

Appendix I Intrawell Prediction Limits - All Results

Plant Scherer Client: Southern Company Data: Scherer PAC-CCR Printed 9/29/2023, 4:39 PM

Constituent	Well	Upper Lim.	Lower Lim.	Date	Observ.	Sig.	Bg N	Bg Mean	Std. Dev.	%NDs	ND Adj.	Transform	Alpha	Method
Lead, Total (mg/L)	GWC-29	0.001	n/a	8/3/2023	0.001ND	No	19	n/a	n/a	100	n/a	n/a	0.004832	NP Intra (NDs) 1 of 2
Lead, Total (mg/L)	GWC-50	0.001	n/a	8/3/2023	0.001ND	No	19	n/a	n/a	89.47	n/a	n/a	0.004832	NP Intra (NDs) 1 of 2
Lead, Total (mg/L)	GWC-51	0.0015	n/a	8/3/2023	0.001ND	No	19	n/a	n/a	84.21	n/a	n/a	0.004832	NP Intra (NDs) 1 of 2
Lead, Total (mg/L)	GWC-52	0.001	n/a	8/3/2023	0.001ND	No	18	n/a	n/a	100	n/a	n/a	0.005373	NP Intra (NDs) 1 of 2
Lead, Total (mg/L)	GWC-53	0.001	n/a	8/3/2023	0.001ND	No	19	n/a	n/a	94.74	n/a	n/a	0.004832	NP Intra (NDs) 1 of 2
Mercury, Total (mg/L)	GWA-21	0.0002	n/a	8/2/2023	0.0002ND	No	32	n/a	n/a	96.88	n/a	n/a	0.001803	NP Intra (NDs) 1 of 2
Mercury, Total (mg/L)	GWA-22	0.0002	n/a	8/3/2023	0.0002ND	No	32	n/a	n/a	96.88	n/a	n/a	0.001803	NP Intra (NDs) 1 of 2
Mercury, Total (mg/L)	GWA-45	0.0002	n/a	8/3/2023	0.0002ND	No	32	n/a	n/a	96.88	n/a	n/a	0.001803	NP Intra (NDs) 1 of 2
Mercury, Total (mg/L)	GWA-46	0.0002	n/a	8/3/2023	0.0002ND	No	32	n/a	n/a	93.75	n/a	n/a	0.001803	NP Intra (NDs) 1 of 2
Mercury, Total (mg/L)	GWA-47	0.0002	n/a	8/3/2023	0.0002ND	No	32	n/a	n/a	93.75	n/a	n/a	0.001803	NP Intra (NDs) 1 of 2
Mercury, Total (mg/L)	GWA-48	0.0002	n/a	8/3/2023	0.0002ND	No	32	n/a	n/a	93.75	n/a	n/a	0.001803	NP Intra (NDs) 1 of 2
Mercury, Total (mg/L)	GWA-49	0.0002	n/a	8/3/2023	0.0002ND	No	32	n/a	n/a	96.88	n/a	n/a	0.001803	NP Intra (NDs) 1 of 2
Mercury, Total (mg/L)	GWC-29	0.0002	n/a	8/3/2023	0.0002ND	No	32	n/a	n/a	96.88	n/a	n/a	0.001803	NP Intra (NDs) 1 of 2
Mercury, Total (mg/L)	GWC-50	0.0002	n/a	8/3/2023	0.0002ND	No	32	n/a	n/a	96.88	n/a	n/a	0.001803	NP Intra (NDs) 1 of 2
Mercury, Total (mg/L)	GWC-52	0.0002	n/a	8/3/2023	0.00009J	No	32	n/a	n/a	96.88	n/a	n/a	0.001803	NP Intra (NDs) 1 of 2
Nickel, Total (mg/L)	GWA-21	0.0012	n/a	8/2/2023	0.00086J	No	26	n/a	n/a	76.92	n/a	n/a	0.002667	NP Intra (NDs) 1 of 2
Nickel, Total (mg/L)	GWA-22	0.0014	n/a	8/3/2023	0.00067J	No	26	n/a	n/a	84.62	n/a	n/a	0.002667	NP Intra (NDs) 1 of 2
Nickel, Total (mg/L)	GWA-45	0.001	n/a	8/3/2023	0.00067J	No	27	n/a	n/a	77.78	n/a	n/a	0.002502	NP Intra (NDs) 1 of 2
Nickel, Total (mg/L)	GWA-46	0.001	n/a	8/3/2023	0.00045J	No	26	n/a	n/a	92.31	n/a	n/a	0.002667	NP Intra (NDs) 1 of 2
Nickel, Total (mg/L)	GWA-47	0.022	n/a	8/3/2023	0.001ND	No	27	n/a	n/a	70.37	n/a	n/a	0.002502	NP Intra (NDs) 1 of 2
Nickel, Total (mg/L)	GWA-48	0.016	n/a	8/3/2023	0.001ND	No	27	n/a	n/a	59.26	n/a	n/a	0.002502	NP Intra (NDs) 1 of 2
Nickel, Total (mg/L)	GWA-49	0.0019	n/a	8/3/2023	0.00046J	No	27	n/a	n/a	81.48	n/a	n/a	0.002502	NP Intra (NDs) 1 of 2
Nickel, Total (mg/L)	GWC-29	0.0047	n/a	8/3/2023	0.0031	No	27	n/a	n/a	48.15	n/a	n/a	0.002502	NP Intra (normality) 1 of 2
Nickel, Total (mg/L)	GWC-50	0.0036	n/a	8/3/2023	0.0033	No	27	n/a	n/a	74.07	n/a	n/a	0.002502	NP Intra (NDs) 1 of 2
Nickel, Total (mg/L)	GWC-51	0.0034	n/a	8/3/2023	0.0028	No	27	n/a	n/a	59.26	n/a	n/a	0.002502	NP Intra (NDs) 1 of 2
Nickel, Total (mg/L)	GWC-53	0.008125	n/a	8/3/2023	0.0071	No	27	3.0e-7	1.1e-7	7.407	None	x*3	0.0007022	Param Intra 1 of 2
Selenium, Total (mg/L)	GWA-22	0.005	n/a	8/3/2023	0.005ND	No	32	n/a	n/a	90.63	n/a	n/a	0.001803	NP Intra (NDs) 1 of 2
Selenium, Total (mg/L)	GWA-45	0.005	n/a	8/3/2023	0.005ND	No	30	n/a	n/a	90	n/a	n/a	0.002008	NP Intra (NDs) 1 of 2
Selenium, Total (mg/L)	GWA-47	0.005	n/a	8/3/2023	0.005ND	No	31	n/a	n/a	96.77	n/a	n/a	0.001905	NP Intra (NDs) 1 of 2
Selenium, Total (mg/L)	GWA-48	0.005	n/a	8/3/2023	0.005ND	No	31	n/a	n/a	93.55	n/a	n/a	0.001905	NP Intra (NDs) 1 of 2
Selenium, Total (mg/L)	GWA-49	0.005	n/a	8/3/2023	0.005ND	No	32	n/a	n/a	93.75	n/a	n/a	0.001803	NP Intra (NDs) 1 of 2
Selenium, Total (mg/L)	GWC-29	0.005	n/a	8/3/2023	0.005ND	No	32	n/a	n/a	93.75	n/a	n/a	0.001803	NP Intra (NDs) 1 of 2
Selenium, Total (mg/L)	GWC-50	0.005	n/a	8/3/2023	0.005ND	No	32	n/a	n/a	93.75	n/a	n/a	0.001803	NP Intra (NDs) 1 of 2
Selenium, Total (mg/L)	GWC-52	0.005	n/a	8/3/2023	0.005ND	No	31	n/a	n/a	83.87	n/a	n/a	0.001905	NP Intra (NDs) 1 of 2
Selenium, Total (mg/L)	GWC-53	0.005	n/a	8/3/2023	0.005ND	No	32	n/a	n/a	90.63	n/a	n/a	0.001803	NP Intra (NDs) 1 of 2
Thallium, Total (mg/L)	GWA-21	0.001	n/a	8/2/2023	0.001ND	No	32	n/a	n/a	90.63	n/a	n/a	0.001803	NP Intra (NDs) 1 of 2
Thallium, Total (mg/L)	GWA-22	0.001	n/a	8/3/2023	0.001ND	No	32	n/a	n/a	93.75	n/a	n/a	0.001803	NP Intra (NDs) 1 of 2
Thallium, Total (mg/L)	GWA-45	0.001	n/a	8/3/2023	0.001ND	No	32	n/a	n/a	90.63	n/a	n/a	0.001803	NP Intra (NDs) 1 of 2
Thallium, Total (mg/L)	GWA-48	0.001	n/a	8/3/2023	0.001ND	No	32	n/a	n/a	93.75	n/a	n/a	0.001803	NP Intra (NDs) 1 of 2
Thallium, Total (mg/L)	GWC-50	0.001	n/a	8/3/2023	0.001ND	No	32	n/a	n/a	96.88	n/a	n/a	0.001803	NP Intra (NDs) 1 of 2
Thallium, Total (mg/L)	GWC-51	0.001	n/a	8/3/2023	0.001ND	No	32	n/a	n/a	96.88	n/a	n/a	0.001803	NP Intra (NDs) 1 of 2
Vanadium, Total (mg/L)	GWA-21	0.004	n/a	8/2/2023	0.0035	No	26	n/a	n/a	50	n/a	n/a	0.002667	NP Intra (normality) 1 of 2
Vanadium, Total (mg/L)	GWA-22	0.0083	n/a	8/3/2023	0.0037	No	26	n/a	n/a	46.15	n/a	n/a	0.002667	NP Intra (normality) 1 of 2
Vanadium, Total (mg/L)	GWA-45	0.0036	n/a	8/3/2023	0.0012J	No	26	n/a	n/a	57.69	n/a	n/a	0.002667	NP Intra (NDs) 1 of 2
Vanadium, Total (mg/L)	GWA-46	0.006101	n/a	8/3/2023	0.0026	No	26	0.05716	0.009504	15.38	Kaplan-Meier	sqrt(x)	0.0007022	Param Intra 1 of 2
Vanadium, Total (mg/L)	GWA-47	0.01987	n/a	8/3/2023	0.0072	No	26	0.009388	0.004755	7.692	None	No	0.0007022	Param Intra 1 of 2
Vanadium, Total (mg/L)	GWA-48	0.02235	n/a	8/3/2023	0.017	No	26	0.0002699	0.0001043	3.846	None	x*2	0.0007022	Param Intra 1 of 2
Vanadium, Total (mg/L)	GWA-49	0.02266	n/a	8/3/2023	0.019	No	27	0.01882	0.001752	0	None	No	0.0007022	Param Intra 1 of 2
Vanadium, Total (mg/L)	GWC-29	0.007301	n/a	8/3/2023	0.005	No	27	0.004641	0.001213	7.407	None	No	0.0007022	Param Intra 1 of 2
Vanadium, Total (mg/L)	GWC-50	0.0093	n/a	8/3/2023	0.0029	No	27	n/a	n/a	33.33	n/a	n/a	0.002502	NP Intra (normality) 1 of 2
Vanadium, Total (mg/L)	GWC-51	0.007518	n/a	8/3/2023	0.0041	No	27	0.004618	0.001323	18.52	Kaplan-Meier	No	0.0007022	Param Intra 1 of 2
Vanadium, Total (mg/L)	GWC-52	0.01363	n/a	8/3/2023	0.0088	No	27	0.00000132	5.5e-7	7.407	None	x*3	0.0007022	Param Intra 1 of 2
Vanadium, Total (mg/L)	GWC-53	0.0065	n/a	8/3/2023	0.002ND	No	26	n/a	n/a	73.08	n/a	n/a	0.002667	NP Intra (NDs) 1 of 2
Zinc, Total (mg/L)	GWA-21	0.005	n/a	8/2/2023	0.005ND	No	27	n/a	n/a	92.59	n/a	n/a	0.002502	NP Intra (NDs) 1 of 2
Zinc, Total (mg/L)	GWA-22	0.0085	n/a	8/3/2023	0.005ND	No	25	n/a	n/a	92	n/a	n/a	0.002832	NP Intra (NDs) 1 of 2
Zinc, Total (mg/L)	GWA-45	0.0098	n/a	8/3/2023	0.0051	No	27	n/a	n/a	70.37	n/a	n/a	0.002502	NP Intra (NDs) 1 of 2
Zinc, Total (mg/L)	GWA-46	0.0096	n/a	8/3/2023	0.0037J	No	26	n/a	n/a	73.08	n/a	n/a	0.002667	NP Intra (NDs) 1 of 2
Zinc, Total (mg/L)	GWA-47	0.0087	n/a	8/3/2023	0.005ND	No	25	n/a	n/a	92	n/a	n/a	0.002832	NP Intra (NDs) 1 of 2
Zinc, Total (mg/L)	GWA-48	0.005	n/a	8/3/2023	0.005ND	No	27	n/a	n/a	88.89	n/a	n/a	0.002502	NP Intra (NDs) 1 of 2
Zinc, Total (mg/L)	GWA-49	0.005	n/a	8/3/2023	0.005ND	No	27	n/a	n/a	92.59	n/a	n/a	0.002502	NP Intra (NDs) 1 of 2
Zinc, Total (mg/L)	GWC-29	0.0058	n/a	8/3/2023	0.005ND	No	27	n/a	n/a	96.3	n/a	n/a	0.002502	NP Intra (NDs) 1 of 2
Zinc, Total (mg/L)	GWC-50	0.0076	n/a	8/3/2023	0.0033J	No	27	n/a	n/a	85.19	n/a	n/a	0.002502	NP Intra (NDs) 1 of 2
Zinc, Total (mg/L)	GWC-51	0.005	n/a	8/3/2023	0.0035J	No	27	n/a	n/a	92.59	n/a	n/a	0.002502	NP Intra (NDs) 1 of 2
Zinc, Total (mg/L)	GWC-52	0.0073	n/a	8/3/2023	0.005ND	No	27	n/a	n/a	92.59	n/a	n/a	0.002502	NP Intra (NDs) 1 of 2
Zinc, Total (mg/L)	GWC-53	0.01998	n/a	8/3/2023	0.015	No	26	0.01409	0.002672	0	None	No	0.0007022	Param Intra 1 of 2

Appendix I Interwell Prediction Limits - Two-Step - All Results (No Significant)

Plant Scherer Client: Southern Company Data: Scherer PAC-CCR Printed 9/29/2023, 4:42 PM

Constituent	Well	Upper Lim.	Lower Lim.	Date	Observ.	Sig.	Bg N	Bg Mean	Std. Dev.	%NDs	ND Adj.	Transform	Alpha	Method
Chromium, Total (mg/L)	GWC-52	0.045	n/a	8/3/2023	0.035	No	236	n/a	n/a	18.22	n/a	n/a	0.0000492	NP Inter (normality) 1 of 2

Appendix I Trend Tests Summary - Significant Results

Plant Scherer Client: Southern Company Data: Scherer PAC-CCR Printed 9/29/2023, 4:45 PM

<u>Constituent</u>	<u>Well</u>	<u>Slope</u>	<u>Calc.</u>	<u>Critical</u>	<u>Sig.</u>	<u>N</u>	<u>%NDs</u>	<u>Normality</u>	<u>Xform</u>	<u>Alpha</u>	<u>Method</u>
Chromium, Total (mg/L)	GWA-21 (bg)	-0.0003381	-284	-176	Yes	34	11.76	n/a	n/a	0.01	NP
Chromium, Total (mg/L)	GWA-22 (bg)	0.0005163	346	176	Yes	34	5.882	n/a	n/a	0.01	NP
Chromium, Total (mg/L)	GWC-52	0.002256	372	176	Yes	34	2.941	n/a	n/a	0.01	NP

Appendix I Trend Tests Summary - All Results

Plant Scherer Client: Southern Company Data: Scherer PAC-CCR Printed 9/29/2023, 4:45 PM

Constituent	Well	Slope	Calc.	Critical	Sig.	N	%NDs	Normality	Xform	Alpha	Method
Chromium, Total (mg/L)	GWA-21 (bg)	-0.0003381	-284	-176	Yes	34	11.76	<i>n/a</i>	<i>n/a</i>	0.01	NP
Chromium, Total (mg/L)	GWA-22 (bg)	0.0005163	346	176	Yes	34	5.882	<i>n/a</i>	<i>n/a</i>	0.01	NP
Chromium, Total (mg/L)	GWA-45 (bg)	0	-31	-161	No	32	96.88	<i>n/a</i>	<i>n/a</i>	0.01	NP
Chromium, Total (mg/L)	GWA-46 (bg)	0.00004957	94	176	No	34	2.941	<i>n/a</i>	<i>n/a</i>	0.01	NP
Chromium, Total (mg/L)	GWA-47 (bg)	0.00002271	20	176	No	34	5.882	<i>n/a</i>	<i>n/a</i>	0.01	NP
Chromium, Total (mg/L)	GWA-48 (bg)	-0.0001113	-66	-176	No	34	5.882	<i>n/a</i>	<i>n/a</i>	0.01	NP
Chromium, Total (mg/L)	GWA-49 (bg)	0.00003942	32	176	No	34	2.941	<i>n/a</i>	<i>n/a</i>	0.01	NP
Chromium, Total (mg/L)	GWC-52	0.002256	372	176	Yes	34	2.941	<i>n/a</i>	<i>n/a</i>	0.01	NP

Appendix III Intrawell Prediction Limits - Significant Results

Plant Scherer Client: Southern Company Data: Scherer PAC-CCR Printed 9/29/2023, 6:57 PM

Constituent	Well	Upper Lim.	Lower Lim.	Date	Observ.	Sig.	Bg N	Bg Mean	Std. Dev.	%NDs	ND Adj.	Transform	Alpha	Method
Calcium (mg/L)	GWC-29	17	n/a	8/3/2023	18	Yes	19	n/a	n/a	0	n/a	n/a	0.004832	NP Intra (normality) 1 of 2
Calcium (mg/L)	GWC-51	7.914	n/a	8/3/2023	8.2	Yes	19	6.811	0.5301	0	None	No	0.001504	Param Intra 1 of 2
Calcium (mg/L)	GWC-52	22.55	n/a	8/3/2023	24	Yes	19	15.64	3.322	0	None	No	0.001504	Param Intra 1 of 2
Chloride (mg/L)	GWC-53	13	n/a	8/3/2023	14	Yes	19	n/a	n/a	0	n/a	n/a	0.004832	NP Intra (normality) 1 of 2
Sulfate (mg/L)	GWC-52	26.35	n/a	8/3/2023	74	Yes	11	12.57	5.74	9.091	None	No	0.001504	Param Intra 1 of 2
Total Dissolved Solids (mg/L)	GWA-49	129.2	n/a	8/3/2023	130	Yes	18	108.6	9.793	0	None	No	0.001504	Param Intra 1 of 2

Appendix III Intrawell Prediction Limits - All Results

Plant Scherer Client: Southern Company Data: Scherer PAC-CCR Printed 9/29/2023, 6:57 PM

Constituent	Well	Upper Lim.	Lower Lim.	Date	Observ.	Sig.	Bg N	Bg Mean	Std. Dev.	%NDs	ND Adj.	Transform	Alpha	Method
Boron (mg/L)	GWA-21	0.08	n/a	8/2/2023	0.08ND	No	19	n/a	n/a	89.47	n/a	n/a	0.004832	NP Intra (NDs) 1 of 2
Boron (mg/L)	GWA-22	0.08	n/a	8/3/2023	0.08ND	No	19	n/a	n/a	100	n/a	n/a	0.004832	NP Intra (NDs) 1 of 2
Boron (mg/L)	GWA-45	1.35	n/a	8/3/2023	1.1	No	10	0.932	0.1688	0	None	No	0.001504	Param Intra 1 of 2
Boron (mg/L)	GWA-46	0.08	n/a	8/3/2023	0.027J	No	19	n/a	n/a	100	n/a	n/a	0.004832	NP Intra (NDs) 1 of 2
Boron (mg/L)	GWA-47	0.08	n/a	8/3/2023	0.08ND	No	19	n/a	n/a	94.74	n/a	n/a	0.004832	NP Intra (NDs) 1 of 2
Boron (mg/L)	GWA-48	0.08	n/a	8/3/2023	0.023J	No	19	n/a	n/a	94.74	n/a	n/a	0.004832	NP Intra (NDs) 1 of 2
Boron (mg/L)	GWA-49	0.08	n/a	8/3/2023	0.08ND	No	19	n/a	n/a	100	n/a	n/a	0.004832	NP Intra (NDs) 1 of 2
Boron (mg/L)	GWC-29	0.08	n/a	8/3/2023	0.025J	No	19	n/a	n/a	94.74	n/a	n/a	0.004832	NP Intra (NDs) 1 of 2
Boron (mg/L)	GWC-50	0.08	n/a	8/3/2023	0.08ND	No	19	n/a	n/a	100	n/a	n/a	0.004832	NP Intra (NDs) 1 of 2
Boron (mg/L)	GWC-51	0.08	n/a	8/3/2023	0.08ND	No	19	n/a	n/a	100	n/a	n/a	0.004832	NP Intra (NDs) 1 of 2
Boron (mg/L)	GWC-52	0.08	n/a	8/3/2023	0.08ND	No	19	n/a	n/a	100	n/a	n/a	0.004832	NP Intra (NDs) 1 of 2
Boron (mg/L)	GWC-53	1.09	n/a	8/3/2023	0.97	No	19	0.946	0.06939	0	None	No	0.001504	Param Intra 1 of 2
Calcium (mg/L)	GWA-21	11.24	n/a	8/2/2023	6.4	No	19	8.656	1.24	0	None	No	0.001504	Param Intra 1 of 2
Calcium (mg/L)	GWA-22	10.02	n/a	8/3/2023	9.6	No	19	7.211	1.352	0	None	No	0.001504	Param Intra 1 of 2
Calcium (mg/L)	GWA-45	47.22	n/a	8/3/2023	23	No	19	34.49	6.119	0	None	No	0.001504	Param Intra 1 of 2
Calcium (mg/L)	GWA-46	7.062	n/a	8/3/2023	6.4	No	19	5.804	0.6047	0	None	No	0.001504	Param Intra 1 of 2
Calcium (mg/L)	GWA-47	13	n/a	8/3/2023	13	No	19	n/a	n/a	0	n/a	n/a	0.004832	NP Intra (normality) 1 of 2
Calcium (mg/L)	GWA-48	14	n/a	8/3/2023	12	No	19	n/a	n/a	0	n/a	n/a	0.004832	NP Intra (normality) 1 of 2
Calcium (mg/L)	GWA-49	16	n/a	8/3/2023	15	No	19	n/a	n/a	0	n/a	n/a	0.004832	NP Intra (normality) 1 of 2
Calcium (mg/L)	GWC-29	17	n/a	8/3/2023	18	Yes	19	n/a	n/a	0	n/a	n/a	0.004832	NP Intra (normality) 1 of 2
Calcium (mg/L)	GWC-50	8.1	n/a	8/3/2023	8	No	19	7.149	0.4569	0	None	No	0.001504	Param Intra 1 of 2
Calcium (mg/L)	GWC-51	7.914	n/a	8/3/2023	8.2	Yes	19	6.811	0.5301	0	None	No	0.001504	Param Intra 1 of 2
Calcium (mg/L)	GWC-52	22.55	n/a	8/3/2023	24	Yes	19	15.64	3.322	0	None	No	0.001504	Param Intra 1 of 2
Calcium (mg/L)	GWC-53	20.32	n/a	8/3/2023	18	No	19	298.6	54.84	0	None	x^2	0.001504	Param Intra 1 of 2
Chloride (mg/L)	GWA-21	4.416	n/a	8/2/2023	3.4	No	19	3.412	0.4825	0	None	No	0.001504	Param Intra 1 of 2
Chloride (mg/L)	GWA-22	4.767	n/a	8/3/2023	1.8	No	19	1.638	0.2622	0	None	sqrt(x)	0.001504	Param Intra 1 of 2
Chloride (mg/L)	GWA-45	13	n/a	8/3/2023	13	No	19	n/a	n/a	0	n/a	n/a	0.004832	NP Intra (normality) 1 of 2
Chloride (mg/L)	GWA-46	5.759	n/a	8/3/2023	5.2	No	19	3.853	0.9159	0	None	No	0.001504	Param Intra 1 of 2
Chloride (mg/L)	GWA-47	1.847	n/a	8/3/2023	1.6	No	19	1.514	0.16	0	None	No	0.001504	Param Intra 1 of 2
Chloride (mg/L)	GWA-48	2.016	n/a	8/3/2023	1.7	No	18	1.741	0.1305	0	None	No	0.001504	Param Intra 1 of 2
Chloride (mg/L)	GWA-49	2.36	n/a	8/3/2023	1.9	No	19	2.083	0.1331	0	None	No	0.001504	Param Intra 1 of 2
Chloride (mg/L)	GWC-29	4.103	n/a	8/3/2023	3.3	No	18	3.433	0.3181	0	None	No	0.001504	Param Intra 1 of 2
Chloride (mg/L)	GWC-50	2.1	n/a	8/3/2023	1.6	No	19	n/a	n/a	0	n/a	n/a	0.004832	NP Intra (normality) 1 of 2
Chloride (mg/L)	GWC-51	8.175	n/a	8/3/2023	7.8	No	18	1.945	0.07427	0	None	ln(x)	0.001504	Param Intra 1 of 2
Chloride (mg/L)	GWC-52	8.528	n/a	8/3/2023	7.6	No	18	7.906	0.296	0	None	No	0.001504	Param Intra 1 of 2
Chloride (mg/L)	GWC-53	13	n/a	8/3/2023	14	Yes	19	n/a	n/a	0	n/a	n/a	0.004832	NP Intra (normality) 1 of 2
Fluoride (mg/L)	GWA-21	0.092	n/a	8/2/2023	0.044J	No	19	n/a	n/a	52.63	n/a	n/a	0.004832	NP Intra (NDs) 1 of 2
Fluoride (mg/L)	GWA-22	0.088	n/a	8/3/2023	0.042J	No	19	n/a	n/a	57.89	n/a	n/a	0.004832	NP Intra (NDs) 1 of 2
Fluoride (mg/L)	GWA-45	0.1	n/a	8/3/2023	0.1ND	No	19	n/a	n/a	73.68	n/a	n/a	0.004832	NP Intra (NDs) 1 of 2
Fluoride (mg/L)	GWA-46	0.11	n/a	8/3/2023	0.1ND	No	19	n/a	n/a	68.42	n/a	n/a	0.004832	NP Intra (NDs) 1 of 2
Fluoride (mg/L)	GWA-47	0.1	n/a	8/3/2023	0.047J	No	19	n/a	n/a	63.16	n/a	n/a	0.004832	NP Intra (NDs) 1 of 2
Fluoride (mg/L)	GWA-48	0.1	n/a	8/3/2023	0.045J	No	19	n/a	n/a	47.37	n/a	n/a	0.004832	NP Intra (normality) 1 of 2
Fluoride (mg/L)	GWA-49	0.082	n/a	8/3/2023	0.044J	No	19	n/a	n/a	52.63	n/a	n/a	0.004832	NP Intra (NDs) 1 of 2
Fluoride (mg/L)	GWC-29	0.082	n/a	8/3/2023	0.06J	No	19	n/a	n/a	52.63	n/a	n/a	0.004832	NP Intra (NDs) 1 of 2
Fluoride (mg/L)	GWC-50	0.1	n/a	8/3/2023	0.1ND	No	19	n/a	n/a	63.16	n/a	n/a	0.004832	NP Intra (NDs) 1 of 2
Fluoride (mg/L)	GWC-51	0.1	n/a	8/3/2023	0.1ND	No	19	n/a	n/a	63.16	n/a	n/a	0.004832	NP Intra (NDs) 1 of 2
Fluoride (mg/L)	GWC-52	0.094	n/a	8/3/2023	0.046J	No	19	n/a	n/a	57.89	n/a	n/a	0.004832	NP Intra (NDs) 1 of 2
Fluoride (mg/L)	GWC-53	0.1	n/a	8/3/2023	0.1ND	No	19	n/a	n/a	84.21	n/a	n/a	0.004832	NP Intra (NDs) 1 of 2
pH (S.U.)	GWA-21	6.036	5.599	8/2/2023	5.86	No	21	5.818	0.107	0	None	No	0.000752	Param Intra 1 of 2
pH (S.U.)	GWA-22	6.307	5.548	8/3/2023	6.03	No	22	5.928	0.187	0	None	No	0.000752	Param Intra 1 of 2
pH (S.U.)	GWA-45	6.48	5.92	8/3/2023	5.93	No	23	n/a	n/a	0	n/a	n/a	0.006831	NP Intra (normality) 1 of 2
pH (S.U.)	GWA-46	6.83	5.71	8/3/2023	5.841	No	24	n/a	n/a	0	n/a	n/a	0.006247	NP Intra (normality) 1 of 2
pH (S.U.)	GWA-47	6.608	6.308	8/3/2023	6.42	No	26	6.458	0.07553	0	None	No	0.000752	Param Intra 1 of 2
pH (S.U.)	GWA-48	6.966	6.599	8/3/2023	6.84	No	24	6.783	0.09157	0	None	No	0.000752	Param Intra 1 of 2
pH (S.U.)	GWA-49	7.098	6.674	8/3/2023	6.88	No	23	6.886	0.105	0	None	No	0.000752	Param Intra 1 of 2

Appendix III Intrawell Prediction Limits - All Results

Plant Scherer Client: Southern Company Data: Scherer PAC-CCR Printed 9/29/2023, 6:57 PM

Constituent	Well	Upper Lim.	Lower Lim.	Date	Observ.	Sig.	Bg N	Bg Mean	Std. Dev.	%NDs	ND Adj.	Transform	Alpha	Method
pH (S.U.)	GWC-29	6.3	5.72	8/3/2023	5.94	No	23	n/a	n/a	0	n/a	n/a	0.006831	NP Intra (normality) 1 of 2
pH (S.U.)	GWC-50	5.959	5.69	8/3/2023	5.89	No	24	5.824	0.06717	0	None	No	0.000752	Param Intra 1 of 2
pH (S.U.)	GWC-51	6.008	5.744	8/3/2023	5.86	No	25	5.876	0.06614	0	None	No	0.000752	Param Intra 1 of 2
pH (S.U.)	GWC-52	6.787	6.53	8/3/2023	6.63	No	25	6.659	0.06463	0	None	No	0.000752	Param Intra 1 of 2
pH (S.U.)	GWC-53	5.752	5.445	8/3/2023	5.56	No	23	5.598	0.07608	0	None	No	0.000752	Param Intra 1 of 2
Sulfate (mg/L)	GWA-21	2.686	n/a	8/2/2023	1.4	No	19	1.398	0.6191	5.263	None	No	0.001504	Param Intra 1 of 2
Sulfate (mg/L)	GWA-22	1	n/a	8/3/2023	1ND	No	19	n/a	n/a	89.47	n/a	n/a	0.004832	NP Intra (NDs) 1 of 2
Sulfate (mg/L)	GWA-45	190.4	n/a	8/3/2023	170	No	19	151.4	18.71	0	None	No	0.001504	Param Intra 1 of 2
Sulfate (mg/L)	GWA-46	1.1	n/a	8/3/2023	0.49J	No	19	n/a	n/a	63.16	n/a	n/a	0.004832	NP Intra (NDs) 1 of 2
Sulfate (mg/L)	GWA-47	1.1	n/a	8/3/2023	1ND	No	19	n/a	n/a	78.95	n/a	n/a	0.004832	NP Intra (NDs) 1 of 2
Sulfate (mg/L)	GWA-48	1.68	n/a	8/3/2023	0.94J	No	19	1.244	0.2097	0	None	No	0.001504	Param Intra 1 of 2
Sulfate (mg/L)	GWA-49	1	n/a	8/3/2023	0.46J	No	19	n/a	n/a	63.16	n/a	n/a	0.004832	NP Intra (NDs) 1 of 2
Sulfate (mg/L)	GWC-29	3.356	n/a	8/3/2023	1.7	No	19	6.918	2.089	5.263	None	x^2	0.001504	Param Intra 1 of 2
Sulfate (mg/L)	GWC-50	1	n/a	8/3/2023	1ND	No	19	n/a	n/a	89.47	n/a	n/a	0.004832	NP Intra (NDs) 1 of 2
Sulfate (mg/L)	GWC-51	2.7	n/a	8/3/2023	2.2	No	19	n/a	n/a	52.63	n/a	n/a	0.004832	NP Intra (NDs) 1 of 2
Sulfate (mg/L)	GWC-52	26.35	n/a	8/3/2023	74	Yes	11	12.57	5.74	9.091	None	No	0.001504	Param Intra 1 of 2
Sulfate (mg/L)	GWC-53	170	n/a	8/3/2023	170	No	19	n/a	n/a	0	n/a	n/a	0.004832	NP Intra (normality) 1 of 2
Total Dissolved Solids (mg/L)	GWA-21	129	n/a	8/2/2023	98	No	19	88.89	19.28	0	None	No	0.001504	Param Intra 1 of 2
Total Dissolved Solids (mg/L)	GWA-22	103	n/a	8/3/2023	77	No	19	68.26	16.69	0	None	No	0.001504	Param Intra 1 of 2
Total Dissolved Solids (mg/L)	GWA-45	375.8	n/a	8/3/2023	310	No	19	281.9	45.08	0	None	No	0.001504	Param Intra 1 of 2
Total Dissolved Solids (mg/L)	GWA-46	89.61	n/a	8/3/2023	63	No	19	52.66	17.75	5.263	None	No	0.001504	Param Intra 1 of 2
Total Dissolved Solids (mg/L)	GWA-47	118.9	n/a	8/3/2023	100	No	19	86.95	15.37	0	None	No	0.001504	Param Intra 1 of 2
Total Dissolved Solids (mg/L)	GWA-48	123.1	n/a	8/3/2023	100	No	19	94.05	13.98	0	None	No	0.001504	Param Intra 1 of 2
Total Dissolved Solids (mg/L)	GWA-49	129.2	n/a	8/3/2023	130	Yes	18	108.6	9.793	0	None	No	0.001504	Param Intra 1 of 2
Total Dissolved Solids (mg/L)	GWC-29	142.1	n/a	8/3/2023	120	No	19	95.79	22.25	0	None	No	0.001504	Param Intra 1 of 2
Total Dissolved Solids (mg/L)	GWC-50	112.5	n/a	8/3/2023	77	No	19	70.21	20.34	0	None	No	0.001504	Param Intra 1 of 2
Total Dissolved Solids (mg/L)	GWC-51	106.2	n/a	8/3/2023	82	No	18	77.39	13.68	0	None	No	0.001504	Param Intra 1 of 2
Total Dissolved Solids (mg/L)	GWC-52	203.8	n/a	8/3/2023	200	No	19	137.1	32.07	0	None	No	0.001504	Param Intra 1 of 2
Total Dissolved Solids (mg/L)	GWC-53	326.8	n/a	8/3/2023	290	No	19	258.3	32.93	0	None	No	0.001504	Param Intra 1 of 2

Appendix III Interwell Prediction Limits - Two-Step - Significant Results

Plant Scherer Client: Southern Company Data: Scherer PAC-CCR Printed 10/2/2023, 8:32 AM

Constituent	Well	Upper Lim.	Lower Lim.	Date	Observ.	Sig.	Bg N	Bg Mean	Std. Dev.	%NDs	ND Adj.	Transform	Alpha	Method
Chloride (mg/L)	GWC-53	13	n/a	8/3/2023	14	Yes	146	n/a	n/a	0	n/a	n/a	0.00009274	NP Inter (normality) 1 of 2

Appendix III Interwell Prediction Limits - Two-Step - All Results

Plant Scherer Client: Southern Company Data: Scherer PAC-CCR Printed 10/2/2023, 8:32 AM

Constituent	Well	Upper Lim.	Lower Lim.	Date	Observ.	Sig.	Bg N	Bg Mean	Std. Dev.	%NDs	ND Adj.	Transform	Alpha	Method
Calcium (mg/L)	GWC-29	45	n/a	8/3/2023	18	No	147	n/a	n/a	0	n/a	n/a	0.00009158	NP Inter (normality) 1 of 2
Calcium (mg/L)	GWC-51	45	n/a	8/3/2023	8.2	No	147	n/a	n/a	0	n/a	n/a	0.00009158	NP Inter (normality) 1 of 2
Calcium (mg/L)	GWC-52	45	n/a	8/3/2023	24	No	147	n/a	n/a	0	n/a	n/a	0.00009158	NP Inter (normality) 1 of 2
Chloride (mg/L)	GWC-53	13	n/a	8/3/2023	14	Yes	146	n/a	n/a	0	n/a	n/a	0.00009274	NP Inter (normality) 1 of 2
Sulfate (mg/L)	GWC-52	180	n/a	8/3/2023	74	No	147	n/a	n/a	40.14	n/a	n/a	0.00009158	NP Inter (normality) 1 of 2

Appendix III Trend Tests Summary - Significant Results

Plant Scherer Client: Southern Company Data: Scherer PAC-CCR Printed 10/2/2023, 8:34 AM

Constituent	Well	Slope	Calc.	Critical	Sig.	N	%NDs	Normality	Xform	Alpha	Method
Calcium (mg/L)	GWA-47 (bg)	0.2564	102	87	Yes	21	0	n/a	n/a	0.01	NP
Calcium (mg/L)	GWC-29	1.348	164	87	Yes	21	0	n/a	n/a	0.01	NP
Calcium (mg/L)	GWC-51	0.136	95	87	Yes	21	0	n/a	n/a	0.01	NP
Calcium (mg/L)	GWC-52	1.605	163	87	Yes	21	0	n/a	n/a	0.01	NP
Chloride (mg/L)	GWA-21 (bg)	0.1223	89	87	Yes	21	0	n/a	n/a	0.01	NP
Chloride (mg/L)	GWA-22 (bg)	-0.2689	-110	-87	Yes	21	0	n/a	n/a	0.01	NP
Chloride (mg/L)	GWA-45 (bg)	0.4845	113	87	Yes	21	0	n/a	n/a	0.01	NP
Chloride (mg/L)	GWA-46 (bg)	0.3753	162	87	Yes	21	0	n/a	n/a	0.01	NP
Chloride (mg/L)	GWC-53	0.5336	148	87	Yes	21	0	n/a	n/a	0.01	NP
Sulfate (mg/L)	GWA-45 (bg)	4.673	89	87	Yes	21	0	n/a	n/a	0.01	NP
Sulfate (mg/L)	GWC-52	9.245	190	87	Yes	21	4.762	n/a	n/a	0.01	NP

Appendix III Trend Tests Summary - All Results

Plant Scherer Client: Southern Company Data: Scherer PAC-CCR Printed 10/2/2023, 8:34 AM

Constituent	Well	Slope	Calc.	Critical	Sig.	N	%NDs	Normality	Xform	Alpha	Method
Calcium (mg/L)	GWA-21 (bg)	-0.1749	-45	-87	No	21	0	n/a	n/a	0.01	NP
Calcium (mg/L)	GWA-22 (bg)	0.275	51	87	No	21	0	n/a	n/a	0.01	NP
Calcium (mg/L)	GWA-45 (bg)	-1.579	-69	-87	No	21	0	n/a	n/a	0.01	NP
Calcium (mg/L)	GWA-46 (bg)	0.1331	77	87	No	21	0	n/a	n/a	0.01	NP
Calcium (mg/L)	GWA-47 (bg)	0.2564	102	87	Yes	21	0	n/a	n/a	0.01	NP
Calcium (mg/L)	GWA-48 (bg)	0	0	87	No	21	0	n/a	n/a	0.01	NP
Calcium (mg/L)	GWA-49 (bg)	0	26	87	No	21	0	n/a	n/a	0.01	NP
Calcium (mg/L)	GWC-29	1.348	164	87	Yes	21	0	n/a	n/a	0.01	NP
Calcium (mg/L)	GWC-51	0.136	95	87	Yes	21	0	n/a	n/a	0.01	NP
Calcium (mg/L)	GWC-52	1.605	163	87	Yes	21	0	n/a	n/a	0.01	NP
Chloride (mg/L)	GWA-21 (bg)	0.1223	89	87	Yes	21	0	n/a	n/a	0.01	NP
Chloride (mg/L)	GWA-22 (bg)	-0.2689	-110	-87	Yes	21	0	n/a	n/a	0.01	NP
Chloride (mg/L)	GWA-45 (bg)	0.4845	113	87	Yes	21	0	n/a	n/a	0.01	NP
Chloride (mg/L)	GWA-46 (bg)	0.3753	162	87	Yes	21	0	n/a	n/a	0.01	NP
Chloride (mg/L)	GWA-47 (bg)	0	19	87	No	21	0	n/a	n/a	0.01	NP
Chloride (mg/L)	GWA-48 (bg)	0	-18	-81	No	20	0	n/a	n/a	0.01	NP
Chloride (mg/L)	GWA-49 (bg)	-0.01585	-41	-87	No	21	0	n/a	n/a	0.01	NP
Chloride (mg/L)	GWC-53	0.5336	148	87	Yes	21	0	n/a	n/a	0.01	NP
Sulfate (mg/L)	GWA-21 (bg)	0.1107	77	87	No	21	4.762	n/a	n/a	0.01	NP
Sulfate (mg/L)	GWA-22 (bg)	0	-1	-87	No	21	85.71	n/a	n/a	0.01	NP
Sulfate (mg/L)	GWA-45 (bg)	4.673	89	87	Yes	21	0	n/a	n/a	0.01	NP
Sulfate (mg/L)	GWA-46 (bg)	0	6	87	No	21	57.14	n/a	n/a	0.01	NP
Sulfate (mg/L)	GWA-47 (bg)	0	10	87	No	21	76.19	n/a	n/a	0.01	NP
Sulfate (mg/L)	GWA-48 (bg)	0.02564	37	87	No	21	0	n/a	n/a	0.01	NP
Sulfate (mg/L)	GWA-49 (bg)	0	-37	-87	No	21	57.14	n/a	n/a	0.01	NP
Sulfate (mg/L)	GWC-52	9.245	190	87	Yes	21	4.762	n/a	n/a	0.01	NP

Appendix III Intrawell Prediction Limit - October 2023 Resample - All/Significant Result

Plant Scherer Client: Southern Company Data: Scherer PAC-CCR Printed 10/16/2023, 11:24 AM

Constituent	Well	Upper Lim	Lower Lim	Date	Observ.	Sig.	Bg N	Bg Mean	Std. Dev.	%NDs	ND Adj.	Transform	Alpha	Method
Chloride (mg/L)	GWC-53	13	n/a	10/4/2023	15	Yes	19	n/a	n/a	0	n/a	n/a	0.004832	NP Intra (normality) 1 of 2

Appendix III Interwell Prediction Limits - Two-Step - October 2023 Resample (Significant Result)

Plant Scherer Client: Southern Company Data: Scherer PAC-CCR Printed 10/16/2023, 4:49 PM

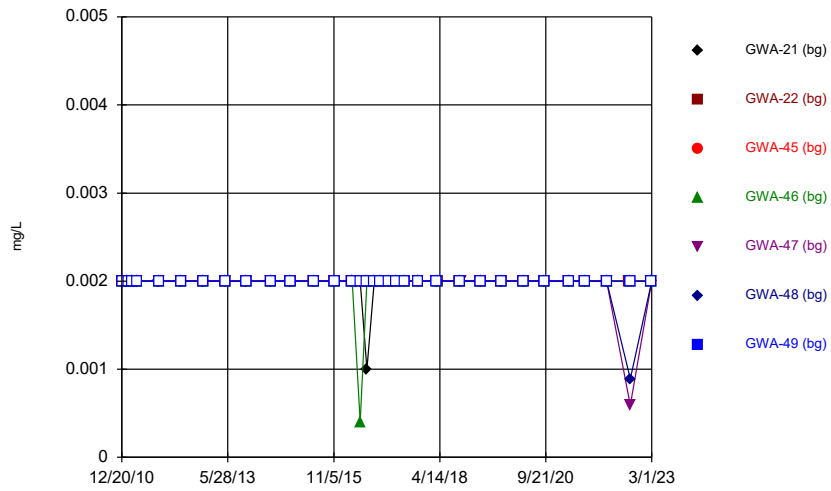
Constituent	Well	Upper Lim	Lower Lim	LimDate	Observ.	Sig.	Bg N	Bg Mean	Std. Dev.	%NDs	ND Adj.	Transform	Alpha	Method
Chloride (mg/L)	GWC-53	13	n/a	10/4/2023	15	Yes	139	n/a	n/a	0	n/a	n/a	0.0001014	NP Inter (normality) 1 of 2

Table of Contents

Figure A. Time Series	34
Figure B. Box Plots	121
Figure C. Outlier Summary	134
Figure D. Appendix I Intrawell Prediction Limits	140
Figure E. Appendix I Interwell Two-Step Prediction Limits	308
Figure F. Appendix I Trend Tests	313
Figure G. Appendix III Intrawell Prediction Limits	318
Figure H. Appendix III Interwell Two-Step Prediction Limits	427
Figure I. Appendix III Trend Tests	439
Figure J. Appendix III Intrawell Prediction Limit (October 2023 Resample)	449
Figure K. Appendix III Interwell Two-Step Prediction Limit (October 2023 Resample)	453

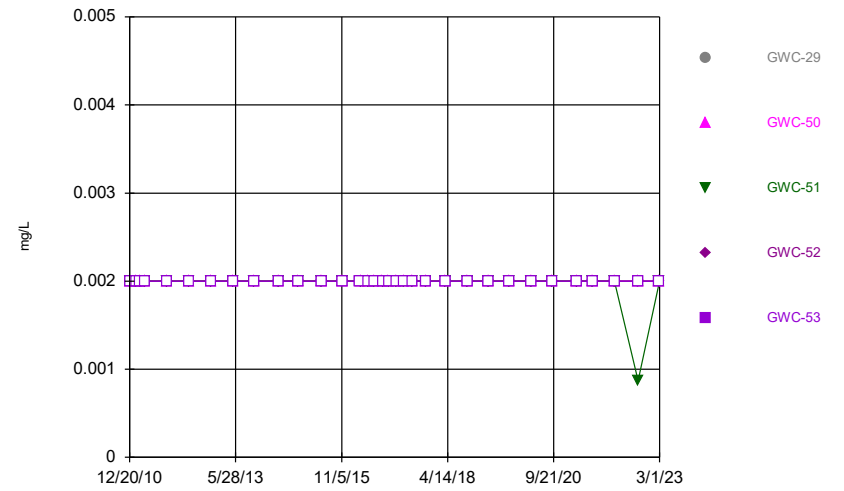
FIGURE A.

Time Series



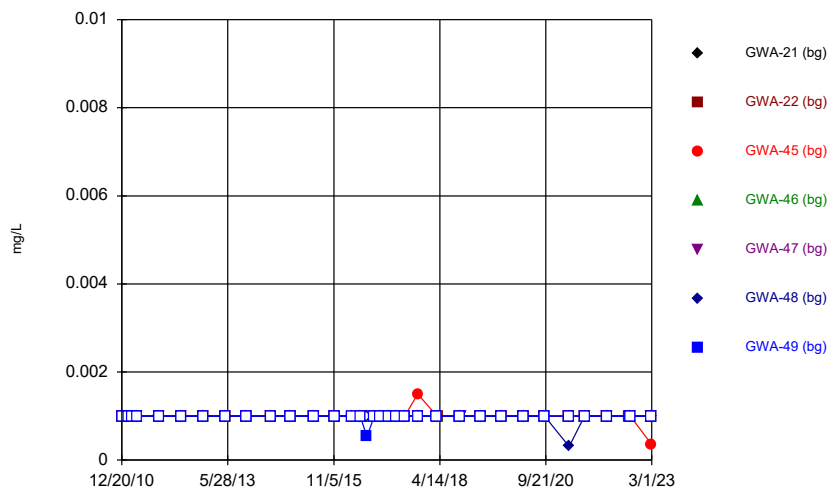
Constituent: Antimony, Total Analysis Run 10/16/2023 11:14 AM
Plant Scherer Client: Southern Company Data: Scherer PAC-CCR

Time Series



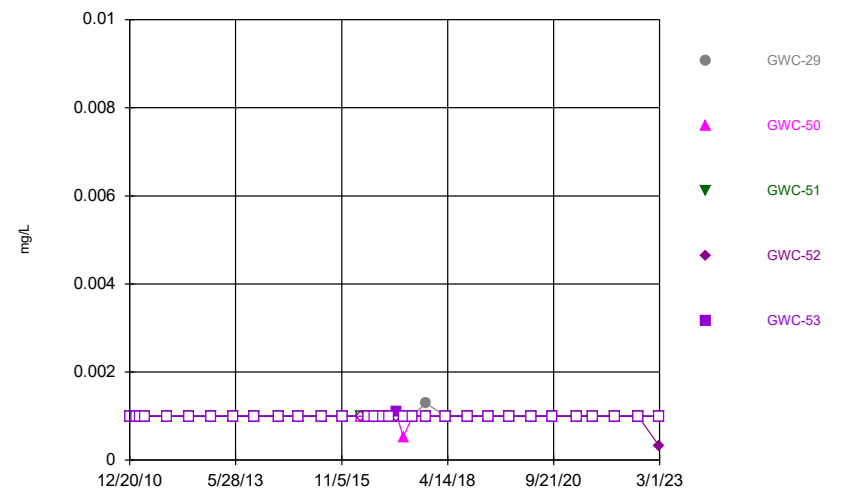
Constituent: Antimony, Total Analysis Run 10/16/2023 11:14 AM
Plant Scherer Client: Southern Company Data: Scherer PAC-CCR

Time Series



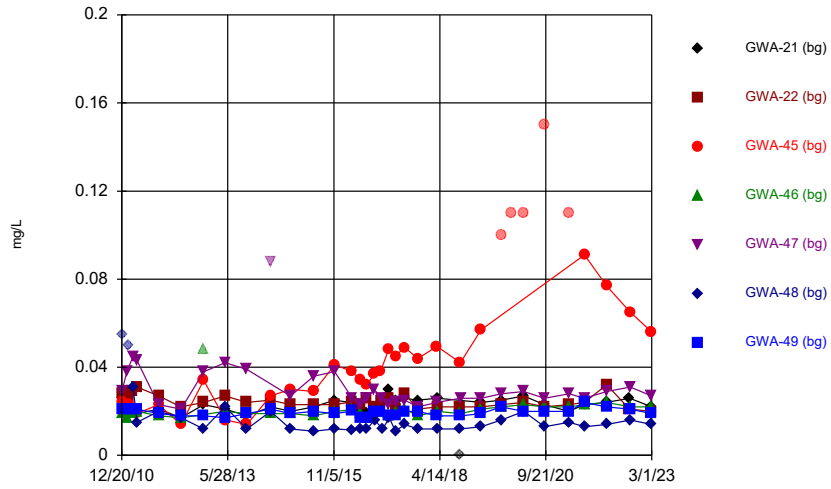
Constituent: Arsenic, Total Analysis Run 10/16/2023 11:14 AM
Plant Scherer Client: Southern Company Data: Scherer PAC-CCR

Time Series



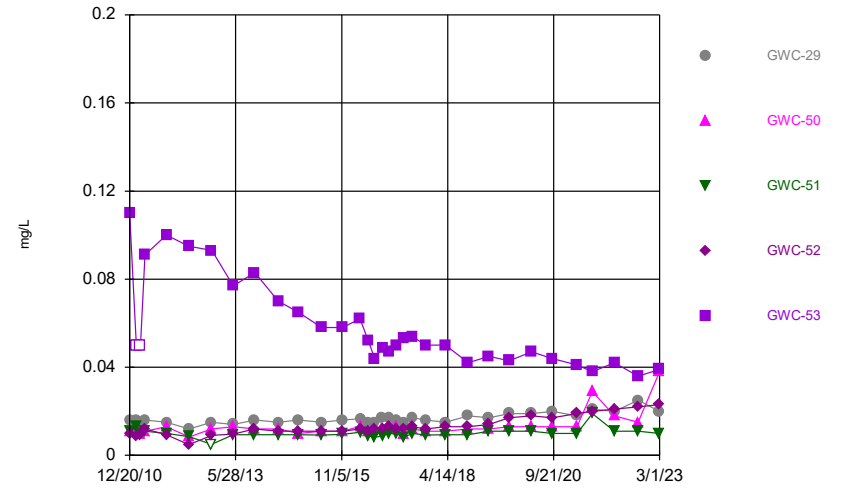
Constituent: Arsenic, Total Analysis Run 10/16/2023 11:14 AM
Plant Scherer Client: Southern Company Data: Scherer PAC-CCR

Time Series



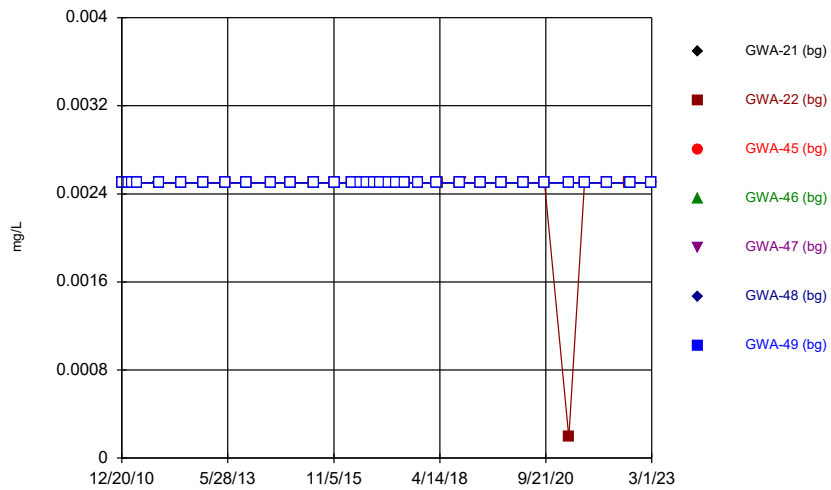
Constituent: Barium, Total Analysis Run 10/16/2023 11:14 AM
 Plant Scherer Client: Southern Company Data: Scherer PAC-CCR

Time Series



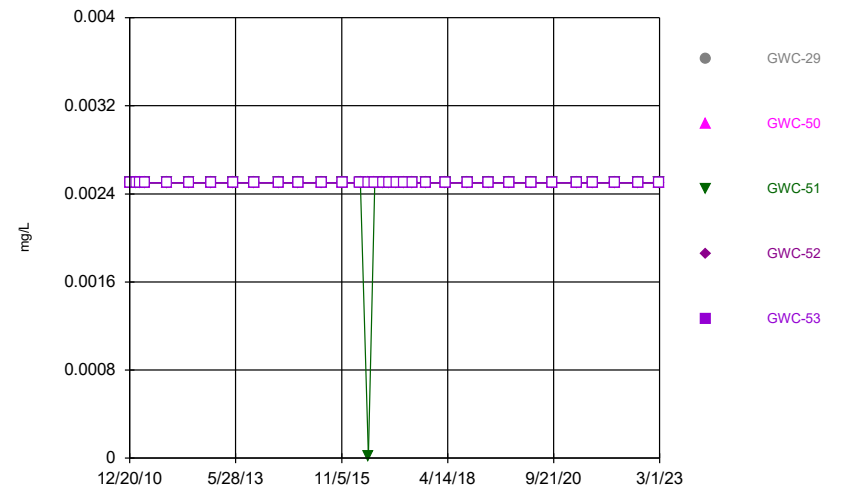
Constituent: Barium, Total Analysis Run 10/16/2023 11:14 AM
 Plant Scherer Client: Southern Company Data: Scherer PAC-CCR

Time Series



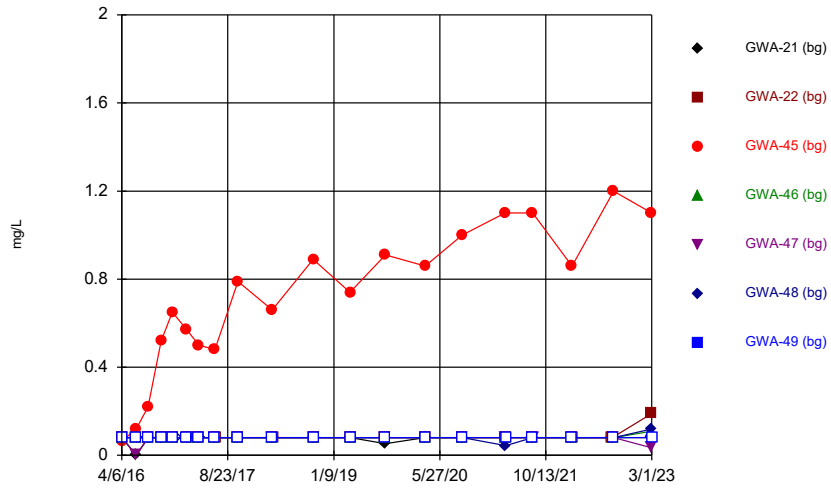
Constituent: Beryllium, Total Analysis Run 10/16/2023 11:14 AM
 Plant Scherer Client: Southern Company Data: Scherer PAC-CCR

Time Series



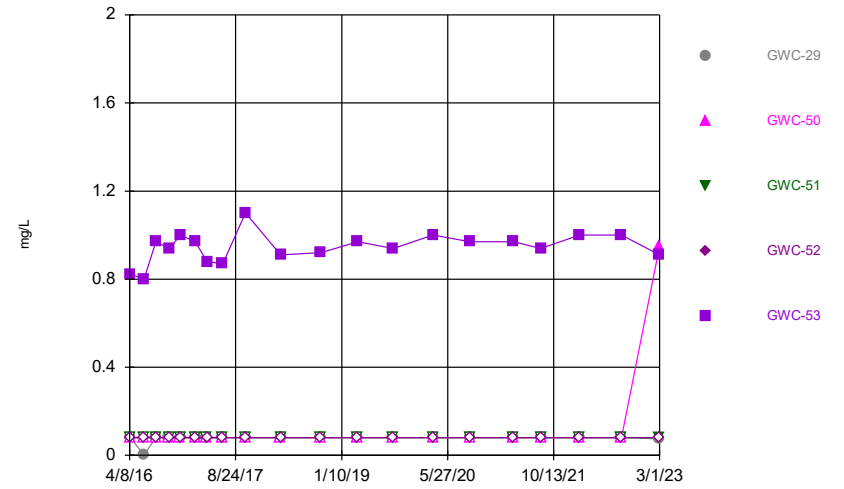
Constituent: Beryllium, Total Analysis Run 10/16/2023 11:14 AM
 Plant Scherer Client: Southern Company Data: Scherer PAC-CCR

Time Series



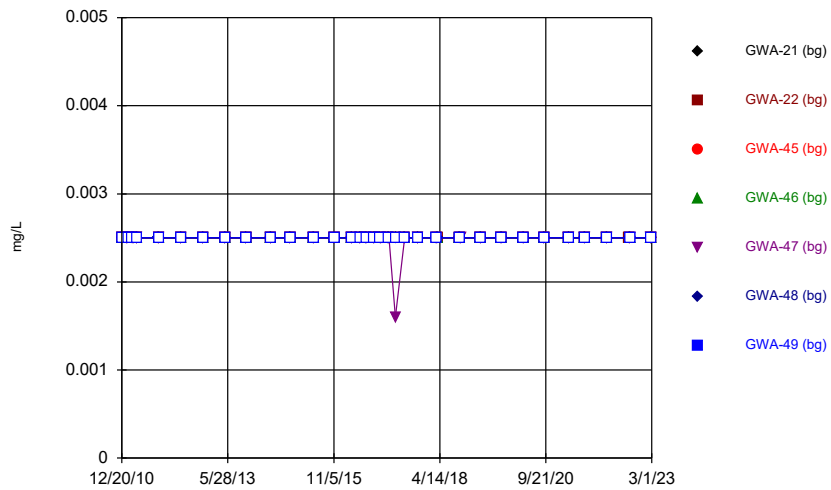
Constituent: Boron Analysis Run 10/16/2023 11:14 AM
Plant Scherer Client: Southern Company Data: Scherer PAC-CCR

Time Series



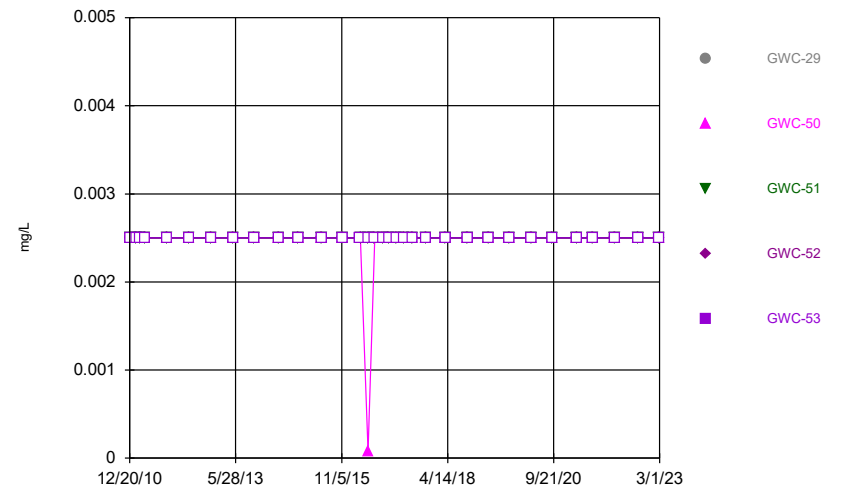
Constituent: Boron Analysis Run 10/16/2023 11:14 AM
Plant Scherer Client: Southern Company Data: Scherer PAC-CCR

Time Series



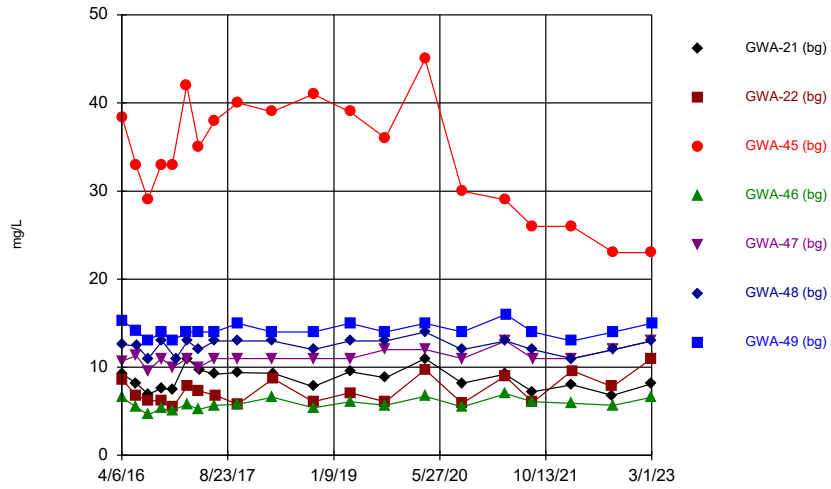
Constituent: Cadmium, Total Analysis Run 10/16/2023 11:14 AM
Plant Scherer Client: Southern Company Data: Scherer PAC-CCR

Time Series



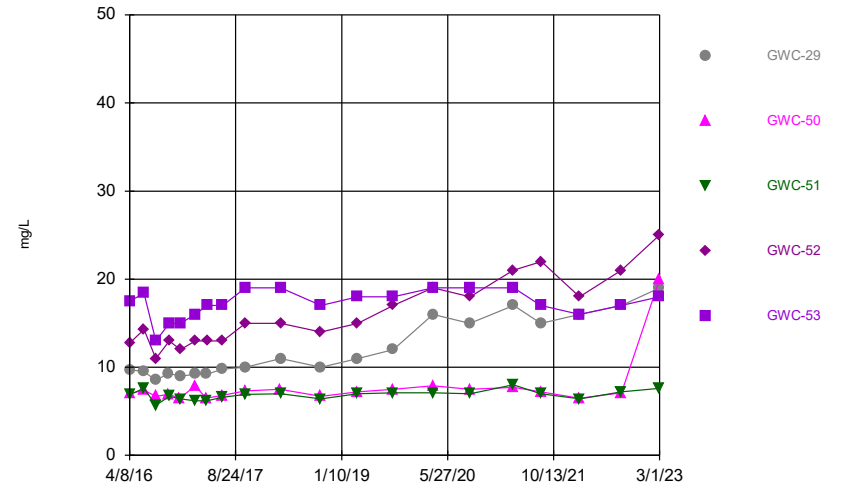
Constituent: Cadmium, Total Analysis Run 10/16/2023 11:14 AM
Plant Scherer Client: Southern Company Data: Scherer PAC-CCR

Time Series



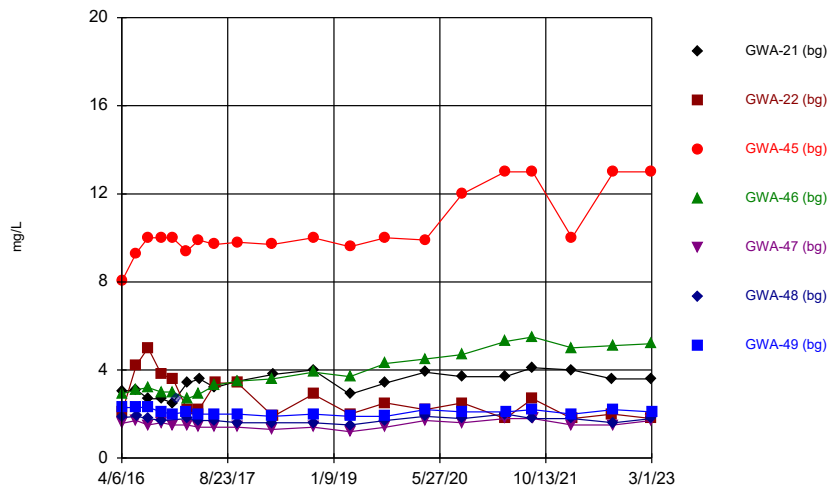
Constituent: Calcium Analysis Run 10/16/2023 11:14 AM
 Plant Scherer Client: Southern Company Data: Scherer PAC-CCR

Time Series



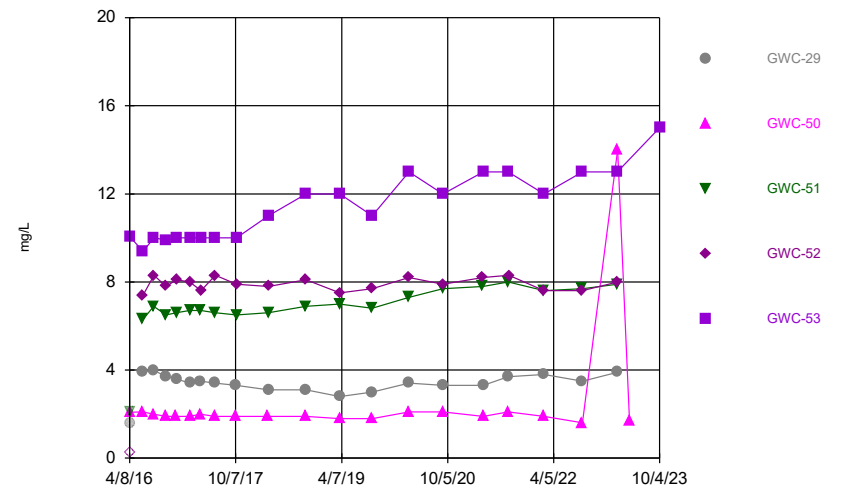
Constituent: Calcium Analysis Run 10/16/2023 11:14 AM
 Plant Scherer Client: Southern Company Data: Scherer PAC-CCR

Time Series



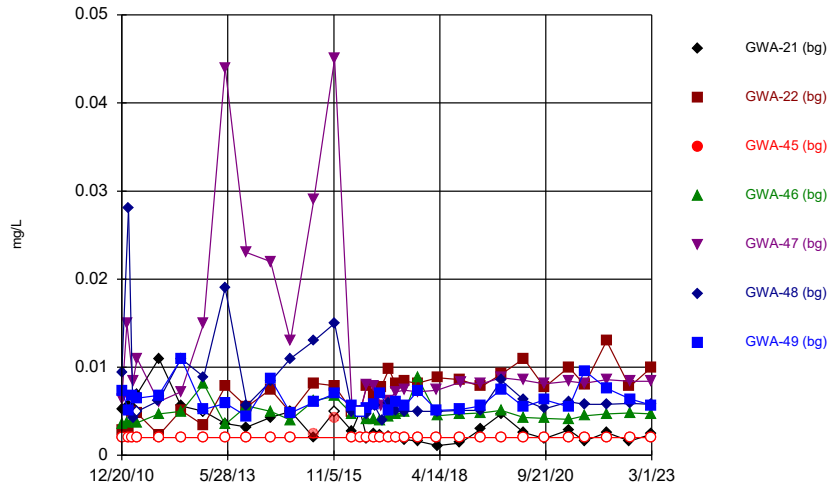
Constituent: Chloride Analysis Run 10/16/2023 11:14 AM
 Plant Scherer Client: Southern Company Data: Scherer PAC-CCR

Time Series



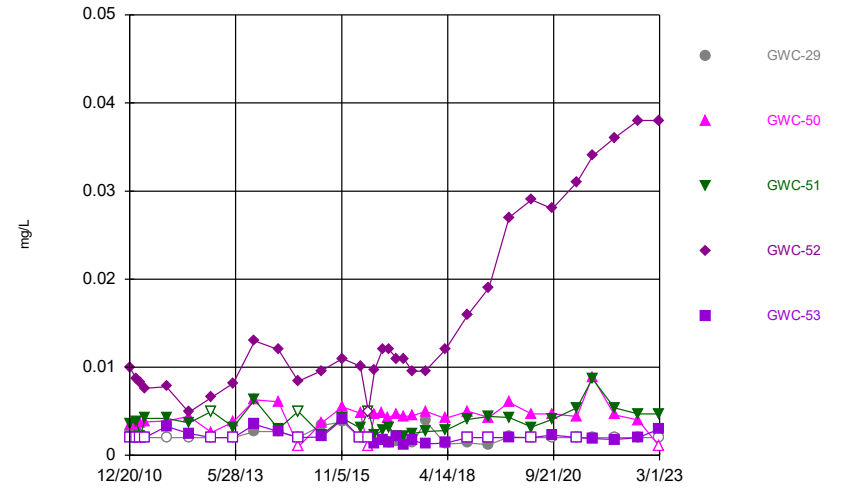
Constituent: Chloride Analysis Run 10/16/2023 11:14 AM
 Plant Scherer Client: Southern Company Data: Scherer PAC-CCR

Time Series



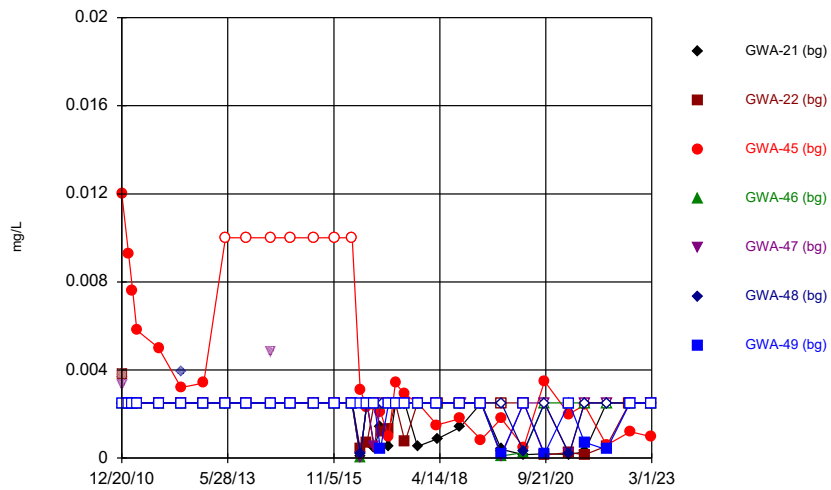
Constituent: Chromium, Total Analysis Run 10/16/2023 11:14 AM
Plant Scherer Client: Southern Company Data: Scherer PAC-CCR

Time Series



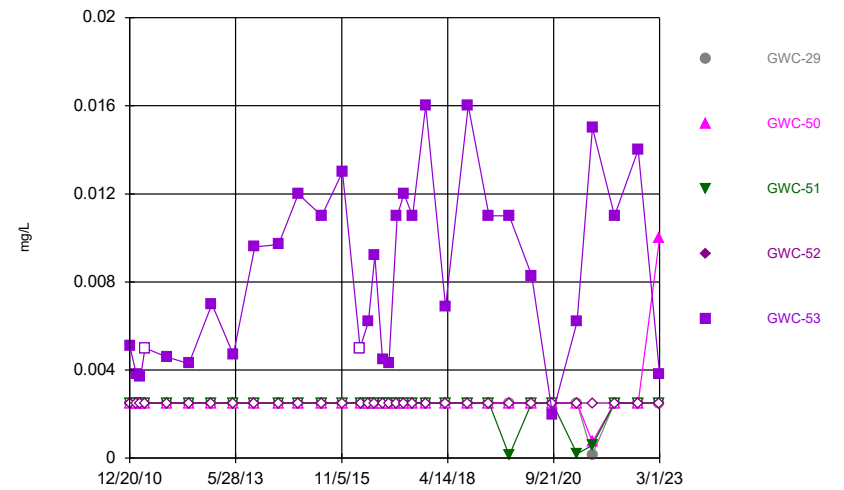
Constituent: Chromium, Total Analysis Run 10/16/2023 11:14 AM
Plant Scherer Client: Southern Company Data: Scherer PAC-CCR

Time Series



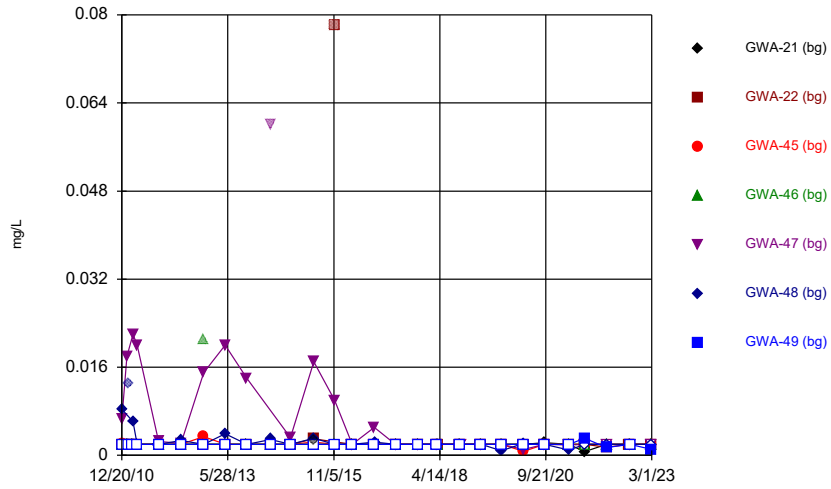
Constituent: Cobalt, Total Analysis Run 10/16/2023 11:14 AM
Plant Scherer Client: Southern Company Data: Scherer PAC-CCR

Time Series



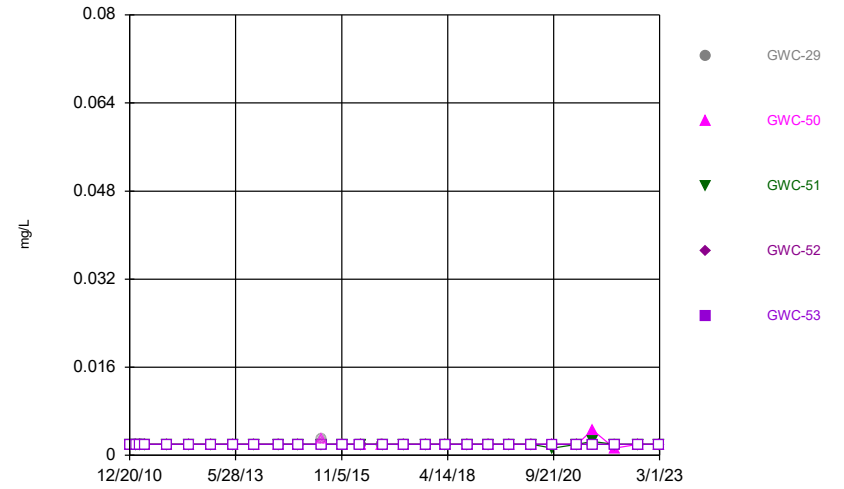
Constituent: Cobalt, Total Analysis Run 10/16/2023 11:14 AM
Plant Scherer Client: Southern Company Data: Scherer PAC-CCR

Time Series



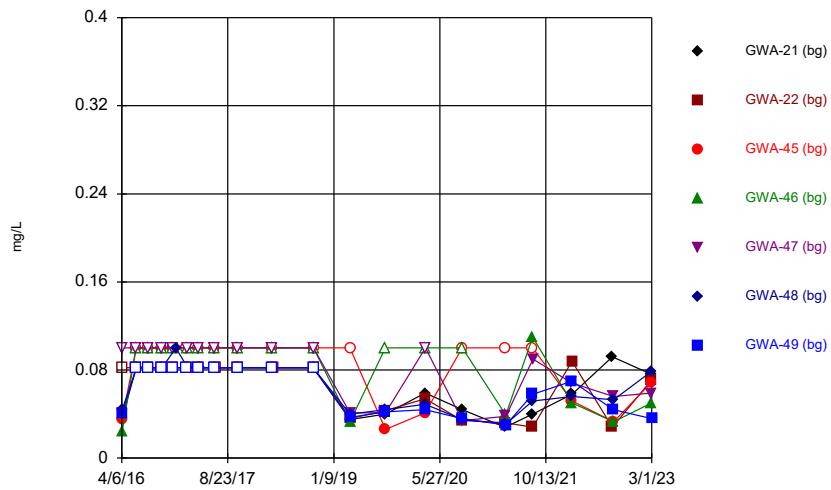
Constituent: Copper, Total Analysis Run 10/16/2023 11:14 AM
Plant Scherer Client: Southern Company Data: Scherer PAC-CCR

Time Series



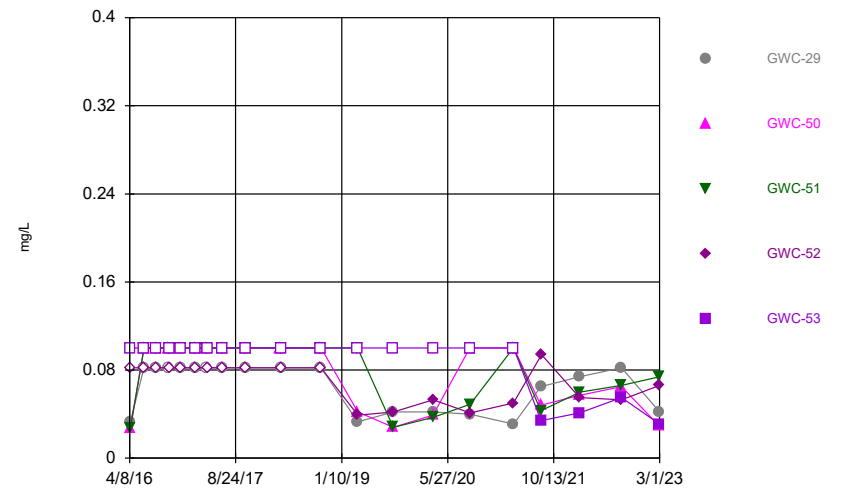
Constituent: Copper, Total Analysis Run 10/16/2023 11:14 AM
Plant Scherer Client: Southern Company Data: Scherer PAC-CCR

Time Series



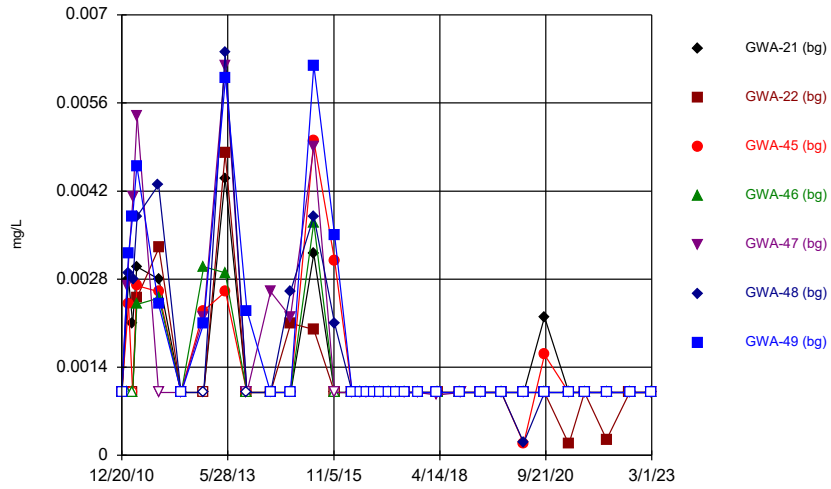
Constituent: Fluoride Analysis Run 10/16/2023 11:14 AM
Plant Scherer Client: Southern Company Data: Scherer PAC-CCR

Time Series



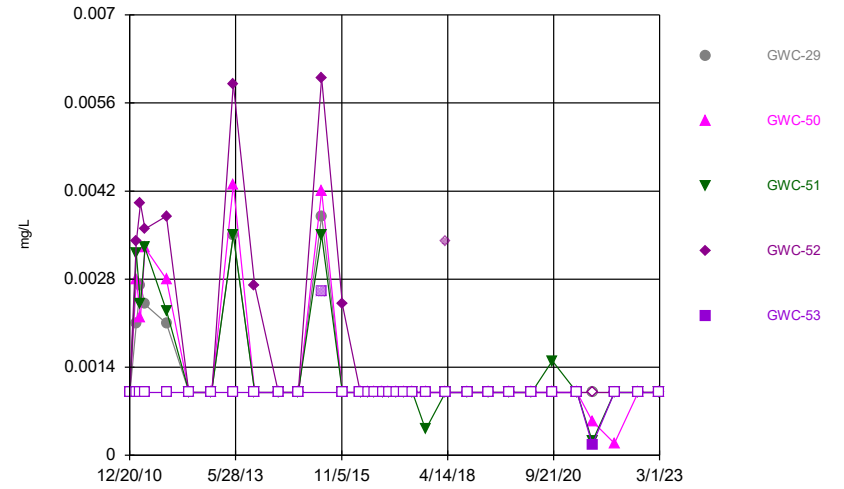
Constituent: Fluoride Analysis Run 10/16/2023 11:14 AM
Plant Scherer Client: Southern Company Data: Scherer PAC-CCR

Time Series



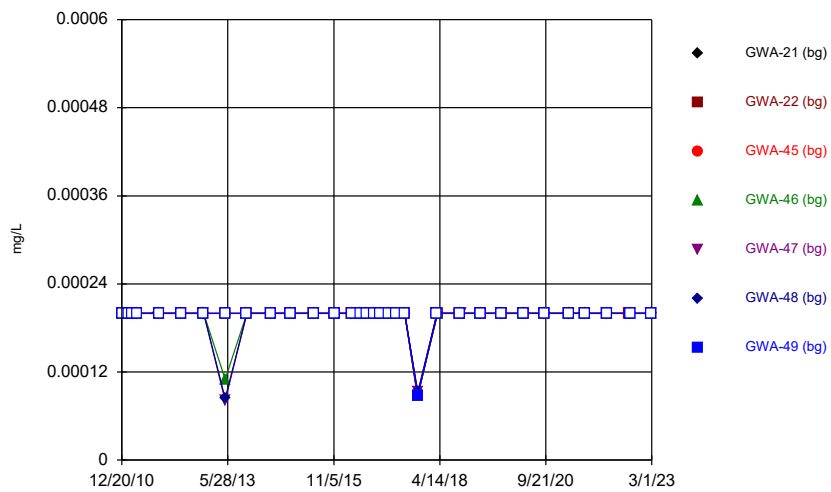
Constituent: Lead, Total Analysis Run 10/16/2023 11:14 AM
Plant Scherer Client: Southern Company Data: Scherer PAC-CCR

Time Series



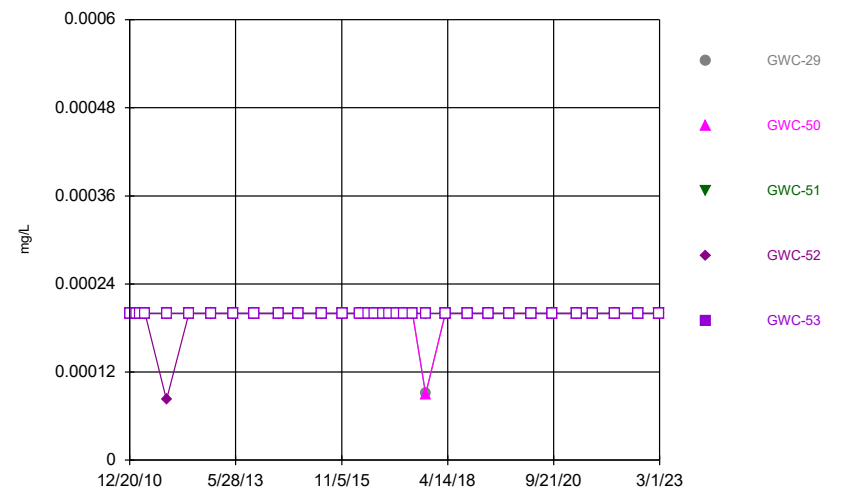
Constituent: Lead, Total Analysis Run 10/16/2023 11:14 AM
Plant Scherer Client: Southern Company Data: Scherer PAC-CCR

Time Series



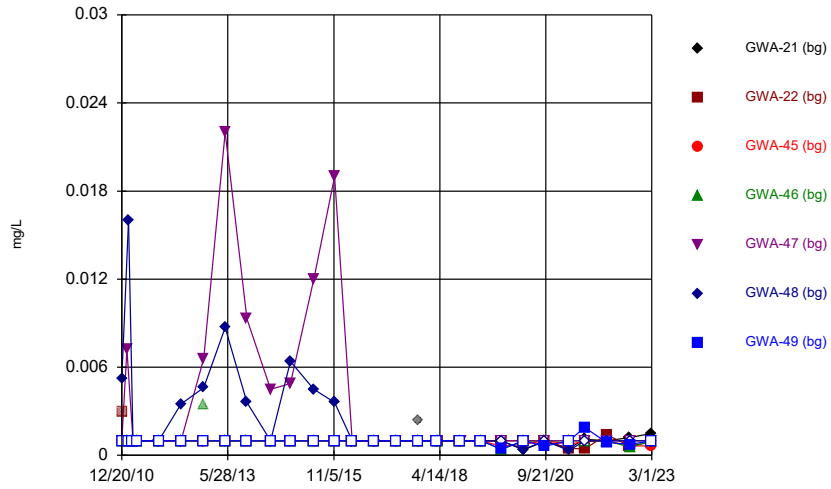
Constituent: Mercury, Total Analysis Run 10/16/2023 11:14 AM
Plant Scherer Client: Southern Company Data: Scherer PAC-CCR

Time Series



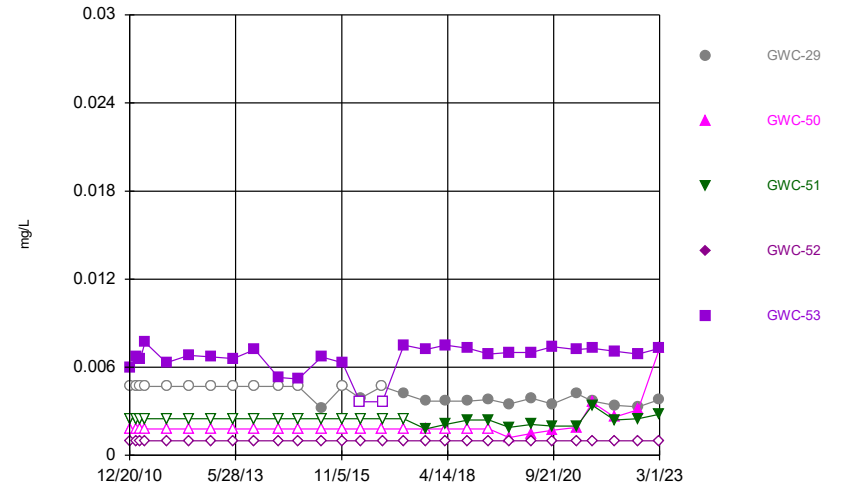
Constituent: Mercury, Total Analysis Run 10/16/2023 11:14 AM
Plant Scherer Client: Southern Company Data: Scherer PAC-CCR

Time Series



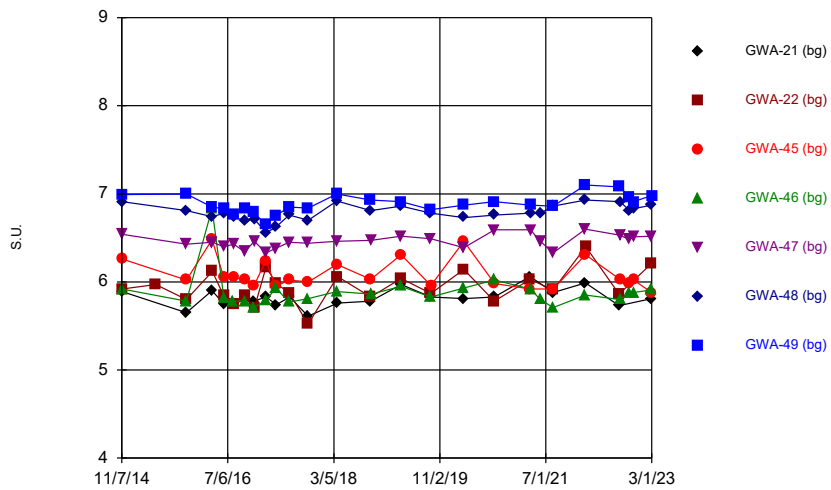
Constituent: Nickel, Total Analysis Run 10/16/2023 11:14 AM
Plant Scherer Client: Southern Company Data: Scherer PAC-CCR

Time Series



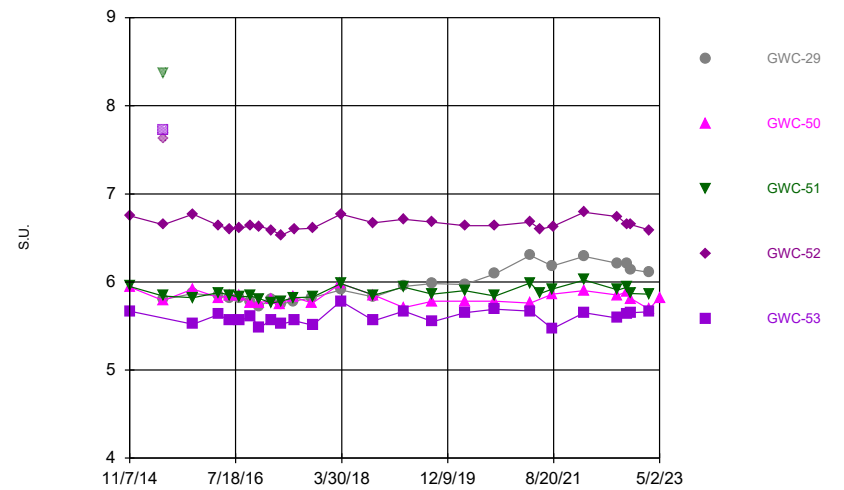
Constituent: Nickel, Total Analysis Run 10/16/2023 11:14 AM
Plant Scherer Client: Southern Company Data: Scherer PAC-CCR

Time Series



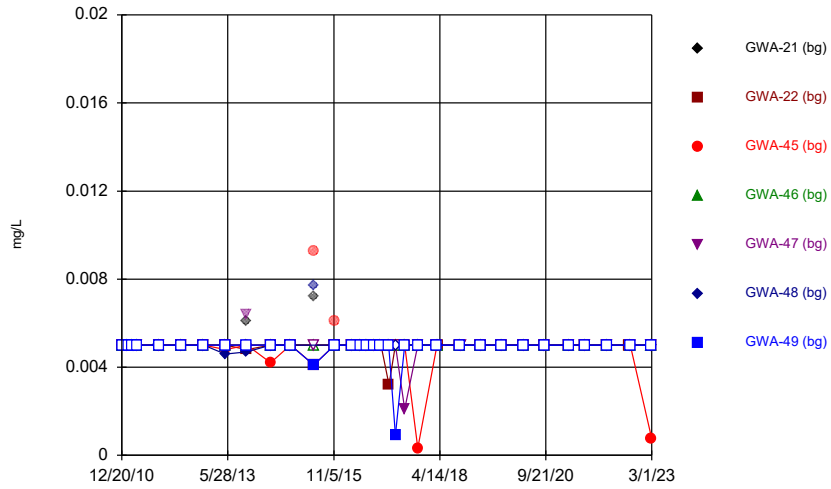
Constituent: pH Analysis Run 10/16/2023 11:15 AM
Plant Scherer Client: Southern Company Data: Scherer PAC-CCR

Time Series



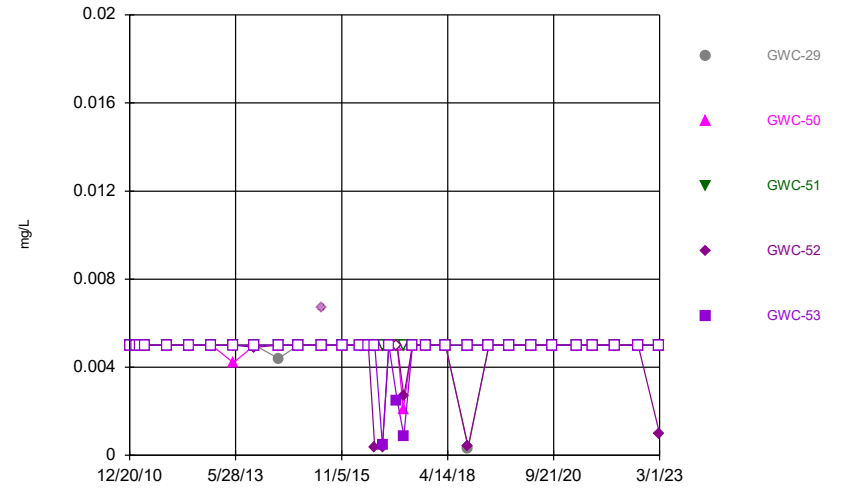
Constituent: pH Analysis Run 10/16/2023 11:15 AM
Plant Scherer Client: Southern Company Data: Scherer PAC-CCR

Time Series



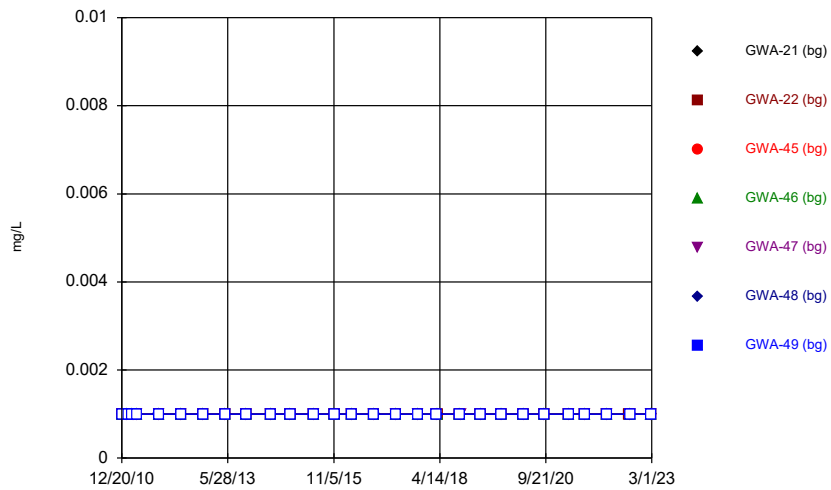
Constituent: Selenium, Total Analysis Run 10/16/2023 11:15 AM
Plant Scherer Client: Southern Company Data: Scherer PAC-CCR

Time Series



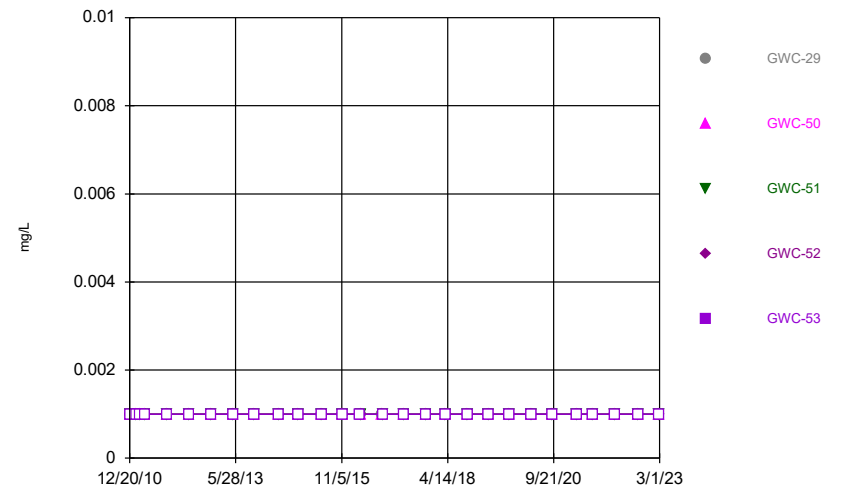
Constituent: Selenium, Total Analysis Run 10/16/2023 11:15 AM
Plant Scherer Client: Southern Company Data: Scherer PAC-CCR

Time Series



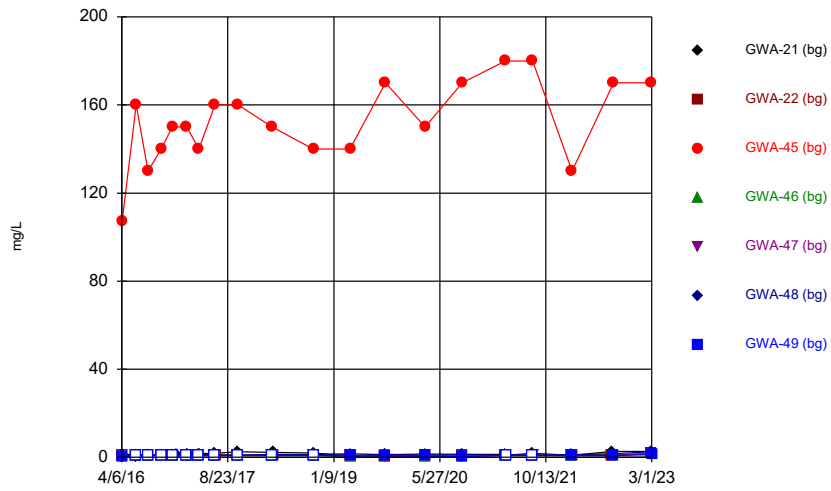
Constituent: Silver, Total Analysis Run 10/16/2023 11:15 AM
Plant Scherer Client: Southern Company Data: Scherer PAC-CCR

Time Series



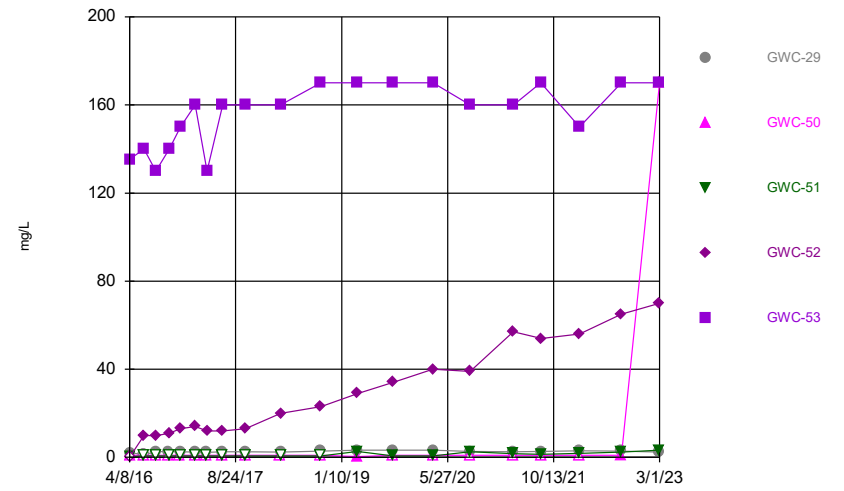
Constituent: Silver, Total Analysis Run 10/16/2023 11:15 AM
Plant Scherer Client: Southern Company Data: Scherer PAC-CCR

Time Series



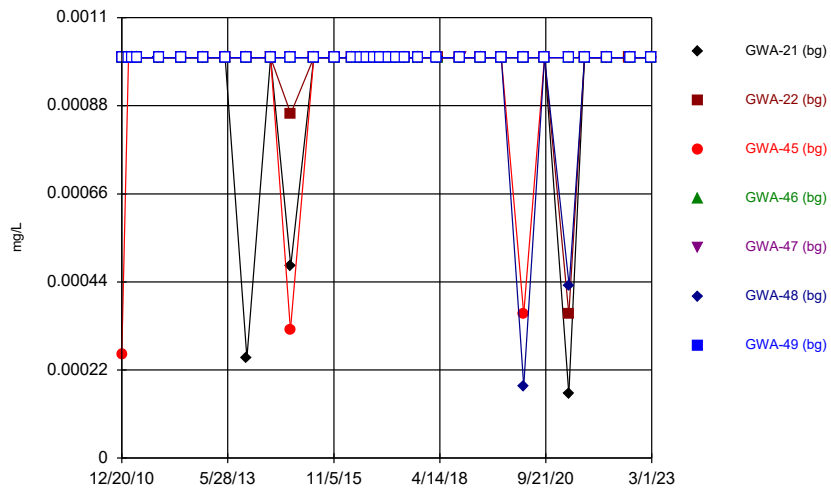
Constituent: Sulfate Analysis Run 10/16/2023 11:15 AM
Plant Scherer Client: Southern Company Data: Scherer PAC-CCR

Time Series



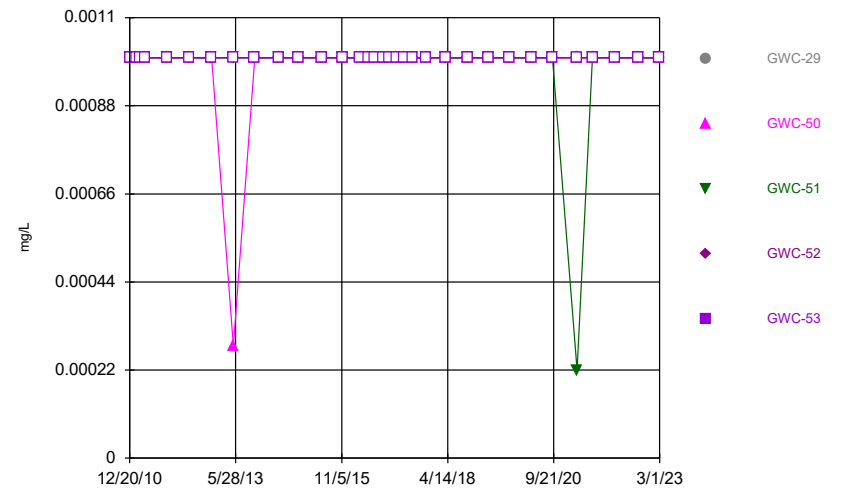
Constituent: Sulfate Analysis Run 10/16/2023 11:15 AM
Plant Scherer Client: Southern Company Data: Scherer PAC-CCR

Time Series



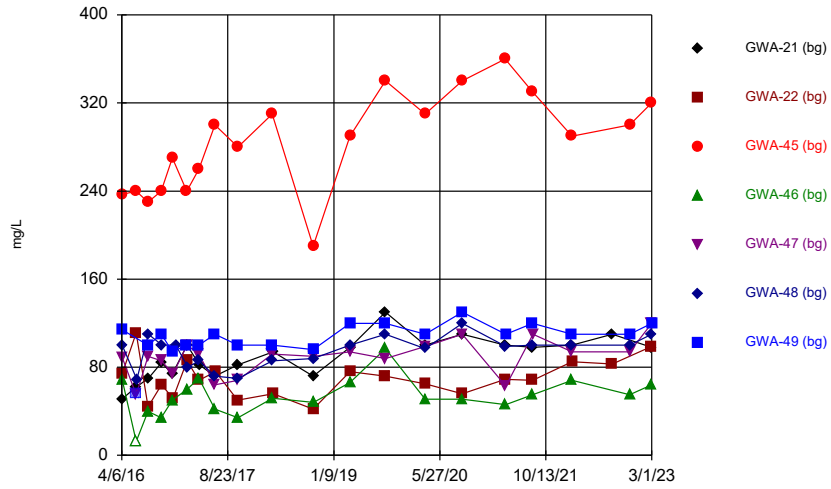
Constituent: Thallium, Total Analysis Run 10/16/2023 11:15 AM
Plant Scherer Client: Southern Company Data: Scherer PAC-CCR

Time Series



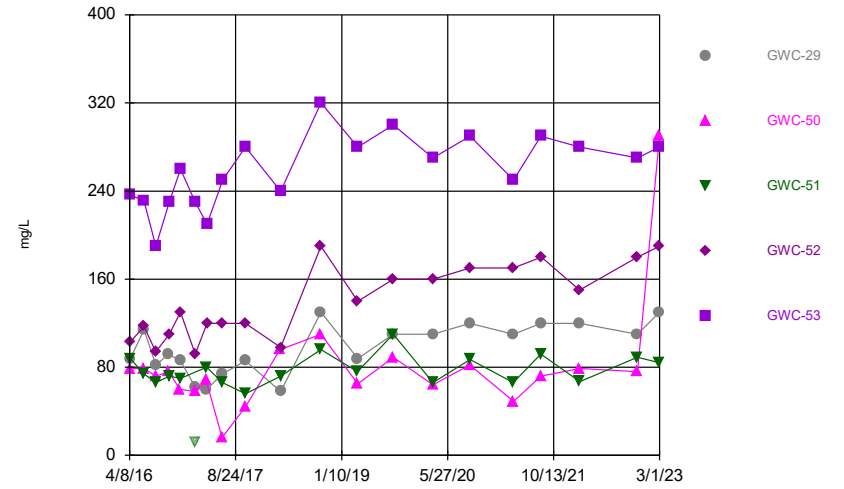
Constituent: Thallium, Total Analysis Run 10/16/2023 11:15 AM
Plant Scherer Client: Southern Company Data: Scherer PAC-CCR

Time Series



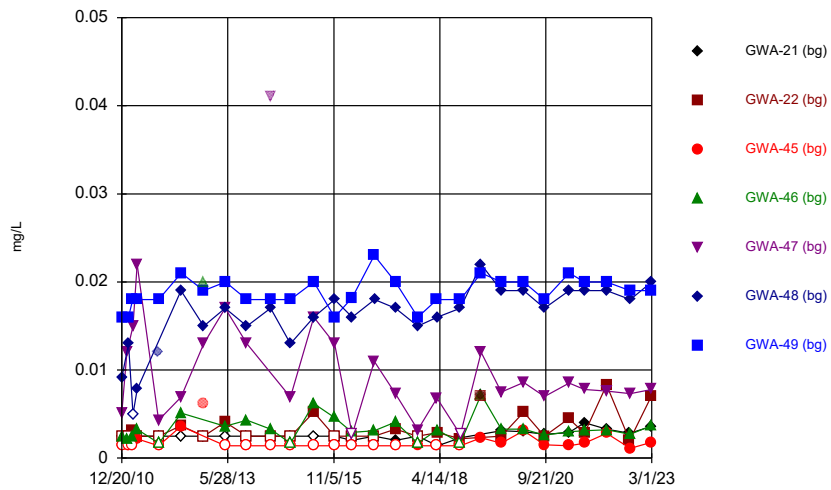
Constituent: Total Dissolved Solids Analysis Run 10/16/2023 11:15 AM
Plant Scherer Client: Southern Company Data: Scherer PAC-CCR

Time Series



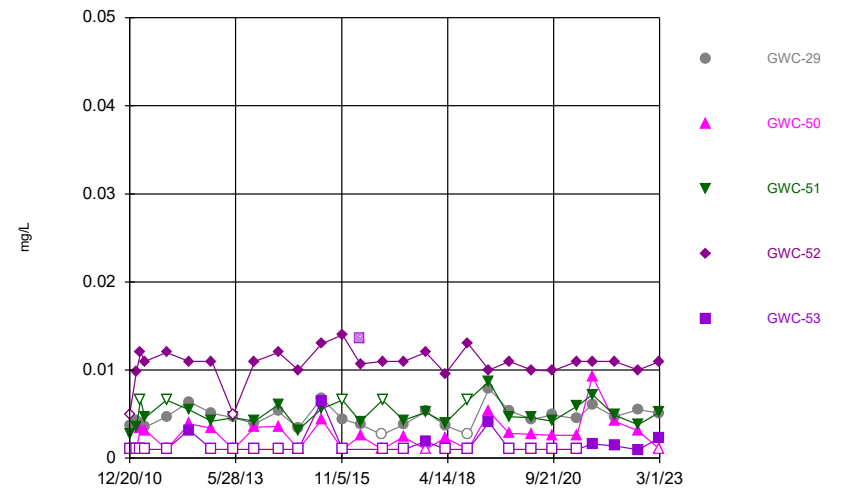
Constituent: Total Dissolved Solids Analysis Run 10/16/2023 11:15 AM
Plant Scherer Client: Southern Company Data: Scherer PAC-CCR

Time Series



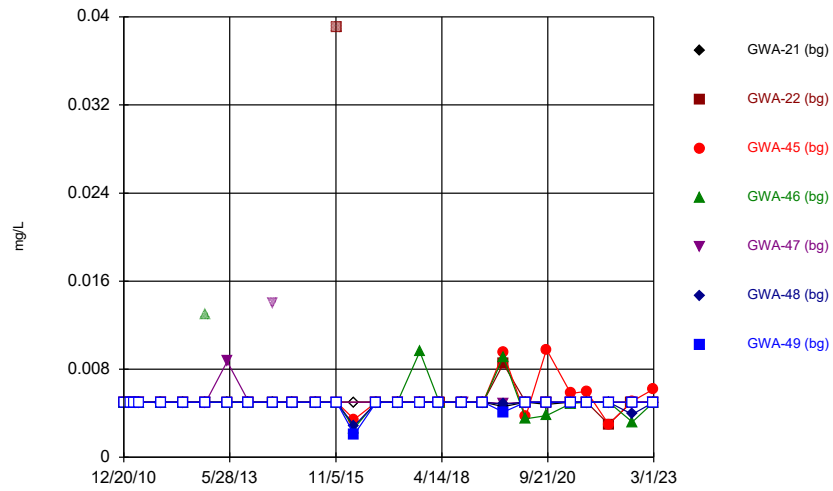
Constituent: Vanadium, Total Analysis Run 10/16/2023 11:15 AM
Plant Scherer Client: Southern Company Data: Scherer PAC-CCR

Time Series



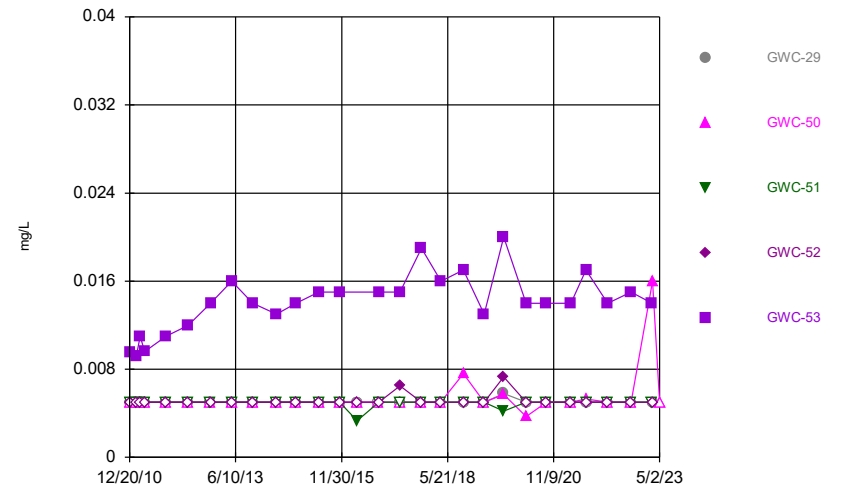
Constituent: Vanadium, Total Analysis Run 10/16/2023 11:15 AM
Plant Scherer Client: Southern Company Data: Scherer PAC-CCR

Time Series



Constituent: Zinc, Total Analysis Run 10/16/2023 11:15 AM
Plant Scherer Client: Southern Company Data: Scherer PAC-CCR

Time Series



Constituent: Zinc, Total Analysis Run 10/16/2023 11:15 AM
Plant Scherer Client: Southern Company Data: Scherer PAC-CCR

Time Series

Constituent: Antimony, Total (mg/L) Analysis Run 10/16/2023 11:16 AM

Plant Scherer Client: Southern Company Data: Scherer PAC-CCR

	GWA-21 (bg)	GWA-22 (bg)	GWA-45 (bg)	GWA-46 (bg)	GWA-47 (bg)	GWA-48 (bg)	GWA-49 (bg)
12/20/2010			<0.002	<0.002	<0.002		
12/21/2010						<0.002	<0.002
12/22/2010	<0.002	<0.002					
2/1/2011				<0.002	<0.002		
2/14/2011	<0.002	<0.002	<0.002			<0.002	<0.002
3/21/2011			<0.002	<0.002			<0.002
3/22/2011	<0.002	<0.002					
3/23/2011					<0.002	<0.002	
4/26/2011	<0.002	<0.002	<0.002	<0.002			<0.002
4/27/2011					<0.002	<0.002	
10/25/2011						<0.002	
10/26/2011			<0.002		<0.002		<0.002
10/27/2011	<0.002	<0.002		<0.002			
5/1/2012	<0.002	<0.002	<0.002		<0.002	<0.002	
5/2/2012				<0.002			<0.002
11/8/2012	<0.002	<0.002	<0.002	<0.002	<0.002	<0.002	<0.002
5/7/2013	<0.002	<0.002		<0.002	<0.002	<0.002	
5/8/2013			<0.002				<0.002
11/4/2013	<0.002	<0.002	<0.002	<0.002			
11/5/2013					<0.002	<0.002	<0.002
5/23/2014					<0.002	<0.002	<0.002
5/24/2014	<0.002	<0.002	<0.002	<0.002			
11/7/2014			<0.002	<0.002	<0.002	<0.002	<0.002
11/8/2014	<0.002	<0.002					
5/20/2015			<0.002	<0.002			
5/21/2015	<0.002	<0.002			<0.002	<0.002	<0.002
11/12/2015					<0.002	<0.002	<0.002
11/13/2015	<0.002	<0.002	<0.002	<0.002			
4/6/2016	<0.002						
4/7/2016			<0.002	<0.002		<0.002	<0.002
4/8/2016		<0.002 (D)			<0.002 (D)		
6/14/2016	<0.002	<0.002	<0.002	0.0004 (J)	<0.002		<0.002
6/17/2016						<0.002	
8/9/2016		<0.002	<0.002	<0.002	<0.002		<0.002
8/10/2016	0.001 (J)					<0.002	
10/10/2016			<0.002	<0.002			
10/11/2016	<0.002	<0.002			<0.002		<0.002
10/14/2016						<0.002	
12/2/2016	<0.002		<0.002	<0.002			<0.002
12/5/2016		<0.002			<0.002		
12/19/2016						<0.002	
2/9/2017			<0.002				<0.002
2/10/2017	<0.002	<0.002		<0.002	<0.002		
2/13/2017						<0.002	
4/7/2017		<0.002	<0.002	<0.002	<0.002	<0.002	<0.002
4/10/2017	<0.002						
6/22/2017			<0.002		<0.002	<0.002	<0.002
6/23/2017	<0.002			<0.002			
6/26/2017		<0.002					
10/9/2017	<0.002	<0.002					
10/10/2017			<0.002	<0.002	<0.002	<0.002	<0.002
3/22/2018			<0.002 (D)		<0.002		<0.002

Time Series

Constituent: Antimony, Total (mg/L) Analysis Run 10/16/2023 11:16 AM

Plant Scherer Client: Southern Company Data: Scherer PAC-CCR

	GWA-21 (bg)	GWA-22 (bg)	GWA-45 (bg)	GWA-46 (bg)	GWA-47 (bg)	GWA-48 (bg)	GWA-49 (bg)
3/23/2018				<0.002		<0.002	
3/26/2018	<0.002	<0.002 (D)					
10/3/2018	<0.002	<0.002	<0.002			<0.002	<0.002
10/4/2018				<0.002			
10/5/2018					<0.002		
3/27/2019	<0.002	<0.002	<0.002	<0.002	<0.002	<0.002	<0.002
9/12/2019	<0.002	<0.002	<0.002	<0.002	<0.002	<0.002	<0.002
3/19/2020	<0.002	<0.002	<0.002	<0.002		<0.002	<0.002
3/20/2020					<0.002		
9/10/2020	<0.002	<0.002					<0.002
9/11/2020			<0.002	<0.002	<0.002	<0.002	
4/2/2021	<0.002	<0.002	<0.002				
4/5/2021				<0.002	<0.002	<0.002	
4/6/2021							<0.002
8/12/2021	<0.002	<0.002	<0.002	<0.002		<0.002	<0.002
8/13/2021					<0.002		
2/14/2022	<0.002		<0.002	<0.002	<0.002	<0.002	<0.002
2/15/2022		<0.002					
8/26/2022	<0.002	<0.002					
8/30/2022							<0.002
8/31/2022			<0.002	<0.002	0.00059 (J)	0.00089 (J)	
2/28/2023	<0.002	<0.002	<0.002	<0.002	<0.002	<0.002	
3/1/2023							<0.002

Time Series

Constituent: Antimony, Total (mg/L) Analysis Run 10/16/2023 11:16 AM

Plant Scherer Client: Southern Company Data: Scherer PAC-CCR

	GWC-29	GWC-50	GWC-51	GWC-52	GWC-53
12/20/2010					<0.002
12/21/2010				<0.002	
12/22/2010	<0.002	<0.002	<0.002		
2/14/2011					<0.002
2/15/2011	<0.002	<0.002	<0.002	<0.002	
3/21/2011				<0.002	<0.002
3/22/2011	<0.002	<0.002	<0.002		
4/27/2011	<0.002	<0.002	<0.002		<0.002
4/28/2011				<0.002	
10/26/2011	<0.002	<0.002	<0.002	<0.002	<0.002
5/1/2012				<0.002	<0.002
5/2/2012	<0.002	<0.002	<0.002		
11/8/2012	<0.002	<0.002	<0.002		
11/9/2012				<0.002	<0.002
5/8/2013	<0.002	<0.002	<0.002	<0.002	<0.002
11/4/2013	<0.002	<0.002	<0.002	<0.002	<0.002
5/24/2014	<0.002	<0.002	<0.002	<0.002	<0.002
11/7/2014	<0.002		<0.002	<0.002	<0.002
11/8/2014		<0.002			
5/20/2015					<0.002
5/22/2015	<0.002	<0.002	<0.002	<0.002	
11/13/2015	<0.002	<0.002	<0.002	<0.002	<0.002
4/8/2016					<0.002 (D)
4/11/2016	<0.002	<0.002	<0.002	<0.002	
6/15/2016	<0.002	<0.002			
6/16/2016			<0.002	<0.002	<0.002
8/10/2016	<0.002	<0.002	<0.002		
8/11/2016				<0.002	<0.002
10/11/2016	<0.002	<0.002			
10/13/2016			<0.002	<0.002	<0.002
12/2/2016		<0.002			
12/5/2016	<0.002		<0.002	<0.002	
12/6/2016					<0.002
2/13/2017	<0.002	<0.002	<0.002	<0.002	<0.002
4/7/2017		<0.002			
4/10/2017	<0.002		<0.002		
4/11/2017				<0.002	<0.002
6/22/2017		<0.002			
6/23/2017	<0.002		<0.002		
6/24/2017				<0.002	<0.002
10/10/2017	<0.002	<0.002			
10/11/2017			<0.002	<0.002	<0.002
3/23/2018		<0.002			
3/26/2018	<0.002		<0.002	<0.002	<0.002
10/4/2018	<0.002	<0.002	<0.002	<0.002	<0.002
3/27/2019			<0.002		
3/28/2019	<0.002	<0.002		<0.002	<0.002
9/12/2019	<0.002	<0.002	<0.002	<0.002	<0.002
3/19/2020	<0.002	<0.002	<0.002	<0.002	<0.002
9/10/2020	<0.002	<0.002			
9/11/2020			<0.002	<0.002	<0.002
4/5/2021			<0.002	<0.002	

Time Series

Constituent: Antimony, Total (mg/L) Analysis Run 10/16/2023 11:16 AM
Plant Scherer Client: Southern Company Data: Scherer PAC-CCR

	GWC-29	GWC-50	GWC-51	GWC-52	GWC-53
4/6/2021	<0.002	<0.002			<0.002
8/13/2021	<0.002	<0.002	<0.002		<0.002
8/17/2021				<0.002	
2/14/2022	<0.002	<0.002		<0.002	<0.002
2/15/2022			<0.002		
8/31/2022	<0.002	<0.002	0.00087 (J)	<0.002	<0.002
2/28/2023			<0.002		<0.002
3/1/2023	<0.002	<0.002		<0.002	

Time Series

Constituent: Arsenic, Total (mg/L) Analysis Run 10/16/2023 11:16 AM

Plant Scherer Client: Southern Company Data: Scherer PAC-CCR

	GWA-21 (bg)	GWA-22 (bg)	GWA-45 (bg)	GWA-46 (bg)	GWA-47 (bg)	GWA-48 (bg)	GWA-49 (bg)
12/20/2010			<0.001	<0.001	<0.001		
12/21/2010						<0.001	<0.001
12/22/2010	<0.001	<0.001					
2/1/2011				<0.001	<0.001		
2/14/2011	<0.001	<0.001	<0.001			<0.001	<0.001
3/21/2011			<0.001	<0.001			<0.001
3/22/2011	<0.001	<0.001					
3/23/2011					<0.001	<0.001	
4/26/2011	<0.001	<0.001	<0.001	<0.001			<0.001
4/27/2011					<0.001	<0.001	
10/25/2011						<0.001	
10/26/2011			<0.001		<0.001		<0.001
10/27/2011	<0.001	<0.001		<0.001			
5/1/2012	<0.001	<0.001	<0.001		<0.001	<0.001	
5/2/2012				<0.001			<0.001
11/8/2012	<0.001	<0.001	<0.001	<0.001	<0.001	<0.001	<0.001
5/7/2013	<0.001	<0.001		<0.001	<0.001	<0.001	
5/8/2013			<0.001				<0.001
11/4/2013	<0.001	<0.001	<0.001	<0.001			
11/5/2013					<0.001	<0.001	<0.001
5/23/2014					<0.001	<0.001	<0.001
5/24/2014	<0.001	<0.001	<0.001	<0.001			
11/7/2014			<0.001	<0.001	<0.001	<0.001	<0.001
11/8/2014	<0.001	<0.001					
5/20/2015			<0.001	<0.001			
5/21/2015	<0.001	<0.001			<0.001	<0.001	<0.001
11/12/2015					<0.001	<0.001	<0.001
11/13/2015	<0.001	<0.001	<0.001	<0.001			
4/6/2016	<0.001						
4/7/2016			<0.001	<0.001		<0.001	<0.001
6/14/2016	<0.001	<0.001	<0.001	<0.001	<0.001		<0.001
6/17/2016						<0.001	
8/9/2016		<0.001	<0.001	<0.001	<0.001		0.00053
8/10/2016	<0.001					<0.001	
10/10/2016			<0.001	<0.001			
10/11/2016	<0.001	<0.001			<0.001		<0.001
10/14/2016						<0.001	
12/2/2016	<0.001		<0.001	<0.001			<0.001
12/5/2016		<0.001			<0.001		
12/19/2016						<0.001	
2/9/2017			<0.001				<0.001
2/10/2017	<0.001	<0.001		<0.001	<0.001		
2/13/2017						<0.001	
4/7/2017		<0.001	<0.001	<0.001	<0.001	<0.001	<0.001
4/10/2017	<0.001						
6/22/2017			<0.001		<0.001	<0.001	<0.001
6/23/2017	<0.001			<0.001			
6/26/2017		<0.001					
10/9/2017	<0.001	<0.001					
10/10/2017			0.0015	<0.001	<0.001	<0.001	<0.001
3/22/2018			<0.001 (D)		<0.001		<0.001
3/23/2018				<0.001		<0.001	

Time Series

Constituent: Arsenic, Total (mg/L) Analysis Run 10/16/2023 11:16 AM
Plant Scherer Client: Southern Company Data: Scherer PAC-CCR

	GWA-21 (bg)	GWA-22 (bg)	GWA-45 (bg)	GWA-46 (bg)	GWA-47 (bg)	GWA-48 (bg)	GWA-49 (bg)
3/26/2018	<0.001	<0.001 (D)					
10/3/2018	<0.001	<0.001	<0.001			<0.001	<0.001
10/4/2018				<0.001			
10/5/2018					<0.001		
3/27/2019	<0.001	<0.001	<0.001	<0.001	<0.001	<0.001	<0.001
9/12/2019	<0.001	<0.001	<0.001	<0.001	<0.001	<0.001	<0.001
3/19/2020	<0.001	<0.001	<0.001	<0.001		<0.001	<0.001
3/20/2020					<0.001		
9/10/2020	<0.001	<0.001					<0.001
9/11/2020			<0.001	<0.001	<0.001	<0.001	
4/2/2021	<0.001	<0.001	<0.001				
4/5/2021				<0.001	<0.001	0.00031 (J)	
4/6/2021							<0.001
8/12/2021	<0.001	<0.001	<0.001	<0.001		<0.001	<0.001
8/13/2021					<0.001		
2/14/2022	<0.001		<0.001	<0.001	<0.001	<0.001	<0.001
2/15/2022		<0.001					
8/26/2022	<0.001	<0.001					
8/30/2022							<0.001
8/31/2022			<0.001	<0.001	<0.001	<0.001	
2/28/2023	<0.001	<0.001	0.00035 (J)	<0.001	<0.001	<0.001	
3/1/2023							<0.001

Time Series

Constituent: Arsenic, Total (mg/L) Analysis Run 10/16/2023 11:16 AM

Plant Scherer Client: Southern Company Data: Scherer PAC-CCR

	GWC-29	GWC-50	GWC-51	GWC-52	GWC-53
12/20/2010					<0.001
12/21/2010				<0.001	
12/22/2010	<0.001	<0.001	<0.001		
2/14/2011					<0.001
2/15/2011	<0.001	<0.001	<0.001	<0.001	
3/21/2011				<0.001	<0.001
3/22/2011	<0.001	<0.001	<0.001		
4/27/2011	<0.001	<0.001	<0.001		<0.001
4/28/2011				<0.001	
10/26/2011	<0.001	<0.001	<0.001	<0.001	<0.001
5/1/2012				<0.001	<0.001
5/2/2012	<0.001	<0.001	<0.001		
11/8/2012	<0.001	<0.001	<0.001		
11/9/2012				<0.001	<0.001
5/8/2013	<0.001	<0.001	<0.001	<0.001	<0.001
11/4/2013	<0.001	<0.001	<0.001	<0.001	<0.001
5/24/2014	<0.001	<0.001	<0.001	<0.001	<0.001
11/7/2014	<0.001		<0.001	<0.001	<0.001
11/8/2014		<0.001			
5/20/2015					<0.001
5/22/2015	<0.001	<0.001	<0.001	<0.001	
11/13/2015	<0.001	<0.001	<0.001	<0.001	<0.001
4/11/2016	<0.001	<0.001	<0.001	<0.001	
6/15/2016	<0.001	<0.001			
6/16/2016			<0.001	<0.001	<0.001
8/10/2016	<0.001	<0.001	<0.001		
8/11/2016				<0.001	<0.001
10/11/2016	<0.001	<0.001			
10/13/2016			<0.001	<0.001	<0.001
12/2/2016		<0.001			
12/5/2016	<0.001		<0.001	<0.001	
12/6/2016					<0.001
2/13/2017	<0.001	<0.001	<0.001	<0.001	0.0011
4/7/2017		0.00052			
4/10/2017	<0.001		<0.001		
4/11/2017				<0.001	<0.001
6/22/2017		<0.001			
6/23/2017	<0.001		<0.001		
6/24/2017				<0.001	<0.001
10/10/2017	0.0013	<0.001			
10/11/2017			<0.001	<0.001	<0.001
3/23/2018		<0.001			
3/26/2018	<0.001		<0.001	<0.001	<0.001
10/4/2018	<0.001	<0.001	<0.001	<0.001	<0.001
3/27/2019			<0.001		
3/28/2019	<0.001	<0.001		<0.001	<0.001
9/12/2019	<0.001	<0.001	<0.001	<0.001	<0.001
3/19/2020	<0.001	<0.001	<0.001	<0.001	<0.001
9/10/2020	<0.001	<0.001			
9/11/2020			<0.001	<0.001	<0.001
4/5/2021			<0.001	<0.001	
4/6/2021	<0.001	<0.001			<0.001

Time Series

Constituent: Arsenic, Total (mg/L) Analysis Run 10/16/2023 11:16 AM
Plant Scherer Client: Southern Company Data: Scherer PAC-CCR

	GWC-29	GWC-50	GWC-51	GWC-52	GWC-53
8/13/2021	<0.001	<0.001	<0.001		<0.001
8/17/2021				<0.001	
2/14/2022	<0.001	<0.001		<0.001	<0.001
2/15/2022			<0.001		
8/31/2022	<0.001	<0.001	<0.001	<0.001	<0.001
2/28/2023			<0.001		<0.001
3/1/2023	<0.001	<0.001		0.00031 (J)	

Time Series

Constituent: Barium, Total (mg/L) Analysis Run 10/16/2023 11:16 AM

Plant Scherer Client: Southern Company Data: Scherer PAC-CCR

	GWA-21 (bg)	GWA-22 (bg)	GWA-45 (bg)	GWA-46 (bg)	GWA-47 (bg)	GWA-48 (bg)	GWA-49 (bg)
12/20/2010			0.024 (J)	0.019 (J)	0.029 (J)		
12/21/2010						0.055 (O)	0.021 (J)
12/22/2010	0.026 (J)	0.028 (J)					
2/1/2011				0.017 (J)	0.038 (J)		
2/14/2011	0.022 (J)	0.025 (J)	0.023 (J)			0.05 (O)	0.021 (J)
3/21/2011			0.021 (J)	0.019 (J)			0.021 (J)
3/22/2011	0.02 (J)	0.029 (J)					
3/23/2011					0.045 (J)	0.031 (J)	
4/26/2011	0.019 (J)	0.031 (J)	0.019 (J)	0.02 (J)			0.021 (J)
4/27/2011					0.043 (J)	0.015 (J)	
10/25/2011						0.02	
10/26/2011			0.023		0.023		0.019
10/27/2011	0.021	0.027		0.018			
5/1/2012	0.017	0.022	0.014		0.021	0.017	
5/2/2012				0.017			0.018
11/8/2012	0.023	0.024	0.034	0.048 (O)	0.038	0.012	0.018
5/7/2013	0.021	0.027		0.02	0.042	0.022	
5/8/2013			0.016				0.017
11/4/2013	0.018	0.024	0.014	0.019			
11/5/2013					0.039	0.012	0.019
5/23/2014					0.088 (O)	0.02	0.021
5/24/2014	0.022	0.025	0.027	0.019			
11/7/2014			0.03	0.019	0.027	0.012	0.019
11/8/2014	0.02	0.023					
5/20/2015			0.029	0.018			
5/21/2015	0.022	0.023			0.036	0.011	0.02
11/12/2015					0.038	0.012	0.019
11/13/2015	0.025	0.023	0.041	0.02			
4/6/2016	0.0239						
4/7/2016			0.0381	0.0207		0.0116	0.0201
4/8/2016		0.0244			0.0261		
6/14/2016	0.021	0.023	0.034	0.019	0.023		0.017
6/17/2016						0.012	
8/9/2016		0.026	0.032	0.017	0.026		0.017
8/10/2016	0.019					0.012	
10/10/2016			0.037	0.02			
10/11/2016	0.02	0.022			0.03		0.02
10/14/2016						0.016	
12/2/2016	0.022		0.038	0.02			0.02
12/5/2016		0.025			0.026		
12/19/2016						0.012	
2/9/2017			0.048				0.018
2/10/2017	0.03	0.026		0.018	0.023		
2/13/2017						0.017	
4/7/2017		0.021	0.045	0.02	0.024	0.011	0.018
4/10/2017	0.025						
6/22/2017			0.049		0.025	0.014	0.02
6/23/2017	0.026			0.021			
6/26/2017		0.028					
10/9/2017	0.025	0.021					
10/10/2017			0.044	0.018	0.022	0.012	0.02
3/22/2018			0.0495 (D)		0.024		0.018

Time Series

Constituent: Barium, Total (mg/L) Analysis Run 10/16/2023 11:16 AM

Plant Scherer Client: Southern Company Data: Scherer PAC-CCR

	GWA-21 (bg)	GWA-22 (bg)	GWA-45 (bg)	GWA-46 (bg)	GWA-47 (bg)	GWA-48 (bg)	GWA-49 (bg)
3/23/2018				0.02		0.012	
3/26/2018	0.026	0.022 (D)					
10/3/2018	0.00049 (O)	0.022	0.042			0.012	0.018
10/4/2018				0.019			
10/5/2018					0.026		
3/27/2019	0.024	0.022	0.057	0.021	0.026	0.013	0.019
9/12/2019	0.025	0.023	0.1 (L)	0.022	0.028	0.016	0.022
12/2/2019			0.11 (RL)				
3/19/2020	0.027	0.024	0.11 (L)	0.023		0.02	0.02
3/20/2020					0.029		
9/10/2020	0.023	0.022					0.02
9/11/2020			0.15 (L)	0.022	0.026	0.013	
4/2/2021	0.02	0.023	0.11 (L)				
4/5/2021				0.022	0.028	0.015	
4/6/2021							0.02
8/12/2021	0.023	0.024	0.091	0.023		0.013	0.024
8/13/2021					0.026		
2/14/2022	0.024		0.077	0.024	0.029	0.014	0.022
2/15/2022		0.032					
8/26/2022	0.026	0.021					
8/30/2022							0.021
8/31/2022			0.065	0.022	0.031	0.016	
2/28/2023	0.022	0.02	0.056	0.022	0.027	0.014	
3/1/2023							0.019

Time Series

Constituent: Barium, Total (mg/L) Analysis Run 10/16/2023 11:16 AM

Plant Scherer Client: Southern Company Data: Scherer PAC-CCR

	GWC-29	GWC-50	GWC-51	GWC-52	GWC-53
12/20/2010					0.11
12/21/2010				0.01 (J)	
12/22/2010	0.016 (J)	0.011 (J)	0.011 (J)		
2/14/2011					<0.1
2/15/2011	0.016 (J)	0.013 (J)	0.013 (J)	0.0086 (J)	
3/21/2011				0.009 (J)	<0.1
3/22/2011	0.014 (J)	0.01 (J)	0.01 (J)		
4/27/2011	0.016 (J)	0.011 (J)	0.011 (J)		0.091 (J)
4/28/2011				0.012 (J)	
10/26/2011	0.015	0.013	0.0099 (J)	0.0093 (J)	0.1
5/1/2012				0.0048 (J)	0.095
5/2/2012	0.012	0.0084 (J)	0.0085 (J)		
11/8/2012	0.015	0.012	<0.01		
11/9/2012				0.0091 (J)	0.093
5/8/2013	0.014	0.013	0.0094 (J)	0.0096 (J)	0.077
11/4/2013	0.016	0.012	0.0094 (J)	0.012	0.083
5/24/2014	0.015	0.012	0.0094 (J)	0.011	0.07
11/7/2014	0.016		0.0094 (J)	0.011	0.065
11/8/2014		0.01			
5/20/2015					0.058
5/22/2015	0.015	0.011	0.0092 (J)	0.011	
11/13/2015	0.016	0.011	0.0095 (J)	0.011	0.058
4/8/2016					0.0619
4/11/2016	0.0167	0.0132	0.0105	0.012	
6/15/2016	0.015	0.011			
6/16/2016			0.0089 (J)	0.011	0.052
8/10/2016	0.015	0.012	0.0082		
8/11/2016				0.012	0.044
10/11/2016	0.017	0.012			
10/13/2016			0.0088	0.012	0.049
12/2/2016		0.012			
12/5/2016	0.017		0.01	0.013	
12/6/2016					0.047
2/13/2017	0.016	0.013	0.0097	0.012	0.05
4/7/2017		0.01			
4/10/2017	0.015		0.0082		
4/11/2017				0.012	0.053
6/22/2017		0.012			
6/23/2017	0.017		0.01		
6/24/2017				0.013	0.054
10/10/2017	0.016	0.011			
10/11/2017			0.0092	0.012	0.05
3/23/2018		0.011			
3/26/2018	0.015		0.0094	0.013	0.05
10/4/2018	0.018	0.012	0.0093	0.013	0.042
3/27/2019			0.011		
3/28/2019	0.017	0.012		0.014	0.045
9/12/2019	0.019	0.013	0.011	0.017	0.043
3/19/2020	0.019	0.013	0.011	0.018	0.047
9/10/2020	0.02	0.013			
9/11/2020			0.01	0.017	0.044
4/5/2021			0.01	0.019	

Time Series

Constituent: Barium, Total (mg/L) Analysis Run 10/16/2023 11:16 AM
Plant Scherer Client: Southern Company Data: Scherer PAC-CCR

	GWC-29	GWC-50	GWC-51	GWC-52	GWC-53
4/6/2021	0.018	0.013			0.041
8/13/2021	0.021	0.029	0.019		0.038
8/17/2021				0.02	
2/14/2022	0.02	0.018		0.021	0.042
2/15/2022			0.011		
8/31/2022	0.025	0.015	0.011	0.022	0.036
2/28/2023			0.01		0.039
3/1/2023	0.02	0.038		0.023	

Time Series

Constituent: Beryllium, Total (mg/L) Analysis Run 10/16/2023 11:16 AM

Plant Scherer Client: Southern Company Data: Scherer PAC-CCR

	GWA-21 (bg)	GWA-22 (bg)	GWA-45 (bg)	GWA-46 (bg)	GWA-47 (bg)	GWA-48 (bg)	GWA-49 (bg)
12/20/2010			<0.0025	<0.0025	<0.0025		
12/21/2010						<0.0025	<0.0025
12/22/2010	<0.0025	<0.0025					
2/1/2011				<0.0025	<0.0025		
2/14/2011	<0.0025	<0.0025	<0.0025			<0.0025	<0.0025
3/21/2011			<0.0025	<0.0025			<0.0025
3/22/2011	<0.0025	<0.0025					
3/23/2011					<0.0025	<0.0025	
4/26/2011	<0.0025	<0.0025	<0.0025	<0.0025			<0.0025
4/27/2011					<0.0025	<0.0025	
10/25/2011						<0.0025	
10/26/2011			<0.0025		<0.0025		<0.0025
10/27/2011	<0.0025	<0.0025		<0.0025			
5/1/2012	<0.0025	<0.0025	<0.0025		<0.0025	<0.0025	
5/2/2012				<0.0025			<0.0025
11/8/2012	<0.0025	<0.0025	<0.0025	<0.0025	<0.0025	<0.0025	<0.0025
5/7/2013	<0.0025	<0.0025		<0.0025	<0.0025	<0.0025	
5/8/2013			<0.0025				<0.0025
11/4/2013	<0.0025	<0.0025	<0.0025	<0.0025			
11/5/2013					<0.0025	<0.0025	<0.0025
5/23/2014					<0.0025	<0.0025	<0.0025
5/24/2014	<0.0025	<0.0025	<0.0025	<0.0025			
11/7/2014			<0.0025	<0.0025	<0.0025	<0.0025	<0.0025
11/8/2014	<0.0025	<0.0025					
5/20/2015			<0.0025	<0.0025			
5/21/2015	<0.0025	<0.0025			<0.0025	<0.0025	<0.0025
11/12/2015					<0.0025	<0.0025	<0.0025
11/13/2015	<0.0025	<0.0025	<0.0025	<0.0025			
4/6/2016	<0.0025						
4/7/2016			<0.0025	<0.0025		<0.0025	<0.0025
4/8/2016		<0.0025			<0.0025		
6/14/2016	<0.0025	<0.0025	<0.0025	<0.0025	<0.0025		<0.0025
6/17/2016						<0.0025	
8/9/2016		<0.0025	<0.0025	<0.0025	<0.0025		<0.0025
8/10/2016	<0.0025					<0.0025	
10/10/2016			<0.0025	<0.0025			
10/11/2016	<0.0025	<0.0025			<0.0025		<0.0025
10/14/2016						<0.0025	
12/2/2016	<0.0025		<0.0025	<0.0025			<0.0025
12/5/2016		<0.0025			<0.0025		
12/19/2016						<0.0025	
2/9/2017			<0.0025				<0.0025
2/10/2017	<0.0025	<0.0025		<0.0025	<0.0025		
2/13/2017						<0.0025	
4/7/2017		<0.0025	<0.0025	<0.0025	<0.0025	<0.0025	<0.0025
4/10/2017	<0.0025						
6/22/2017			<0.0025		<0.0025	<0.0025	<0.0025
6/23/2017	<0.0025			<0.0025			
6/26/2017		<0.0025					
10/9/2017	<0.0025	<0.0025					
10/10/2017			<0.0025	<0.0025	<0.0025	<0.0025	<0.0025
3/22/2018			<0.0025 (D)		<0.0025		<0.0025

Time Series

Constituent: Beryllium, Total (mg/L) Analysis Run 10/16/2023 11:16 AM
Plant Scherer Client: Southern Company Data: Scherer PAC-CCR

	GWA-21 (bg)	GWA-22 (bg)	GWA-45 (bg)	GWA-46 (bg)	GWA-47 (bg)	GWA-48 (bg)	GWA-49 (bg)
3/23/2018				<0.0025		<0.0025	
3/26/2018	<0.0025	<0.0025 (D)					
10/3/2018	<0.0025	<0.0025	<0.0025			<0.0025	<0.0025
10/4/2018				<0.0025			
10/5/2018					<0.0025		
3/27/2019	<0.0025	<0.0025	<0.0025	<0.0025	<0.0025	<0.0025	<0.0025
9/12/2019	<0.0025	<0.0025	<0.0025	<0.0025	<0.0025	<0.0025	<0.0025
3/19/2020	<0.0025	<0.0025	<0.0025	<0.0025		<0.0025	<0.0025
3/20/2020					<0.0025		
9/10/2020	<0.0025	<0.0025					<0.0025
9/11/2020			<0.0025	<0.0025	<0.0025	<0.0025	
4/2/2021	<0.0025	0.00019 (J)	<0.0025				
4/5/2021				<0.0025	<0.0025	<0.0025	
4/6/2021							<0.0025
8/12/2021	<0.0025	<0.0025	<0.0025	<0.0025		<0.0025	<0.0025
8/13/2021					<0.0025		
2/14/2022	<0.0025		<0.0025	<0.0025	<0.0025	<0.0025	<0.0025
2/15/2022		<0.0025					
8/26/2022	<0.0025	<0.0025					
8/30/2022							<0.0025
8/31/2022			<0.0025	<0.0025	<0.0025	<0.0025	
2/28/2023	<0.0025	<0.0025	<0.0025	<0.0025	<0.0025	<0.0025	
3/1/2023							<0.0025

Time Series

Constituent: Beryllium, Total (mg/L) Analysis Run 10/16/2023 11:16 AM

Plant Scherer Client: Southern Company Data: Scherer PAC-CCR

	GWC-29	GWC-50	GWC-51	GWC-52	GWC-53
12/20/2010					<0.0025
12/21/2010				<0.0025	
12/22/2010	<0.0025	<0.0025	<0.0025		
2/14/2011					<0.0025
2/15/2011	<0.0025	<0.0025	<0.0025	<0.0025	
3/21/2011				<0.0025	<0.0025
3/22/2011	<0.0025	<0.0025	<0.0025		
4/27/2011	<0.0025	<0.0025	<0.0025		<0.0025
4/28/2011				<0.0025	
10/26/2011	<0.0025	<0.0025	<0.0025	<0.0025	<0.0025
5/1/2012				<0.0025	<0.0025
5/2/2012	<0.0025	<0.0025	<0.0025		
11/8/2012	<0.0025	<0.0025	<0.0025		
11/9/2012				<0.0025	<0.0025
5/8/2013	<0.0025	<0.0025	<0.0025	<0.0025	<0.0025
11/4/2013	<0.0025	<0.0025	<0.0025	<0.0025	<0.0025
5/24/2014	<0.0025	<0.0025	<0.0025	<0.0025	<0.0025
11/7/2014	<0.0025		<0.0025	<0.0025	<0.0025
11/8/2014		<0.0025			
5/20/2015					<0.0025
5/22/2015	<0.0025	<0.0025	<0.0025	<0.0025	
11/13/2015	<0.0025	<0.0025	<0.0025	<0.0025	<0.0025
4/8/2016					<0.0025
4/11/2016	<0.0025	<0.0025	<0.0025	<0.0025	
6/15/2016	<0.0025	<0.0025			
6/16/2016			2E-05 (J)	<0.0025	<0.0025
8/10/2016	<0.0025	<0.0025	<0.0025		
8/11/2016				<0.0025	<0.0025
10/11/2016	<0.0025	<0.0025			
10/13/2016			<0.0025	<0.0025	<0.0025
12/2/2016		<0.0025			
12/5/2016	<0.0025		<0.0025	<0.0025	
12/6/2016					<0.0025
2/13/2017	<0.0025	<0.0025	<0.0025	<0.0025	<0.0025
4/7/2017		<0.0025			
4/10/2017	<0.0025		<0.0025		
4/11/2017				<0.0025	<0.0025
6/22/2017		<0.0025			
6/23/2017	<0.0025		<0.0025		
6/24/2017				<0.0025	<0.0025
10/10/2017	<0.0025	<0.0025			
10/11/2017			<0.0025	<0.0025	<0.0025
3/23/2018		<0.0025			
3/26/2018	<0.0025		<0.0025	<0.0025	<0.0025
10/4/2018	<0.0025	<0.0025	<0.0025	<0.0025	<0.0025
3/27/2019			<0.0025		
3/28/2019	<0.0025	<0.0025		<0.0025	<0.0025
9/12/2019	<0.0025	<0.0025	<0.0025	<0.0025	<0.0025
3/19/2020	<0.0025	<0.0025	<0.0025	<0.0025	<0.0025
9/10/2020	<0.0025	<0.0025			
9/11/2020			<0.0025	<0.0025	<0.0025
4/5/2021			<0.0025	<0.0025	

Time Series

Constituent: Beryllium, Total (mg/L) Analysis Run 10/16/2023 11:16 AM
Plant Scherer Client: Southern Company Data: Scherer PAC-CCR

	GWC-29	GWC-50	GWC-51	GWC-52	GWC-53
4/6/2021	<0.0025	<0.0025			<0.0025
8/13/2021	<0.0025	<0.0025	<0.0025		<0.0025
8/17/2021				<0.0025	
2/14/2022	<0.0025	<0.0025		<0.0025	<0.0025
2/15/2022			<0.0025		
8/31/2022	<0.0025	<0.0025	<0.0025	<0.0025	<0.0025
2/28/2023			<0.0025		<0.0025
3/1/2023	<0.0025	<0.0025		<0.0025	

Time Series

Constituent: Boron (mg/L) Analysis Run 10/16/2023 11:16 AM

Plant Scherer Client: Southern Company Data: Scherer PAC-CCR

	GWA-21 (bg)	GWA-22 (bg)	GWA-45 (bg)	GWA-46 (bg)	GWA-47 (bg)	GWA-48 (bg)	GWA-49 (bg)
4/6/2016	<0.08						
4/7/2016			0.0657 (J)	<0.08		<0.08	<0.08
4/8/2016		<0.08			<0.08		
6/14/2016	0.0012 (J)	<0.08	0.12	<0.08	0.00079 (J)		<0.08
6/17/2016						<0.08	
8/9/2016		<0.08	0.22	<0.08	<0.08		<0.08
8/10/2016	<0.08					<0.08	
10/10/2016			0.52	<0.08			
10/11/2016	<0.08	<0.08			<0.08		<0.08
10/14/2016						<0.08	
12/2/2016	<0.08		0.65	<0.08			<0.08
12/5/2016		<0.08			<0.08		
12/19/2016						<0.08	
2/9/2017			0.57				<0.08
2/10/2017	<0.08	<0.08		<0.08	<0.08		
2/13/2017						<0.08	
4/7/2017		<0.08	0.5	<0.08	<0.08	<0.08	<0.08
4/10/2017	<0.08						
6/22/2017			0.48		<0.08	<0.08	<0.08
6/23/2017	<0.08			<0.08			
6/26/2017		<0.08					
10/9/2017	<0.08	<0.08					
10/10/2017			0.79	<0.08	<0.08	<0.08	<0.08
3/22/2018			0.66		<0.08		<0.08
3/23/2018				<0.08		<0.08	
3/26/2018	<0.08	<0.08 (D)					
10/3/2018	<0.08	<0.08	0.89			<0.08	<0.08
10/4/2018				<0.08			
10/5/2018					<0.08		
3/27/2019	<0.08	<0.08	0.74	<0.08	<0.08	<0.08	<0.08
9/12/2019	0.053	<0.08	0.91	<0.08	<0.08	<0.08	<0.08
3/19/2020	<0.08	<0.08	0.86	<0.08		<0.08	<0.08
3/20/2020					<0.08		
9/10/2020	<0.08	<0.08					<0.08
9/11/2020			1	<0.08	<0.08	<0.08	
4/2/2021	<0.08	<0.08	1.1				
4/5/2021				<0.08	<0.08	0.044 (J)	
4/6/2021							<0.08
8/12/2021	<0.08	<0.08	1.1	<0.08		<0.08	<0.08
8/13/2021					<0.08		
2/14/2022	<0.08		0.86	<0.08	<0.08	<0.08	<0.08
2/15/2022		<0.08					
8/26/2022	<0.08	<0.08					
8/30/2022							<0.08
8/31/2022			1.2	<0.08	<0.08	<0.08	
2/28/2023	<0.08	0.19	1.1	0.11	0.034 (J)	0.12	
3/1/2023							<0.08

Time Series

Constituent: Boron (mg/L) Analysis Run 10/16/2023 11:16 AM
Plant Scherer Client: Southern Company Data: Scherer PAC-CCR

	GWC-29	GWC-50	GWC-51	GWC-52	GWC-53
4/8/2016					0.824
4/11/2016	<0.08	<0.08	<0.08	<0.08	
6/15/2016	0.0021 (J)	<0.08			
6/16/2016			<0.08	<0.08	0.8 (J)
8/10/2016	<0.08	<0.08	<0.08		
8/11/2016				<0.08	0.97
10/11/2016	<0.08	<0.08			
10/13/2016			<0.08	<0.08	0.94
12/2/2016		<0.08			
12/5/2016	<0.08		<0.08	<0.08	
12/6/2016					1
2/13/2017	<0.08	<0.08	<0.08	<0.08	0.97
4/7/2017		<0.08			
4/10/2017	<0.08		<0.08		
4/11/2017				<0.08	0.88
6/22/2017		<0.08			
6/23/2017	<0.08		<0.08		
6/24/2017				<0.08	0.87
10/10/2017	<0.08	<0.08			
10/11/2017			<0.08	<0.08	1.1
3/23/2018		<0.08			
3/26/2018	<0.08		<0.08	<0.08	0.91
10/4/2018	<0.08	<0.08	<0.08	<0.08	0.92
3/27/2019			<0.08		
3/28/2019	<0.08	<0.08		<0.08	0.97
9/12/2019	<0.08	<0.08	<0.08	<0.08	0.94
3/19/2020	<0.08	<0.08	<0.08	<0.08	1
9/10/2020	<0.08	<0.08			
9/11/2020			<0.08	<0.08	0.97
4/5/2021			<0.08	<0.08	
4/6/2021	<0.08	<0.08			0.97
8/13/2021	<0.08	<0.08	<0.08		0.94
8/17/2021				<0.08	
2/14/2022	<0.08	<0.08		<0.08	1
2/15/2022			<0.08		
8/31/2022	<0.08	<0.08	<0.08	<0.08	1
2/28/2023			0.08		0.91
3/1/2023	0.075 (J)	0.95		<0.08	

Time Series

Constituent: Cadmium, Total (mg/L) Analysis Run 10/16/2023 11:16 AM

Plant Scherer Client: Southern Company Data: Scherer PAC-CCR

	GWA-21 (bg)	GWA-22 (bg)	GWA-45 (bg)	GWA-46 (bg)	GWA-47 (bg)	GWA-48 (bg)	GWA-49 (bg)
12/20/2010			<0.0025	<0.0025	<0.0025		
12/21/2010						<0.0025	<0.0025
12/22/2010	<0.0025	<0.0025					
2/1/2011				<0.0025	<0.0025		
2/14/2011	<0.0025	<0.0025	<0.0025			<0.0025	<0.0025
3/21/2011			<0.0025	<0.0025			<0.0025
3/22/2011	<0.0025	<0.0025					
3/23/2011					<0.0025	<0.0025	
4/26/2011	<0.0025	<0.0025	<0.0025	<0.0025			<0.0025
4/27/2011					<0.0025	<0.0025	
10/25/2011						<0.0025	
10/26/2011			<0.0025		<0.0025		<0.0025
10/27/2011	<0.0025	<0.0025		<0.0025			
5/1/2012	<0.0025	<0.0025	<0.0025		<0.0025	<0.0025	
5/2/2012				<0.0025			<0.0025
11/8/2012	<0.0025	<0.0025	<0.0025	<0.0025	<0.0025	<0.0025	<0.0025
5/7/2013	<0.0025	<0.0025		<0.0025	<0.0025	<0.0025	
5/8/2013			<0.0025				<0.0025
11/4/2013	<0.0025	<0.0025	<0.0025	<0.0025			
11/5/2013					<0.0025	<0.0025	<0.0025
5/23/2014					<0.0025	<0.0025	<0.0025
5/24/2014	<0.0025	<0.0025	<0.0025	<0.0025			
11/7/2014			<0.0025	<0.0025	<0.0025	<0.0025	<0.0025
11/8/2014	<0.0025	<0.0025					
5/20/2015			<0.0025	<0.0025			
5/21/2015	<0.0025	<0.0025			<0.0025	<0.0025	<0.0025
11/12/2015					<0.0025	<0.0025	<0.0025
11/13/2015	<0.0025	<0.0025	<0.0025	<0.0025			
4/6/2016	<0.0025						
4/7/2016			<0.0025	<0.0025		<0.0025	<0.0025
4/8/2016		<0.0025			<0.0025		
6/14/2016	<0.0025	<0.0025	<0.0025	<0.0025	<0.0025		<0.0025
6/17/2016						<0.0025	
8/9/2016		<0.0025	<0.0025	<0.0025	<0.0025		<0.0025
8/10/2016	<0.0025					<0.0025	
10/10/2016			<0.0025	<0.0025			
10/11/2016	<0.0025	<0.0025			<0.0025		<0.0025
10/14/2016						<0.0025	
12/2/2016	<0.0025		<0.0025	<0.0025			<0.0025
12/5/2016		<0.0025			<0.0025		
12/19/2016						<0.0025	
2/9/2017			<0.0025				<0.0025
2/10/2017	<0.0025	<0.0025		<0.0025	<0.0025		
2/13/2017						<0.0025	
4/7/2017		<0.0025	<0.0025	<0.0025	0.0016	<0.0025	<0.0025
4/10/2017	<0.0025						
6/22/2017			<0.0025		<0.0025	<0.0025	<0.0025
6/23/2017	<0.0025			<0.0025			
6/26/2017		<0.0025					
10/9/2017	<0.0025	<0.0025					
10/10/2017			<0.0025	<0.0025	<0.0025	<0.0025	<0.0025
3/22/2018			<0.0025 (D)		<0.0025		<0.0025

Time Series

Constituent: Cadmium, Total (mg/L) Analysis Run 10/16/2023 11:16 AM
Plant Scherer Client: Southern Company Data: Scherer PAC-CCR

	GWA-21 (bg)	GWA-22 (bg)	GWA-45 (bg)	GWA-46 (bg)	GWA-47 (bg)	GWA-48 (bg)	GWA-49 (bg)
3/23/2018				<0.0025		<0.0025	
3/26/2018	<0.0025	<0.0025 (D)					
10/3/2018	<0.0025	<0.0025	<0.0025			<0.0025	<0.0025
10/4/2018				<0.0025			
10/5/2018					<0.0025		
3/27/2019	<0.0025	<0.0025	<0.0025	<0.0025	<0.0025	<0.0025	<0.0025
9/12/2019	<0.0025	<0.0025	<0.0025	<0.0025	<0.0025	<0.0025	<0.0025
3/19/2020	<0.0025	<0.0025	<0.0025	<0.0025		<0.0025	<0.0025
3/20/2020					<0.0025		
9/10/2020	<0.0025	<0.0025					<0.0025
9/11/2020			<0.0025	<0.0025	<0.0025	<0.0025	
4/2/2021	<0.0025	<0.0025	<0.0025				
4/5/2021				<0.0025	<0.0025	<0.0025	
4/6/2021							<0.0025
8/12/2021	<0.0025	<0.0025	<0.0025	<0.0025		<0.0025	<0.0025
8/13/2021					<0.0025		
2/14/2022	<0.0025		<0.0025	<0.0025	<0.0025	<0.0025	<0.0025
2/15/2022		<0.0025					
8/26/2022	<0.0025	<0.0025					
8/30/2022							<0.0025
8/31/2022			<0.0025	<0.0025	<0.0025	<0.0025	
2/28/2023	<0.0025	<0.0025	<0.0025	<0.0025	<0.0025	<0.0025	
3/1/2023							<0.0025

Time Series

Constituent: Cadmium, Total (mg/L) Analysis Run 10/16/2023 11:16 AM

Plant Scherer Client: Southern Company Data: Scherer PAC-CCR

	GWC-29	GWC-50	GWC-51	GWC-52	GWC-53
12/20/2010					<0.0025
12/21/2010				<0.0025	
12/22/2010	<0.0025	<0.0025	<0.0025		
2/14/2011					<0.0025
2/15/2011	<0.0025	<0.0025	<0.0025	<0.0025	
3/21/2011				<0.0025	<0.0025
3/22/2011	<0.0025	<0.0025	<0.0025		
4/27/2011	<0.0025	<0.0025	<0.0025		<0.0025
4/28/2011				<0.0025	
10/26/2011	<0.0025	<0.0025	<0.0025	<0.0025	<0.0025
5/1/2012				<0.0025	<0.0025
5/2/2012	<0.0025	<0.0025	<0.0025		
11/8/2012	<0.0025	<0.0025	<0.0025		
11/9/2012				<0.0025	<0.0025
5/8/2013	<0.0025	<0.0025	<0.0025	<0.0025	<0.0025
11/4/2013	<0.0025	<0.0025	<0.0025	<0.0025	<0.0025
5/24/2014	<0.0025	<0.0025	<0.0025	<0.0025	<0.0025
11/7/2014	<0.0025		<0.0025	<0.0025	<0.0025
11/8/2014		<0.0025			
5/20/2015					<0.0025
5/22/2015	<0.0025	<0.0025	<0.0025	<0.0025	
11/13/2015	<0.0025	<0.0025	<0.0025	<0.0025	<0.0025
4/8/2016					<0.0025
4/11/2016	<0.0025	<0.0025	<0.0025	<0.0025	
6/15/2016	<0.0025	7.4E-05 (J)			
6/16/2016			<0.0025	<0.0025	<0.0025
8/10/2016	<0.0025	<0.0025	<0.0025		
8/11/2016				<0.0025	<0.0025
10/11/2016	<0.0025	<0.0025			
10/13/2016			<0.0025	<0.0025	<0.0025
12/2/2016		<0.0025			
12/5/2016	<0.0025		<0.0025	<0.0025	
12/6/2016					<0.0025
2/13/2017	<0.0025	<0.0025	<0.0025	<0.0025	<0.0025
4/7/2017		<0.0025			
4/10/2017	<0.0025		<0.0025		
4/11/2017				<0.0025	<0.0025
6/22/2017		<0.0025			
6/23/2017	<0.0025		<0.0025		
6/24/2017				<0.0025	<0.0025
10/10/2017	<0.0025	<0.0025			
10/11/2017			<0.0025	<0.0025	<0.0025
3/23/2018		<0.0025			
3/26/2018	<0.0025		<0.0025	<0.0025	<0.0025
10/4/2018	<0.0025	<0.0025	<0.0025	<0.0025	<0.0025
3/27/2019			<0.0025		
3/28/2019	<0.0025	<0.0025		<0.0025	<0.0025
9/12/2019	<0.0025	<0.0025	<0.0025	<0.0025	<0.0025
3/19/2020	<0.0025	<0.0025	<0.0025	<0.0025	<0.0025
9/10/2020	<0.0025	<0.0025			
9/11/2020			<0.0025	<0.0025	<0.0025
4/5/2021			<0.0025	<0.0025	

Time Series

Constituent: Cadmium, Total (mg/L) Analysis Run 10/16/2023 11:16 AM
Plant Scherer Client: Southern Company Data: Scherer PAC-CCR

	GWC-29	GWC-50	GWC-51	GWC-52	GWC-53
4/6/2021	<0.0025	<0.0025			<0.0025
8/13/2021	<0.0025	<0.0025	<0.0025		<0.0025
8/17/2021				<0.0025	
2/14/2022	<0.0025	<0.0025		<0.0025	<0.0025
2/15/2022			<0.0025		
8/31/2022	<0.0025	<0.0025	<0.0025	<0.0025	<0.0025
2/28/2023			<0.0025		<0.0025
3/1/2023	<0.0025	<0.0025		<0.0025	

Time Series

Constituent: Calcium (mg/L) Analysis Run 10/16/2023 11:16 AM
Plant Scherer Client: Southern Company Data: Scherer PAC-CCR

	GWA-21 (bg)	GWA-22 (bg)	GWA-45 (bg)	GWA-46 (bg)	GWA-47 (bg)	GWA-48 (bg)	GWA-49 (bg)
4/6/2016	9.27						
4/7/2016			38.4	6.57		12.6	15.3
4/8/2016		8.6			10.7		
6/14/2016	8.2	6.8	32.9	5.5	11.3		14.2
6/17/2016						12.4	
8/9/2016		6.2	29	4.6	9.6		13
8/10/2016	6.9					11	
10/10/2016			33	5.3			
10/11/2016	7.6	6.2			11		14
10/14/2016						13	
12/2/2016	7.4		33	5.1			13
12/5/2016		5.5			10		
12/19/2016						11	
2/9/2017			42				14
2/10/2017	11	7.8		5.8	11		
2/13/2017						13	
4/7/2017		7.3	35	5.2	10	12	14
4/10/2017	9.7						
6/22/2017			38		11	13	14
6/23/2017	9.2			5.7			
6/26/2017		6.8					
10/9/2017	9.4	5.8					
10/10/2017			40	5.8	11	13	15
3/22/2018			39 (D)		11		14
3/23/2018				6.6		13	
3/26/2018	9.3	8.7					
10/3/2018	7.8	6.1	41			12	14
10/4/2018				5.4			
10/5/2018					11		
3/27/2019	9.5	7.1	39	6.1	11	13	15
9/12/2019	8.8	6.1	36	5.7	12	13	14
3/19/2020	11	9.7	45	6.7		14	15
3/20/2020					12		
9/10/2020	8.2	5.9					14
9/11/2020			30	5.5	11	12	
4/2/2021	9.2	9	29				
4/5/2021				7	13	13	
4/6/2021							16
8/12/2021	7.2	6	26	6.1		12	14
8/13/2021					11		
2/14/2022	8		26	5.9	11	11	13
2/15/2022		9.6					
8/26/2022	6.8	7.8					
8/30/2022							14
8/31/2022			23	5.7	12	12	
2/28/2023	8.1	11	23	6.6	13	13	
3/1/2023							15

Time Series

Constituent: Calcium (mg/L) Analysis Run 10/16/2023 11:16 AM
Plant Scherer Client: Southern Company Data: Scherer PAC-CCR

	GWC-29	GWC-50	GWC-51	GWC-52	GWC-53
4/8/2016					17.5
4/11/2016	9.7	7.04	6.9	12.8	
6/15/2016	9.5	7.4			
6/16/2016			7.6	14.3	18.4
8/10/2016	8.5	6.7	5.7		
8/11/2016				11	13
10/11/2016	9.3	6.9			
10/13/2016			6.7	13	15
12/2/2016		6.5			
12/5/2016	9		6.4	12	
12/6/2016					15
2/13/2017	9.2	7.9	6.2	13	16
4/7/2017		6.5			
4/10/2017	9.2		6.2		
4/11/2017				13	17
6/22/2017		6.8			
6/23/2017	9.8		6.6		
6/24/2017				13	17
10/10/2017	10	7.3			
10/11/2017			6.9	15	19
3/23/2018		7.5			
3/26/2018	11		7	15	19
10/4/2018	10	6.7	6.4	14	17
3/27/2019			7		
3/28/2019	11	7.2		15	18
9/12/2019	12	7.5	7.1	17	18
3/19/2020	16	7.9	7.1	19	19
9/10/2020	15	7.5			
9/11/2020			7	18	19
4/5/2021			8	21	
4/6/2021	17	7.7			19
8/13/2021	15	7.2	7		17
8/17/2021				22	
2/14/2022	16	6.5		18	16
2/15/2022			6.4		
8/31/2022	17	7.1	7.2	21	17
2/28/2023			7.6		18
3/1/2023	19	20		25	

Time Series

Constituent: Chloride (mg/L) Analysis Run 10/16/2023 11:16 AM
 Plant Scherer Client: Southern Company Data: Scherer PAC-CCR

	GWA-21 (bg)	GWA-22 (bg)	GWA-45 (bg)	GWA-46 (bg)	GWA-47 (bg)	GWA-48 (bg)	GWA-49 (bg)
4/6/2016	3.034						
4/7/2016			8.05	2.914		1.842	2.285
4/8/2016		2.1			1.57		
6/14/2016	3.1	4.2	9.3	3.1	1.7		2.3
6/17/2016						1.9	
8/9/2016		5	10	3.2	1.5		2.3
8/10/2016	2.7					1.8	
10/10/2016			10	3			
10/11/2016	2.7	3.8			1.6		2.1
10/14/2016						1.7	
12/2/2016	2.5		10	3			2
12/5/2016		3.6			1.5		
12/19/2016						2.7 (O)	
2/9/2017			9.4				2.1
2/10/2017	3.4	2.2		2.7	1.5		
2/13/2017						1.8	
4/7/2017		2.2	9.9	2.9	1.4	1.7	2
4/10/2017	3.6						
6/22/2017			9.7		1.4	1.7	2
6/23/2017	3.2			3.3			
6/26/2017		3.4					
10/9/2017	3.5	3.4					
10/10/2017			9.8	3.5	1.4	1.6	2
3/22/2018			9.7 (D)		1.3		1.9
3/23/2018				3.6		1.6	
3/26/2018	3.8	1.9 (D)					
10/3/2018	4	2.9	10			1.6	2
10/4/2018				3.9			
10/5/2018					1.4		
3/27/2019	2.9	2	9.6	3.7	1.2	1.5	1.9
9/12/2019	3.4	2.5	10	4.3	1.4	1.7	1.9
3/19/2020	3.9	2.2	9.9	4.5		1.9	2.2
3/20/2020					1.7		
9/10/2020	3.7	2.5					2.1
9/11/2020			12	4.7	1.6	1.8	
4/2/2021	3.7	1.8	13				
4/5/2021				5.3	1.8	2	
4/6/2021							2.1
8/12/2021	4.1	2.7	13	5.5		1.8	2.2
8/13/2021					1.8		
2/14/2022	4		10	5	1.5	1.8	2
2/15/2022		1.8					
8/26/2022	3.6	2					
8/30/2022							2.2
8/31/2022			13	5.1	1.5	1.6	
2/28/2023	3.6	1.8	13	5.2	1.7	1.8	
3/1/2023							2.1

Time Series

Constituent: Chloride (mg/L) Analysis Run 10/16/2023 11:16 AM
 Plant Scherer Client: Southern Company Data: Scherer PAC-CCR

	GWC-29	GWC-50	GWC-51	GWC-52	GWC-53
4/8/2016					10.065
4/11/2016	1.57 (O)	2.09	2.09 (O)	<0.25 (O)	
6/15/2016	3.9	2.1			
6/16/2016			6.3	7.4	9.4
8/10/2016	4	2	6.9		
8/11/2016				8.3	10
10/11/2016	3.7	1.9			
10/13/2016			6.5	7.8	9.9
12/2/2016		1.9			
12/5/2016	3.6		6.6	8.1	
12/6/2016					10
2/13/2017	3.4	1.9	6.7	8	10
4/7/2017		2			
4/10/2017	3.5		6.7		
4/11/2017				7.6	10
6/22/2017		1.9			
6/23/2017	3.4		6.6		
6/24/2017				8.3	10
10/10/2017	3.3	1.9			
10/11/2017			6.5	7.9	10
3/23/2018		1.9			
3/26/2018	3.1		6.6	7.8	11
10/4/2018	3.1	1.9	6.9	8.1	12
3/27/2019			7		
3/28/2019	2.8	1.8		7.5	12
9/12/2019	3	1.8	6.8	7.7	11
3/19/2020	3.4	2.1	7.3	8.2	13
9/10/2020	3.3	2.1			
9/11/2020			7.7	7.9	12
4/5/2021			7.8	8.2	
4/6/2021	3.3	1.9			13
8/13/2021	3.7	2.1	8		13
8/17/2021				8.3	
2/14/2022	3.8	1.9		7.6	12
2/15/2022			7.6		
8/31/2022	3.5	1.6	7.7	7.6	13
2/28/2023			7.9		13
3/1/2023	3.9	14		8	
5/2/2023		1.7 (R)			
10/4/2023					15 (R)

Time Series

Constituent: Chromium, Total (mg/L) Analysis Run 10/16/2023 11:16 AM

Plant Scherer Client: Southern Company Data: Scherer PAC-CCR

	GWA-21 (bg)	GWA-22 (bg)	GWA-45 (bg)	GWA-46 (bg)	GWA-47 (bg)	GWA-48 (bg)	GWA-49 (bg)
12/20/2010			<0.002	0.0036 (J)	0.0064		
12/21/2010						0.0094	0.0073
12/22/2010	0.0052	0.0029 (J)					
2/1/2011				0.0037 (J)	0.015		
2/14/2011	0.0057	0.0027 (J)	<0.002			0.028	0.0051
3/21/2011			<0.002	0.004 (J)			0.0067
3/22/2011	0.0055	0.0049 (J)					
3/23/2011					0.0084	0.0042 (J)	
4/26/2011	0.0069	0.0048 (J)	<0.002	0.0037 (J)			0.0065
4/27/2011					0.011	<0.01	
10/25/2011						0.0062	
10/26/2011			<0.002		0.0061		0.0068
10/27/2011	0.011	0.0023 (J)		0.0047 (J)			
5/1/2012	0.0056	0.0051	<0.002		0.0072	0.011	
5/2/2012				0.005 (J)			0.011
11/8/2012	<0.01	0.0034 (J)	<0.002	0.0081	0.015	0.0089	0.0052
5/7/2013	0.0036 (J)	0.0078		0.0035 (J)	0.044	0.019	
5/8/2013			<0.002				0.0059
11/4/2013	0.0032 (J)	0.0055 (J)	<0.002	0.0056 (J)			
11/5/2013					0.023	0.0057 (J)	0.0044 (J)
5/23/2014					0.022	0.0084 (J)	0.0087 (J)
5/24/2014	0.0043 (J)	0.0075 (J)	<0.002	0.005 (J)			
11/7/2014			<0.002	0.004 (J)	0.013	0.011	0.0048 (J)
11/8/2014	<0.01	0.0048 (J)					
5/20/2015			0.0025 (O)	0.0062 (J)			
5/21/2015	0.002 (J)	0.0082 (J)			0.029	0.013	0.006 (J)
11/12/2015					0.045	0.015	0.007 (J)
11/13/2015	<0.01	0.0079 (J)	0.0042 (O)	0.0067 (J)			
4/6/2016	0.00278 (J)						
4/7/2016			<0.002	0.00467 (J)		0.00498 (J)	0.0056 (J)
4/8/2016		<0.01			<0.01		
6/14/2016	<0.01	<0.01	<0.002	<0.01	<0.01		<0.01
6/17/2016						<0.01	
8/9/2016		0.0079	<0.002	0.0041	0.008		0.0053
8/10/2016	0.0019 (J)					0.0047	
10/10/2016			<0.002	0.0041			
10/11/2016	0.0024 (J)	0.0069			0.0079		0.0058
10/14/2016						0.0056	
12/2/2016	0.0023 (J)		<0.002	0.0039			0.0071
12/5/2016		0.0077			0.0057		
12/19/2016						0.0039	
2/9/2017			<0.002				0.0051
2/10/2017	0.0021 (J)	0.0098		0.0044	0.0062		
2/13/2017						0.0059	
4/7/2017		0.0081	<0.002	0.0046	0.0072	0.0051	0.006
4/10/2017	0.002 (J)						
6/22/2017			<0.002		0.0074	0.005	0.0056
6/23/2017	0.0018 (J)			0.005			
6/26/2017		0.0084					
10/9/2017	0.0016 (J)	0.0082					
10/10/2017			<0.002	0.0088	0.0072	0.005	0.0073
3/22/2018			<0.002 (D)		0.0074		0.0051

Time Series

Constituent: Chromium, Total (mg/L) Analysis Run 10/16/2023 11:16 AM

Plant Scherer Client: Southern Company Data: Scherer PAC-CCR

	GWA-21 (bg)	GWA-22 (bg)	GWA-45 (bg)	GWA-46 (bg)	GWA-47 (bg)	GWA-48 (bg)	GWA-49 (bg)
3/23/2018				0.0045		0.005	
3/26/2018	0.0011 (J)	0.0088					
10/3/2018	0.0014 (J)	0.0086	<0.002			0.0051	0.0052
10/4/2018				0.0047			
10/5/2018					0.0083		
3/27/2019	0.003	0.0078	<0.002	0.0048	0.0081	0.0051	0.0056
9/12/2019	0.0047	0.0092	<0.002	0.0051	0.0088	0.0085	0.0075
3/19/2020	0.0026	0.011	<0.002	0.0043		0.0063	0.0055
3/20/2020					0.0085		
9/10/2020	0.0019 (J)	0.0077					0.0063
9/11/2020			<0.002	0.0042	0.0081	0.0053	
4/2/2021	0.0029	0.01	<0.002				
4/5/2021				0.0041	0.0084	0.0061	
4/6/2021							0.0055
8/12/2021	0.0016 (J)	0.008	<0.002	0.0045		0.0058	0.0096
8/13/2021					0.0082		
2/14/2022	0.0026		<0.002	0.0047	0.0086	0.0058	0.0076
2/15/2022		0.013					
8/26/2022	0.0016 (J)	0.0078					
8/30/2022							0.0064
8/31/2022			<0.002	0.0048	0.0084	0.0059	
2/28/2023	0.0024	0.01	<0.002	0.0047	0.0084	0.0058	
3/1/2023							0.0057

Time Series

Constituent: Chromium, Total (mg/L) Analysis Run 10/16/2023 11:16 AM

Plant Scherer Client: Southern Company Data: Scherer PAC-CCR

	GWC-29	GWC-50	GWC-51	GWC-52	GWC-53
12/20/2010					<0.002
12/21/2010				0.01	
12/22/2010	0.0026 (J)	0.0034 (J)	0.0036 (J)		
2/14/2011					<0.002
2/15/2011	<0.002	0.0034 (J)	0.0038 (J)	0.0087	
3/21/2011				0.0083	<0.002
3/22/2011	<0.002	0.0037 (J)	0.0022 (J)		
4/27/2011	<0.002	0.0038 (J)	0.0042 (J)		<0.002
4/28/2011				0.0076	
10/26/2011	<0.002	0.0039 (J)	0.0042 (J)	0.0078	0.0033 (J)
5/1/2012				0.0049 (J)	0.0025 (J)
5/2/2012	<0.002	0.0044 (J)	0.0037 (J)		
11/8/2012	<0.002	0.0026 (J)	<0.01		
11/9/2012				0.0066	<0.002
5/8/2013	<0.002	0.0038 (J)	0.0032 (J)	0.0082	<0.002
11/4/2013	0.0027 (J)	0.0063 (J)	0.0063 (J)	0.013	0.0035 (J)
5/24/2014	0.0027 (J)	0.0061 (J)	0.003 (J)	0.012	0.0027 (J)
11/7/2014	<0.002		<0.01	0.0084 (J)	<0.002
11/8/2014		<0.002			
5/20/2015					0.0021 (J)
5/22/2015	0.0034 (J)	0.0037 (J)	0.0023 (J)	0.0096 (J)	
11/13/2015	0.0038 (J)	0.0055 (J)	0.0042 (J)	0.011	0.0041 (J)
4/8/2016					<0.002
4/11/2016	<0.002	0.00479 (J)	0.00309 (J)	0.0101	
6/15/2016	<0.002	<0.002			
6/16/2016			<0.01	<0.01	<0.002
8/10/2016	0.0014 (J)	0.0047	0.0023 (J)		
8/11/2016				0.0097	0.0013 (J)
10/11/2016	0.0017 (J)	0.0048			
10/13/2016			0.0028	0.012	0.0018 (J)
12/2/2016		0.0043			
12/5/2016	0.0014 (J)		0.0032	0.012	
12/6/2016					0.0014 (J)
2/13/2017	0.0016 (J)	0.0047	0.0021 (J)	0.011	0.0021 (J)
4/7/2017		0.0044			
4/10/2017	0.0014 (J)		0.0022 (J)		
4/11/2017				0.011	0.0012 (J)
6/22/2017		0.0045			
6/23/2017	0.0014 (J)		0.0025		
6/24/2017				0.0095	0.0017 (J)
10/10/2017	0.0039	0.005			
10/11/2017			0.0027	0.0096	0.0013 (J)
3/23/2018		0.0042			
3/26/2018	0.0013 (J)		0.0028	0.012	0.0014 (J)
10/4/2018	0.0014 (J)	0.005	0.0041	0.016	<0.002
3/27/2019			0.0044		
3/28/2019	0.0012 (J)	0.0043		0.019	<0.002
9/12/2019	0.0021 (J)	0.006	0.0043	0.027	0.002 (J)
3/19/2020	<0.002	0.0047	0.0032	0.029	<0.002
9/10/2020	<0.002	0.0047			
9/11/2020			0.0041	0.028	0.0023
4/5/2021			0.0054	0.031	

Time Series

Constituent: Chromium, Total (mg/L) Analysis Run 10/16/2023 11:16 AM
Plant Scherer Client: Southern Company Data: Scherer PAC-CCR

	GWC-29	GWC-50	GWC-51	GWC-52	GWC-53
4/6/2021	<0.002	0.0044			<0.002
8/13/2021	<0.002	0.0089	0.0087		0.0019 (J)
8/17/2021				0.034	
2/14/2022	<0.002	0.0046		0.036	0.0018 (J)
2/15/2022			0.0054		
8/31/2022	<0.002	0.004	0.0047	0.038	0.002
2/28/2023			0.0047		0.003
3/1/2023	<0.002	<0.002		0.038	

Time Series

Constituent: Cobalt, Total (mg/L) Analysis Run 10/16/2023 11:16 AM

Plant Scherer Client: Southern Company Data: Scherer PAC-CCR

	GWA-21 (bg)	GWA-22 (bg)	GWA-45 (bg)	GWA-46 (bg)	GWA-47 (bg)	GWA-48 (bg)	GWA-49 (bg)
12/20/2010			0.012	<0.0025	0.0033 (O)		
12/21/2010						<0.0025	<0.0025
12/22/2010	<0.0025	0.0038 (O)					
2/1/2011				<0.0025	<0.0025		
2/14/2011	<0.0025	<0.0025	0.0093 (J)			<0.0025	<0.0025
3/21/2011			0.0076 (J)	<0.0025			<0.0025
3/22/2011	<0.0025	<0.0025					
3/23/2011					<0.0025	<0.0025	
4/26/2011	<0.0025	<0.0025	0.0058 (J)	<0.0025			<0.0025
4/27/2011					<0.0025	<0.0025	
10/25/2011						<0.0025	
10/26/2011			0.005 (J)		<0.0025		<0.0025
10/27/2011	<0.0025	<0.0025		<0.0025			
5/1/2012	<0.0025	<0.0025	0.0032 (J)		<0.0025	0.0039 (O)	
5/2/2012				<0.0025			<0.0025
11/8/2012	<0.0025	<0.0025	0.0034 (J)	<0.0025	<0.0025	<0.0025	<0.0025
5/7/2013	<0.0025	<0.0025		<0.0025	<0.0025	<0.0025	
5/8/2013			<0.01				<0.0025
11/4/2013	<0.0025	<0.0025	<0.01	<0.0025			
11/5/2013					<0.0025	<0.0025	<0.0025
5/23/2014					0.0048 (O)	<0.0025	<0.0025
5/24/2014	<0.0025	<0.0025	<0.01	<0.0025			
11/7/2014			<0.01	<0.0025	<0.0025	<0.0025	<0.0025
11/8/2014	<0.0025	<0.0025					
5/20/2015			<0.01	<0.0025			
5/21/2015	<0.0025	<0.0025			<0.0025	<0.0025	<0.0025
11/12/2015					<0.0025	<0.0025	<0.0025
11/13/2015	<0.0025	<0.0025	<0.01	<0.0025			
4/6/2016	<0.0025						
4/7/2016			<0.01	<0.0025		<0.0025	<0.0025
4/8/2016		<0.0025			<0.0025		
6/14/2016	6.6E-05 (J)	0.00042 (J)	0.0031 (J)	3.8E-05 (J)	4.2E-05 (J)		<0.0025
6/17/2016						0.00017 (J)	
8/9/2016		0.00068 (J)	0.0023 (J)	<0.0025	<0.0025		<0.0025
8/10/2016	<0.0025					<0.0025	
10/10/2016			0.0024 (J)	<0.0025			
10/11/2016	0.00047 (J)	<0.0025			0.00052 (J)		<0.0025
10/14/2016						<0.0025	
12/2/2016	0.0014 (J)		0.0021 (J)	<0.0025			0.0004 (J)
12/5/2016		0.0012 (J)			<0.0025		
12/19/2016						<0.0025	
2/9/2017			0.00096 (J)				<0.0025
2/10/2017	0.00052 (J)	0.0013 (J)		<0.0025	<0.0025		
2/13/2017						<0.0025	
4/7/2017		<0.0025	0.0034	<0.0025	<0.0025	<0.0025	<0.0025
4/10/2017	<0.0025						
6/22/2017			0.0029		<0.0025	<0.0025	<0.0025
6/23/2017	<0.0025			<0.0025			
6/26/2017		0.00073 (J)					
10/9/2017	0.00053 (J)	<0.0025					
10/10/2017			0.0025	<0.0025	<0.0025	<0.0025	<0.0025
3/22/2018			0.0015 (JD)		<0.0025		<0.0025

Time Series

Constituent: Cobalt, Total (mg/L) Analysis Run 10/16/2023 11:16 AM
 Plant Scherer Client: Southern Company Data: Scherer PAC-CCR

	GWA-21 (bg)	GWA-22 (bg)	GWA-45 (bg)	GWA-46 (bg)	GWA-47 (bg)	GWA-48 (bg)	GWA-49 (bg)
3/23/2018				<0.0025		<0.0025	
3/26/2018	0.00088 (J)	<0.0025 (D)					
10/3/2018	0.0014 (J)	<0.0025	0.0018 (J)			<0.0025	<0.0025
10/4/2018				<0.0025			
10/5/2018					<0.0025		
3/27/2019	<0.0025	<0.0025	0.00083 (J)	<0.0025	<0.0025	<0.0025	<0.0025
9/12/2019	0.0004 (J)	<0.0025	0.0018 (J)	9.5E-05 (J)	0.00011 (J)	<0.0025	0.00017 (J)
3/19/2020	0.00015 (J)	<0.0025	0.0005 (J)	0.00025 (J)		0.00029 (J)	<0.0025
3/20/2020					<0.0025		
9/10/2020	0.00019 (J)	0.00014 (J)					0.0002 (J)
9/11/2020			0.0035	<0.0025	<0.0025	<0.0025	
4/2/2021	0.00016 (J)	0.00026 (J)	0.002 (J)				
4/5/2021				<0.0025	0.00017 (J)	0.00019 (J)	
4/6/2021							<0.0025
8/12/2021	0.00028 (J)	0.00015 (J)	0.0024 (J)	<0.0025		<0.0025	0.00072 (J)
8/13/2021					<0.0025		
2/14/2022	<0.0025		0.00059 (J)	<0.0025	<0.0025	<0.0025	0.00039 (J)
2/15/2022		0.00054 (J)					
8/26/2022	<0.0025	<0.0025					
8/30/2022							<0.0025
8/31/2022			0.0012 (J)	<0.0025	<0.0025	<0.0025	
2/28/2023	<0.0025	<0.0025	0.00097 (J)	<0.0025	<0.0025	<0.0025	
3/1/2023							<0.0025

Time Series

Constituent: Cobalt, Total (mg/L) Analysis Run 10/16/2023 11:16 AM

Plant Scherer Client: Southern Company Data: Scherer PAC-CCR

	GWC-29	GWC-50	GWC-51	GWC-52	GWC-53
12/20/2010					0.0051 (J)
12/21/2010				<0.0025	
12/22/2010	<0.0025	<0.0025	<0.0025		
2/14/2011					0.0038 (J)
2/15/2011	<0.0025	<0.0025	<0.0025	<0.0025	
3/21/2011				<0.0025	0.0037 (J)
3/22/2011	<0.0025	<0.0025	<0.0025		
4/27/2011	<0.0025	<0.0025	<0.0025		<0.01
4/28/2011				<0.0025	
10/26/2011	<0.0025	<0.0025	<0.0025	<0.0025	0.0046 (J)
5/1/2012				<0.0025	0.0043 (J)
5/2/2012	<0.0025	<0.0025	<0.0025		
11/8/2012	<0.0025	<0.0025	<0.0025		
11/9/2012				<0.0025	0.007 (J)
5/8/2013	<0.0025	<0.0025	<0.0025	<0.0025	0.0047 (J)
11/4/2013	<0.0025	<0.0025	<0.0025	<0.0025	0.0096 (J)
5/24/2014	<0.0025	<0.0025	<0.0025	<0.0025	0.0097 (J)
11/7/2014	<0.0025		<0.0025	<0.0025	0.012
11/8/2014		<0.0025			
5/20/2015					0.011
5/22/2015	<0.0025	<0.0025	<0.0025	<0.0025	
11/13/2015	<0.0025	<0.0025	<0.0025	<0.0025	0.013
4/8/2016					<0.01
4/11/2016	<0.0025	<0.0025	<0.0025	<0.0025	
6/15/2016	<0.0025	<0.0025			
6/16/2016			<0.0025	<0.0025	0.0062 (J)
8/10/2016	<0.0025	<0.0025	<0.0025		
8/11/2016				<0.0025	0.0092
10/11/2016	<0.0025	<0.0025			
10/13/2016			<0.0025	<0.0025	0.0045
12/2/2016		<0.0025			
12/5/2016	<0.0025		<0.0025	<0.0025	
12/6/2016					0.0043
2/13/2017	<0.0025	<0.0025	<0.0025	<0.0025	0.011
4/7/2017		<0.0025			
4/10/2017	<0.0025		<0.0025		
4/11/2017				<0.0025	0.012
6/22/2017		<0.0025			
6/23/2017	<0.0025		<0.0025		
6/24/2017				<0.0025	0.011
10/10/2017	<0.0025	<0.0025			
10/11/2017			<0.0025	<0.0025	0.016
3/23/2018		<0.0025			
3/26/2018	<0.0025		<0.0025	<0.0025	0.0069
10/4/2018	<0.0025	<0.0025	<0.0025	<0.0025	0.016
3/27/2019			<0.0025		
3/28/2019	<0.0025	<0.0025		<0.0025	0.011
9/12/2019	<0.0025	<0.0025	0.00012 (J)	<0.0025	0.011
3/19/2020	<0.0025	<0.0025	<0.0025	<0.0025	0.0083
9/10/2020	<0.0025	<0.0025			
9/11/2020			<0.0025	<0.0025	0.002 (J)
4/5/2021			0.0002 (J)	<0.0025	

Time Series

Constituent: Cobalt, Total (mg/L) Analysis Run 10/16/2023 11:16 AM
Plant Scherer Client: Southern Company Data: Scherer PAC-CCR

	GWC-29	GWC-50	GWC-51	GWC-52	GWC-53
4/6/2021	<0.0025	<0.0025			0.0062
8/13/2021	0.00015 (J)	0.00074 (J)	0.00059 (J)		0.015
8/17/2021				<0.0025	
2/14/2022	<0.0025	<0.0025		<0.0025	0.011
2/15/2022			<0.0025		
8/31/2022	<0.0025	<0.0025	<0.0025	<0.0025	0.014
2/28/2023			<0.0025		0.0038
3/1/2023	<0.0025	0.01		<0.0025	

Time Series

Constituent: Copper, Total (mg/L) Analysis Run 10/16/2023 11:16 AM

Plant Scherer Client: Southern Company Data: Scherer PAC-CCR

	GWA-21 (bg)	GWA-22 (bg)	GWA-45 (bg)	GWA-46 (bg)	GWA-47 (bg)	GWA-48 (bg)	GWA-49 (bg)
12/20/2010			0.0021 (J)	<0.002	0.0065 (J)		
12/21/2010						0.0084 (J)	<0.002
12/22/2010	<0.002	<0.002					
2/1/2011				<0.002	0.018		
2/14/2011	<0.002	<0.002	<0.002			0.013 (O)	<0.002
3/21/2011			<0.002	<0.002			<0.002
3/22/2011	<0.002	<0.002					
3/23/2011					0.022	0.0061 (J)	
4/26/2011	<0.002	<0.002	<0.002	<0.002			<0.002
4/27/2011					0.02	<0.002	
10/25/2011						<0.002	
10/26/2011			<0.002		0.0025 (J)		<0.002
10/27/2011	<0.002	<0.002		<0.002			
5/1/2012	<0.002	<0.002	<0.002		0.0022 (J)	0.0027 (J)	
5/2/2012				<0.002			<0.002
11/8/2012	<0.002	<0.002	0.0034 (J)	0.021 (O)	0.015	<0.002	<0.002
5/7/2013	<0.002	<0.002		<0.002	0.02	0.0039 (J)	
5/8/2013			<0.002				<0.002
11/4/2013	<0.002	<0.002	<0.002	<0.002			
11/5/2013					0.014	<0.002	<0.002
5/23/2014					0.06 (O)	0.0029 (J)	<0.002
5/24/2014	<0.002	<0.002	<0.002	<0.002			
11/7/2014			0.002 (J)	<0.002	0.0032 (J)	<0.002	<0.002
11/8/2014	<0.002	<0.002					
5/20/2015			0.0024 (J)	<0.002			
5/21/2015	0.0028 (O)	0.003 (J)			0.017 (JV)	0.0031 (J)	<0.002
11/12/2015					0.01 (J)	<0.002	<0.002
11/13/2015	<0.002	0.078 (O)	<0.002	<0.002			
4/6/2016	<0.002						
4/7/2016			<0.002	<0.002		<0.002	<0.002
4/8/2016		<0.002			<0.002		
10/10/2016			<0.002	<0.002			
10/11/2016	<0.002	<0.002			0.0051		<0.002
10/14/2016						0.0024 (J)	
4/7/2017		<0.002	<0.002	<0.002	<0.002	<0.002	<0.002
4/10/2017	<0.002						
10/9/2017	<0.002	<0.002					
10/10/2017			<0.002	<0.002	<0.002	<0.002	<0.002
3/22/2018			<0.002 (D)		<0.002		<0.002
3/23/2018				<0.002		<0.002	
3/26/2018	<0.002	<0.002 (D)					
10/3/2018	<0.002	<0.002	<0.002			<0.002	<0.002
10/4/2018				<0.002			
10/5/2018					<0.002		
3/27/2019	<0.002	<0.002	<0.002	<0.002	<0.002	<0.002	<0.002
9/12/2019	<0.002	<0.002	<0.002	<0.002	<0.002	0.00083 (J)	<0.002
3/19/2020	<0.002	<0.002	0.00072 (J)	<0.002		0.0022	<0.002
3/20/2020					0.0011 (J)		
9/10/2020	0.0023	<0.002					<0.002
9/11/2020			0.002	<0.002	<0.002	<0.002	
4/2/2021	<0.002	<0.002	<0.002				
4/5/2021				<0.002	0.0019 (J)	0.00093 (J)	

Time Series

Constituent: Copper, Total (mg/L) Analysis Run 10/16/2023 11:16 AM
Plant Scherer Client: Southern Company Data: Scherer PAC-CCR

	GWA-21 (bg)	GWA-22 (bg)	GWA-45 (bg)	GWA-46 (bg)	GWA-47 (bg)	GWA-48 (bg)	GWA-49 (bg)
4/6/2021							<0.002
8/12/2021	0.00066 (J)	<0.002	<0.002	<0.002		<0.002	0.0031
8/13/2021					<0.002		
2/14/2022	<0.002		<0.002	<0.002	<0.002	<0.002	0.0014 (J)
2/15/2022		0.0015 (J)					
8/26/2022	<0.002	<0.002					
8/30/2022							<0.002
8/31/2022			<0.002	<0.002	<0.002	<0.002	
2/28/2023	<0.002	<0.002	<0.002	<0.002	<0.002	<0.002	
3/1/2023							0.0011 (J)

Time Series

Constituent: Copper, Total (mg/L) Analysis Run 10/16/2023 11:16 AM

Plant Scherer Client: Southern Company Data: Scherer PAC-CCR

	GWC-29	GWC-50	GWC-51	GWC-52	GWC-53
12/20/2010					<0.002
12/21/2010				<0.002	
12/22/2010	<0.002	<0.002	<0.002		
2/14/2011					<0.002
2/15/2011	<0.002	<0.002	<0.002	<0.002	
3/21/2011				<0.002	<0.002
3/22/2011	<0.002	<0.002	<0.002		
4/27/2011	<0.002	<0.002	<0.002		<0.002
4/28/2011				<0.002	
10/26/2011	<0.002	<0.002	<0.002	<0.002	<0.002
5/1/2012				<0.002	<0.002
5/2/2012	<0.002	<0.002	<0.002		
11/8/2012	<0.002	<0.002	<0.002		
11/9/2012				<0.002	<0.002
5/8/2013	<0.002	<0.002	<0.002	<0.002	<0.002
11/4/2013	<0.002	<0.002	<0.002	<0.002	<0.002
5/24/2014	<0.002	<0.002	<0.002	<0.002	<0.002
11/7/2014	<0.002		<0.002	<0.002	<0.002
11/8/2014		<0.002			
5/20/2015					<0.002
5/22/2015	0.0031 (O)	0.0031 (O)	<0.002	<0.002	
11/13/2015	<0.002	<0.002	<0.002	<0.002	<0.002
4/8/2016					<0.002
4/11/2016	<0.002	<0.002	<0.002	<0.002	
10/11/2016	<0.002	<0.002			
10/13/2016			<0.002	<0.002	<0.002
4/7/2017		<0.002			
4/10/2017	<0.002		<0.002		
4/11/2017				<0.002	<0.002
10/10/2017	<0.002	<0.002			
10/11/2017			<0.002	<0.002	<0.002
3/23/2018		<0.002			
3/26/2018	<0.002		<0.002	<0.002	<0.002
10/4/2018	<0.002	<0.002	<0.002	<0.002	<0.002
3/27/2019			<0.002		
3/28/2019	<0.002	<0.002		<0.002	<0.002
9/12/2019	<0.002	<0.002	<0.002	<0.002	<0.002
3/19/2020	<0.002	<0.002	<0.002	<0.002	<0.002
9/10/2020	<0.002	<0.002			
9/11/2020			0.0013 (J)	<0.002	<0.002
4/5/2021			<0.002	<0.002	
4/6/2021	<0.002	<0.002			<0.002
8/13/2021	<0.002	0.0046	0.0025		<0.002
8/17/2021				<0.002	
2/14/2022	<0.002	0.0013 (J)		<0.002	<0.002
2/15/2022			<0.002		
8/31/2022	<0.002	<0.002	<0.002	<0.002	<0.002
2/28/2023			<0.002		<0.002
3/1/2023	<0.002	<0.002		<0.002	

Time Series

Constituent: Fluoride (mg/L) Analysis Run 10/16/2023 11:16 AM
 Plant Scherer Client: Southern Company Data: Scherer PAC-CCR

	GWA-21 (bg)	GWA-22 (bg)	GWA-45 (bg)	GWA-46 (bg)	GWA-47 (bg)	GWA-48 (bg)	GWA-49 (bg)
4/6/2016	0.035 (J)						
4/7/2016			0.035 (J)	0.024 (J)		0.044 (J)	0.041 (J)
4/8/2016		<0.082			<0.1		
6/14/2016	<0.082	<0.082	<0.1	<0.1	<0.1		<0.082
6/17/2016						<0.082	
8/9/2016		<0.082	<0.1	<0.1	<0.1		<0.082
8/10/2016	<0.082					<0.082	
10/10/2016			<0.1	<0.1			
10/11/2016	<0.082	<0.082			<0.1		<0.082
10/14/2016						<0.082	
12/2/2016	<0.082		<0.1	<0.1			<0.082
12/5/2016		<0.082			<0.1		
12/19/2016						0.1 (J)	
2/9/2017			<0.1				<0.082
2/10/2017	<0.082	<0.082		<0.1	<0.1		
2/13/2017						<0.082	
4/7/2017		<0.082	<0.1	<0.1	<0.1	<0.082	<0.082
4/10/2017	<0.082						
6/22/2017			<0.1		<0.1	<0.082	<0.082
6/23/2017	<0.082			<0.1			
6/26/2017		<0.082					
10/9/2017	<0.082	<0.082					
10/10/2017			<0.1	<0.1	<0.1	<0.082	<0.082
3/22/2018			<0.1 (D)		<0.1		<0.082
3/23/2018				<0.1		<0.082	
3/26/2018	<0.082	<0.082 (D)					
10/3/2018	<0.082	<0.082	<0.1			<0.082	<0.082
10/4/2018				<0.1			
10/5/2018					<0.1		
3/27/2019	0.035 (J)	0.036 (J)	<0.1	0.033 (J)	0.041 (J)	0.04 (J)	0.037 (J)
9/12/2019	0.04 (J)	0.043 (J)	0.026 (J)	<0.1	0.041 (J)	0.044 (J)	0.042 (J)
3/19/2020	0.059 (J)	0.054 (J)	0.041 (J)	<0.1		0.049 (J)	0.044 (J)
3/20/2020					<0.1		
9/10/2020	0.044 (J)	0.034 (J)					0.036 (J)
9/11/2020			<0.1	<0.1	0.034 (J)	0.035 (J)	
4/2/2021	0.028 (J)	0.032 (J)	<0.1				
4/5/2021				0.039 (J)	0.038 (J)	0.031 (J)	
4/6/2021							0.03 (J)
8/12/2021	0.04 (J)	0.028 (J)	<0.1	0.11		0.052 (J)	0.058 (J)
8/13/2021					0.09 (J)		
2/14/2022	0.058 (J)		0.052 (J)	0.05 (J)	0.068 (J)	0.056 (J)	0.07 (J)
2/15/2022		0.088 (J)					
8/26/2022	0.092 (J)	0.028 (J)					
8/30/2022							0.044 (J)
8/31/2022			0.033 (J)	0.033 (J)	0.056 (J)	0.053 (J)	
2/28/2023	0.076 (J)	0.071 (J)	0.069 (J)	0.05 (J)	0.059 (J)	0.079 (J)	
3/1/2023							0.036 (J)

Time Series

Constituent: Fluoride (mg/L) Analysis Run 10/16/2023 11:16 AM
 Plant Scherer Client: Southern Company Data: Scherer PAC-CCR

	GWC-29	GWC-50	GWC-51	GWC-52	GWC-53
4/8/2016					<0.1
4/11/2016	0.033 (J)	0.027 (J)	0.027 (J)	<0.082	
6/15/2016	<0.082	<0.1			
6/16/2016			<0.1	<0.082	<0.1
8/10/2016	<0.082	<0.1	<0.1		
8/11/2016				<0.082	<0.1
10/11/2016	<0.082	<0.1			
10/13/2016			<0.1	<0.082	<0.1
12/2/2016		<0.1			
12/5/2016	<0.082		<0.1	<0.082	
12/6/2016					<0.1
2/13/2017	<0.082	<0.1	<0.1	<0.082	<0.1
4/7/2017		<0.1			
4/10/2017	<0.082		<0.1		
4/11/2017				<0.082	<0.1
6/22/2017		<0.1			
6/23/2017	<0.082		<0.1		
6/24/2017				<0.082	<0.1
10/10/2017	<0.082	<0.1			
10/11/2017			<0.1	<0.082	<0.1
3/23/2018		<0.1			
3/26/2018	<0.082		<0.1	<0.082	<0.1
10/4/2018	<0.082	<0.1	<0.1	<0.082	<0.1
3/27/2019			<0.1		
3/28/2019	0.033 (J)	0.042 (J)		0.039 (J)	<0.1
9/12/2019	0.042 (J)	0.028 (J)	0.028 (J)	0.042 (J)	<0.1
3/19/2020	0.042 (J)	0.039 (J)	0.037 (J)	0.053 (J)	<0.1
9/10/2020	0.04 (J)	<0.1			
9/11/2020			0.049 (J)	0.041 (J)	<0.1
4/5/2021			<0.1	0.05 (J)	
4/6/2021	0.031 (J)	<0.1			<0.1
8/13/2021	0.065 (J)	0.048 (J)	0.043 (J)		0.034 (J)
8/17/2021				0.094 (J)	
2/14/2022	0.074 (J)	0.057 (J)		0.055 (J)	0.041 (J)
2/15/2022			0.06 (J)		
8/31/2022	0.082 (J)	0.065 (J)	0.066 (J)	0.053 (J)	0.055 (J)
2/28/2023			0.074 (J)		0.031 (J)
3/1/2023	0.042 (J)	0.029 (J)		0.066 (J)	

Time Series

Constituent: Lead, Total (mg/L) Analysis Run 10/16/2023 11:16 AM
 Plant Scherer Client: Southern Company Data: Scherer PAC-CCR

	GWA-21 (bg)	GWA-22 (bg)	GWA-45 (bg)	GWA-46 (bg)	GWA-47 (bg)	GWA-48 (bg)	GWA-49 (bg)
12/20/2010			<0.001	<0.001	<0.001		
12/21/2010						<0.001	<0.001
12/22/2010	<0.001	<0.001					
2/1/2011				<0.001	0.0027 (J)		
2/14/2011	0.0028 (J)	<0.001	0.0024 (J)			0.0029 (J)	0.0032 (J)
3/21/2011			<0.001	<0.001			0.0038 (J)
3/22/2011	0.0021 (J)	<0.001					
3/23/2011					0.0041 (J)	0.0028 (J)	
4/26/2011	0.003 (J)	0.0025 (J)	0.0027 (J)	0.0024 (J)			0.0046 (J)
4/27/2011					0.0054	0.0038 (J)	
10/25/2011						0.0043 (J)	
10/26/2011			0.0026 (J)		<0.001		0.0024 (J)
10/27/2011	0.0028 (J)	0.0033 (J)		0.0025 (J)			
5/1/2012	<0.001	<0.001	<0.001		<0.001	<0.001	
5/2/2012				<0.001			<0.001
11/8/2012	<0.001	<0.001	0.0023 (J)	0.003 (J)	0.0022 (J)	<0.001	0.0021 (J)
5/7/2013	0.0044 (J)	0.0048 (J)		0.0029 (J)	0.0062	0.0064	
5/8/2013			0.0026 (J)				0.006
11/4/2013	<0.001	<0.001	<0.001	<0.001			
11/5/2013					<0.001	<0.001	0.0023 (J)
5/23/2014					0.0026 (J)	<0.001	<0.001
5/24/2014	<0.001	<0.001	<0.001	<0.001			
11/7/2014			<0.001	<0.001	0.0022 (J)	0.0026 (J)	<0.001
11/8/2014	<0.001	0.0021 (J)					
5/20/2015			0.005 (J)	0.0037 (J)			
5/21/2015	0.0032 (J)	0.002 (J)			0.0049 (J)	0.0038 (J)	0.0062 (J)
11/12/2015					<0.001	0.0021 (J)	0.0035 (J)
11/13/2015	<0.001	<0.001	0.0031 (J)	<0.001			
4/6/2016	<0.001						
4/7/2016			<0.001	<0.001		<0.001	<0.001
4/8/2016		<0.001			<0.001		
6/14/2016	<0.001	<0.001	<0.001	<0.001	<0.001		<0.001
6/17/2016						<0.001	
8/9/2016		<0.001	<0.001	<0.001	<0.001		<0.001
8/10/2016	<0.001					<0.001	
10/10/2016			<0.001	<0.001			
10/11/2016	<0.001	<0.001			<0.001		<0.001
10/14/2016						<0.001	
12/2/2016	<0.001		<0.001	<0.001			<0.001
12/5/2016		<0.001			<0.001		
12/19/2016						<0.001	
2/9/2017			<0.001				<0.001
2/10/2017	<0.001	<0.001		<0.001	<0.001		
2/13/2017						<0.001	
4/7/2017		<0.001	<0.001	<0.001	<0.001	<0.001	<0.001
4/10/2017	<0.001						
6/22/2017			<0.001		<0.001	<0.001	<0.001
6/23/2017	<0.001			<0.001			
6/26/2017		<0.001					
10/9/2017	<0.001	<0.001					
10/10/2017			<0.001	<0.001	<0.001	<0.001	<0.001
3/22/2018			<0.001 (D)		0.00096 (J)		<0.001

Time Series

Constituent: Lead, Total (mg/L) Analysis Run 10/16/2023 11:16 AM
Plant Scherer Client: Southern Company Data: Scherer PAC-CCR

	GWA-21 (bg)	GWA-22 (bg)	GWA-45 (bg)	GWA-46 (bg)	GWA-47 (bg)	GWA-48 (bg)	GWA-49 (bg)
3/23/2018				<0.001		<0.001	
3/26/2018	<0.001	<0.001 (D)					
10/3/2018	<0.001	<0.001	<0.001			<0.001	<0.001
10/4/2018				<0.001			
10/5/2018					<0.001		
3/27/2019	<0.001	<0.001	<0.001	<0.001	<0.001	<0.001	<0.001
9/12/2019	<0.001	<0.001	<0.001	<0.001	<0.001	<0.001	<0.001
3/19/2020	<0.001	<0.001	0.00019 (J)	<0.001		0.0002 (J)	<0.001
3/20/2020					<0.001		
9/10/2020	0.0022	<0.001					<0.001
9/11/2020			0.0016	<0.001	<0.001	<0.001	
4/2/2021	<0.001	0.00018 (J)	<0.001				
4/5/2021				<0.001	<0.001	<0.001	
4/6/2021							<0.001
8/12/2021	<0.001	<0.001	<0.001	<0.001		<0.001	<0.001
8/13/2021					<0.001		
2/14/2022	<0.001		<0.001	<0.001	<0.001	<0.001	<0.001
2/15/2022		0.00025 (J)					
8/26/2022	<0.001	<0.001					
8/30/2022							<0.001
8/31/2022			<0.001	<0.001	<0.001	<0.001	
2/28/2023	<0.001	<0.001	<0.001	<0.001	<0.001	<0.001	
3/1/2023							<0.001

Time Series

Constituent: Lead, Total (mg/L) Analysis Run 10/16/2023 11:16 AM
 Plant Scherer Client: Southern Company Data: Scherer PAC-CCR

	GWC-29	GWC-50	GWC-51	GWC-52	GWC-53
12/20/2010					<0.001
12/21/2010				<0.001	
12/22/2010	<0.001	<0.001	<0.001		
2/14/2011					<0.001
2/15/2011	0.0021 (J)	0.0028 (J)	0.0032 (J)	0.0034 (J)	
3/21/2011				0.004 (J)	<0.001
3/22/2011	0.0027 (J)	0.0022 (J)	0.0024 (J)		
4/27/2011	0.0024 (J)	0.0033 (J)	0.0033 (J)		<0.001
4/28/2011				0.0036 (J)	
10/26/2011	0.0021 (J)	0.0028 (J)	0.0023 (J)	0.0038 (J)	<0.001
5/1/2012				<0.001	<0.001
5/2/2012	<0.001	<0.001	<0.001		
11/8/2012	<0.001	<0.001	<0.001		
11/9/2012				<0.001	<0.001
5/8/2013	0.0035 (J)	0.0043 (J)	0.0035 (J)	0.0059	<0.001
11/4/2013	<0.001	<0.001	<0.001	0.0027 (J)	<0.001
5/24/2014	<0.001	<0.001	<0.001	<0.001	<0.001
11/7/2014	<0.001		<0.001	<0.001	<0.001
11/8/2014		<0.001			
5/20/2015					0.0026 (O)
5/22/2015	0.0038 (J)	0.0042 (J)	0.0035 (J)	0.006 (J)	
11/13/2015	<0.001	<0.001	<0.001	0.0024 (J)	<0.001
4/8/2016					<0.001
4/11/2016	<0.001	<0.001	<0.001	<0.001	
6/15/2016	<0.001	<0.001			
6/16/2016			<0.001	<0.001	<0.001
8/10/2016	<0.001	<0.001	<0.001		
8/11/2016				<0.001	<0.001
10/11/2016	<0.001	<0.001			
10/13/2016			<0.001	<0.001	<0.001
12/2/2016		<0.001			
12/5/2016	<0.001		<0.001	<0.001	
12/6/2016					<0.001
2/13/2017	<0.001	<0.001	<0.001	<0.001	<0.001
4/7/2017		<0.001			
4/10/2017	<0.001		<0.001		
4/11/2017				<0.001	<0.001
6/22/2017		<0.001			
6/23/2017	<0.001		<0.001		
6/24/2017				<0.001	<0.001
10/10/2017	<0.001	<0.001			
10/11/2017			0.00041 (J)	<0.001	<0.001
3/23/2018		<0.001			
3/26/2018	<0.001		<0.001	0.0034 (o)	<0.001
10/4/2018	<0.001	<0.001	<0.001	<0.001	<0.001
3/27/2019			<0.001		
3/28/2019	<0.001	<0.001		<0.001	<0.001
9/12/2019	<0.001	<0.001	<0.001	<0.001	<0.001
3/19/2020	<0.001	<0.001	<0.001	<0.001	<0.001
9/10/2020	<0.001	<0.001			
9/11/2020			0.0015	<0.001	<0.001
4/5/2021			<0.001	<0.001	

Time Series

Constituent: Lead, Total (mg/L) Analysis Run 10/16/2023 11:16 AM
Plant Scherer Client: Southern Company Data: Scherer PAC-CCR

	GWC-29	GWC-50	GWC-51	GWC-52	GWC-53
4/6/2021	<0.001	<0.001			<0.001
8/13/2021	<0.001	0.00054 (J)	0.00022 (J)		0.00017 (J)
8/17/2021				<0.001	
2/14/2022	<0.001	0.00019 (J)		<0.001	<0.001
2/15/2022			<0.001		
8/31/2022	<0.001	<0.001	<0.001	<0.001	<0.001
2/28/2023			<0.001		<0.001
3/1/2023	<0.001	<0.001		<0.001	

Time Series

Constituent: Mercury, Total (mg/L) Analysis Run 10/16/2023 11:16 AM

Plant Scherer Client: Southern Company Data: Scherer PAC-CCR

	GWA-21 (bg)	GWA-22 (bg)	GWA-45 (bg)	GWA-46 (bg)	GWA-47 (bg)	GWA-48 (bg)	GWA-49 (bg)
12/20/2010			<0.0002	<0.0002	<0.0002		
12/21/2010						<0.0002	<0.0002
12/22/2010	<0.0002	<0.0002					
2/1/2011				<0.0002	<0.0002		
2/14/2011	<0.0002	<0.0002	<0.0002			<0.0002	<0.0002
3/21/2011			<0.0002	<0.0002			<0.0002
3/22/2011	<0.0002	<0.0002					
3/23/2011					<0.0002	<0.0002	
4/26/2011	<0.0002	<0.0002	<0.0002	<0.0002			<0.0002
4/27/2011					<0.0002	<0.0002	
10/25/2011						<0.0002	
10/26/2011			<0.0002		<0.0002		<0.0002
10/27/2011	<0.0002	<0.0002		<0.0002			
5/1/2012	<0.0002	<0.0002	<0.0002		<0.0002	<0.0002	
5/2/2012				<0.0002			<0.0002
11/8/2012	<0.0002	<0.0002	<0.0002	<0.0002	<0.0002	<0.0002	<0.0002
5/7/2013	<0.0002	<0.0002		0.00011 (J)	8.1E-05 (J)	8.4E-05 (J)	
5/8/2013			<0.0002				<0.0002
11/4/2013	<0.0002	<0.0002	<0.0002	<0.0002			
11/5/2013					<0.0002	<0.0002	<0.0002
5/23/2014					<0.0002	<0.0002	<0.0002
5/24/2014	<0.0002	<0.0002	<0.0002	<0.0002			
11/7/2014			<0.0002	<0.0002	<0.0002	<0.0002	<0.0002
11/8/2014	<0.0002	<0.0002					
5/20/2015			<0.0002	<0.0002			
5/21/2015	<0.0002	<0.0002			<0.0002	<0.0002	<0.0002
11/12/2015					<0.0002	<0.0002	<0.0002
11/13/2015	<0.0002	<0.0002	<0.0002	<0.0002			
4/6/2016	<0.0002						
4/7/2016			<0.0002	<0.0002		<0.0002	<0.0002
4/8/2016		<0.0002			<0.0002		
6/14/2016	<0.0002	<0.0002	<0.0002	<0.0002	<0.0002		<0.0002
6/17/2016						<0.0002	
8/9/2016		<0.0002	<0.0002	<0.0002	<0.0002		<0.0002
8/10/2016	<0.0002					<0.0002	
10/10/2016			<0.0002	<0.0002			
10/11/2016	<0.0002	<0.0002			<0.0002		<0.0002
10/14/2016						<0.0002	
12/2/2016	<0.0002		<0.0002	<0.0002			<0.0002
12/5/2016		<0.0002			<0.0002		
12/19/2016						<0.0002	
2/9/2017			<0.0002				<0.0002
2/10/2017	<0.0002	<0.0002		<0.0002	<0.0002		
2/13/2017						<0.0002	
4/7/2017		<0.0002	<0.0002	<0.0002	<0.0002	<0.0002	<0.0002
4/10/2017	<0.0002						
6/22/2017			<0.0002		<0.0002	<0.0002	<0.0002
6/23/2017	<0.0002			<0.0002			
6/26/2017		<0.0002					
10/9/2017	8.7E-05 (J)	8.7E-05 (J)					
10/10/2017			8.9E-05 (J)	8.8E-05 (J)	9.2E-05 (J)	9.2E-05 (J)	8.8E-05 (J)
3/22/2018			<0.0002 (D)		<0.0002		<0.0002

Time Series

Constituent: Mercury, Total (mg/L) Analysis Run 10/16/2023 11:16 AM

Plant Scherer Client: Southern Company Data: Scherer PAC-CCR

	GWA-21 (bg)	GWA-22 (bg)	GWA-45 (bg)	GWA-46 (bg)	GWA-47 (bg)	GWA-48 (bg)	GWA-49 (bg)
3/23/2018				<0.0002		<0.0002	
3/26/2018	<0.0002 (X)	<0.0002 (XD)					
10/3/2018	<0.0002 (X)	<0.0002 (X)	<0.0002 (X)			<0.0002 (X)	<0.0002 (X)
10/4/2018				<0.0002			
10/5/2018					<0.0002		
3/27/2019	<0.0002	<0.0002	<0.0002	<0.0002	<0.0002	<0.0002	<0.0002
9/12/2019	<0.0002	<0.0002	<0.0002	<0.0002	<0.0002	<0.0002	<0.0002
3/19/2020	<0.0002	<0.0002	<0.0002	<0.0002		<0.0002	<0.0002
3/20/2020					<0.0002		
9/10/2020	<0.0002	<0.0002					<0.0002
9/11/2020			<0.0002	<0.0002	<0.0002	<0.0002	
4/2/2021	<0.0002	<0.0002	<0.0002				
4/5/2021				<0.0002	<0.0002	<0.0002	
4/6/2021							<0.0002
8/12/2021	<0.0002	<0.0002	<0.0002	<0.0002		<0.0002	<0.0002
8/13/2021					<0.0002		
2/14/2022	<0.0002		<0.0002	<0.0002	<0.0002	<0.0002	<0.0002
2/15/2022		<0.0002					
8/26/2022	<0.0002	<0.0002					
8/30/2022							<0.0002
8/31/2022			<0.0002	<0.0002	<0.0002	<0.0002	
2/28/2023	<0.0002	<0.0002	<0.0002	<0.0002	<0.0002	<0.0002	
3/1/2023							<0.0002

Time Series

Constituent: Mercury, Total (mg/L) Analysis Run 10/16/2023 11:16 AM

Plant Scherer Client: Southern Company Data: Scherer PAC-CCR

	GWC-29	GWC-50	GWC-51	GWC-52	GWC-53
12/20/2010					<0.0002
12/21/2010				<0.0002	
12/22/2010	<0.0002	<0.0002	<0.0002		
2/14/2011					<0.0002
2/15/2011	<0.0002	<0.0002	<0.0002	<0.0002	
3/21/2011				<0.0002	<0.0002
3/22/2011	<0.0002	<0.0002	<0.0002		
4/27/2011	<0.0002	<0.0002	<0.0002		<0.0002
4/28/2011				<0.0002	
10/26/2011	<0.0002	<0.0002	<0.0002	8.2E-05	<0.0002
5/1/2012				<0.0002	<0.0002
5/2/2012	<0.0002	<0.0002	<0.0002		
11/8/2012	<0.0002	<0.0002	<0.0002		
11/9/2012				<0.0002	<0.0002
5/8/2013	<0.0002	<0.0002	<0.0002	<0.0002	<0.0002
11/4/2013	<0.0002	<0.0002	<0.0002	<0.0002	<0.0002
5/24/2014	<0.0002	<0.0002	<0.0002	<0.0002	<0.0002
11/7/2014	<0.0002		<0.0002	<0.0002	<0.0002
11/8/2014		<0.0002			
5/20/2015					<0.0002
5/22/2015	<0.0002	<0.0002	<0.0002	<0.0002	
11/13/2015	<0.0002	<0.0002	<0.0002	<0.0002	<0.0002
4/8/2016					<0.0002
4/11/2016	<0.0002	<0.0002	<0.0002	<0.0002	
6/15/2016	<0.0002	<0.0002			
6/16/2016			<0.0002	<0.0002	<0.0002
8/10/2016	<0.0002	<0.0002	<0.0002		
8/11/2016				<0.0002	<0.0002
10/11/2016	<0.0002	<0.0002			
10/13/2016			<0.0002	<0.0002	<0.0002
12/2/2016		<0.0002			
12/5/2016	<0.0002		<0.0002	<0.0002	
12/6/2016					<0.0002
2/13/2017	<0.0002	<0.0002	<0.0002	<0.0002	<0.0002
4/7/2017		<0.0002			
4/10/2017	<0.0002		<0.0002		
4/11/2017				<0.0002	<0.0002
6/22/2017		<0.0002			
6/23/2017	<0.0002		<0.0002		
6/24/2017				<0.0002	<0.0002
10/10/2017	9.1E-05 (J)	8.9E-05 (J)			
10/11/2017			<0.0002	<0.0002	<0.0002
3/23/2018		<0.0002 (X)			
3/26/2018	<0.0002		<0.0002	<0.0002	<0.0002 (X)
10/4/2018	<0.0002	<0.0002	<0.0002	<0.0002	<0.0002
3/27/2019			<0.0002		
3/28/2019	<0.0002	<0.0002		<0.0002	<0.0002
9/12/2019	<0.0002	<0.0002	<0.0002	<0.0002	<0.0002
3/19/2020	<0.0002	<0.0002	<0.0002	<0.0002	<0.0002
9/10/2020	<0.0002	<0.0002			
9/11/2020			<0.0002	<0.0002	<0.0002
4/5/2021			<0.0002	<0.0002	

Time Series

Constituent: Mercury, Total (mg/L) Analysis Run 10/16/2023 11:16 AM
Plant Scherer Client: Southern Company Data: Scherer PAC-CCR

	GWC-29	GWC-50	GWC-51	GWC-52	GWC-53
4/6/2021	<0.0002	<0.0002			<0.0002
8/13/2021	<0.0002	<0.0002	<0.0002		<0.0002
8/17/2021				<0.0002	
2/14/2022	<0.0002	<0.0002		<0.0002	<0.0002
2/15/2022			<0.0002		
8/31/2022	<0.0002	<0.0002	<0.0002	<0.0002	<0.0002
2/28/2023			<0.0002		<0.0002
3/1/2023	<0.0002	<0.0002		<0.0002	

Time Series

Constituent: Nickel, Total (mg/L) Analysis Run 10/16/2023 11:16 AM

Plant Scherer Client: Southern Company Data: Scherer PAC-CCR

	GWA-21 (bg)	GWA-22 (bg)	GWA-45 (bg)	GWA-46 (bg)	GWA-47 (bg)	GWA-48 (bg)	GWA-49 (bg)
12/20/2010			<0.001	<0.001	<0.001		
12/21/2010						0.0052	<0.001
12/22/2010	<0.001	0.003 (O)					
2/1/2011				<0.001	0.0072		
2/14/2011	<0.001	<0.001	<0.001			0.016	<0.001
3/21/2011			<0.001	<0.001			<0.001
3/22/2011	<0.001	<0.001					
3/23/2011					<0.001	<0.001	
4/26/2011	<0.001	<0.001	<0.001	<0.001			<0.001
4/27/2011					<0.001	<0.001	
10/25/2011						<0.001	
10/26/2011			<0.001		<0.001		<0.001
10/27/2011	<0.001	<0.001		<0.001			
5/1/2012	<0.001	<0.001	<0.001		<0.001	0.0035 (J)	
5/2/2012				<0.001			<0.001
11/8/2012	<0.001	<0.001	<0.001	0.0035 (O)	0.0066	0.0046 (J)	<0.001
5/7/2013	<0.001	<0.001		<0.001	0.022	0.0087	
5/8/2013			<0.001				<0.001
11/4/2013	<0.001	<0.001	<0.001	<0.001			
11/5/2013					0.0093	0.0036 (J)	<0.001
5/23/2014					0.0045 (J)	<0.001	<0.001
5/24/2014	<0.001	<0.001	<0.001	<0.001			
11/7/2014			<0.001	<0.001	0.0049 (J)	0.0064	<0.001
11/8/2014	<0.001	<0.001					
5/20/2015			<0.001	<0.001			
5/21/2015	<0.001	<0.001			0.012	0.0045 (J)	<0.001
11/12/2015					0.019	0.0036 (J)	<0.001
11/13/2015	<0.001	<0.001	<0.001	<0.001			
4/6/2016	<0.001						
4/7/2016			<0.001	<0.001		<0.001	<0.001
4/8/2016		<0.001			<0.001		
10/10/2016			<0.001	<0.001			
10/11/2016	<0.001	<0.001			<0.001		<0.001
10/14/2016						<0.001	
4/7/2017		<0.001	<0.001	<0.001	<0.001	<0.001	<0.001
4/10/2017	<0.001						
10/9/2017	0.0024 (O)	<0.001					
10/10/2017			<0.001	<0.001	<0.001	<0.001	<0.001
3/22/2018			<0.001 (D)		<0.001		<0.001
3/23/2018				<0.001		<0.001	
3/26/2018	<0.001	<0.001 (D)					
10/3/2018	<0.001	<0.001	<0.001			<0.001	<0.001
10/4/2018				<0.001			
10/5/2018					<0.001		
3/27/2019	<0.001	<0.001	<0.001	<0.001	<0.001	<0.001	<0.001
9/12/2019	0.00097 (J)	<0.001	0.00061 (J)	0.0004 (J)	<0.001	<0.001	0.00043 (J)
3/19/2020	0.00037 (J)	<0.001	0.00074 (J)	<0.001		0.0004 (J)	<0.001
3/20/2020					<0.001		
9/10/2020	0.00095 (J)	<0.001					0.00062 (J)
9/11/2020			0.001	<0.001	<0.001	<0.001	
4/2/2021	0.00046 (J)	0.00049 (J)	0.00077 (J)				
4/5/2021				<0.001	<0.001	0.00034 (J)	

Time Series

Constituent: Nickel, Total (mg/L) Analysis Run 10/16/2023 11:16 AM
Plant Scherer Client: Southern Company Data: Scherer PAC-CCR

	GWA-21 (bg)	GWA-22 (bg)	GWA-45 (bg)	GWA-46 (bg)	GWA-47 (bg)	GWA-48 (bg)	GWA-49 (bg)
4/6/2021							<0.001
8/12/2021	0.0011	0.00042 (J)	0.00092 (J)	<0.001		<0.001	0.0019
8/13/2021					<0.001		
2/14/2022	<0.001		<0.001	<0.001	<0.001	<0.001	0.00088 (J)
2/15/2022		0.0014					
8/26/2022	0.0012	0.00065 (J)					
8/30/2022							0.00074 (J)
8/31/2022			0.00065 (J)	0.00056 (J)	<0.001	<0.001	
2/28/2023	0.0015	0.00091 (J)	0.00064 (J)	<0.001	<0.001	<0.001	
3/1/2023							<0.001

Time Series

Constituent: Nickel, Total (mg/L) Analysis Run 10/16/2023 11:16 AM

Plant Scherer Client: Southern Company Data: Scherer PAC-CCR

	GWC-29	GWC-50	GWC-51	GWC-52	GWC-53
12/20/2010					0.006
12/21/2010				<0.001	
12/22/2010	<0.0047	<0.0018	<0.0025		
2/14/2011					0.0067
2/15/2011	<0.0047	<0.0018	<0.0025	<0.001	
3/21/2011				<0.001	0.0066
3/22/2011	<0.0047	<0.0018	<0.0025		
4/27/2011	<0.0047	<0.0018	<0.0025		0.0077
4/28/2011				<0.001	
10/26/2011	<0.0047	<0.0018	<0.0025	<0.001	0.0063
5/1/2012				<0.001	0.0068
5/2/2012	<0.0047	<0.0018	<0.0025		
11/8/2012	<0.0047	<0.0018	<0.0025		
11/9/2012				<0.001	0.0067
5/8/2013	<0.0047	<0.0018	<0.0025	<0.001	0.0066
11/4/2013	<0.0047	<0.0018	<0.0025	<0.001	0.0072
5/24/2014	<0.0047	<0.0018	<0.0025	<0.001	0.0053
11/7/2014	<0.0047		<0.0025	<0.001	0.0052
11/8/2014		<0.0018			
5/20/2015					0.0067
5/22/2015	0.0032 (J)	<0.0018	<0.0025	<0.001	
11/13/2015	<0.0047	<0.0018	<0.0025	<0.001	0.0063
4/8/2016					<0.0073
4/11/2016	0.00388 (J)	<0.0018	<0.0025	<0.001	
10/11/2016	<0.0047	<0.0018			
10/13/2016			<0.0025	<0.001	<0.0073
4/7/2017		<0.0018			
4/10/2017	0.0042		<0.0025		
4/11/2017				<0.001	0.0075
10/10/2017	0.0037	<0.0018			
10/11/2017			0.0018 (J)	<0.001	0.0072
3/23/2018		<0.0018			
3/26/2018	0.0037		0.0021 (J)	<0.001	0.0075
10/4/2018	0.0037	<0.0018	0.0024 (J)	<0.001	0.0073
3/27/2019			0.0024 (J)		
3/28/2019	0.0038	<0.0018		<0.001	0.0069
9/12/2019	0.0035	0.0012	0.0019	<0.001	0.007
3/19/2020	0.0039	0.0015	0.0021	<0.001	0.007
9/10/2020	0.0035	0.0017			
9/11/2020			0.002	<0.001	0.0074
4/5/2021			0.002	<0.001	
4/6/2021	0.0042	0.0019			0.0072
8/13/2021	0.0037	0.0036	0.0034		0.0073
8/17/2021				<0.001	
2/14/2022	0.0034	0.0026		<0.001	0.0071
2/15/2022			0.0024		
8/31/2022	0.0033	0.0031	0.0025	<0.001	0.0069
2/28/2023			0.0028		0.0073
3/1/2023	0.0038	0.0073		<0.001	

Time Series

Constituent: pH (S.U.) Analysis Run 10/16/2023 11:16 AM

Plant Scherer Client: Southern Company Data: Scherer PAC-CCR

	GWA-21 (bg)	GWA-22 (bg)	GWA-45 (bg)	GWA-46 (bg)	GWA-47 (bg)	GWA-48 (bg)	GWA-49 (bg)
11/7/2014			6.26	5.92	6.54	6.91	6.99
11/8/2014	5.89	5.92					
5/21/2015		5.97					
11/12/2015					6.43	6.81	7
11/13/2015	5.65	5.8	6.02	5.78			
4/6/2016	5.9 (D)						
4/7/2016			6.48	6.83	6.45 (D)	6.74	6.85
4/8/2016		6.12			6.45		
6/14/2016	5.75	5.84	6.05	5.82	6.4		6.83
6/17/2016						6.78	
8/1/2016				5.78			
8/9/2016		5.75	6.05		6.43		6.77
8/10/2016	5.75					6.73	
10/10/2016			6.02	5.78			
10/11/2016	5.8	5.84			6.34		6.83
10/14/2016						6.7	
12/2/2016	5.78		5.95	5.71			6.79
12/5/2016		5.7			6.46	6.71	
2/9/2017			6.24				6.65
2/10/2017	5.83	6.17		5.79	6.33		
2/13/2017						6.56	
4/7/2017		5.99	5.95	5.93	6.38	6.62	6.75
4/10/2017	5.74						
6/22/2017			6.02		6.45	6.76	6.85
6/23/2017				5.77			
6/26/2017	5.83	5.87					
10/9/2017	5.61	5.52					
10/10/2017			6	5.81	6.44	6.7	6.84
3/22/2018			6.2		6.46		7
3/23/2018				5.89		6.92	
3/26/2018	5.76	6.06					
10/3/2018	5.78	5.83	6.03			6.81	6.93
10/4/2018				5.86			
10/5/2018					6.47		
3/27/2019	5.97	6.04	6.31	5.95	6.52	6.86	6.91
9/12/2019	5.83	5.87		5.83	6.49	6.78	6.82
9/13/2019			5.96				
3/19/2020	5.81	6.14	6.46	5.93	6.39	6.73	6.87
3/20/2020					6.39		
9/10/2020	5.83	5.78					6.91
9/11/2020			5.98	6.02	6.59	6.76	
4/2/2021	6.06	6.03	5.92				
4/5/2021				5.92	6.59	6.78	
4/6/2021							6.87
6/1/2021				5.8	6.46	6.78	
8/12/2021	5.88	5.91	5.92	5.71		6.86	6.86
8/13/2021					6.33		
2/14/2022	5.99		6.31	5.85	6.6	6.93	7.1
2/15/2022		6.4					
8/26/2022	5.73 (D)	5.86 (D)					
8/30/2022							7.08
8/31/2022			6.03	5.8	6.53	6.91	

Time Series

Constituent: pH (S.U.) Analysis Run 10/16/2023 11:16 AM

Plant Scherer Client: Southern Company Data: Scherer PAC-CCR

	GWA-21 (bg)	GWA-22 (bg)	GWA-45 (bg)	GWA-46 (bg)	GWA-47 (bg)	GWA-48 (bg)	GWA-49 (bg)
10/25/2022			5.99	5.88	6.48	6.81	6.96
11/16/2022			6.02	5.88	6.51	6.83	6.91
2/28/2023	5.81	6.21	5.88	5.91	6.52	6.87	
3/1/2023							6.98

Time Series

Constituent: pH (S.U.) Analysis Run 10/16/2023 11:16 AM

Plant Scherer Client: Southern Company Data: Scherer PAC-CCR

	GWC-29	GWC-50	GWC-51	GWC-52	GWC-53
11/7/2014			5.95	6.75	5.67
11/8/2014		5.94			
5/22/2015	5.8	5.79	5.84	6.65	
5/25/2015			8.36 (o)	7.63 (o)	7.725 (oD)
11/13/2015	5.87	5.92	5.82	6.77	5.52
4/8/2016					5.63
4/11/2016	5.84	5.82	5.88	6.64	
6/15/2016	5.82	5.85			
6/16/2016			5.85	6.6	5.56
8/10/2016	5.82	5.85	5.83		
8/11/2016				6.61	5.56
10/11/2016	5.78	5.76			
10/13/2016			5.84	6.64	5.61
12/2/2016		5.76			
12/5/2016	5.72		5.81	6.63	
12/6/2016					5.48
2/13/2017	5.81	5.8	5.76	6.59	5.57
4/7/2017		5.75			
4/10/2017	5.75		5.78		
4/11/2017				6.53	5.52
6/22/2017		5.83			
6/23/2017	5.78		5.82		
6/26/2017				6.6	5.56
10/10/2017	5.82	5.76			
10/11/2017			5.83	6.61	5.51
3/23/2018		5.98			
3/26/2018	5.91		5.98	6.77	5.78
10/4/2018	5.83	5.85	5.85	6.67	5.56
3/27/2019			5.94		
3/28/2019	5.95	5.71		6.71	5.67
9/12/2019	5.98		5.86	6.68	
9/13/2019		5.78			5.55
3/19/2020	5.97	5.78	5.9	6.64	5.65
9/10/2020	6.09	5.78			
9/11/2020			5.84	6.64	5.69
4/5/2021			5.99	6.68	
4/6/2021	6.3	5.76			5.67
6/2/2021			5.87	6.6	
8/13/2021	6.18	5.86	5.92		5.47
8/17/2021				6.63	
2/14/2022	6.29	5.9		6.79	5.65
2/15/2022			6.02		
8/31/2022	6.21	5.85	5.91	6.74	5.59
10/25/2022	6.21	5.89	5.94	6.65	5.64
11/16/2022	6.14	5.81	5.87	6.65	5.65
2/28/2023			5.86		5.66
3/1/2023	6.11	5.69		6.59	
5/2/2023		5.82 (R)			

Time Series

Constituent: Selenium, Total (mg/L) Analysis Run 10/16/2023 11:16 AM

Plant Scherer Client: Southern Company Data: Scherer PAC-CCR

	GWA-21 (bg)	GWA-22 (bg)	GWA-45 (bg)	GWA-46 (bg)	GWA-47 (bg)	GWA-48 (bg)	GWA-49 (bg)
12/20/2010			<0.005	<0.005	<0.005		
12/21/2010						<0.005	<0.005
12/22/2010	<0.005	<0.005					
2/1/2011				<0.005	<0.005		
2/14/2011	<0.005	<0.005	<0.005			<0.005	<0.005
3/21/2011			<0.005	<0.005			<0.005
3/22/2011	<0.005	<0.005					
3/23/2011					<0.005	<0.005	
4/26/2011	<0.005	<0.005	<0.005	<0.005			<0.005
4/27/2011					<0.005	<0.005	
10/25/2011						<0.005	
10/26/2011			<0.005		<0.005		<0.005
10/27/2011	<0.005	<0.005		<0.005			
5/1/2012	<0.005	<0.005	<0.005		<0.005	<0.005	
5/2/2012				<0.005			<0.005
11/8/2012	<0.005	<0.005	<0.005	<0.005	<0.005	<0.005	<0.005
5/7/2013	<0.005	<0.005		<0.005	<0.005	0.0046	
5/8/2013			0.0048				<0.005
11/4/2013	0.0061 (O)	0.0048	<0.005	<0.005			
11/5/2013					0.0064 (O)	0.0047	<0.005
5/23/2014					<0.005	<0.005	<0.005
5/24/2014	<0.005	<0.005	0.0042	<0.005			
11/7/2014			<0.005	<0.005	<0.005	<0.005	<0.005
11/8/2014	<0.005	<0.005					
5/20/2015			0.0093 (O)	<0.005			
5/21/2015	0.0072 (O)	0.0041			<0.005	0.0077 (O)	0.0041
11/12/2015					<0.005	<0.005	<0.005
11/13/2015	<0.005	<0.005	0.0061 (O)	<0.005			
4/6/2016	<0.005						
4/7/2016			<0.005	<0.005		<0.005	<0.005
4/8/2016		<0.005			<0.005		
6/14/2016	<0.005	<0.005	<0.005	<0.005	<0.005		<0.005
6/17/2016						<0.005	
8/9/2016		<0.005	<0.005	<0.005	<0.005		<0.005
8/10/2016	<0.005					<0.005	
10/10/2016			<0.005	<0.005			
10/11/2016	<0.005	<0.005			<0.005		<0.005
10/14/2016						<0.005	
12/2/2016	<0.005		<0.005	<0.005			<0.005
12/5/2016		<0.005			<0.005		
12/19/2016						<0.005	
2/9/2017			<0.005				<0.005
2/10/2017	<0.005	0.0032		<0.005	<0.005		
2/13/2017						<0.005	
4/7/2017		<0.005	<0.005	<0.005	<0.005	<0.005	0.00092 (J)
4/10/2017	<0.005						
6/22/2017			<0.005		0.0021	<0.005	<0.005
6/23/2017	<0.005			<0.005			
6/26/2017		<0.005					
10/9/2017	<0.005	<0.005					
10/10/2017			0.00033 (J)	<0.005	<0.005	<0.005	<0.005
3/22/2018			<0.005 (D)		<0.005		<0.005

Time Series

Constituent: Selenium, Total (mg/L) Analysis Run 10/16/2023 11:16 AM

Plant Scherer Client: Southern Company Data: Scherer PAC-CCR

	GWA-21 (bg)	GWA-22 (bg)	GWA-45 (bg)	GWA-46 (bg)	GWA-47 (bg)	GWA-48 (bg)	GWA-49 (bg)
3/23/2018				<0.005		<0.005	
3/26/2018	<0.005	<0.005 (D)					
10/3/2018	<0.005	<0.005	<0.005			<0.005	<0.005
10/4/2018				<0.005			
10/5/2018					<0.005		
3/27/2019	<0.005	<0.005	<0.005	<0.005	<0.005	<0.005	<0.005
9/12/2019	<0.005	<0.005	<0.005	<0.005	<0.005	<0.005	<0.005
3/19/2020	<0.005	<0.005	<0.005	<0.005		<0.005	<0.005
3/20/2020					<0.005		
9/10/2020	<0.005	<0.005					<0.005
9/11/2020			<0.005	<0.005	<0.005	<0.005	
4/2/2021	<0.005	<0.005	<0.005				
4/5/2021				<0.005	<0.005	<0.005	
4/6/2021							<0.005
8/12/2021	<0.005	<0.005	<0.005	<0.005		<0.005	<0.005
8/13/2021					<0.005		
2/14/2022	<0.005		<0.005	<0.005	<0.005	<0.005	<0.005
2/15/2022		<0.005					
8/26/2022	<0.005	<0.005					
8/30/2022							<0.005
8/31/2022			<0.005	<0.005	<0.005	<0.005	
2/28/2023	<0.005	<0.005	0.00076 (J)	<0.005	<0.005	<0.005	
3/1/2023							<0.005

Time Series

Constituent: Selenium, Total (mg/L) Analysis Run 10/16/2023 11:16 AM

Plant Scherer Client: Southern Company Data: Scherer PAC-CCR

	GWC-29	GWC-50	GWC-51	GWC-52	GWC-53
12/20/2010					<0.005
12/21/2010				<0.005	
12/22/2010	<0.005	<0.005	<0.005		
2/14/2011					<0.005
2/15/2011	<0.005	<0.005	<0.005	<0.005	
3/21/2011				<0.005	<0.005
3/22/2011	<0.005	<0.005	<0.005		
4/27/2011	<0.005	<0.005	<0.005		<0.005
4/28/2011				<0.005	
10/26/2011	<0.005	<0.005	<0.005	<0.005	<0.005
5/1/2012				<0.005	<0.005
5/2/2012	<0.005	<0.005	<0.005		
11/8/2012	<0.005	<0.005	<0.005		
11/9/2012				<0.005	<0.005
5/8/2013	<0.005	0.0042	<0.005	<0.005	<0.005
11/4/2013	<0.005	<0.005	<0.005	0.0049	<0.005
5/24/2014	0.0044	<0.005	<0.005	<0.005	<0.005
11/7/2014	<0.005		<0.005	<0.005	<0.005
11/8/2014		<0.005			
5/20/2015					<0.005
5/22/2015	<0.005	<0.005	<0.005	0.0067 (O)	
11/13/2015	<0.005	<0.005	<0.005	<0.005	<0.005
4/8/2016					<0.005
4/11/2016	<0.005	<0.005	<0.005	<0.005	
6/15/2016	<0.005	<0.005			
6/16/2016			<0.005	<0.005	<0.005
8/10/2016	<0.005	<0.005	<0.005		
8/11/2016				0.00036 (J)	<0.005
10/11/2016	<0.005	<0.005			
10/13/2016			<0.005	0.00035 (J)	0.00046 (J)
12/2/2016		<0.005			
12/5/2016	<0.005		<0.005	<0.005	
12/6/2016					<0.005
2/13/2017	<0.005	<0.005	<0.005	<0.005	0.0025
4/7/2017		0.0021			
4/10/2017	<0.005		<0.005		
4/11/2017				0.0027	0.00089 (J)
6/22/2017		<0.005			
6/23/2017	<0.005		<0.005		
6/24/2017				<0.005	<0.005
10/10/2017	<0.005	<0.005			
10/11/2017			<0.005	<0.005	<0.005
3/23/2018		<0.005			
3/26/2018	<0.005		<0.005	<0.005	<0.005
10/4/2018	0.00032 (J)	<0.005	<0.005	0.0004 (J)	<0.005
3/27/2019			<0.005		
3/28/2019	<0.005	<0.005		<0.005	<0.005
9/12/2019	<0.005	<0.005	<0.005	<0.005	<0.005
3/19/2020	<0.005	<0.005	<0.005	<0.005	<0.005
9/10/2020	<0.005	<0.005			
9/11/2020			<0.005	<0.005	<0.005
4/5/2021			<0.005	<0.005	

Time Series

Constituent: Selenium, Total (mg/L) Analysis Run 10/16/2023 11:16 AM
Plant Scherer Client: Southern Company Data: Scherer PAC-CCR

	GWC-29	GWC-50	GWC-51	GWC-52	GWC-53
4/6/2021	<0.005	<0.005			<0.005
8/13/2021	<0.005	<0.005	<0.005		<0.005
8/17/2021				<0.005	
2/14/2022	<0.005	<0.005		<0.005	<0.005
2/15/2022			<0.005		
8/31/2022	<0.005	<0.005	<0.005	<0.005	<0.005
2/28/2023			<0.005		<0.005
3/1/2023	<0.005	<0.005		0.00099 (J)	

Time Series

Constituent: Silver, Total (mg/L) Analysis Run 10/16/2023 11:16 AM

Plant Scherer Client: Southern Company Data: Scherer PAC-CCR

	GWA-21 (bg)	GWA-22 (bg)	GWA-45 (bg)	GWA-46 (bg)	GWA-47 (bg)	GWA-48 (bg)	GWA-49 (bg)
12/20/2010			<0.001	<0.001	<0.001		
12/21/2010						<0.001	<0.001
12/22/2010	<0.001	<0.001					
2/1/2011				<0.001	<0.001		
2/14/2011	<0.001	<0.001	<0.001			<0.001	<0.001
3/21/2011			<0.001	<0.001			<0.001
3/22/2011	<0.001	<0.001					
3/23/2011					<0.001	<0.001	
4/26/2011	<0.001	<0.001	<0.001	<0.001			<0.001
4/27/2011					<0.001	<0.001	
10/25/2011						<0.001	
10/26/2011			<0.001		<0.001		<0.001
10/27/2011	<0.001	<0.001		<0.001			
5/1/2012	<0.001	<0.001	<0.001		<0.001	<0.001	
5/2/2012				<0.001			<0.001
11/8/2012	<0.001	<0.001	<0.001	<0.001	<0.001	<0.001	<0.001
5/7/2013	<0.001	<0.001		<0.001	<0.001	<0.001	
5/8/2013			<0.001				<0.001
11/4/2013	<0.001	<0.001	<0.001	<0.001			
11/5/2013					<0.001	<0.001	<0.001
5/23/2014					<0.001	<0.001	<0.001
5/24/2014	<0.001	<0.001	<0.001	<0.001			
11/7/2014			<0.001	<0.001	<0.001	<0.001	<0.001
11/8/2014	<0.001	<0.001					
5/20/2015			<0.001	<0.001			
5/21/2015	<0.001	<0.001			<0.001	<0.001	<0.001
11/12/2015					<0.001	<0.001	<0.001
11/13/2015	<0.001	<0.001	<0.001	<0.001			
4/6/2016	<0.001						
4/7/2016			<0.001	<0.001		<0.001	<0.001
4/8/2016		<0.001			<0.001		
10/10/2016			<0.001	<0.001			
10/11/2016	<0.001	<0.001			<0.001		<0.001
10/14/2016						<0.001	
4/7/2017		<0.001	<0.001	<0.001	<0.001	<0.001	<0.001
4/10/2017	<0.001						
10/9/2017	<0.001	<0.001					
10/10/2017			<0.001	<0.001	<0.001	<0.001	<0.001
3/22/2018			<0.001 (D)		<0.001		<0.001
3/23/2018				<0.001		<0.001	
3/26/2018	<0.001	<0.001 (D)					
10/3/2018	<0.001	<0.001	<0.001			<0.001	<0.001
10/4/2018				<0.001			
10/5/2018					<0.001		
3/27/2019	<0.001	<0.001	<0.001	<0.001	<0.001	<0.001	<0.001
9/12/2019	<0.001	<0.001	<0.001	<0.001	<0.001	<0.001	<0.001
3/19/2020	<0.001	<0.001	<0.001	<0.001		<0.001	<0.001
3/20/2020					<0.001		
9/10/2020	<0.001	<0.001					<0.001
9/11/2020			<0.001	<0.001	<0.001	<0.001	
4/2/2021	<0.001	<0.001	<0.001				
4/5/2021				<0.001	<0.001	<0.001	

Time Series

Constituent: Silver, Total (mg/L) Analysis Run 10/16/2023 11:16 AM
Plant Scherer Client: Southern Company Data: Scherer PAC-CCR

	GWA-21 (bg)	GWA-22 (bg)	GWA-45 (bg)	GWA-46 (bg)	GWA-47 (bg)	GWA-48 (bg)	GWA-49 (bg)
4/6/2021							<0.001
8/12/2021	<0.001	<0.001	<0.001	<0.001		<0.001	<0.001
8/13/2021					<0.001		
2/14/2022	<0.001		<0.001	<0.001	<0.001	<0.001	<0.001
2/15/2022		<0.001					
8/26/2022	<0.001	<0.001					
8/30/2022							<0.001
8/31/2022			<0.001	<0.001	<0.001	<0.001	
2/28/2023	<0.001	<0.001	<0.001	<0.001	<0.001	<0.001	
3/1/2023							<0.001

Time Series

Constituent: Silver, Total (mg/L) Analysis Run 10/16/2023 11:16 AM

Plant Scherer Client: Southern Company Data: Scherer PAC-CCR

	GWC-29	GWC-50	GWC-51	GWC-52	GWC-53
12/20/2010					<0.001
12/21/2010				<0.001	
12/22/2010	<0.001	<0.001	<0.001		
2/14/2011					<0.001
2/15/2011	<0.001	<0.001	<0.001	<0.001	
3/21/2011				<0.001	<0.001
3/22/2011	<0.001	<0.001	<0.001		
4/27/2011	<0.001	<0.001	<0.001		<0.001
4/28/2011				<0.001	
10/26/2011	<0.001	<0.001	<0.001	<0.001	<0.001
5/1/2012				<0.001	<0.001
5/2/2012	<0.001	<0.001	<0.001		
11/8/2012	<0.001	<0.001	<0.001		
11/9/2012				<0.001	<0.001
5/8/2013	<0.001	<0.001	<0.001	<0.001	<0.001
11/4/2013	<0.001	<0.001	<0.001	<0.001	<0.001
5/24/2014	<0.001	<0.001	<0.001	<0.001	<0.001
11/7/2014	<0.001		<0.001	<0.001	<0.001
11/8/2014		<0.001			
5/20/2015					<0.001
5/22/2015	<0.001	<0.001	<0.001	<0.001	
11/13/2015	<0.001	<0.001	<0.001	<0.001	<0.001
4/8/2016					<0.001
4/11/2016	<0.001	<0.001	<0.001	<0.001	
10/11/2016	<0.001	<0.001			
10/13/2016			<0.001	<0.001	<0.001
4/7/2017		<0.001			
4/10/2017	<0.001		<0.001		
4/11/2017				<0.001	<0.001
10/10/2017	<0.001	<0.001			
10/11/2017			<0.001	<0.001	<0.001
3/23/2018		<0.001			
3/26/2018	<0.001		<0.001	<0.001	<0.001
10/4/2018	<0.001	<0.001	<0.001	<0.001	<0.001
3/27/2019			<0.001		
3/28/2019	<0.001	<0.001		<0.001	<0.001
9/12/2019	<0.001	<0.001	<0.001	<0.001	<0.001
3/19/2020	<0.001	<0.001	<0.001	<0.001	<0.001
9/10/2020	<0.001	<0.001			
9/11/2020			<0.001	<0.001	<0.001
4/5/2021			<0.001	<0.001	
4/6/2021	<0.001	<0.001			<0.001
8/13/2021	<0.001	<0.001	<0.001		<0.001
8/17/2021				<0.001	
2/14/2022	<0.001	<0.001		<0.001	<0.001
2/15/2022			<0.001		
8/31/2022	<0.001	<0.001	<0.001	<0.001	<0.001
2/28/2023			<0.001		<0.001
3/1/2023	<0.001	<0.001		<0.001	

Time Series

Constituent: Sulfate (mg/L) Analysis Run 10/16/2023 11:16 AM
 Plant Scherer Client: Southern Company Data: Scherer PAC-CCR

	GWA-21 (bg)	GWA-22 (bg)	GWA-45 (bg)	GWA-46 (bg)	GWA-47 (bg)	GWA-48 (bg)	GWA-49 (bg)
4/6/2016	0.813 (J)						
4/7/2016			107.095	0.594 (J)		1.522	0.507 (J)
4/8/2016		<1			<1		
6/14/2016	<1.1	<1	160	<1	<1		<1
6/17/2016						1.1	
8/9/2016		<1	130	<1	<1		<1
8/10/2016	0.9 (J)					1.1	
10/10/2016			140	<1			
10/11/2016	0.99 (J)	<1			<1		<1
10/14/2016						0.89 (J)	
12/2/2016	0.99 (J)		150	<1			<1
12/5/2016		<1			<1		
12/19/2016						1.2	
2/9/2017			150				<1
2/10/2017	1.4	<1		<1	<1		
2/13/2017						1.4	
4/7/2017		<1	140	<1	<1	1.2	<1
4/10/2017	1.6						
6/22/2017			160		<1	1.1	<1
6/23/2017	1.8			<1			
6/26/2017		<1					
10/9/2017	2.5	<1					
10/10/2017			160	<1	<1	0.92 (J)	<1
3/22/2018			150 (D)		<1		<1
3/23/2018				<1		1.3	
3/26/2018	2.3	<1 (D)					
10/3/2018	1.9	<1	140			1.2	<1
10/4/2018				<1			
10/5/2018					<1		
3/27/2019	0.81 (J)	<1	140	0.52 (J)	<1	1.6	0.56 (J)
9/12/2019	1.3	0.38 (J)	170	0.61 (J)	0.4 (J)	1.2	0.77 (J)
3/19/2020	0.92 (J)	<1	150	0.39 (J)		1.5	0.56 (J)
3/20/2020					0.58 (J)		
9/10/2020	1.3	<1					0.42 (J)
9/11/2020			170	0.99 (J)	0.39 (J)	1.3	
4/2/2021	0.99 (J)	<1	180				
4/5/2021				<1	<1	1.3	
4/6/2021							<1
8/12/2021	1.8	<1	180	1		1	<1
8/13/2021					<1		
2/14/2022	1		130	<1	<1	1.2	0.85 (J)
2/15/2022		0.87 (J)					
8/26/2022	2.7	<1					
8/30/2022							0.76 (J)
8/31/2022			170	1.1	1.1	1.6	
2/28/2023	2.7	1.7	170	1.7	1.6	2.5	
3/1/2023							1.2

Time Series

Constituent: Sulfate (mg/L) Analysis Run 10/16/2023 11:16 AM
 Plant Scherer Client: Southern Company Data: Scherer PAC-CCR

	GWC-29	GWC-50	GWC-51	GWC-52	GWC-53
4/8/2016					135.355
4/11/2016	2.15	<1	0.415 (J)	<1	
6/15/2016	<2.5	<1			
6/16/2016			<0.7	10	140
8/10/2016	2.5	<1	<0.7		
8/11/2016				9.8	130
10/11/2016	2.7	<1			
10/13/2016			<0.7	11	140
12/2/2016		<1			
12/5/2016	2.6		<0.7	13	
12/6/2016					150
2/13/2017	2.4	<1	<0.7	14	160
4/7/2017		<1			
4/10/2017	2.3		<0.7		
4/11/2017				12	130
6/22/2017		<1			
6/23/2017	2.5		<0.7		
6/24/2017				12	160
10/10/2017	2.5	<1			
10/11/2017			<0.7	13	160
3/23/2018		<1			
3/26/2018	2.4		<0.7	20	160
10/4/2018	2.8	<1	<0.7	23	170
3/27/2019			2.7		
3/28/2019	3.2	0.38 (J)		29	170
9/12/2019	3.2	<1	0.65 (J)	34	170
3/19/2020	3.2	<1	0.71 (J)	40	170
9/10/2020	2.7	<1			
9/11/2020			2.6	39	160
4/5/2021			1.7	57	
4/6/2021	2.5	<1			160
8/13/2021	2.7	<1	1.4		170
8/17/2021				54	
2/14/2022	2.9	<1		56	150
2/15/2022			1.8		
8/31/2022	2.8	0.88 (J)	2.4	65	170
2/28/2023			3.2		170
3/1/2023	2.4	170		70	

Time Series

Constituent: Thallium, Total (mg/L) Analysis Run 10/16/2023 11:16 AM

Plant Scherer Client: Southern Company Data: Scherer PAC-CCR

	GWA-21 (bg)	GWA-22 (bg)	GWA-45 (bg)	GWA-46 (bg)	GWA-47 (bg)	GWA-48 (bg)	GWA-49 (bg)
12/20/2010			0.00026 (J)	<0.001	<0.001		
12/21/2010						<0.001	<0.001
12/22/2010	<0.001	<0.001					
2/1/2011				<0.001	<0.001		
2/14/2011	<0.001	<0.001	<0.001			<0.001	<0.001
3/21/2011			<0.001	<0.001			<0.001
3/22/2011	<0.001	<0.001					
3/23/2011					<0.001	<0.001	
4/26/2011	<0.001	<0.001	<0.001	<0.001			<0.001
4/27/2011					<0.001	<0.001	
10/25/2011						<0.001	
10/26/2011			<0.001		<0.001		<0.001
10/27/2011	<0.001	<0.001		<0.001			
5/1/2012	<0.001	<0.001	<0.001		<0.001	<0.001	
5/2/2012				<0.001			<0.001
11/8/2012	<0.001	<0.001	<0.001	<0.001	<0.001	<0.001	<0.001
5/7/2013	<0.001	<0.001		<0.001	<0.001	<0.001	
5/8/2013			<0.001				<0.001
11/4/2013	0.00025 (J)	<0.001	<0.001	<0.001			
11/5/2013					<0.001	<0.001	<0.001
5/23/2014					<0.001	<0.001	<0.001
5/24/2014	<0.001	<0.001	<0.001	<0.001			
11/7/2014			0.00032	<0.001	<0.001	<0.001	<0.001
11/8/2014	0.00048	0.00086					
5/20/2015			<0.001	<0.001			
5/21/2015	<0.001	<0.001			<0.001	<0.001	<0.001
11/12/2015					<0.001	<0.001	<0.001
11/13/2015	<0.001	<0.001	<0.001	<0.001			
4/6/2016	<0.001						
4/7/2016			<0.001	<0.001		<0.001	<0.001
4/8/2016		<0.001			<0.001		
6/14/2016	<0.001	<0.001	<0.001	<0.001	<0.001		<0.001
6/17/2016						<0.001	
8/9/2016		<0.001	<0.001	<0.001	<0.001		<0.001
8/10/2016	<0.001					<0.001	
10/10/2016			<0.001	<0.001			
10/11/2016	<0.001	<0.001			<0.001		<0.001
10/14/2016						<0.001	
12/2/2016	<0.001		<0.001	<0.001			<0.001
12/5/2016		<0.001			<0.001		
12/19/2016						<0.001	
2/9/2017			<0.001				<0.001
2/10/2017	<0.001	<0.001		<0.001	<0.001		
2/13/2017						<0.001	
4/7/2017		<0.001	<0.001	<0.001	<0.001	<0.001	<0.001
4/10/2017	<0.001						
6/22/2017			<0.001		<0.001	<0.001	<0.001
6/23/2017	<0.001			<0.001			
6/26/2017		<0.001					
10/9/2017	<0.001	<0.001					
10/10/2017			<0.001	<0.001	<0.001	<0.001	<0.001
3/22/2018			<0.001 (D)		<0.001		<0.001

Time Series

Constituent: Thallium, Total (mg/L) Analysis Run 10/16/2023 11:16 AM

Plant Scherer Client: Southern Company Data: Scherer PAC-CCR

	GWA-21 (bg)	GWA-22 (bg)	GWA-45 (bg)	GWA-46 (bg)	GWA-47 (bg)	GWA-48 (bg)	GWA-49 (bg)
3/23/2018				<0.001		<0.001	
3/26/2018	<0.001	<0.001 (D)					
10/3/2018	<0.001	<0.001	<0.001			<0.001	<0.001
10/4/2018				<0.001			
10/5/2018					<0.001		
3/27/2019	<0.001	<0.001	<0.001	<0.001	<0.001	<0.001	<0.001
9/12/2019	<0.001	<0.001	<0.001	<0.001	<0.001	<0.001	<0.001
3/19/2020	<0.001	<0.001	0.00036 (J)	<0.001		0.00018 (J)	<0.001
3/20/2020					<0.001		
9/10/2020	<0.001	<0.001					<0.001
9/11/2020			<0.001	<0.001	<0.001	<0.001	
4/2/2021	0.00016 (J)	0.00036 (J)	<0.001				
4/5/2021				<0.001	<0.001	0.00043 (J)	
4/6/2021							<0.001
8/12/2021	<0.001	<0.001	<0.001	<0.001		<0.001	<0.001
8/13/2021					<0.001		
2/14/2022	<0.001		<0.001	<0.001	<0.001	<0.001	<0.001
2/15/2022		<0.001					
8/26/2022	<0.001	<0.001					
8/30/2022							<0.001
8/31/2022			<0.001	<0.001	<0.001	<0.001	
2/28/2023	<0.001	<0.001	<0.001	<0.001	<0.001	<0.001	
3/1/2023							<0.001

Time Series

Constituent: Thallium, Total (mg/L) Analysis Run 10/16/2023 11:16 AM

Plant Scherer Client: Southern Company Data: Scherer PAC-CCR

	GWC-29	GWC-50	GWC-51	GWC-52	GWC-53
12/20/2010					<0.001
12/21/2010				<0.001	
12/22/2010	<0.001	<0.001	<0.001		
2/14/2011					<0.001
2/15/2011	<0.001	<0.001	<0.001	<0.001	
3/21/2011				<0.001	<0.001
3/22/2011	<0.001	<0.001	<0.001		
4/27/2011	<0.001	<0.001	<0.001		<0.001
4/28/2011				<0.001	
10/26/2011	<0.001	<0.001	<0.001	<0.001	<0.001
5/1/2012				<0.001	<0.001
5/2/2012	<0.001	<0.001	<0.001		
11/8/2012	<0.001	<0.001	<0.001		
11/9/2012				<0.001	<0.001
5/8/2013	<0.001	0.00028	<0.001	<0.001	<0.001
11/4/2013	<0.001	<0.001	<0.001	<0.001	<0.001
5/24/2014	<0.001	<0.001	<0.001	<0.001	<0.001
11/7/2014	<0.001		<0.001	<0.001	<0.001
11/8/2014		<0.001			
5/20/2015					<0.001
5/22/2015	<0.001	<0.001	<0.001	<0.001	
11/13/2015	<0.001	<0.001	<0.001	<0.001	<0.001
4/8/2016					<0.001
4/11/2016	<0.001	<0.001	<0.001	<0.001	
6/15/2016	<0.001	<0.001			
6/16/2016			<0.001	<0.001	<0.001
8/10/2016	<0.001	<0.001	<0.001		
8/11/2016				<0.001	<0.001
10/11/2016	<0.001	<0.001			
10/13/2016			<0.001	<0.001	<0.001
12/2/2016		<0.001			
12/5/2016	<0.001		<0.001	<0.001	
12/6/2016					<0.001
2/13/2017	<0.001	<0.001	<0.001	<0.001	<0.001
4/7/2017		<0.001			
4/10/2017	<0.001		<0.001		
4/11/2017				<0.001	<0.001
6/22/2017		<0.001			
6/23/2017	<0.001		<0.001		
6/24/2017				<0.001	<0.001
10/10/2017	<0.001	<0.001			
10/11/2017			<0.001	<0.001	<0.001
3/23/2018		<0.001			
3/26/2018	<0.001		<0.001	<0.001	<0.001
10/4/2018	<0.001	<0.001	<0.001	<0.001	<0.001
3/27/2019			<0.001		
3/28/2019	<0.001	<0.001		<0.001	<0.001
9/12/2019	<0.001	<0.001	<0.001	<0.001	<0.001
3/19/2020	<0.001	<0.001	<0.001	<0.001	<0.001
9/10/2020	<0.001	<0.001			
9/11/2020			<0.001	<0.001	<0.001
4/5/2021			0.00022 (J)	<0.001	

Time Series

Constituent: Thallium, Total (mg/L) Analysis Run 10/16/2023 11:16 AM
Plant Scherer Client: Southern Company Data: Scherer PAC-CCR

	GWC-29	GWC-50	GWC-51	GWC-52	GWC-53
4/6/2021	<0.001	<0.001			<0.001
8/13/2021	<0.001	<0.001	<0.001		<0.001
8/17/2021				<0.001	
2/14/2022	<0.001	<0.001		<0.001	<0.001
2/15/2022			<0.001		
8/31/2022	<0.001	<0.001	<0.001	<0.001	<0.001
2/28/2023			<0.001		<0.001
3/1/2023	<0.001	<0.001		<0.001	

Time Series

Constituent: Total Dissolved Solids (mg/L) Analysis Run 10/16/2023 11:16 AM

Plant Scherer Client: Southern Company Data: Scherer PAC-CCR

	GWA-21 (bg)	GWA-22 (bg)	GWA-45 (bg)	GWA-46 (bg)	GWA-47 (bg)	GWA-48 (bg)	GWA-49 (bg)
4/6/2016	51						
4/7/2016			237	69		100	114
4/8/2016		74			89		
6/14/2016	62	111	240	<25	55		56 (O)
6/17/2016						69	
8/9/2016		44	230	40	90		100
8/10/2016	70					110	
10/10/2016			240	34			
10/11/2016	84	64			86		110
10/14/2016						100	
12/2/2016	74		270	50			94
12/5/2016		52			74		
12/19/2016						100	
2/9/2017			240				100
2/10/2017	100	86		60	100		
2/13/2017						80	
4/7/2017		68	260	70	92	86	100
4/10/2017	82						
6/22/2017			300		64	72	110
6/23/2017	72			42			
6/26/2017		76					
10/9/2017	82	50					
10/10/2017			280	34	68	70	100
3/22/2018			310		92		100
3/23/2018				52		86	
3/26/2018	94	56					
10/3/2018	72	42	190			88	96
10/4/2018				48			
10/5/2018					90		
3/27/2019	98	76	290	66	94	100	120
9/12/2019	130	72	340	97	88	110	120
3/19/2020	100	65	310	51		97	110
3/20/2020					99		
9/10/2020	110	56					130
9/11/2020			340	51	110	120	
4/2/2021	100	69	360				
4/5/2021				46	63	99	
4/6/2021							110
8/12/2021	98	68	330	55		100	120
8/13/2021					110		
2/14/2022	100		290	68	94	100	110
2/15/2022		85					
8/26/2022	110	83					
11/16/2022			300	55	94	100	110
2/28/2023	98	99	320	64	120	110	
3/1/2023							120

Time Series

Constituent: Total Dissolved Solids (mg/L) Analysis Run 10/16/2023 11:16 AM

Plant Scherer Client: Southern Company Data: Scherer PAC-CCR

	GWC-29	GWC-50	GWC-51	GWC-52	GWC-53
4/8/2016					237
4/11/2016	88	79	88	103	
6/15/2016	114	79			
6/16/2016			74	117	231
8/10/2016	82	72	66		
8/11/2016				94	190
10/11/2016	92	76			
10/13/2016			72	110	230
12/2/2016		60			
12/5/2016	86		70	130	
12/6/2016					260
2/13/2017	62	58	12 (O)	92	230
4/7/2017		68			
4/10/2017	60		80		
4/11/2017				120	210
6/22/2017		16			
6/23/2017	74		66		
6/24/2017				120	250
10/10/2017	86	44			
10/11/2017			56	120	280
3/23/2018		96			
3/26/2018	58 (J)		72	98	240
10/4/2018	130	110	96	190	320
3/27/2019			76		
3/28/2019	88	65		140	280
9/12/2019	110	89	110	160	300
3/19/2020	110	64	66	160	270
9/10/2020	120	82			
9/11/2020			87	170	290
4/5/2021			66	170	
4/6/2021	110	49			250
8/13/2021	120	72	92		290
8/17/2021				180	
2/14/2022	120	79		150	280
2/15/2022			67		
11/16/2022	110	76	89	180	270
2/28/2023			84		280
3/1/2023	130	290		190	

Time Series

Constituent: Vanadium, Total (mg/L) Analysis Run 10/16/2023 11:16 AM

Plant Scherer Client: Southern Company Data: Scherer PAC-CCR

	GWA-21 (bg)	GWA-22 (bg)	GWA-45 (bg)	GWA-46 (bg)	GWA-47 (bg)	GWA-48 (bg)	GWA-49 (bg)
12/20/2010			<0.0014	0.0024 (J)	0.0051 (J)		
12/21/2010						0.0091 (J)	0.016
12/22/2010	<0.0025	<0.0025					
2/1/2011				0.0021 (J)	0.012		
2/14/2011	<0.0025	<0.0025	<0.0014			0.013	0.016
3/21/2011			<0.0014	0.0025 (J)			0.018
3/22/2011	0.0028 (J)	0.0032 (J)					
3/23/2011					0.015	<0.01	
4/26/2011	0.0025 (J)	<0.0025	0.0022 (J)	0.0033 (J)			0.018
4/27/2011					0.022	0.0078 (J)	
10/25/2011						0.012 (O)	
10/26/2011			<0.0014		0.0043 (J)		0.018
10/27/2011	<0.0025	<0.0025		<0.0034			
5/1/2012	<0.0025	0.0037 (J)	0.0036 (J)		0.0069 (J)	0.019	
5/2/2012				0.0051 (J)			0.021
11/8/2012	<0.0025	<0.0025	0.0062 (O)	0.02 (O)	0.013	0.015	0.019
5/7/2013	<0.0025	0.0041 (J)		0.0036 (J)	0.017	0.017	
5/8/2013			<0.0014				0.02
11/4/2013	<0.0025	<0.0025	<0.0014	0.0043 (J)			
11/5/2013					0.013	0.015	0.018
5/23/2014					0.041 (o)	0.017	0.018
5/24/2014	<0.0025	<0.0025	<0.0014	0.0033 (J)			
11/7/2014			<0.0014	<0.0034	0.0069 (J)	0.013	0.018
11/8/2014	<0.0025	<0.0025					
5/20/2015			<0.0014	0.0062 (J)			
5/21/2015	<0.0025	0.0052 (J)			0.016	0.016	0.02
11/12/2015					0.013	0.018	0.016
11/13/2015	<0.0025	<0.0025	<0.0014	0.0046 (J)			
4/6/2016	0.00201 (J)						
4/7/2016			<0.0014	0.00293 (J)		0.016	0.0182
4/8/2016		<0.0025 (D)			<0.0053 (D)		
10/10/2016			<0.0014	0.0031			
10/11/2016	<0.0025	<0.0025			0.011		0.023
10/14/2016						0.018	
4/7/2017		0.0033	<0.0014	0.0041	0.0073	0.017	0.02
4/10/2017	0.002 (J)						
10/9/2017	<0.0025	<0.0025					
10/10/2017			0.0014 (J)	<0.0034	0.0032	0.015	0.016
3/22/2018			<0.0014 (D)		0.0068		0.018
3/23/2018				0.0032		0.016	
3/26/2018	0.0014 (J)	0.0029					
10/3/2018	0.0023 (J)	0.0022 (J)	<0.0014			0.017	0.018
10/4/2018				<0.0034 (X)			
10/5/2018					<0.0053 (X)		
3/27/2019	0.0072 (O)	0.0071 (O)	0.0023 (J)	0.0072	0.012	0.022	0.021
9/12/2019	0.0031	0.0025	0.0017	0.0033	0.0075	0.019	0.02
3/19/2020	0.003	0.0052	0.0031	0.0033		0.019	0.02
3/20/2020					0.0086		
9/10/2020	0.0027	0.0025					0.018
9/11/2020			0.0015	0.0026	0.007	0.017	
4/2/2021	0.0029	0.0045	0.0014				
4/5/2021				0.003	0.0085	0.019	

Time Series

Constituent: Vanadium, Total (mg/L) Analysis Run 10/16/2023 11:16 AM
Plant Scherer Client: Southern Company Data: Scherer PAC-CCR

	GWA-21 (bg)	GWA-22 (bg)	GWA-45 (bg)	GWA-46 (bg)	GWA-47 (bg)	GWA-48 (bg)	GWA-49 (bg)
4/6/2021							0.021
8/12/2021	0.004	0.0028	0.0017	0.0031		0.019	0.02
8/13/2021					0.0078		
2/14/2022	0.0033		0.0028	0.0032	0.0076	0.019	0.02
2/15/2022		0.0083					
8/26/2022	0.0028	0.002					
8/30/2022							0.019
8/31/2022			0.0011	0.0027	0.0073	0.018	
2/28/2023	0.0036	0.0071	0.0018	0.0037	0.0078	0.02	
3/1/2023							0.019

Time Series

Constituent: Vanadium, Total (mg/L) Analysis Run 10/16/2023 11:16 AM

Plant Scherer Client: Southern Company Data: Scherer PAC-CCR

	GWC-29	GWC-50	GWC-51	GWC-52	GWC-53
12/20/2010					<0.001
12/21/2010				<0.01	
12/22/2010	0.0037 (J)	<0.001	0.0027 (J)		
2/14/2011					<0.001
2/15/2011	0.0043 (J)	<0.001	0.0036 (J)	0.0098 (J)	
3/21/2011				0.012	<0.001
3/22/2011	0.0039 (J)	0.0034 (J)	<0.0066		
4/27/2011	0.0035 (J)	0.0032 (J)	0.0046 (J)		<0.001
4/28/2011				0.011	
10/26/2011	0.0047 (J)	<0.001	<0.0066	0.012	<0.001
5/1/2012				0.011	0.0032 (J)
5/2/2012	0.0064 (J)	0.0039 (J)	0.0055 (J)		
11/8/2012	0.0051 (J)	0.0034 (J)	0.0042 (J)		
11/9/2012				0.011	<0.001
5/8/2013	0.0046 (J)	<0.001	0.0046 (J)	<0.01	<0.001
11/4/2013	0.0039 (J)	0.0035 (J)	0.0042 (J)	0.011	<0.001
5/24/2014	0.0053 (J)	0.0036 (J)	0.0061 (J)	0.012	<0.001
11/7/2014	0.0034 (J)		0.0032 (J)	0.01	<0.001
11/8/2014		<0.001			
5/20/2015					0.0065
5/22/2015	0.0068 (J)	0.0044 (J)	0.0056 (J)	0.013	
11/13/2015	0.0044 (J)	<0.001	<0.0066	0.014	<0.001
4/8/2016					0.0136 (O)
4/11/2016	0.00381 (J)	0.00254 (J)	0.00415 (J)	0.0107	
10/11/2016	<0.0053	<0.001			
10/13/2016			<0.0066	0.011	<0.001
4/7/2017		0.0024 (J)			
4/10/2017	0.0038		0.0043		
4/11/2017				0.011	<0.001
10/10/2017	0.0053	<0.001			
10/11/2017			0.0052	0.012	0.0019 (J)
3/23/2018		0.0023 (J)			
3/26/2018	0.0037		0.004	0.0096	<0.001
10/4/2018	<0.0053 (X)	<0.001 (X)	<0.0066 (X)	0.013	<0.001 (X)
3/27/2019			0.0087		
3/28/2019	0.0079	0.0053		0.01	0.0041
9/12/2019	0.0054	0.0028	0.0047	0.011	<0.001
3/19/2020	0.0044	0.0027	0.0046	0.01	<0.001
9/10/2020	0.0049	0.0026			
9/11/2020			0.0042	0.0099	<0.001
4/5/2021			0.0059	0.011	
4/6/2021	0.0045	0.0026			<0.001
8/13/2021	0.0061	0.0093	0.0072		0.0016
8/17/2021				0.011	
2/14/2022	0.0047	0.0042		0.011	0.0014
2/15/2022			0.0049		
8/31/2022	0.0055	0.0031	0.0038	0.01	0.00095 (J)
2/28/2023			0.0052		0.0023
3/1/2023	0.0051	<0.001		0.011	

Time Series

Constituent: Zinc, Total (mg/L) Analysis Run 10/16/2023 11:16 AM

Plant Scherer Client: Southern Company Data: Scherer PAC-CCR

	GWA-21 (bg)	GWA-22 (bg)	GWA-45 (bg)	GWA-46 (bg)	GWA-47 (bg)	GWA-48 (bg)	GWA-49 (bg)
12/20/2010			<0.005	<0.005	<0.005		
12/21/2010						<0.005	<0.005
12/22/2010	<0.005	<0.005					
2/1/2011				<0.005	<0.005		
2/14/2011	<0.005	<0.005	<0.005			<0.005	<0.005
3/21/2011			<0.005	<0.005			<0.005
3/22/2011	<0.005	<0.005					
3/23/2011					<0.005	<0.005	
4/26/2011	<0.005	<0.005	<0.005	<0.005			<0.005
4/27/2011					<0.005	<0.005	
10/25/2011						<0.005	
10/26/2011			<0.005		<0.005		<0.005
10/27/2011	<0.005	<0.005		<0.005			
5/1/2012	<0.005	<0.005	<0.005		<0.005	<0.005	
5/2/2012				<0.005			<0.005
11/8/2012	<0.005	<0.005	<0.005	0.013 (O)	<0.005	<0.005	<0.005
5/7/2013	<0.005	<0.005		<0.005	0.0087	<0.005	
5/8/2013			<0.005				<0.005
11/4/2013	<0.005	<0.005	<0.005	<0.005			
11/5/2013					<0.005	<0.005	<0.005
5/23/2014					0.014 (O)	<0.005	<0.005
5/24/2014	<0.005	<0.005	<0.005	<0.005			
11/7/2014			<0.005	<0.005	<0.005	<0.005	<0.005
11/8/2014	<0.005	<0.005					
5/20/2015			<0.005	<0.005			
5/21/2015	<0.005	<0.005			<0.005	<0.005	<0.005
11/12/2015					<0.005	<0.005	<0.005
11/13/2015	<0.005	0.039 (O)	<0.005	<0.005			
4/6/2016	<0.005						
4/7/2016			0.00345 (J)	0.00265 (J)		0.00287 (J)	0.00208 (J)
10/10/2016			<0.005	<0.005			
10/11/2016	<0.005	<0.005			<0.005		<0.005
10/14/2016						<0.005	
4/7/2017		<0.005	<0.005	<0.005	<0.005	<0.005	<0.005
4/10/2017	<0.005						
10/9/2017	<0.005	<0.005					
10/10/2017			<0.005	0.0096 (J)	<0.005	<0.005	<0.005
3/22/2018			<0.005 (D)		<0.005		<0.005
3/23/2018				<0.005		<0.005	
3/26/2018	<0.005	<0.005 (D)					
10/3/2018	<0.005	<0.005	<0.005			<0.005	<0.005
10/4/2018				<0.005			
10/5/2018					<0.005		
3/27/2019	<0.005	<0.005	<0.005	<0.005	<0.005	<0.005	<0.005
9/12/2019	0.0046 (J)	0.0085	0.0095	0.0091	0.0049 (J)	0.0048 (J)	0.0041 (J)
3/19/2020	<0.005	<0.005	0.0037 (J)	0.0035 (J)		<0.005	<0.005
3/20/2020					<0.005		
9/10/2020	0.0048 (J)	<0.005					<0.005
9/11/2020			0.0098	0.0038 (J)	<0.005	<0.005	
4/2/2021	<0.005	<0.005	0.0058				
4/5/2021				0.0049 (J)	<0.005	<0.005	
4/6/2021							<0.005

Time Series

Constituent: Zinc, Total (mg/L) Analysis Run 10/16/2023 11:16 AM

Plant Scherer Client: Southern Company Data: Scherer PAC-CCR

	GWA-21 (bg)	GWA-22 (bg)	GWA-45 (bg)	GWA-46 (bg)	GWA-47 (bg)	GWA-48 (bg)	GWA-49 (bg)
8/12/2021	<0.005	<0.005	0.006	<0.005		<0.005	<0.005
8/13/2021					<0.005		
2/14/2022	<0.005		0.003 (J)	<0.005	<0.005	<0.005	<0.005
2/15/2022		0.003 (J)					
8/26/2022	<0.005	<0.005					
8/30/2022							<0.005
8/31/2022			0.0051	0.0032 (J)	<0.005	0.0039 (J)	
2/28/2023	<0.005	<0.005	0.0062 (J)	<0.005	<0.005	<0.005	
3/1/2023							<0.005

Time Series

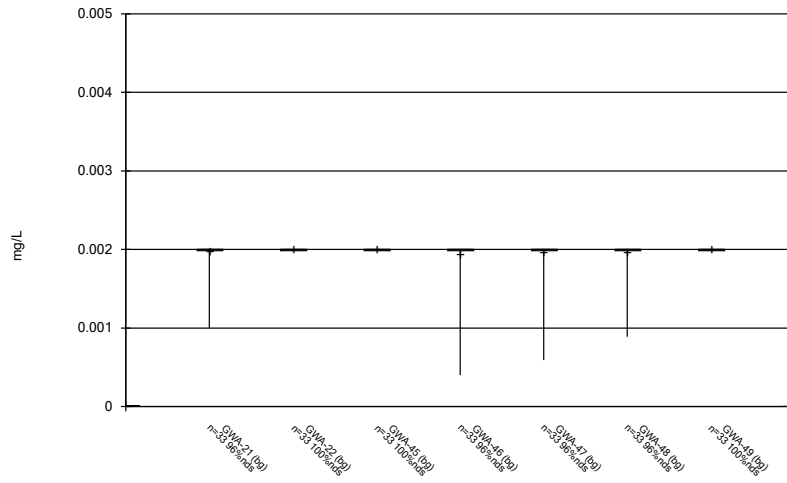
Constituent: Zinc, Total (mg/L) Analysis Run 10/16/2023 11:16 AM

Plant Scherer Client: Southern Company Data: Scherer PAC-CCR

	GWC-29	GWC-50	GWC-51	GWC-52	GWC-53
12/20/2010					0.0095 (J)
12/21/2010				<0.005	
12/22/2010	<0.005	<0.005	<0.005		
2/14/2011					0.0092 (J)
2/15/2011	<0.005	<0.005	<0.005	<0.005	
3/21/2011				<0.005	0.011 (J)
3/22/2011	<0.005	<0.005	<0.005		
4/27/2011	<0.005	<0.005	<0.005		0.0096 (J)
4/28/2011				<0.005	
10/26/2011	<0.005	<0.005	<0.005	<0.005	0.011 (J)
5/1/2012				<0.005	0.012 (J)
5/2/2012	<0.005	<0.005	<0.005		
11/8/2012	<0.005	<0.005	<0.005		
11/9/2012				<0.005	0.014 (J)
5/8/2013	<0.005	<0.005	<0.005	<0.005	0.016 (J)
11/4/2013	<0.005	<0.005	<0.005	<0.005	0.014 (J)
5/24/2014	<0.005	<0.005	<0.005	<0.005	0.013 (J)
11/7/2014	<0.005		<0.005	<0.005	0.014 (J)
11/8/2014		<0.005			
5/20/2015					0.015 (J)
5/22/2015	<0.005	<0.005	<0.005	<0.005	
11/13/2015	<0.005	<0.005	<0.005	<0.005	0.015 (J)
4/11/2016	<0.005	<0.005	0.00333 (J)	<0.005	
10/11/2016	<0.005	<0.005			
10/13/2016			<0.005	<0.005	0.015 (J)
4/7/2017		<0.005			
4/10/2017	<0.005		<0.005		
4/11/2017				0.0065 (J)	0.015 (J)
10/10/2017	<0.005	<0.005			
10/11/2017			<0.005	<0.005	0.019 (J)
3/23/2018		<0.005			
3/26/2018	<0.005		<0.005	<0.005	0.016 (J)
10/4/2018	<0.005	0.0076	<0.005	<0.005	0.017 (J)
3/27/2019			<0.005		
3/28/2019	<0.005	<0.005		<0.005	0.013 (J)
9/12/2019	0.0058	0.0057	0.0042 (J)	0.0073	0.02
3/19/2020	<0.005	0.0037 (J)	<0.005	<0.005	0.014
9/10/2020	<0.005	<0.005			
9/11/2020			<0.005	<0.005	0.014
4/5/2021			<0.005	<0.005	
4/6/2021	<0.005	<0.005			0.014
8/13/2021	<0.005	0.0053	<0.005		0.017
8/17/2021				<0.005	
2/14/2022	<0.005	<0.005		<0.005	0.014
2/15/2022			<0.005		
8/31/2022	<0.005	<0.005	<0.005	<0.005	0.015
2/28/2023			<0.005		0.014 (J)
3/1/2023	<0.005	0.016		<0.005	
5/2/2023		<0.005 (R)			

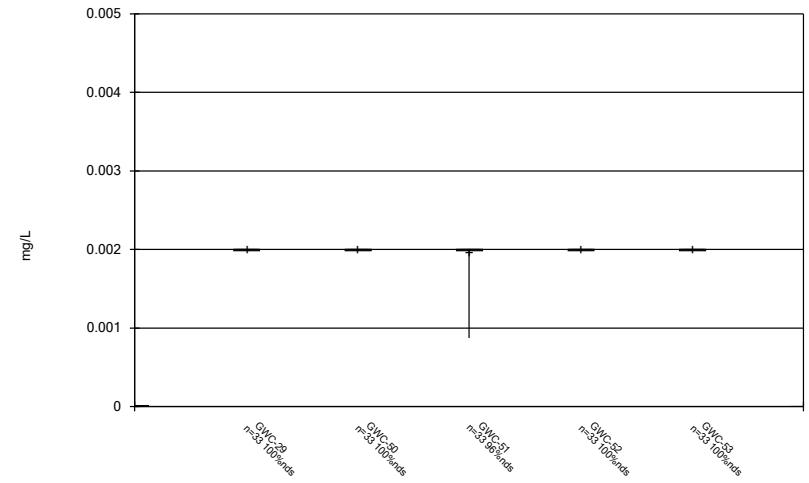
FIGURE B.

Box & Whiskers Plot



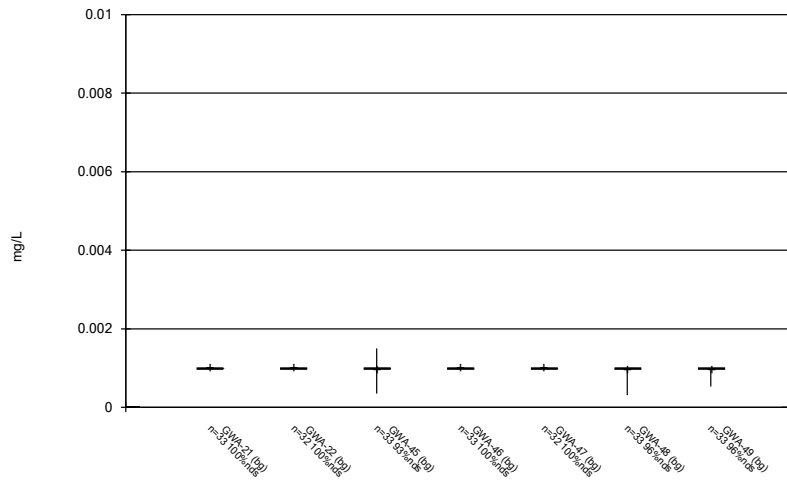
Constituent: Antimony, Total Analysis Run 10/16/2023 11:17 AM
Plant Scherer Client: Southern Company Data: Scherer PAC-CCR

Box & Whiskers Plot



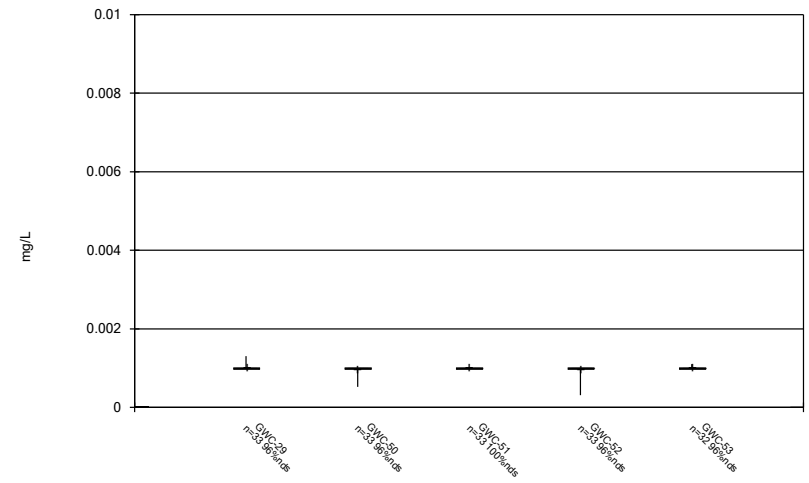
Constituent: Antimony, Total Analysis Run 10/16/2023 11:17 AM
Plant Scherer Client: Southern Company Data: Scherer PAC-CCR

Box & Whiskers Plot



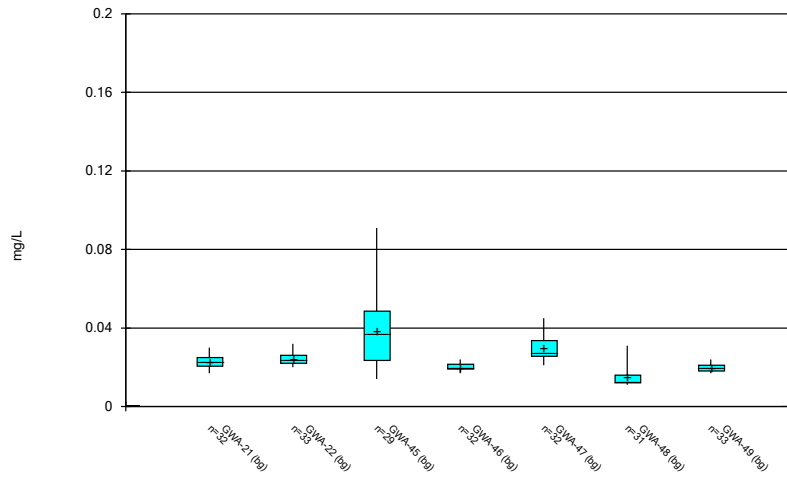
Constituent: Arsenic, Total Analysis Run 10/16/2023 11:17 AM
Plant Scherer Client: Southern Company Data: Scherer PAC-CCR

Box & Whiskers Plot



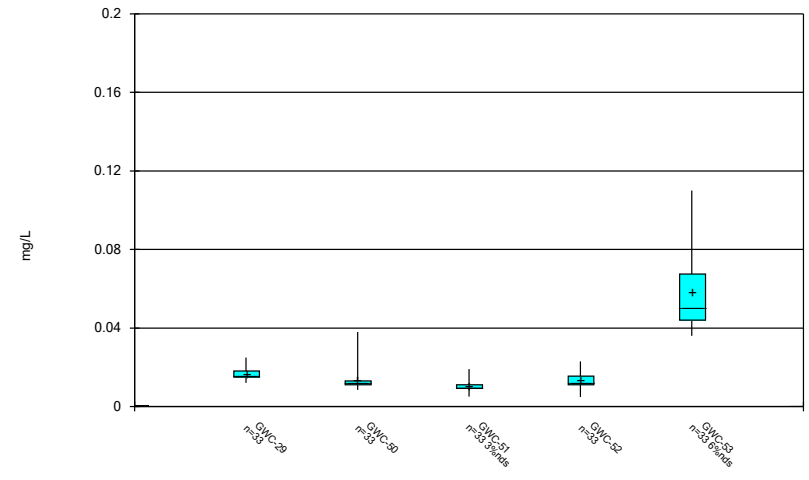
Constituent: Arsenic, Total Analysis Run 10/16/2023 11:17 AM
Plant Scherer Client: Southern Company Data: Scherer PAC-CCR

Box & Whiskers Plot



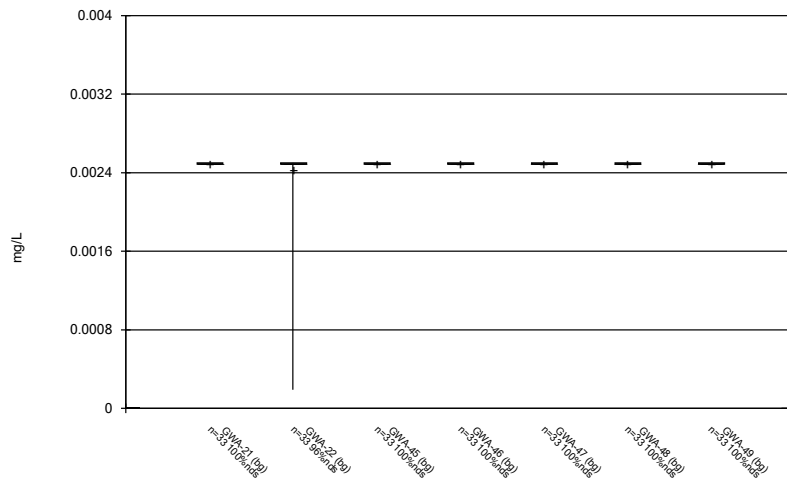
Constituent: Barium, Total Analysis Run 10/16/2023 11:17 AM
Plant Scherer Client: Southern Company Data: Scherer PAC-CCR

Box & Whiskers Plot



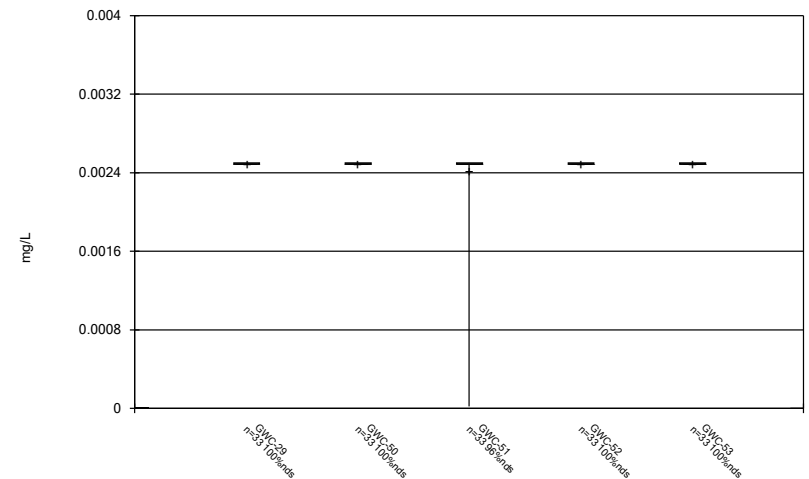
Constituent: Barium, Total Analysis Run 10/16/2023 11:17 AM
Plant Scherer Client: Southern Company Data: Scherer PAC-CCR

Box & Whiskers Plot



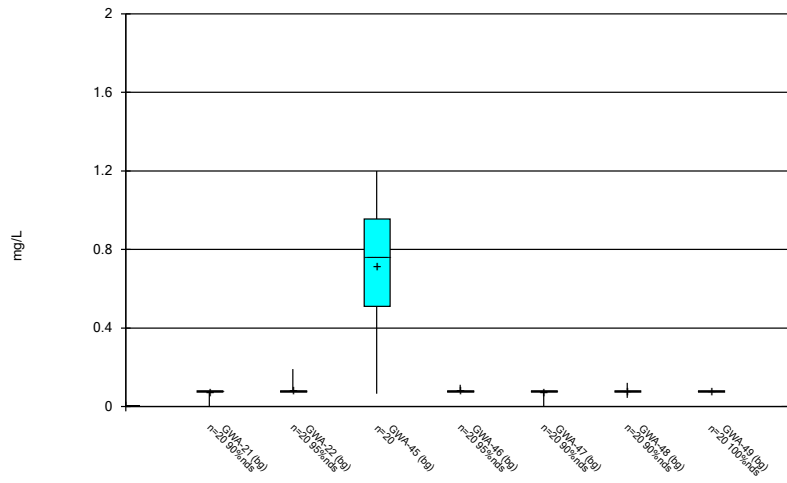
Constituent: Beryllium, Total Analysis Run 10/16/2023 11:17 AM
Plant Scherer Client: Southern Company Data: Scherer PAC-CCR

Box & Whiskers Plot



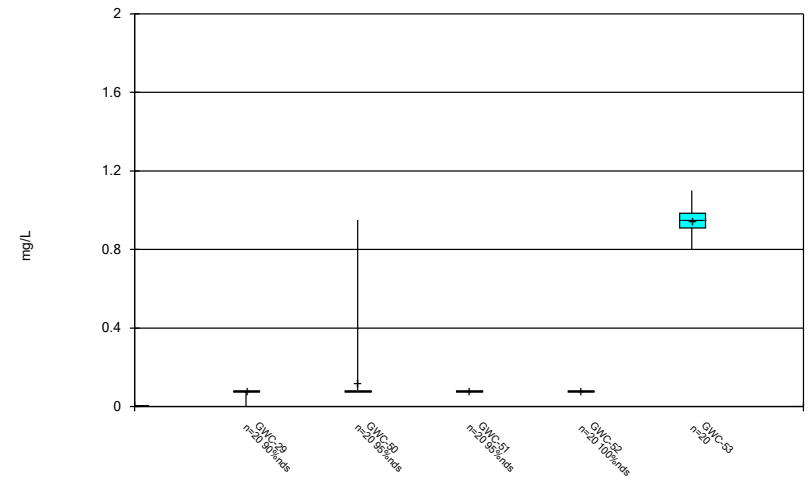
Constituent: Beryllium, Total Analysis Run 10/16/2023 11:17 AM
Plant Scherer Client: Southern Company Data: Scherer PAC-CCR

Box & Whiskers Plot



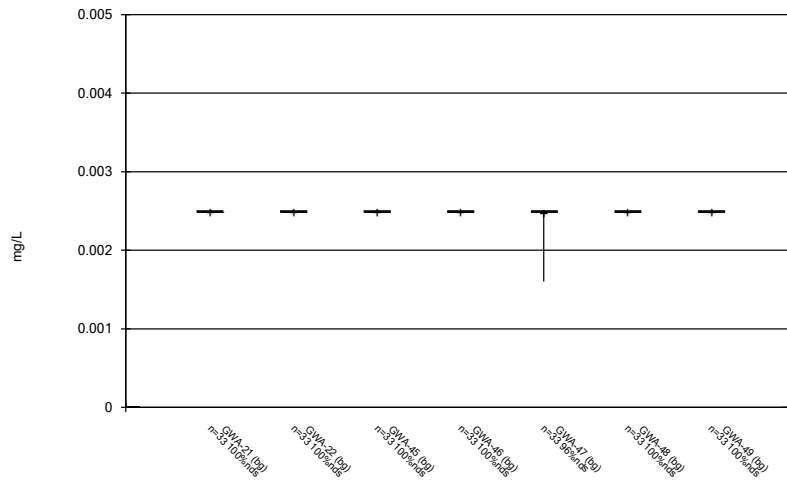
Constituent: Boron Analysis Run 10/16/2023 11:17 AM
Plant Scherer Client: Southern Company Data: Scherer PAC-CCR

Box & Whiskers Plot



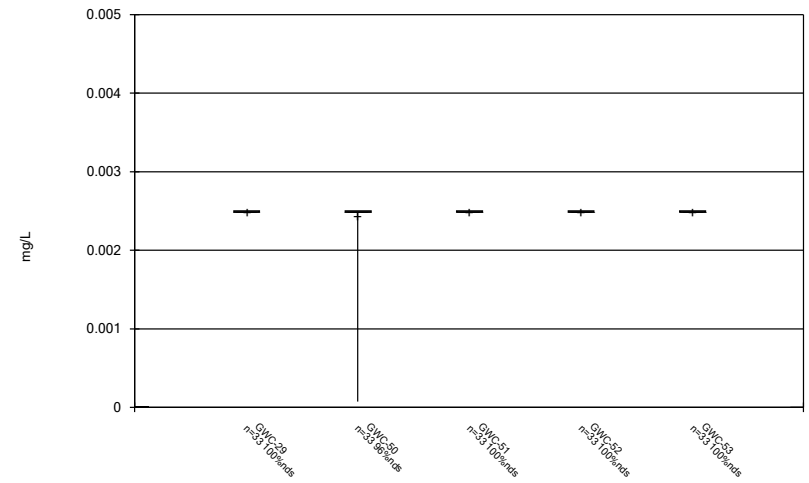
Constituent: Boron Analysis Run 10/16/2023 11:17 AM
Plant Scherer Client: Southern Company Data: Scherer PAC-CCR

Box & Whiskers Plot



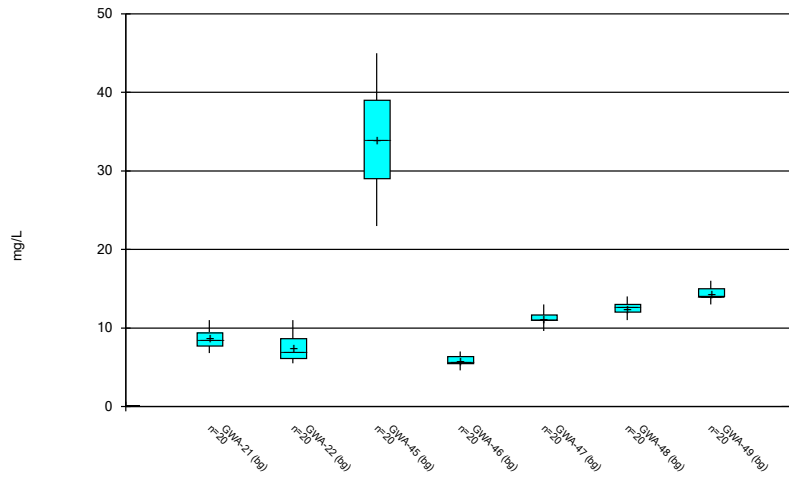
Constituent: Cadmium, Total Analysis Run 10/16/2023 11:17 AM
Plant Scherer Client: Southern Company Data: Scherer PAC-CCR

Box & Whiskers Plot



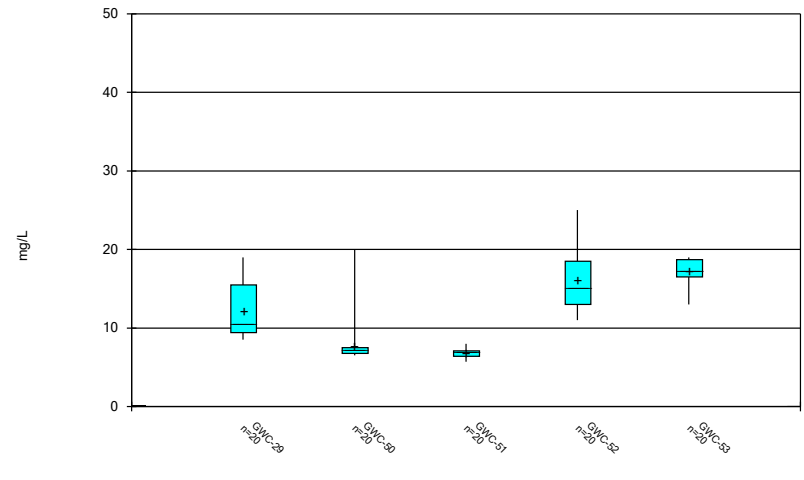
Constituent: Cadmium, Total Analysis Run 10/16/2023 11:17 AM
Plant Scherer Client: Southern Company Data: Scherer PAC-CCR

Box & Whiskers Plot



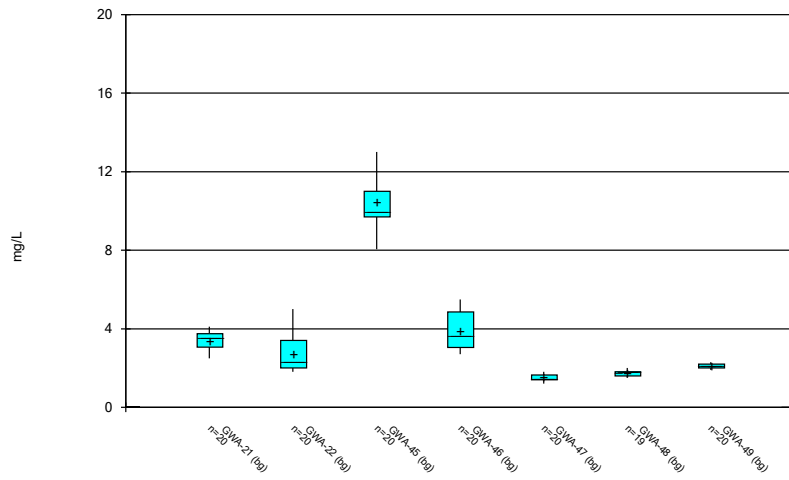
Constituent: Calcium Analysis Run 10/16/2023 11:17 AM
Plant Scherer Client: Southern Company Data: Scherer PAC-CCR

Box & Whiskers Plot



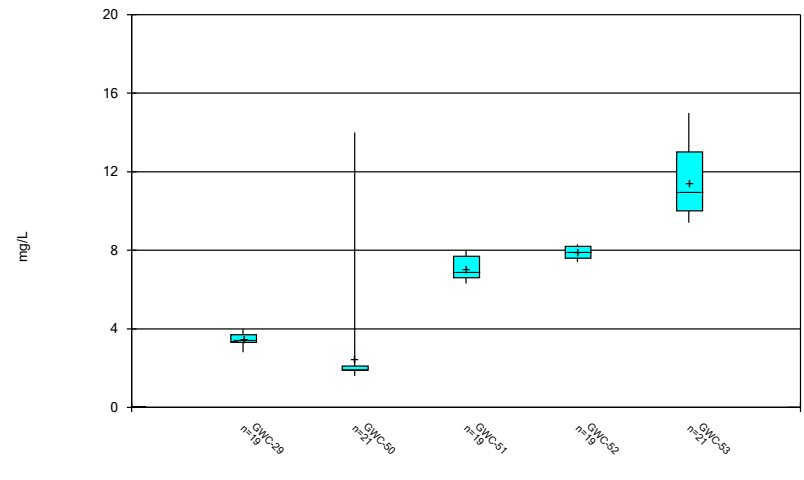
Constituent: Calcium Analysis Run 10/16/2023 11:17 AM
Plant Scherer Client: Southern Company Data: Scherer PAC-CCR

Box & Whiskers Plot



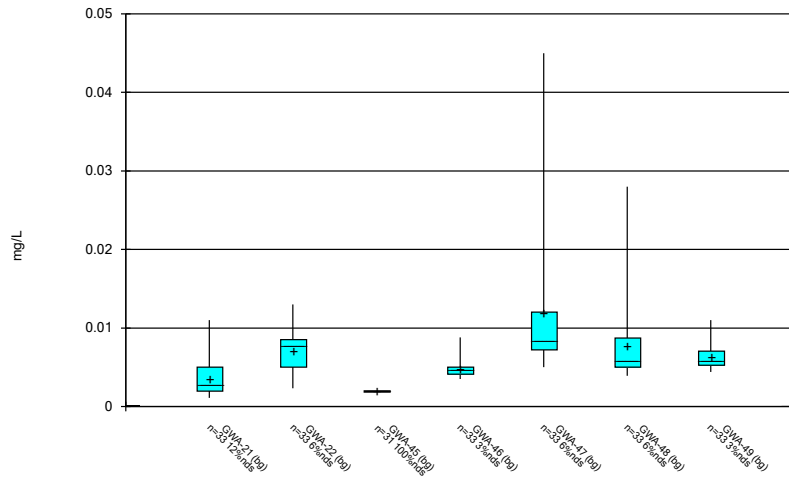
Constituent: Chloride Analysis Run 10/16/2023 11:17 AM
Plant Scherer Client: Southern Company Data: Scherer PAC-CCR

Box & Whiskers Plot



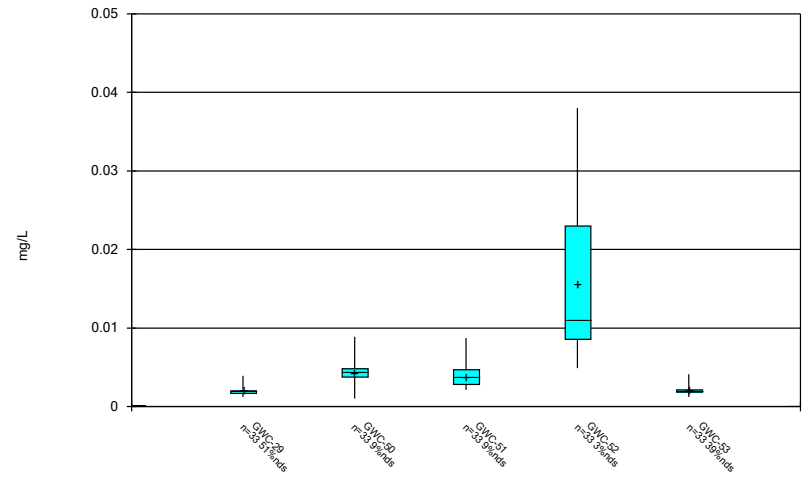
Constituent: Chloride Analysis Run 10/16/2023 11:17 AM
Plant Scherer Client: Southern Company Data: Scherer PAC-CCR

Box & Whiskers Plot



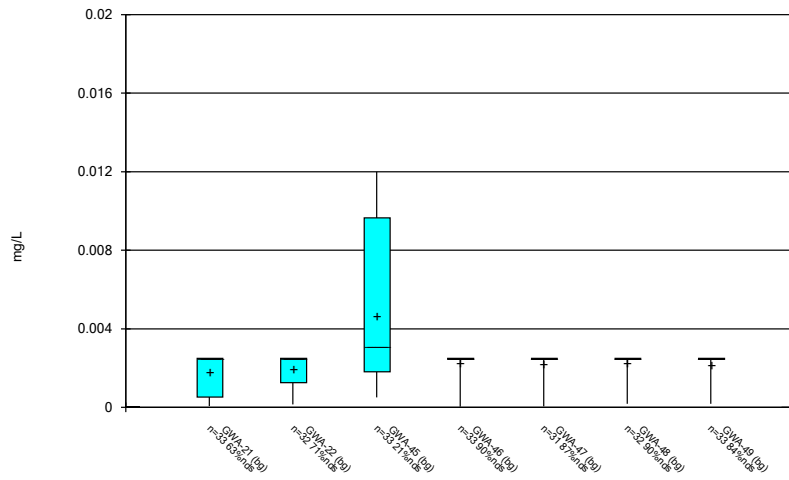
Constituent: Chromium, Total Analysis Run 10/16/2023 11:17 AM
 Plant Scherer Client: Southern Company Data: Scherer PAC-CCR

Box & Whiskers Plot



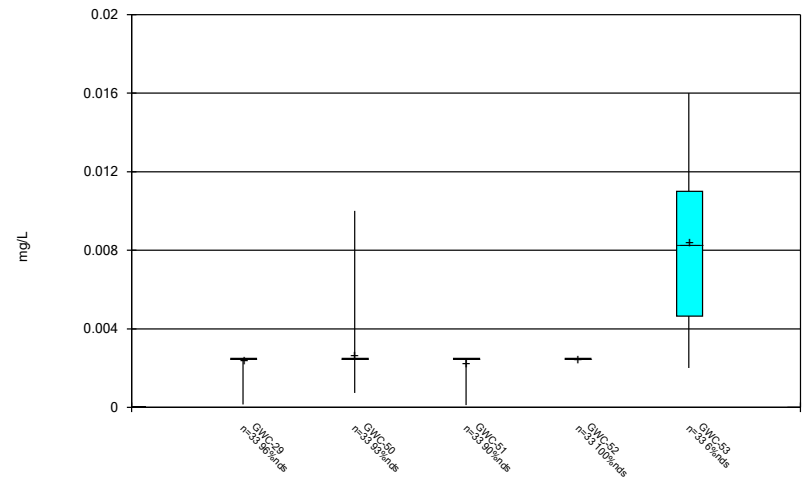
Constituent: Chromium, Total Analysis Run 10/16/2023 11:17 AM
 Plant Scherer Client: Southern Company Data: Scherer PAC-CCR

Box & Whiskers Plot



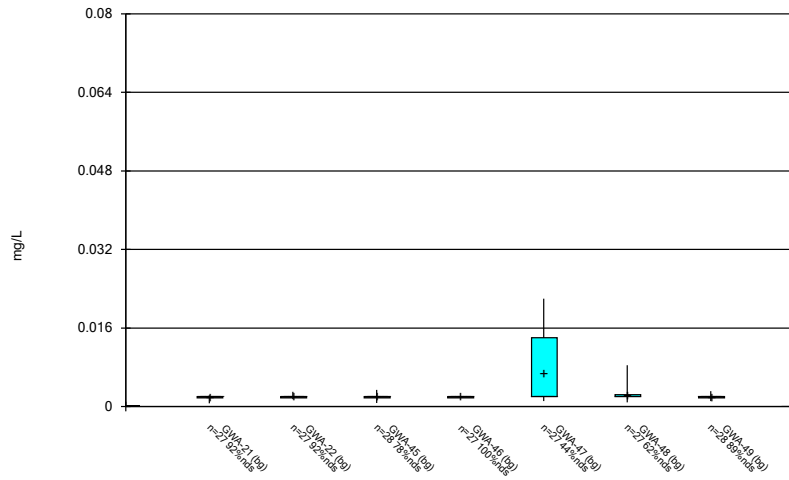
Constituent: Cobalt, Total Analysis Run 10/16/2023 11:17 AM
 Plant Scherer Client: Southern Company Data: Scherer PAC-CCR

Box & Whiskers Plot



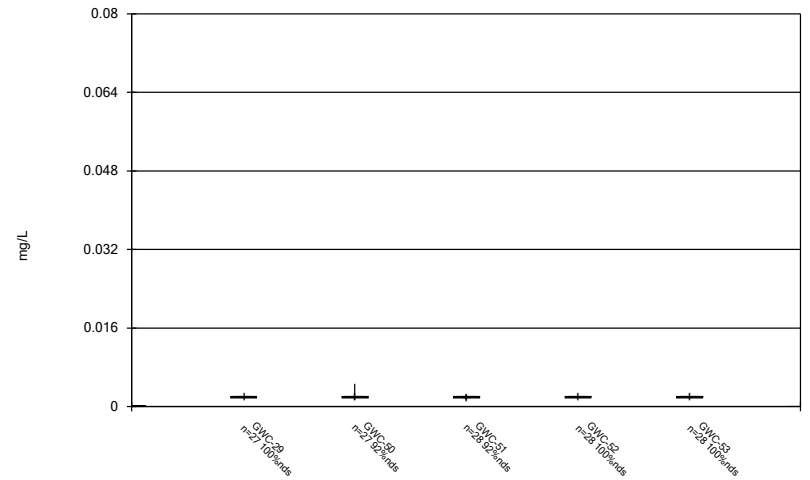
Constituent: Cobalt, Total Analysis Run 10/16/2023 11:17 AM
 Plant Scherer Client: Southern Company Data: Scherer PAC-CCR

Box & Whiskers Plot



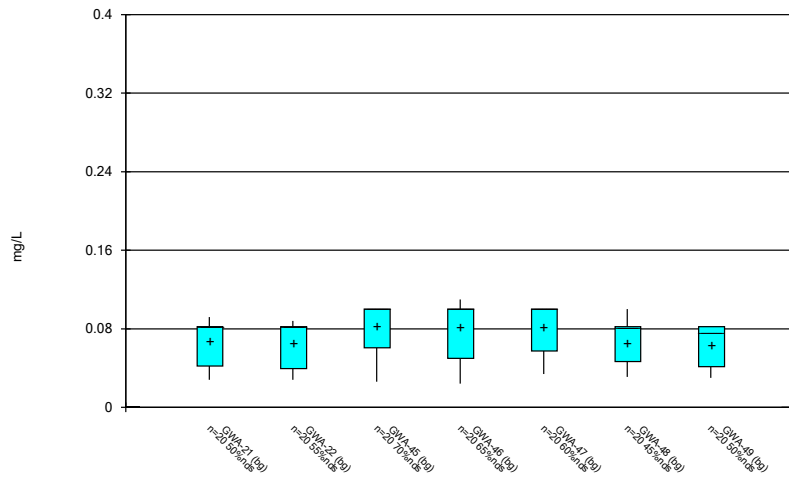
Constituent: Copper, Total Analysis Run 10/16/2023 11:17 AM
Plant Scherer Client: Southern Company Data: Scherer PAC-CCR

Box & Whiskers Plot



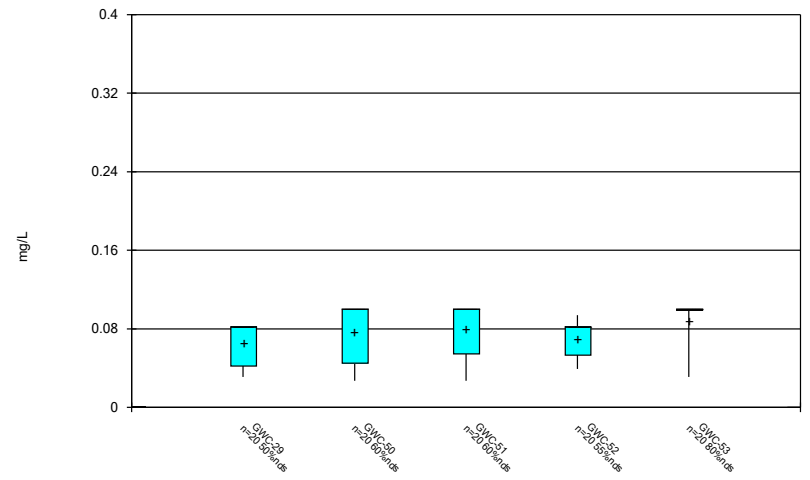
Constituent: Copper, Total Analysis Run 10/16/2023 11:17 AM
Plant Scherer Client: Southern Company Data: Scherer PAC-CCR

Box & Whiskers Plot



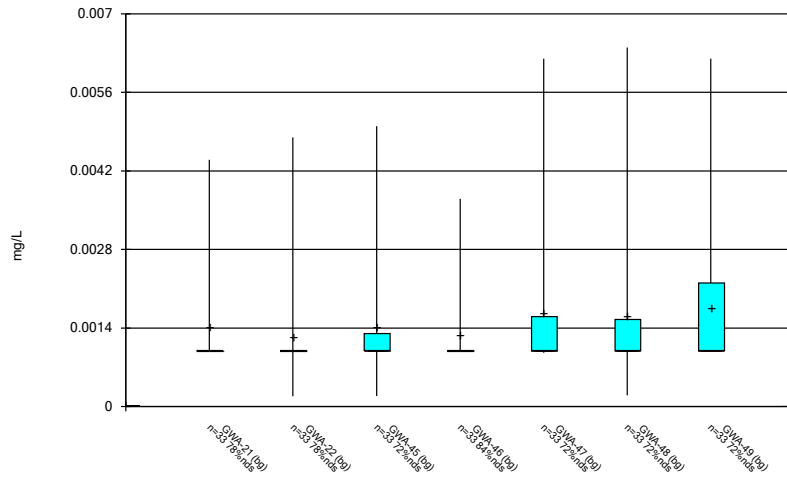
Constituent: Fluoride Analysis Run 10/16/2023 11:17 AM
Plant Scherer Client: Southern Company Data: Scherer PAC-CCR

Box & Whiskers Plot



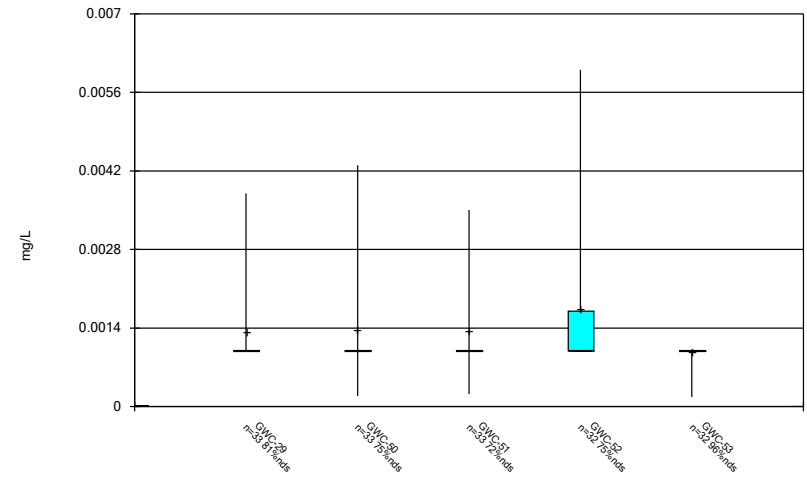
Constituent: Fluoride Analysis Run 10/16/2023 11:17 AM
Plant Scherer Client: Southern Company Data: Scherer PAC-CCR

Box & Whiskers Plot



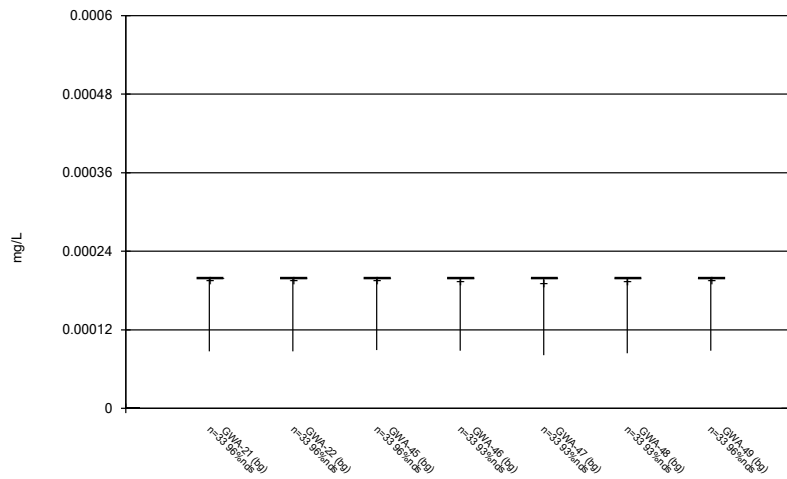
Constituent: Lead, Total Analysis Run 10/16/2023 11:17 AM
Plant Scherer Client: Southern Company Data: Scherer PAC-CCR

Box & Whiskers Plot



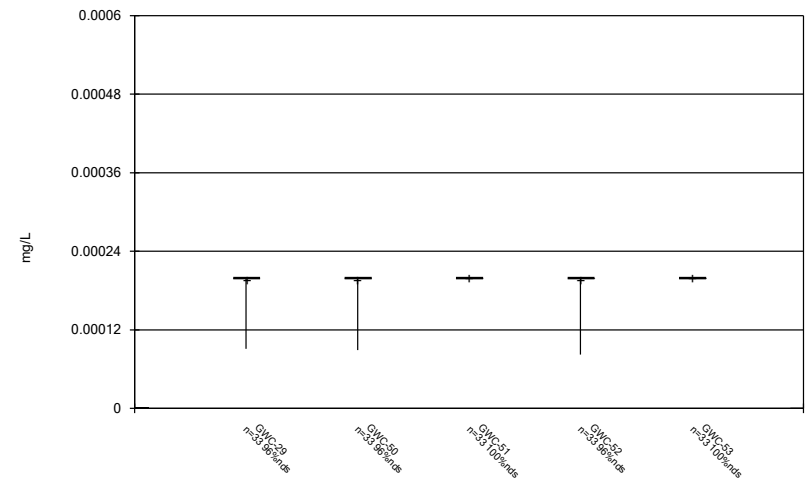
Constituent: Lead, Total Analysis Run 10/16/2023 11:17 AM
Plant Scherer Client: Southern Company Data: Scherer PAC-CCR

Box & Whiskers Plot



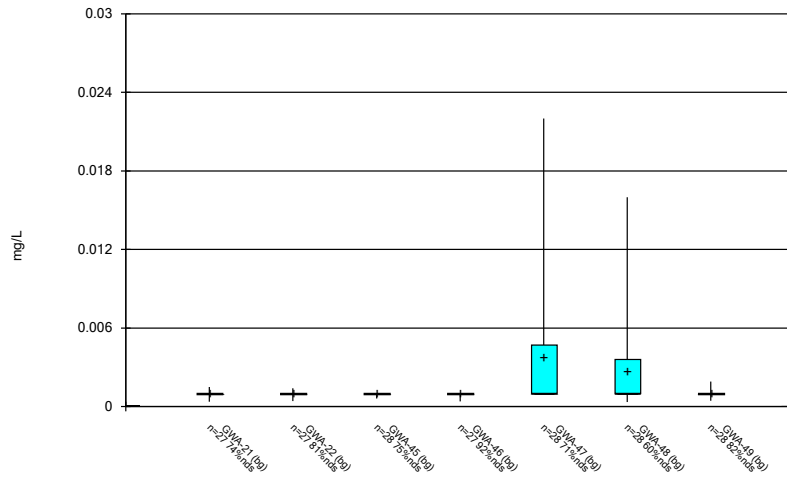
Constituent: Mercury, Total Analysis Run 10/16/2023 11:17 AM
Plant Scherer Client: Southern Company Data: Scherer PAC-CCR

Box & Whiskers Plot



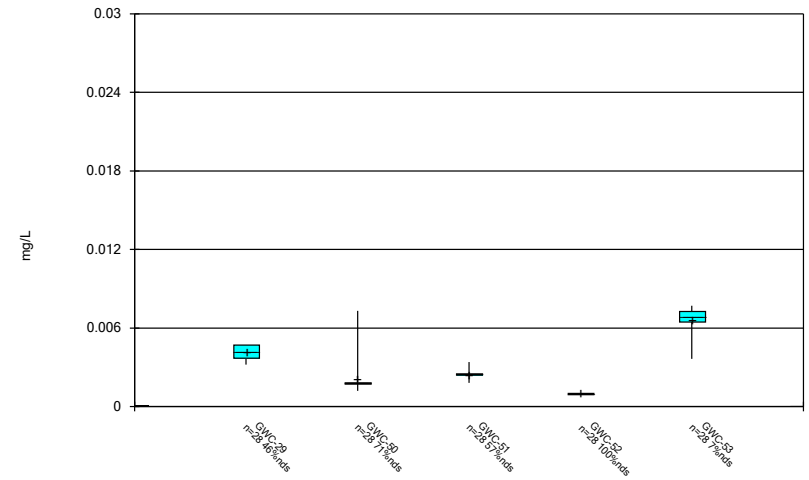
Constituent: Mercury, Total Analysis Run 10/16/2023 11:17 AM
Plant Scherer Client: Southern Company Data: Scherer PAC-CCR

Box & Whiskers Plot



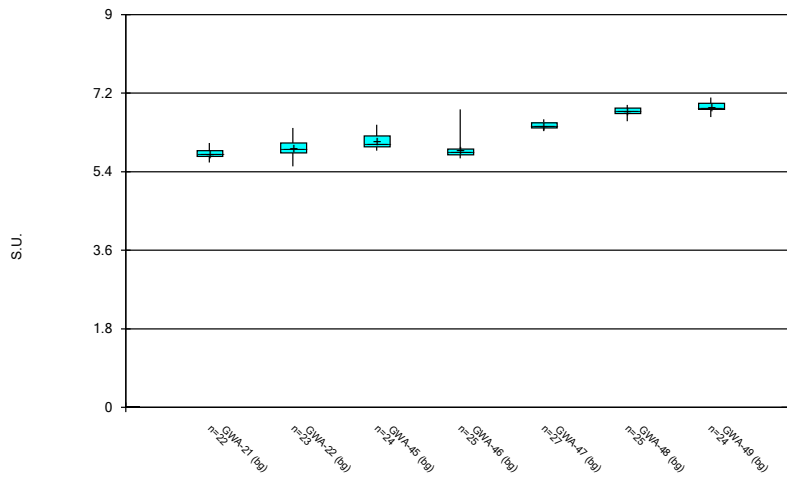
Constituent: Nickel, Total Analysis Run 10/16/2023 11:17 AM
Plant Scherer Client: Southern Company Data: Scherer PAC-CCR

Box & Whiskers Plot



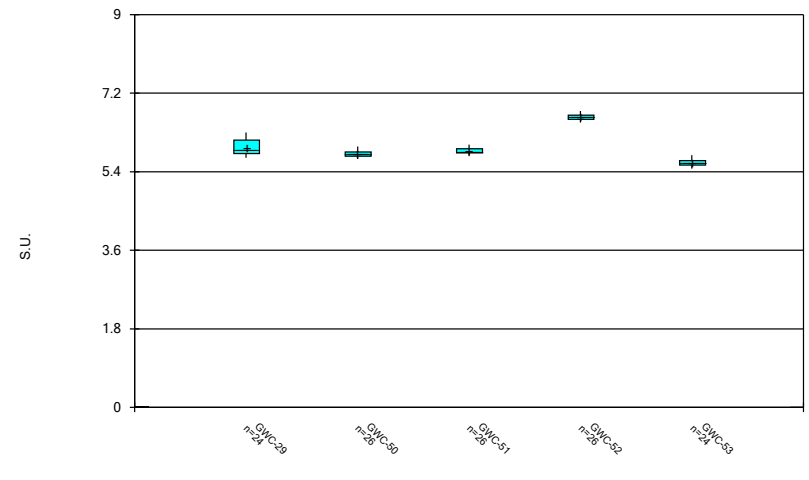
Constituent: Nickel, Total Analysis Run 10/16/2023 11:17 AM
Plant Scherer Client: Southern Company Data: Scherer PAC-CCR

Box & Whiskers Plot



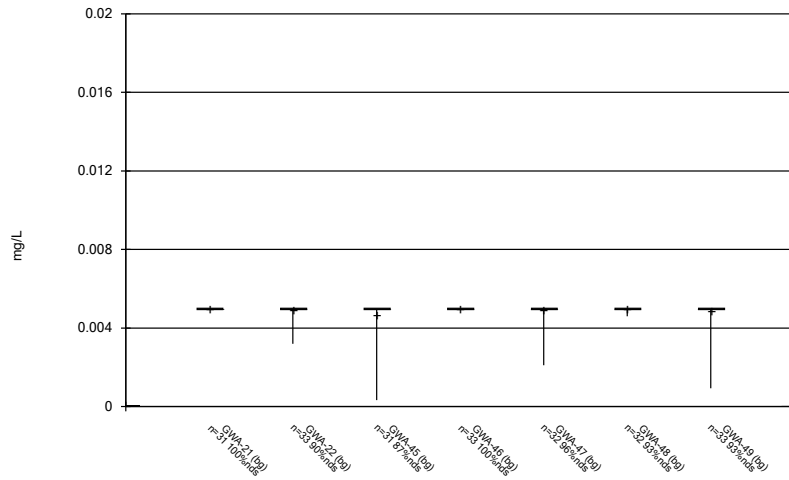
Constituent: pH Analysis Run 10/16/2023 11:17 AM
Plant Scherer Client: Southern Company Data: Scherer PAC-CCR

Box & Whiskers Plot



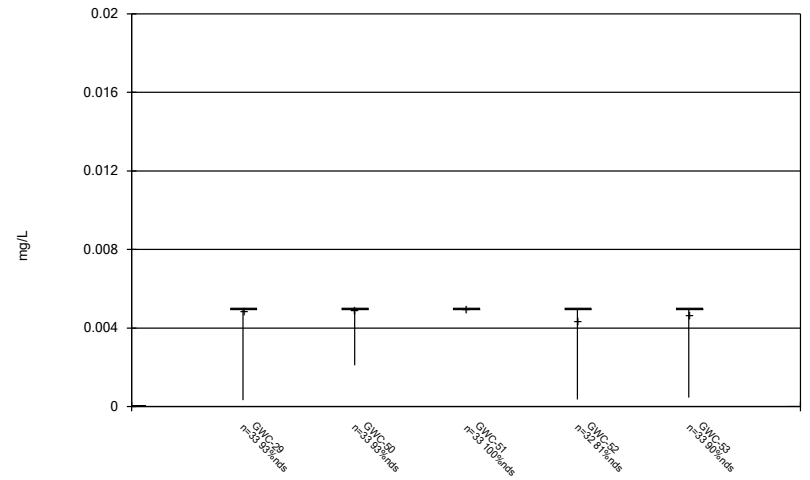
Constituent: pH Analysis Run 10/16/2023 11:17 AM
Plant Scherer Client: Southern Company Data: Scherer PAC-CCR

Box & Whiskers Plot



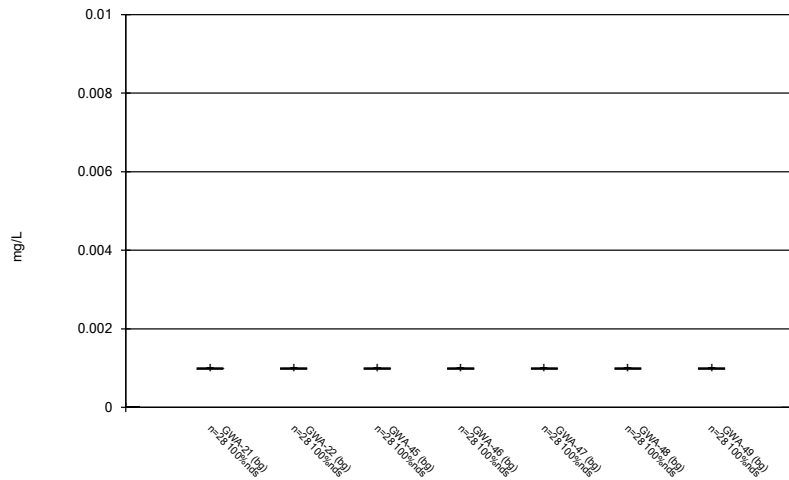
Constituent: Selenium, Total Analysis Run 10/16/2023 11:17 AM
 Plant Scherer Client: Southern Company Data: Scherer PAC-CCR

Box & Whiskers Plot



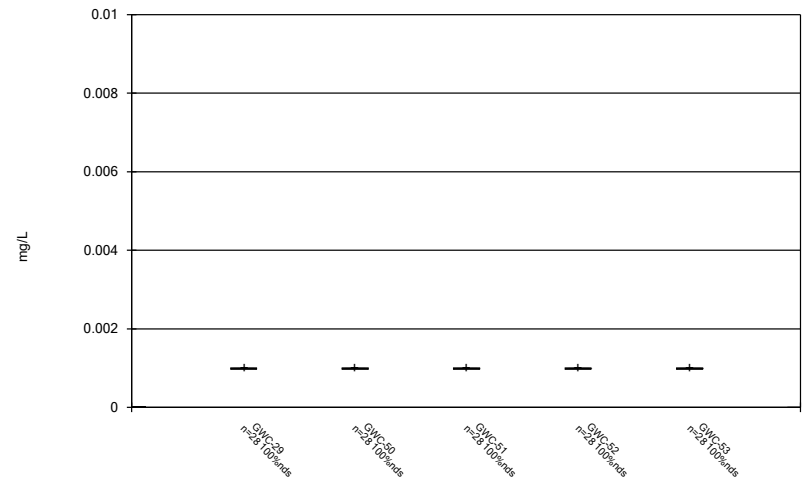
Constituent: Selenium, Total Analysis Run 10/16/2023 11:17 AM
 Plant Scherer Client: Southern Company Data: Scherer PAC-CCR

Box & Whiskers Plot



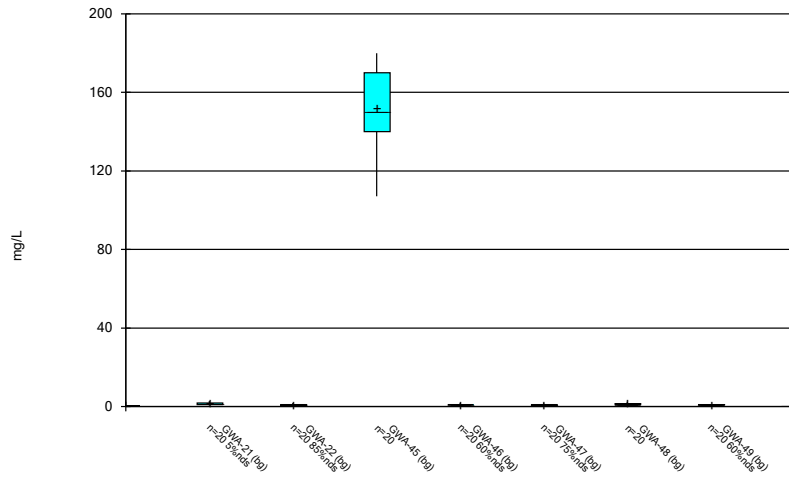
Constituent: Silver, Total Analysis Run 10/16/2023 11:17 AM
 Plant Scherer Client: Southern Company Data: Scherer PAC-CCR

Box & Whiskers Plot



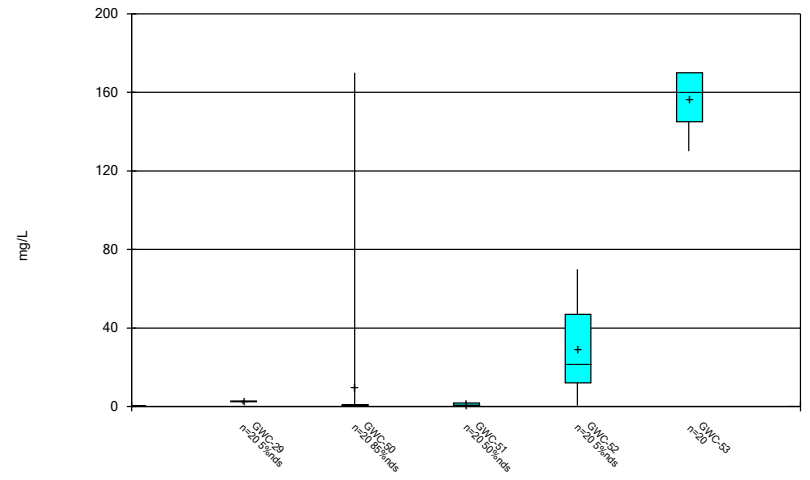
Constituent: Silver, Total Analysis Run 10/16/2023 11:17 AM
 Plant Scherer Client: Southern Company Data: Scherer PAC-CCR

Box & Whiskers Plot



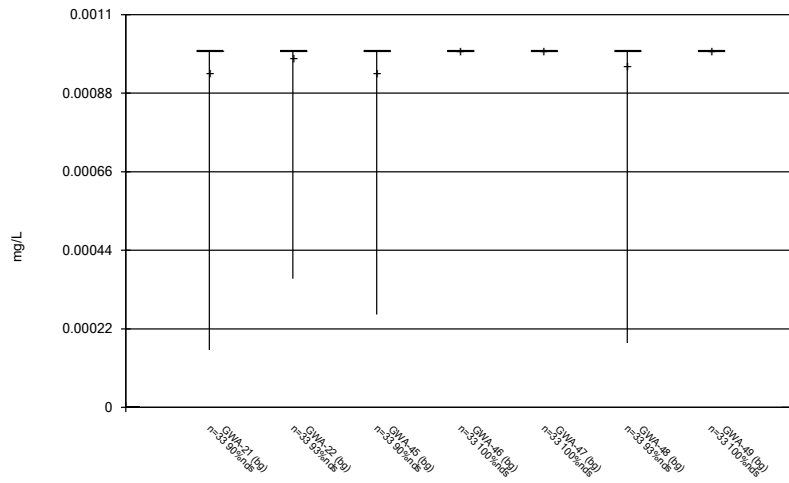
Constituent: Sulfate Analysis Run 10/16/2023 11:17 AM
Plant Scherer Client: Southern Company Data: Scherer PAC-CCR

Box & Whiskers Plot



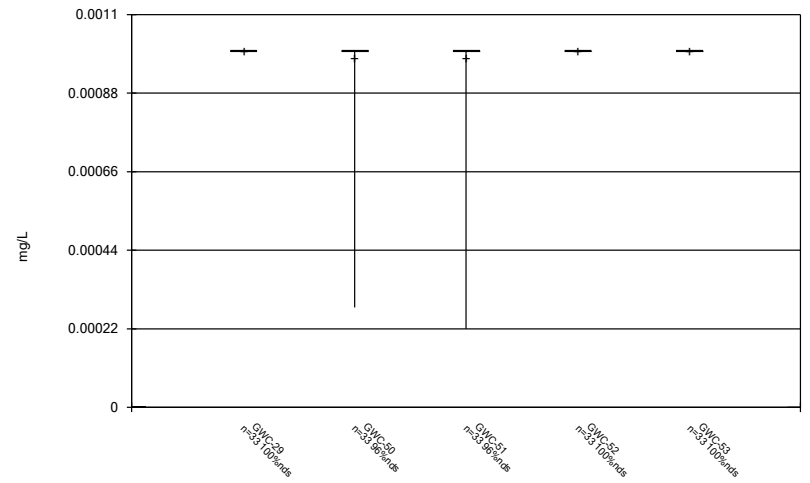
Constituent: Sulfate Analysis Run 10/16/2023 11:17 AM
Plant Scherer Client: Southern Company Data: Scherer PAC-CCR

Box & Whiskers Plot



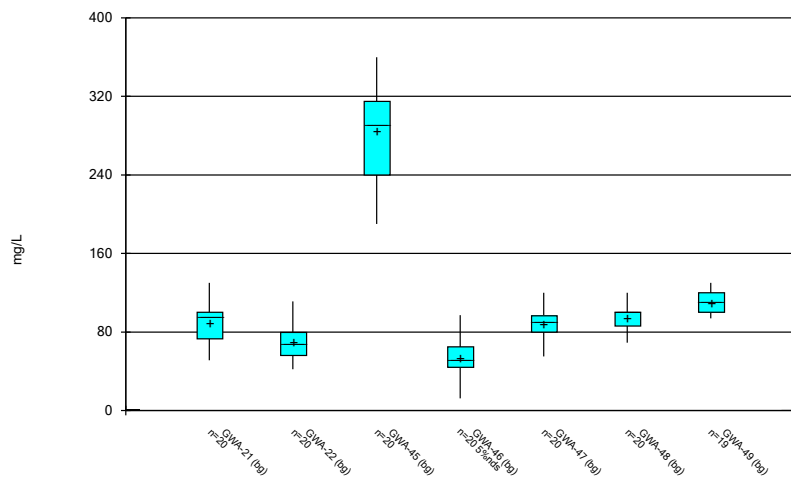
Constituent: Thallium, Total Analysis Run 10/16/2023 11:17 AM
Plant Scherer Client: Southern Company Data: Scherer PAC-CCR

Box & Whiskers Plot



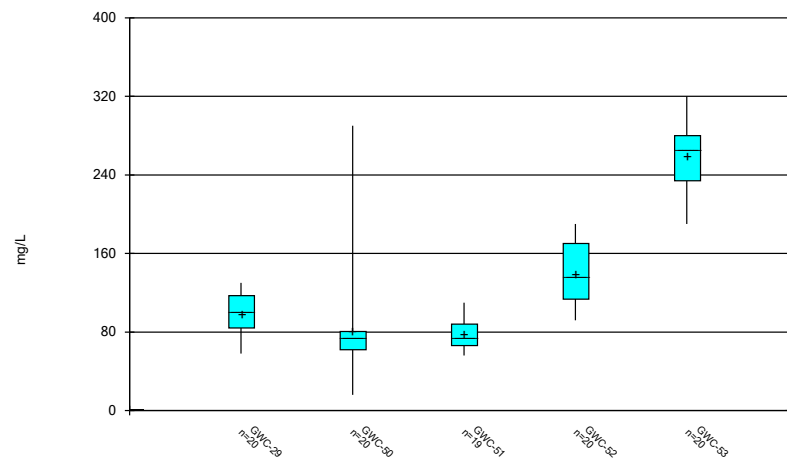
Constituent: Thallium, Total Analysis Run 10/16/2023 11:17 AM
Plant Scherer Client: Southern Company Data: Scherer PAC-CCR

Box & Whiskers Plot



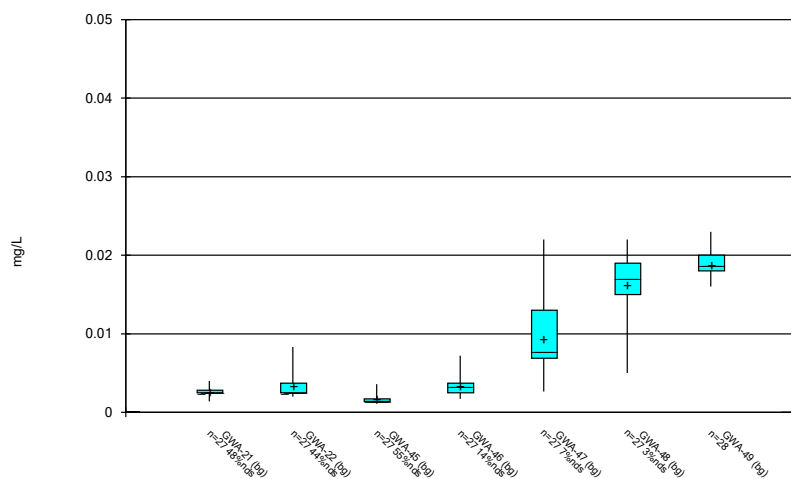
Constituent: Total Dissolved Solids Analysis Run 10/16/2023 11:17 AM
Plant Scherer Client: Southern Company Data: Scherer PAC-CCR

Box & Whiskers Plot



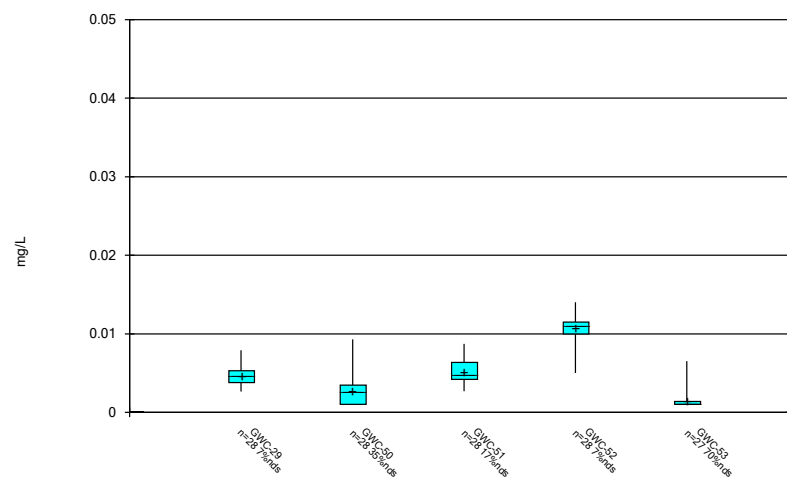
Constituent: Total Dissolved Solids Analysis Run 10/16/2023 11:17 AM
Plant Scherer Client: Southern Company Data: Scherer PAC-CCR

Box & Whiskers Plot



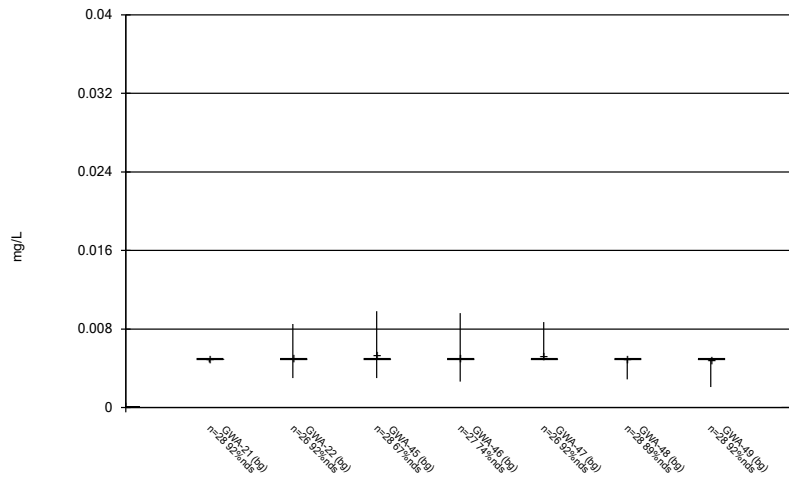
Constituent: Vanadium, Total Analysis Run 10/16/2023 11:17 AM
Plant Scherer Client: Southern Company Data: Scherer PAC-CCR

Box & Whiskers Plot



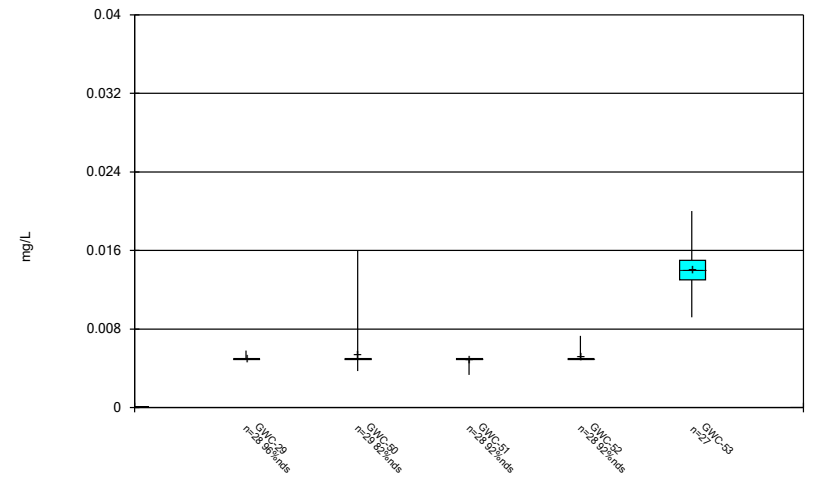
Constituent: Vanadium, Total Analysis Run 10/16/2023 11:17 AM
Plant Scherer Client: Southern Company Data: Scherer PAC-CCR

Box & Whiskers Plot



Constituent: Zinc, Total Analysis Run 10/16/2023 11:17 AM
Plant Scherer Client: Southern Company Data: Scherer PAC-CCR

Box & Whiskers Plot



Constituent: Zinc, Total Analysis Run 10/16/2023 11:17 AM
Plant Scherer Client: Southern Company Data: Scherer PAC-CCR

FIGURE C.

Outlier Summary

Plant Scherer Client: Southern Company Data: Scherer PAC-CCR Printed 9/29/2023, 4:26 PM

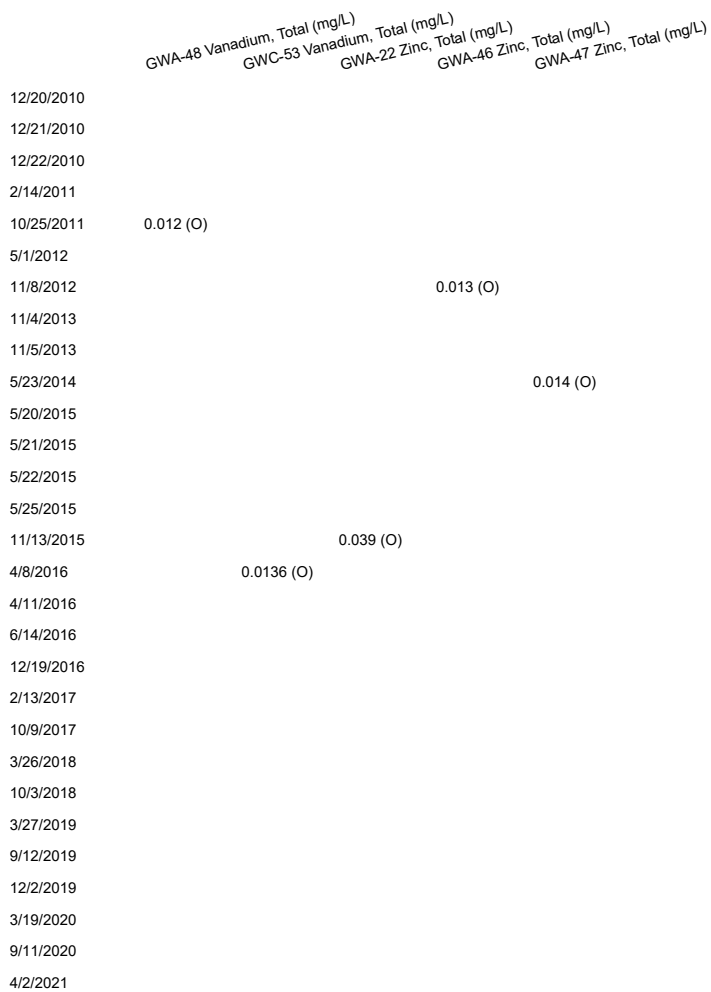


FIGURE D.

Appendix I Intrawell Prediction Limits - Significant Results

Plant Scherer Client: Southern Company Data: Scherer PAC-CCR Printed 9/29/2023, 4:39 PM

<u>Constituent</u>	<u>Well</u>	<u>Upper Lim.</u>	<u>Lower Lim.</u>	<u>Date</u>	<u>Observ.</u>	<u>Sig.</u>	<u>Bg N</u>	<u>Bg Mean</u>	<u>Std. Dev.</u>	<u>%NDs</u>	<u>ND Adj.</u>	<u>Transform</u>	<u>Alpha</u>	<u>Method</u>
Chromium, Total (mg/L)	GWC-52	0.01539	n/a	8/3/2023	0.035	Yes	24	0.00975	0.002526	4.167	None	No	0.0007022	Param Intra 1 of 2

Appendix I Intrawell Prediction Limits - All Results

Plant Scherer Client: Southern Company Data: Scherer PAC-CCR Printed 9/29/2023, 4:39 PM

Constituent	Well	Upper Lim.	Lower Lim.	Date	Observ.	Sig.	Bg N	Bg Mean	Std. Dev.	%NDs	ND Adj.	Transform	Alpha	Method
Antimony, Total (mg/L)	GWA-21	0.002	n/a	8/2/2023	0.002ND	No	32	n/a	n/a	96.88	n/a	n/a	0.001803	NP Intra (NDs) 1 of 2
Antimony, Total (mg/L)	GWA-46	0.002	n/a	8/3/2023	0.002ND	No	32	n/a	n/a	96.88	n/a	n/a	0.001803	NP Intra (NDs) 1 of 2
Antimony, Total (mg/L)	GWA-47	0.002	n/a	8/3/2023	0.002ND	No	32	n/a	n/a	96.88	n/a	n/a	0.001803	NP Intra (NDs) 1 of 2
Antimony, Total (mg/L)	GWA-48	0.002	n/a	8/3/2023	0.002ND	No	32	n/a	n/a	96.88	n/a	n/a	0.001803	NP Intra (NDs) 1 of 2
Antimony, Total (mg/L)	GWC-51	0.002	n/a	8/3/2023	0.002ND	No	32	n/a	n/a	96.88	n/a	n/a	0.001803	NP Intra (NDs) 1 of 2
Arsenic, Total (mg/L)	GWA-45	0.0015	n/a	8/3/2023	0.001ND	No	32	n/a	n/a	96.88	n/a	n/a	0.001803	NP Intra (NDs) 1 of 2
Arsenic, Total (mg/L)	GWA-48	0.001	n/a	8/3/2023	0.001ND	No	32	n/a	n/a	96.88	n/a	n/a	0.001803	NP Intra (NDs) 1 of 2
Arsenic, Total (mg/L)	GWA-49	0.001	n/a	8/3/2023	0.001ND	No	32	n/a	n/a	96.88	n/a	n/a	0.001803	NP Intra (NDs) 1 of 2
Arsenic, Total (mg/L)	GWC-29	0.0013	n/a	8/3/2023	0.001ND	No	32	n/a	n/a	96.88	n/a	n/a	0.001803	NP Intra (NDs) 1 of 2
Arsenic, Total (mg/L)	GWC-50	0.001	n/a	8/3/2023	0.001ND	No	32	n/a	n/a	96.88	n/a	n/a	0.001803	NP Intra (NDs) 1 of 2
Arsenic, Total (mg/L)	GWC-52	0.001	n/a	8/3/2023	0.001ND	No	32	n/a	n/a	100	n/a	n/a	0.001803	NP Intra (NDs) 1 of 2
Arsenic, Total (mg/L)	GWC-53	0.0011	n/a	8/3/2023	0.001ND	No	31	n/a	n/a	96.77	n/a	n/a	0.001905	NP Intra (NDs) 1 of 2
Barium, Total (mg/L)	GWA-21	0.02915	n/a	8/2/2023	0.018	No	31	0.02277	0.002962	0	None	No	0.0007022	Param Intra 1 of 2
Barium, Total (mg/L)	GWA-22	0.03067	n/a	8/3/2023	0.018	No	32	0.1561	0.008861	0	None	sqrt(x)	0.0007022	Param Intra 1 of 2
Barium, Total (mg/L)	GWA-45	0.07808	n/a	8/3/2023	0.055	No	28	0.03791	0.01841	0	None	No	0.0007022	Param Intra 1 of 2
Barium, Total (mg/L)	GWA-46	0.02387	n/a	8/3/2023	0.021	No	31	0.01989	0.001845	0	None	No	0.0007022	Param Intra 1 of 2
Barium, Total (mg/L)	GWA-47	0.0458	n/a	8/3/2023	0.027	No	31	-3.544	0.2137	0	None	ln(x)	0.0007022	Param Intra 1 of 2
Barium, Total (mg/L)	GWA-48	0.031	n/a	8/3/2023	0.013	No	30	n/a	n/a	0	n/a	n/a	0.002008	NP Intra (normality) 1 of 2
Barium, Total (mg/L)	GWA-49	0.02311	n/a	8/3/2023	0.02	No	32	0.01963	0.001622	0	None	No	0.0007022	Param Intra 1 of 2
Barium, Total (mg/L)	GWC-29	0.02203	n/a	8/3/2023	0.019	No	32	0.1287	0.009196	0	None	sqrt(x)	0.0007022	Param Intra 1 of 2
Barium, Total (mg/L)	GWC-50	0.029	n/a	8/3/2023	0.013	No	32	n/a	n/a	0	n/a	n/a	0.001803	NP Intra (normality) 1 of 2
Barium, Total (mg/L)	GWC-51	0.019	n/a	8/3/2023	0.011	No	32	n/a	n/a	3.125	n/a	n/a	0.001803	NP Intra (normality) 1 of 2
Barium, Total (mg/L)	GWC-52	0.02119	n/a	8/3/2023	0.021	No	32	0.01286	0.003883	0	None	No	0.0007022	Param Intra 1 of 2
Barium, Total (mg/L)	GWC-53	0.05436	n/a	8/3/2023	0.033	No	10	0.0428	0.004077	0	None	No	0.0007022	Param Intra 1 of 2
Beryllium, Total (mg/L)	GWA-22	0.0025	n/a	8/3/2023	0.0025ND	No	32	n/a	n/a	96.88	n/a	n/a	0.001803	NP Intra (NDs) 1 of 2
Beryllium, Total (mg/L)	GWC-51	0.0025	n/a	8/3/2023	0.0025ND	No	32	n/a	n/a	96.88	n/a	n/a	0.001803	NP Intra (NDs) 1 of 2
Cadmium, Total (mg/L)	GWA-47	0.0025	n/a	8/3/2023	0.0025ND	No	32	n/a	n/a	96.88	n/a	n/a	0.001803	NP Intra (NDs) 1 of 2
Cadmium, Total (mg/L)	GWC-50	0.0025	n/a	8/3/2023	0.0025ND	No	32	n/a	n/a	96.88	n/a	n/a	0.001803	NP Intra (NDs) 1 of 2
Chromium, Total (mg/L)	GWA-21	0.008498	n/a	8/2/2023	0.0028	No	32	0.05731	0.01625	12.5	None	sqrt(x)	0.0007022	Param Intra 1 of 2
Chromium, Total (mg/L)	GWA-22	0.01239	n/a	8/3/2023	0.0089	No	32	0.007084	0.002472	6.25	None	No	0.0007022	Param Intra 1 of 2
Chromium, Total (mg/L)	GWA-45	0.002	n/a	8/3/2023	0.0012J	No	30	n/a	n/a	100	n/a	n/a	0.002008	NP Intra (NDs) 1 of 2
Chromium, Total (mg/L)	GWA-46	0.0088	n/a	8/3/2023	0.0053	No	32	n/a	n/a	3.125	n/a	n/a	0.001803	NP Intra (normality) 1 of 2
Chromium, Total (mg/L)	GWA-47	0.045	n/a	8/3/2023	0.0092	No	32	n/a	n/a	6.25	n/a	n/a	0.001803	NP Intra (normality) 1 of 2
Chromium, Total (mg/L)	GWA-48	0.028	n/a	8/3/2023	0.0056	No	32	n/a	n/a	6.25	n/a	n/a	0.001803	NP Intra (normality) 1 of 2
Chromium, Total (mg/L)	GWA-49	0.009493	n/a	8/3/2023	0.0065	No	32	0.0791	0.008539	3.125	None	sqrt(x)	0.0007022	Param Intra 1 of 2
Chromium, Total (mg/L)	GWC-29	0.0039	n/a	8/3/2023	0.002ND	No	32	n/a	n/a	50	n/a	n/a	0.001803	NP Intra (normality) 1 of 2
Chromium, Total (mg/L)	GWC-50	0.0089	n/a	8/3/2023	0.0042	No	32	n/a	n/a	6.25	n/a	n/a	0.001803	NP Intra (normality) 1 of 2
Chromium, Total (mg/L)	GWC-51	0.007106	n/a	8/3/2023	0.0063	No	32	0.06127	0.01073	9.375	None	sqrt(x)	0.0007022	Param Intra 1 of 2
Chromium, Total (mg/L)	GWC-52	0.01539	n/a	8/3/2023	0.035	Yes	24	0.00975	0.002526	4.167	None	No	0.0007022	Param Intra 1 of 2
Chromium, Total (mg/L)	GWC-53	0.0041	n/a	8/3/2023	0.002ND	No	32	n/a	n/a	40.63	n/a	n/a	0.001803	NP Intra (normality) 1 of 2
Cobalt, Total (mg/L)	GWA-21	0.0025	n/a	8/2/2023	0.0025ND	No	32	n/a	n/a	62.5	n/a	n/a	0.001803	NP Intra (NDs) 1 of 2
Cobalt, Total (mg/L)	GWA-22	0.0025	n/a	8/3/2023	0.0025ND	No	31	n/a	n/a	70.97	n/a	n/a	0.001905	NP Intra (NDs) 1 of 2
Cobalt, Total (mg/L)	GWA-45	0.009925	n/a	8/3/2023	0.0011J	No	32	0.1351	0.03718	21.88	Kaplan-Meier	x^(1/3)	0.0007022	Param Intra 1 of 2
Cobalt, Total (mg/L)	GWA-46	0.0025	n/a	8/3/2023	0.0025ND	No	32	n/a	n/a	90.63	n/a	n/a	0.001803	NP Intra (NDs) 1 of 2
Cobalt, Total (mg/L)	GWA-47	0.0025	n/a	8/3/2023	0.0025ND	No	30	n/a	n/a	86.67	n/a	n/a	0.002008	NP Intra (NDs) 1 of 2
Cobalt, Total (mg/L)	GWA-48	0.0025	n/a	8/3/2023	0.0025ND	No	31	n/a	n/a	90.32	n/a	n/a	0.001905	NP Intra (NDs) 1 of 2
Cobalt, Total (mg/L)	GWA-49	0.0025	n/a	8/3/2023	0.0025ND	No	32	n/a	n/a	84.38	n/a	n/a	0.001803	NP Intra (NDs) 1 of 2
Cobalt, Total (mg/L)	GWC-29	0.0025	n/a	8/3/2023	0.0025ND	No	32	n/a	n/a	96.88	n/a	n/a	0.001803	NP Intra (NDs) 1 of 2
Cobalt, Total (mg/L)	GWC-50	0.0025	n/a	8/3/2023	0.0025ND	No	32	n/a	n/a	96.88	n/a	n/a	0.001803	NP Intra (NDs) 1 of 2
Cobalt, Total (mg/L)	GWC-51	0.0025	n/a	8/3/2023	0.0025ND	No	32	n/a	n/a	90.63	n/a	n/a	0.001803	NP Intra (NDs) 1 of 2
Cobalt, Total (mg/L)	GWC-53	0.0171	n/a	8/3/2023	0.013	No	32	0.008566	0.003976	6.25	None	No	0.0007022	Param Intra 1 of 2
Copper, Total (mg/L)	GWA-21	0.0023	n/a	8/2/2023	0.002ND	No	26	n/a	n/a	92.31	n/a	n/a	0.002667	NP Intra (NDs) 1 of 2
Copper, Total (mg/L)	GWA-22	0.003	n/a	8/3/2023	0.002ND	No	26	n/a	n/a	92.31	n/a	n/a	0.002667	NP Intra (NDs) 1 of 2
Copper, Total (mg/L)	GWA-45	0.0034	n/a	8/3/2023	0.002ND	No	27	n/a	n/a	77.78	n/a	n/a	0.002502	NP Intra (NDs) 1 of 2
Copper, Total (mg/L)	GWA-47	0.022	n/a	8/3/2023	0.002ND	No	26	n/a	n/a	42.31	n/a	n/a	0.002667	NP Intra (normality) 1 of 2
Copper, Total (mg/L)	GWA-48	0.0084	n/a	8/3/2023	0.002ND	No	26	n/a	n/a	61.54	n/a	n/a	0.002667	NP Intra (NDs) 1 of 2
Copper, Total (mg/L)	GWA-49	0.0031	n/a	8/3/2023	0.002ND	No	27	n/a	n/a	92.59	n/a	n/a	0.002502	NP Intra (NDs) 1 of 2
Copper, Total (mg/L)	GWC-50	0.0046	n/a	8/3/2023	0.002ND	No	26	n/a	n/a	92.31	n/a	n/a	0.002667	NP Intra (NDs) 1 of 2
Copper, Total (mg/L)	GWC-51	0.0025	n/a	8/3/2023	0.0012J	No	27	n/a	n/a	92.59	n/a	n/a	0.002502	NP Intra (NDs) 1 of 2
Lead, Total (mg/L)	GWA-21	0.0022	n/a	8/2/2023	0.001ND	No	19	n/a	n/a	94.74	n/a	n/a	0.004832	NP Intra (NDs) 1 of 2
Lead, Total (mg/L)	GWA-22	0.001	n/a	8/3/2023	0.001ND	No	19	n/a	n/a	89.47	n/a	n/a	0.004832	NP Intra (NDs) 1 of 2
Lead, Total (mg/L)	GWA-45	0.0016	n/a	8/3/2023	0.001ND	No	19	n/a	n/a	89.47	n/a	n/a	0.004832	NP Intra (NDs) 1 of 2
Lead, Total (mg/L)	GWA-46	0.001	n/a	8/3/2023	0.001ND	No	19	n/a	n/a	100	n/a	n/a	0.004832	NP Intra (NDs) 1 of 2
Lead, Total (mg/L)	GWA-47	0.001	n/a	8/3/2023	0.001ND	No	19	n/a	n/a	94.74	n/a	n/a	0.004832	NP Intra (NDs) 1 of 2
Lead, Total (mg/L)	GWA-48	0.001	n/a	8/3/2023	0.001ND	No	19	n/a	n/a	94.74	n/a	n/a	0.004832	NP Intra (NDs) 1 of 2
Lead, Total (mg/L)	GWA-49	0.001	n/a	8/3/2023	0.001ND	No	19	n/a	n/a	100	n/a	n/a	0.004832	NP Intra (NDs) 1 of 2

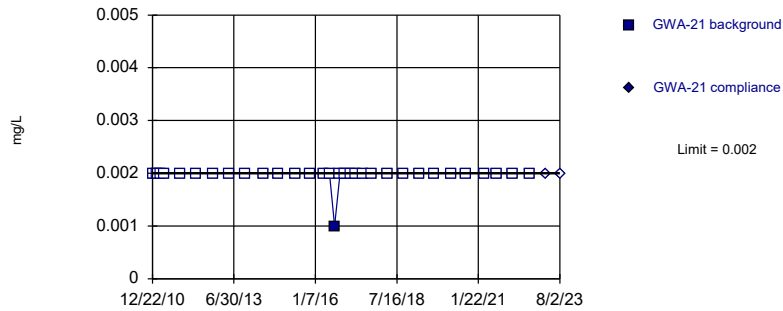
Appendix I Intrawell Prediction Limits - All Results

Plant Scherer Client: Southern Company Data: Scherer PAC-CCR Printed 9/29/2023, 4:39 PM

Constituent	Well	Upper Lim.	Lower Lim.	Date	Observ.	Sig.	Bg N	Bg Mean	Std. Dev.	%NDs	ND Adj.	Transform	Alpha	Method
Lead, Total (mg/L)	GWC-29	0.001	n/a	8/3/2023	0.001ND	No	19	n/a	n/a	100	n/a	n/a	0.004832	NP Intra (NDs) 1 of 2
Lead, Total (mg/L)	GWC-50	0.001	n/a	8/3/2023	0.001ND	No	19	n/a	n/a	89.47	n/a	n/a	0.004832	NP Intra (NDs) 1 of 2
Lead, Total (mg/L)	GWC-51	0.0015	n/a	8/3/2023	0.001ND	No	19	n/a	n/a	84.21	n/a	n/a	0.004832	NP Intra (NDs) 1 of 2
Lead, Total (mg/L)	GWC-52	0.001	n/a	8/3/2023	0.001ND	No	18	n/a	n/a	100	n/a	n/a	0.005373	NP Intra (NDs) 1 of 2
Lead, Total (mg/L)	GWC-53	0.001	n/a	8/3/2023	0.001ND	No	19	n/a	n/a	94.74	n/a	n/a	0.004832	NP Intra (NDs) 1 of 2
Mercury, Total (mg/L)	GWA-21	0.0002	n/a	8/2/2023	0.0002ND	No	32	n/a	n/a	96.88	n/a	n/a	0.001803	NP Intra (NDs) 1 of 2
Mercury, Total (mg/L)	GWA-22	0.0002	n/a	8/3/2023	0.0002ND	No	32	n/a	n/a	96.88	n/a	n/a	0.001803	NP Intra (NDs) 1 of 2
Mercury, Total (mg/L)	GWA-45	0.0002	n/a	8/3/2023	0.0002ND	No	32	n/a	n/a	96.88	n/a	n/a	0.001803	NP Intra (NDs) 1 of 2
Mercury, Total (mg/L)	GWA-46	0.0002	n/a	8/3/2023	0.0002ND	No	32	n/a	n/a	93.75	n/a	n/a	0.001803	NP Intra (NDs) 1 of 2
Mercury, Total (mg/L)	GWA-47	0.0002	n/a	8/3/2023	0.0002ND	No	32	n/a	n/a	93.75	n/a	n/a	0.001803	NP Intra (NDs) 1 of 2
Mercury, Total (mg/L)	GWA-48	0.0002	n/a	8/3/2023	0.0002ND	No	32	n/a	n/a	93.75	n/a	n/a	0.001803	NP Intra (NDs) 1 of 2
Mercury, Total (mg/L)	GWA-49	0.0002	n/a	8/3/2023	0.0002ND	No	32	n/a	n/a	96.88	n/a	n/a	0.001803	NP Intra (NDs) 1 of 2
Mercury, Total (mg/L)	GWC-29	0.0002	n/a	8/3/2023	0.0002ND	No	32	n/a	n/a	96.88	n/a	n/a	0.001803	NP Intra (NDs) 1 of 2
Mercury, Total (mg/L)	GWC-50	0.0002	n/a	8/3/2023	0.0002ND	No	32	n/a	n/a	96.88	n/a	n/a	0.001803	NP Intra (NDs) 1 of 2
Mercury, Total (mg/L)	GWC-52	0.0002	n/a	8/3/2023	0.00009J	No	32	n/a	n/a	96.88	n/a	n/a	0.001803	NP Intra (NDs) 1 of 2
Nickel, Total (mg/L)	GWA-21	0.0012	n/a	8/2/2023	0.00086J	No	26	n/a	n/a	76.92	n/a	n/a	0.002667	NP Intra (NDs) 1 of 2
Nickel, Total (mg/L)	GWA-22	0.0014	n/a	8/3/2023	0.00067J	No	26	n/a	n/a	84.62	n/a	n/a	0.002667	NP Intra (NDs) 1 of 2
Nickel, Total (mg/L)	GWA-45	0.001	n/a	8/3/2023	0.00067J	No	27	n/a	n/a	77.78	n/a	n/a	0.002502	NP Intra (NDs) 1 of 2
Nickel, Total (mg/L)	GWA-46	0.001	n/a	8/3/2023	0.00045J	No	26	n/a	n/a	92.31	n/a	n/a	0.002667	NP Intra (NDs) 1 of 2
Nickel, Total (mg/L)	GWA-47	0.022	n/a	8/3/2023	0.001ND	No	27	n/a	n/a	70.37	n/a	n/a	0.002502	NP Intra (NDs) 1 of 2
Nickel, Total (mg/L)	GWA-48	0.016	n/a	8/3/2023	0.001ND	No	27	n/a	n/a	59.26	n/a	n/a	0.002502	NP Intra (NDs) 1 of 2
Nickel, Total (mg/L)	GWA-49	0.0019	n/a	8/3/2023	0.00046J	No	27	n/a	n/a	81.48	n/a	n/a	0.002502	NP Intra (NDs) 1 of 2
Nickel, Total (mg/L)	GWC-29	0.0047	n/a	8/3/2023	0.0031	No	27	n/a	n/a	48.15	n/a	n/a	0.002502	NP Intra (normality) 1 of 2
Nickel, Total (mg/L)	GWC-50	0.0036	n/a	8/3/2023	0.0033	No	27	n/a	n/a	74.07	n/a	n/a	0.002502	NP Intra (NDs) 1 of 2
Nickel, Total (mg/L)	GWC-51	0.0034	n/a	8/3/2023	0.0028	No	27	n/a	n/a	59.26	n/a	n/a	0.002502	NP Intra (NDs) 1 of 2
Nickel, Total (mg/L)	GWC-53	0.008125	n/a	8/3/2023	0.0071	No	27	3.0e-7	1.1e-7	7.407	None	x*3	0.0007022	Param Intra 1 of 2
Selenium, Total (mg/L)	GWA-22	0.005	n/a	8/3/2023	0.005ND	No	32	n/a	n/a	90.63	n/a	n/a	0.001803	NP Intra (NDs) 1 of 2
Selenium, Total (mg/L)	GWA-45	0.005	n/a	8/3/2023	0.005ND	No	30	n/a	n/a	90	n/a	n/a	0.002008	NP Intra (NDs) 1 of 2
Selenium, Total (mg/L)	GWA-47	0.005	n/a	8/3/2023	0.005ND	No	31	n/a	n/a	96.77	n/a	n/a	0.001905	NP Intra (NDs) 1 of 2
Selenium, Total (mg/L)	GWA-48	0.005	n/a	8/3/2023	0.005ND	No	31	n/a	n/a	93.55	n/a	n/a	0.001905	NP Intra (NDs) 1 of 2
Selenium, Total (mg/L)	GWA-49	0.005	n/a	8/3/2023	0.005ND	No	32	n/a	n/a	93.75	n/a	n/a	0.001803	NP Intra (NDs) 1 of 2
Selenium, Total (mg/L)	GWC-29	0.005	n/a	8/3/2023	0.005ND	No	32	n/a	n/a	93.75	n/a	n/a	0.001803	NP Intra (NDs) 1 of 2
Selenium, Total (mg/L)	GWC-50	0.005	n/a	8/3/2023	0.005ND	No	32	n/a	n/a	93.75	n/a	n/a	0.001803	NP Intra (NDs) 1 of 2
Selenium, Total (mg/L)	GWC-52	0.005	n/a	8/3/2023	0.005ND	No	31	n/a	n/a	83.87	n/a	n/a	0.001905	NP Intra (NDs) 1 of 2
Selenium, Total (mg/L)	GWC-53	0.005	n/a	8/3/2023	0.005ND	No	32	n/a	n/a	90.63	n/a	n/a	0.001803	NP Intra (NDs) 1 of 2
Thallium, Total (mg/L)	GWA-21	0.001	n/a	8/2/2023	0.001ND	No	32	n/a	n/a	90.63	n/a	n/a	0.001803	NP Intra (NDs) 1 of 2
Thallium, Total (mg/L)	GWA-22	0.001	n/a	8/3/2023	0.001ND	No	32	n/a	n/a	93.75	n/a	n/a	0.001803	NP Intra (NDs) 1 of 2
Thallium, Total (mg/L)	GWA-45	0.001	n/a	8/3/2023	0.001ND	No	32	n/a	n/a	90.63	n/a	n/a	0.001803	NP Intra (NDs) 1 of 2
Thallium, Total (mg/L)	GWA-48	0.001	n/a	8/3/2023	0.001ND	No	32	n/a	n/a	93.75	n/a	n/a	0.001803	NP Intra (NDs) 1 of 2
Thallium, Total (mg/L)	GWC-50	0.001	n/a	8/3/2023	0.001ND	No	32	n/a	n/a	96.88	n/a	n/a	0.001803	NP Intra (NDs) 1 of 2
Thallium, Total (mg/L)	GWC-51	0.001	n/a	8/3/2023	0.001ND	No	32	n/a	n/a	96.88	n/a	n/a	0.001803	NP Intra (NDs) 1 of 2
Vanadium, Total (mg/L)	GWA-21	0.004	n/a	8/2/2023	0.0035	No	26	n/a	n/a	50	n/a	n/a	0.002667	NP Intra (normality) 1 of 2
Vanadium, Total (mg/L)	GWA-22	0.0083	n/a	8/3/2023	0.0037	No	26	n/a	n/a	46.15	n/a	n/a	0.002667	NP Intra (normality) 1 of 2
Vanadium, Total (mg/L)	GWA-45	0.0036	n/a	8/3/2023	0.0012J	No	26	n/a	n/a	57.69	n/a	n/a	0.002667	NP Intra (NDs) 1 of 2
Vanadium, Total (mg/L)	GWA-46	0.006101	n/a	8/3/2023	0.0026	No	26	0.05716	0.009504	15.38	Kaplan-Meier	sqrt(x)	0.0007022	Param Intra 1 of 2
Vanadium, Total (mg/L)	GWA-47	0.01987	n/a	8/3/2023	0.0072	No	26	0.009388	0.004755	7.692	None	No	0.0007022	Param Intra 1 of 2
Vanadium, Total (mg/L)	GWA-48	0.02235	n/a	8/3/2023	0.017	No	26	0.0002699	0.0001043	3.846	None	x*2	0.0007022	Param Intra 1 of 2
Vanadium, Total (mg/L)	GWA-49	0.02266	n/a	8/3/2023	0.019	No	27	0.01882	0.001752	0	None	No	0.0007022	Param Intra 1 of 2
Vanadium, Total (mg/L)	GWC-29	0.007301	n/a	8/3/2023	0.005	No	27	0.004641	0.001213	7.407	None	No	0.0007022	Param Intra 1 of 2
Vanadium, Total (mg/L)	GWC-50	0.0093	n/a	8/3/2023	0.0029	No	27	n/a	n/a	33.33	n/a	n/a	0.002502	NP Intra (normality) 1 of 2
Vanadium, Total (mg/L)	GWC-51	0.007518	n/a	8/3/2023	0.0041	No	27	0.004618	0.001323	18.52	Kaplan-Meier	No	0.0007022	Param Intra 1 of 2
Vanadium, Total (mg/L)	GWC-52	0.01363	n/a	8/3/2023	0.0088	No	27	0.00000132	5.5e-7	7.407	None	x*3	0.0007022	Param Intra 1 of 2
Vanadium, Total (mg/L)	GWC-53	0.0065	n/a	8/3/2023	0.002ND	No	26	n/a	n/a	73.08	n/a	n/a	0.002667	NP Intra (NDs) 1 of 2
Zinc, Total (mg/L)	GWA-21	0.005	n/a	8/2/2023	0.005ND	No	27	n/a	n/a	92.59	n/a	n/a	0.002502	NP Intra (NDs) 1 of 2
Zinc, Total (mg/L)	GWA-22	0.0085	n/a	8/3/2023	0.005ND	No	25	n/a	n/a	92	n/a	n/a	0.002832	NP Intra (NDs) 1 of 2
Zinc, Total (mg/L)	GWA-45	0.0098	n/a	8/3/2023	0.0051	No	27	n/a	n/a	70.37	n/a	n/a	0.002502	NP Intra (NDs) 1 of 2
Zinc, Total (mg/L)	GWA-46	0.0096	n/a	8/3/2023	0.0037J	No	26	n/a	n/a	73.08	n/a	n/a	0.002667	NP Intra (NDs) 1 of 2
Zinc, Total (mg/L)	GWA-47	0.0087	n/a	8/3/2023	0.005ND	No	25	n/a	n/a	92	n/a	n/a	0.002832	NP Intra (NDs) 1 of 2
Zinc, Total (mg/L)	GWA-48	0.005	n/a	8/3/2023	0.005ND	No	27	n/a	n/a	88.89	n/a	n/a	0.002502	NP Intra (NDs) 1 of 2
Zinc, Total (mg/L)	GWA-49	0.005	n/a	8/3/2023	0.005ND	No	27	n/a	n/a	92.59	n/a	n/a	0.002502	NP Intra (NDs) 1 of 2
Zinc, Total (mg/L)	GWC-29	0.0058	n/a	8/3/2023	0.005ND	No	27	n/a	n/a	96.3	n/a	n/a	0.002502	NP Intra (NDs) 1 of 2
Zinc, Total (mg/L)	GWC-50	0.0076	n/a	8/3/2023	0.0033J	No	27	n/a	n/a	85.19	n/a	n/a	0.002502	NP Intra (NDs) 1 of 2
Zinc, Total (mg/L)	GWC-51	0.005	n/a	8/3/2023	0.0035J	No	27	n/a	n/a	92.59	n/a	n/a	0.002502	NP Intra (NDs) 1 of 2
Zinc, Total (mg/L)	GWC-52	0.0073	n/a	8/3/2023	0.005ND	No	27	n/a	n/a	92.59	n/a	n/a	0.002502	NP Intra (NDs) 1 of 2
Zinc, Total (mg/L)	GWC-53	0.01998	n/a	8/3/2023	0.015	No	26	0.01409	0.002672	0	None	No	0.0007022	Param Intra 1 of 2

Within Limit

Prediction Limit Intrawell Non-parametric

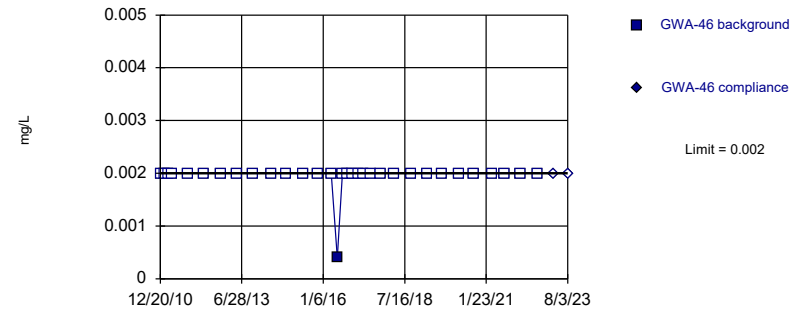


Non-parametric test used in lieu of parametric prediction limit because censored data exceeded 50%. Limit is highest of 32 background values. 96.88% NDs. Well-constituent pair annual alpha = 0.003603. Individual comparison alpha = 0.001803 (1 of 2).

Constituent: Antimony, Total Analysis Run 9/29/2023 4:34 PM View: Appendix I - Intrawell
Plant Scherer Client: Southern Company Data: Scherer PAC-CCR

Within Limit

Prediction Limit Intrawell Non-parametric

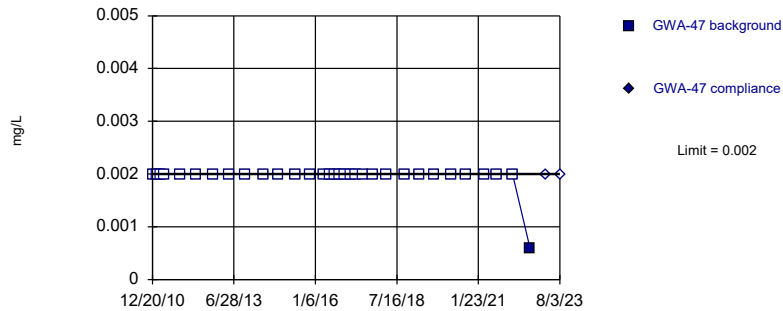


Non-parametric test used in lieu of parametric prediction limit because censored data exceeded 50%. Limit is highest of 32 background values. 96.88% NDs. Well-constituent pair annual alpha = 0.003603. Individual comparison alpha = 0.001803 (1 of 2).

Constituent: Antimony, Total Analysis Run 9/29/2023 4:34 PM View: Appendix I - Intrawell
Plant Scherer Client: Southern Company Data: Scherer PAC-CCR

Within Limit

Prediction Limit Intrawell Non-parametric

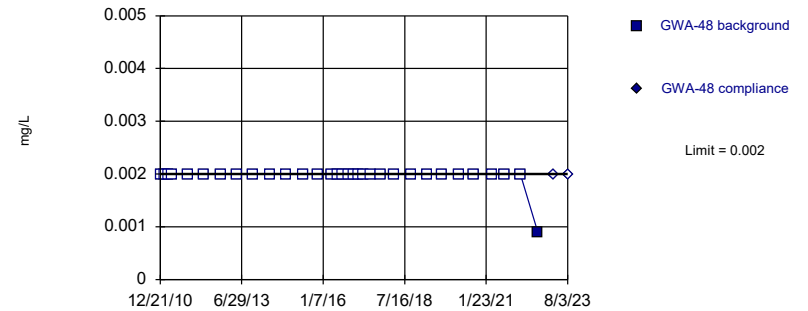


Non-parametric test used in lieu of parametric prediction limit because censored data exceeded 50%. Limit is highest of 32 background values. 96.88% NDs. Well-constituent pair annual alpha = 0.003603. Individual comparison alpha = 0.001803 (1 of 2).

Constituent: Antimony, Total Analysis Run 9/29/2023 4:34 PM View: Appendix I - Intrawell
Plant Scherer Client: Southern Company Data: Scherer PAC-CCR

Within Limit

Prediction Limit Intrawell Non-parametric

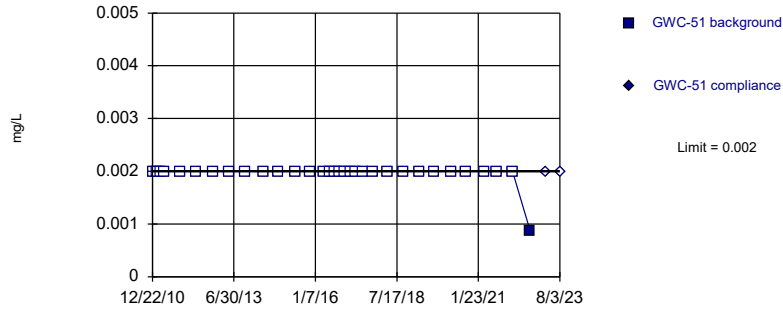


Non-parametric test used in lieu of parametric prediction limit because censored data exceeded 50%. Limit is highest of 32 background values. 96.88% NDs. Well-constituent pair annual alpha = 0.003603. Individual comparison alpha = 0.001803 (1 of 2).

Constituent: Antimony, Total Analysis Run 9/29/2023 4:34 PM View: Appendix I - Intrawell
Plant Scherer Client: Southern Company Data: Scherer PAC-CCR

Within Limit

Prediction Limit
Intrawell Non-parametric

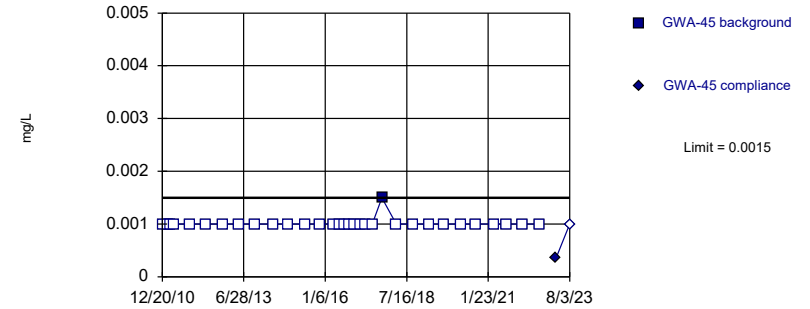


Non-parametric test used in lieu of parametric prediction limit because censored data exceeded 50%. Limit is highest of 32 background values. 96.88% NDs. Well-constituent pair annual alpha = 0.003603. Individual comparison alpha = 0.001803 (1 of 2).

Constituent: Antimony, Total Analysis Run 9/29/2023 4:34 PM View: Appendix I - Intrawell
Plant Scherer Client: Southern Company Data: Scherer PAC-CCR

Within Limit

Prediction Limit
Intrawell Non-parametric

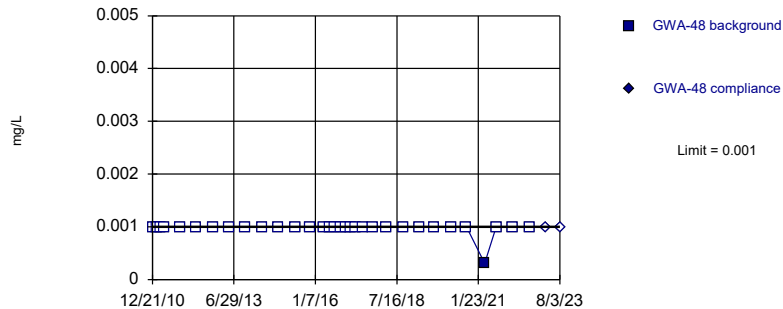


Non-parametric test used in lieu of parametric prediction limit because censored data exceeded 50%. Limit is highest of 32 background values. 96.88% NDs. Well-constituent pair annual alpha = 0.003603. Individual comparison alpha = 0.001803 (1 of 2).

Constituent: Arsenic, Total Analysis Run 9/29/2023 4:34 PM View: Appendix I - Intrawell
Plant Scherer Client: Southern Company Data: Scherer PAC-CCR

Within Limit

Prediction Limit
Intrawell Non-parametric

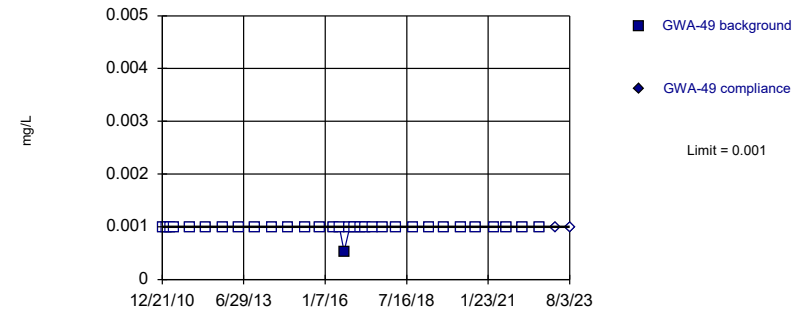


Non-parametric test used in lieu of parametric prediction limit because censored data exceeded 50%. Limit is highest of 32 background values. 96.88% NDs. Well-constituent pair annual alpha = 0.003603. Individual comparison alpha = 0.001803 (1 of 2).

Constituent: Arsenic, Total Analysis Run 9/29/2023 4:34 PM View: Appendix I - Intrawell
Plant Scherer Client: Southern Company Data: Scherer PAC-CCR

Within Limit

Prediction Limit
Intrawell Non-parametric

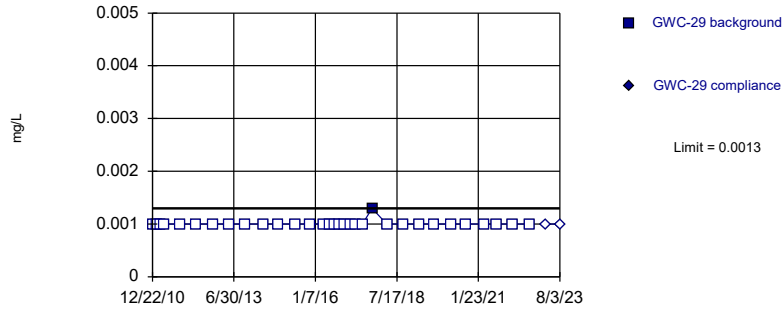


Non-parametric test used in lieu of parametric prediction limit because censored data exceeded 50%. Limit is highest of 32 background values. 96.88% NDs. Well-constituent pair annual alpha = 0.003603. Individual comparison alpha = 0.001803 (1 of 2).

Constituent: Arsenic, Total Analysis Run 9/29/2023 4:34 PM View: Appendix I - Intrawell
Plant Scherer Client: Southern Company Data: Scherer PAC-CCR

Within Limit

Prediction Limit Intrawell Non-parametric

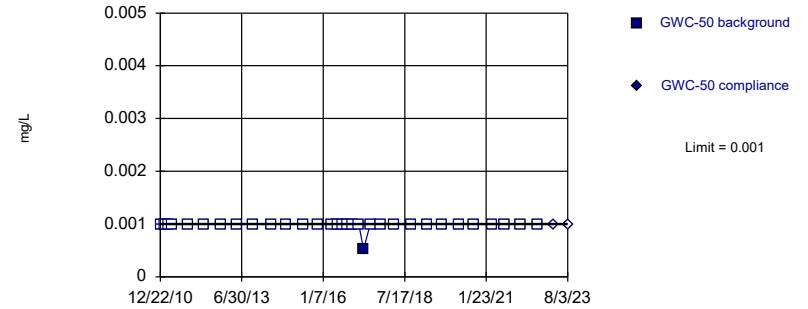


Non-parametric test used in lieu of parametric prediction limit because censored data exceeded 50%. Limit is highest of 32 background values. 96.88% NDs. Well-constituent pair annual alpha = 0.003603. Individual comparison alpha = 0.001803 (1 of 2).

Constituent: Arsenic, Total Analysis Run 9/29/2023 4:34 PM View: Appendix I - Intrawell
Plant Scherer Client: Southern Company Data: Scherer PAC-CCR

Within Limit

Prediction Limit Intrawell Non-parametric

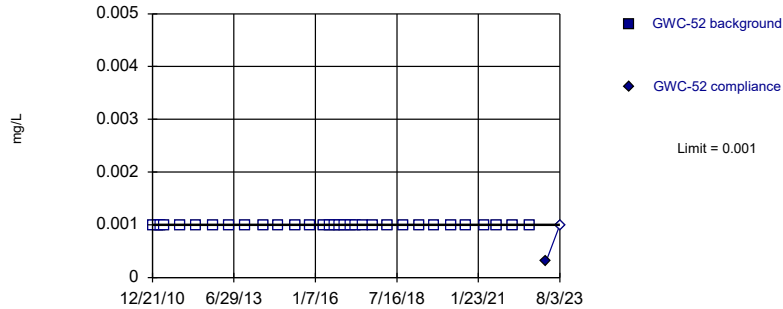


Non-parametric test used in lieu of parametric prediction limit because censored data exceeded 50%. Limit is highest of 32 background values. 96.88% NDs. Well-constituent pair annual alpha = 0.003603. Individual comparison alpha = 0.001803 (1 of 2).

Constituent: Arsenic, Total Analysis Run 9/29/2023 4:34 PM View: Appendix I - Intrawell
Plant Scherer Client: Southern Company Data: Scherer PAC-CCR

Within Limit

Prediction Limit Intrawell Non-parametric

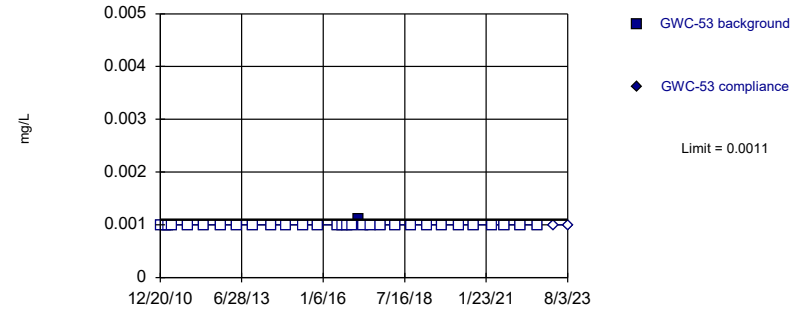


Non-parametric test used in lieu of parametric prediction limit because censored data exceeded 50%. All background values (n = 32) were censored; limit is most recent reporting limit. Well-constituent pair annual alpha = 0.003603. Individual comparison alpha = 0.001803 (1 of 2).

Constituent: Arsenic, Total Analysis Run 9/29/2023 4:34 PM View: Appendix I - Intrawell
Plant Scherer Client: Southern Company Data: Scherer PAC-CCR

Within Limit

Prediction Limit Intrawell Non-parametric

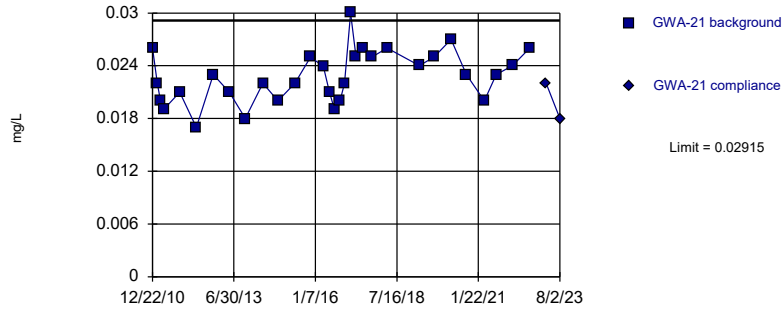


Non-parametric test used in lieu of parametric prediction limit because censored data exceeded 50%. Limit is highest of 31 background values. 96.77% NDs. Well-constituent pair annual alpha = 0.003807. Individual comparison alpha = 0.001905 (1 of 2).

Constituent: Arsenic, Total Analysis Run 9/29/2023 4:34 PM View: Appendix I - Intrawell
Plant Scherer Client: Southern Company Data: Scherer PAC-CCR

Within Limit

Prediction Limit
Intrawell Parametric

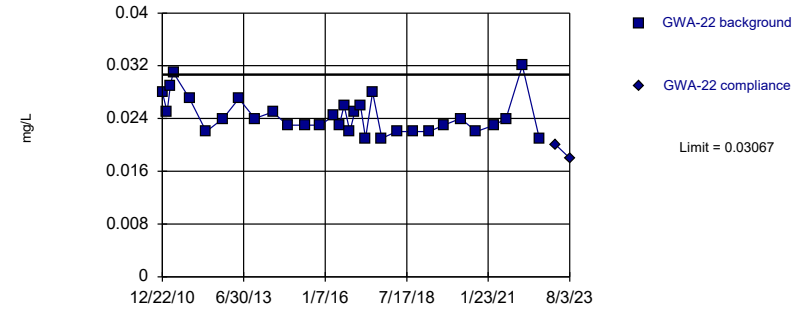


Background Data Summary: Mean=0.02277, Std. Dev.=0.002962, n=31. Normality test: Shapiro Wilk @alpha = 0.01, calculated = 0.9784, critical = 0.902. Kappa = 2.153 (c=15, w=5, 1 of 2, event alpha = 0.05132). Report alpha = 0.0007022.

Constituent: Barium, Total Analysis Run 9/29/2023 4:34 PM View: Appendix I - Intrawell
 Plant Scherer Client: Southern Company Data: Scherer PAC-CCR

Within Limit

Prediction Limit
Intrawell Parametric

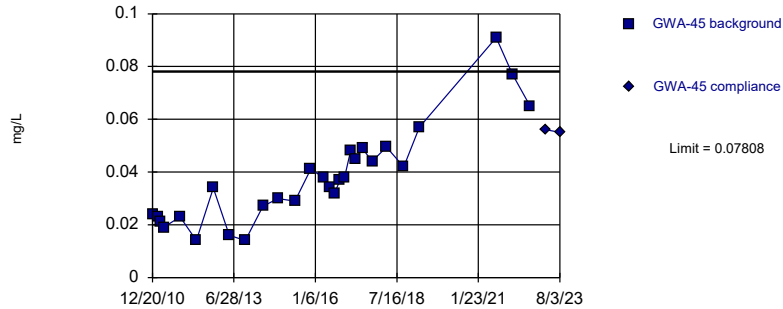


Background Data Summary (based on square root transformation): Mean=0.1561, Std. Dev.=0.008861, n=32. Normality test: Shapiro Wilk @alpha = 0.01, calculated = 0.9098, critical = 0.904. Kappa = 2.146 (c=15, w=5, 1 of 2, event alpha = 0.05132). Report alpha = 0.0007022.

Constituent: Barium, Total Analysis Run 9/29/2023 4:34 PM View: Appendix I - Intrawell
 Plant Scherer Client: Southern Company Data: Scherer PAC-CCR

Within Limit

Prediction Limit
Intrawell Parametric

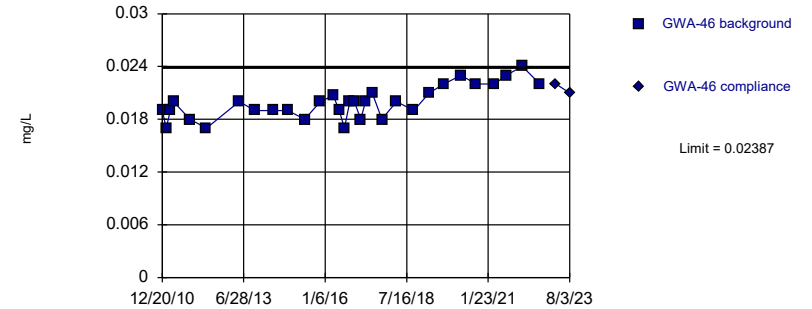


Background Data Summary: Mean=0.03791, Std. Dev.=0.01841, n=28. Normality test: Shapiro Wilk @alpha = 0.01, calculated = 0.9184, critical = 0.896. Kappa = 2.182 (c=15, w=5, 1 of 2, event alpha = 0.05132). Report alpha = 0.0007022.

Constituent: Barium, Total Analysis Run 9/29/2023 4:34 PM View: Appendix I - Intrawell
 Plant Scherer Client: Southern Company Data: Scherer PAC-CCR

Within Limit

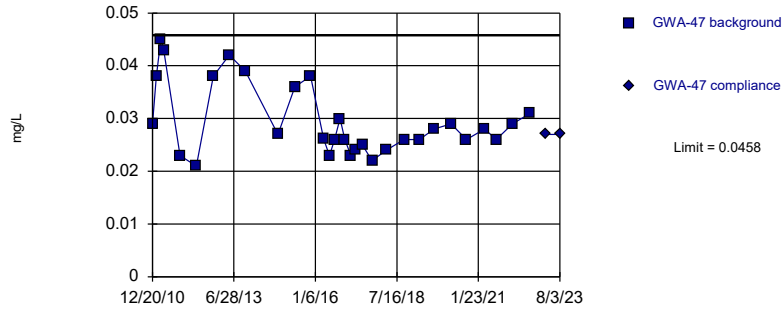
Prediction Limit
Intrawell Parametric



Background Data Summary: Mean=0.01989, Std. Dev.=0.001845, n=31. Normality test: Shapiro Wilk @alpha = 0.01, calculated = 0.9496, critical = 0.902. Kappa = 2.153 (c=15, w=5, 1 of 2, event alpha = 0.05132). Report alpha = 0.0007022.

Constituent: Barium, Total Analysis Run 9/29/2023 4:34 PM View: Appendix I - Intrawell
 Plant Scherer Client: Southern Company Data: Scherer PAC-CCR

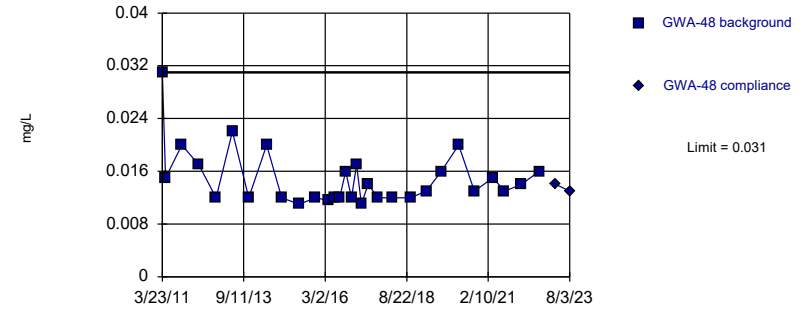
Within Limit Prediction Limit
Intrawell Parametric



Background Data Summary (based on natural log transformation): Mean=-3.544, Std. Dev.=0.2137, n=31. Normality test: Shapiro Wilk @alpha = 0.01, calculated = 0.9064, critical = 0.902. Kappa = 2.153 (c=15, w=5, 1 of 2, event alpha = 0.05132). Report alpha = 0.0007022.

Constituent: Barium, Total Analysis Run 9/29/2023 4:34 PM View: Appendix I - Intrawell
Plant Scherer Client: Southern Company Data: Scherer PAC-CCR

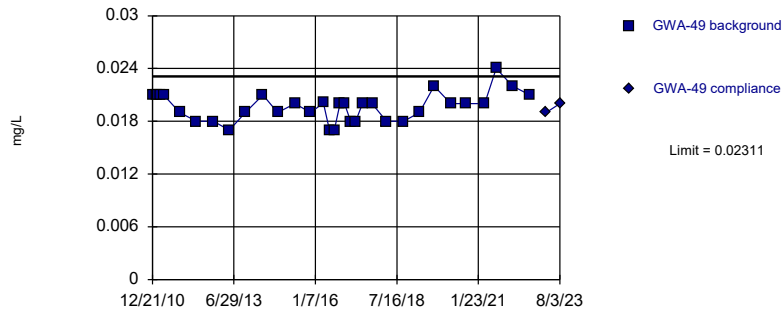
Within Limit Prediction Limit
Intrawell Non-parametric



Non-parametric test used in lieu of parametric prediction limit because the Shapiro Wilk normality test showed the data to be non-normal at the 0.01 alpha level. Limit is highest of 30 background values. Well-constituent pair annual alpha = 0.004011. Individual comparison alpha = 0.002008 (1 of 2).

Constituent: Barium, Total Analysis Run 9/29/2023 4:34 PM View: Appendix I - Intrawell
Plant Scherer Client: Southern Company Data: Scherer PAC-CCR

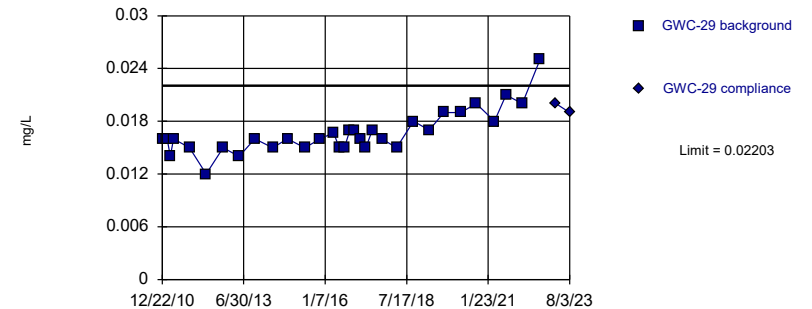
Within Limit Prediction Limit
Intrawell Parametric



Background Data Summary: Mean=0.01963, Std. Dev.=0.001622, n=32. Normality test: Shapiro Wilk @alpha = 0.01, calculated = 0.945, critical = 0.904. Kappa = 2.146 (c=15, w=5, 1 of 2, event alpha = 0.05132). Report alpha = 0.0007022.

Constituent: Barium, Total Analysis Run 9/29/2023 4:34 PM View: Appendix I - Intrawell
Plant Scherer Client: Southern Company Data: Scherer PAC-CCR

Within Limit Prediction Limit
Intrawell Parametric

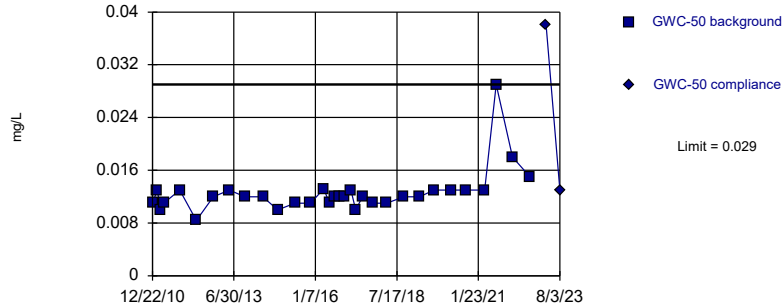


Background Data Summary (based on square root transformation): Mean=0.1287, Std. Dev.=0.009196, n=32. Normality test: Shapiro Wilk @alpha = 0.01, calculated = 0.9151, critical = 0.904. Kappa = 2.146 (c=15, w=5, 1 of 2, event alpha = 0.05132). Report alpha = 0.0007022.

Constituent: Barium, Total Analysis Run 9/29/2023 4:34 PM View: Appendix I - Intrawell
Plant Scherer Client: Southern Company Data: Scherer PAC-CCR

Within Limit

Prediction Limit
Intrawell Non-parametric

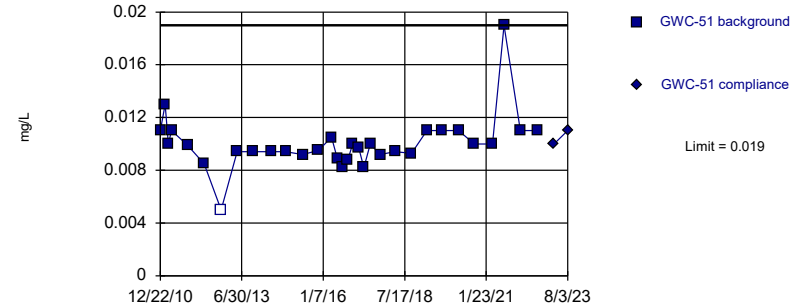


Non-parametric test used in lieu of parametric prediction limit because the Shapiro Wilk normality test showed the data to be non-normal at the 0.01 alpha level. Limit is highest of 32 background values. Well-constituent pair annual alpha = 0.003603. Individual comparison alpha = 0.001803 (1 of 2).

Constituent: Barium, Total Analysis Run 9/29/2023 4:34 PM View: Appendix I - Intrawell
Plant Scherer Client: Southern Company Data: Scherer PAC-CCR

Within Limit

Prediction Limit
Intrawell Non-parametric

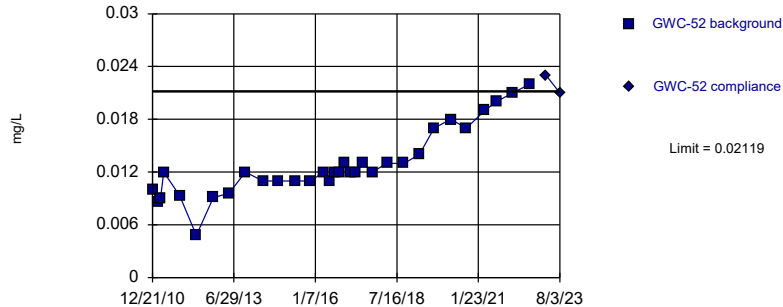


Non-parametric test used in lieu of parametric prediction limit because the Shapiro Wilk normality test showed the data to be non-normal at the 0.01 alpha level. Limit is highest of 32 background values. 3.125% NDs. Well-constituent pair annual alpha = 0.003603. Individual comparison alpha = 0.001803 (1 of 2).

Constituent: Barium, Total Analysis Run 9/29/2023 4:35 PM View: Appendix I - Intrawell
Plant Scherer Client: Southern Company Data: Scherer PAC-CCR

Within Limit

Prediction Limit
Intrawell Parametric

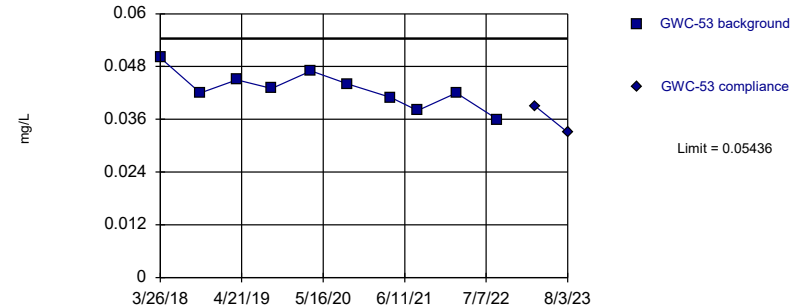


Background Data Summary: Mean=0.01286, Std. Dev.=0.003883, n=32. Normality test: Shapiro Wilk @alpha = 0.01, calculated = 0.9044, critical = 0.904. Kappa = 2.146 (c=15, w=5, 1 of 2, event alpha = 0.05132). Report alpha = 0.0007022.

Constituent: Barium, Total Analysis Run 9/29/2023 4:35 PM View: Appendix I - Intrawell
Plant Scherer Client: Southern Company Data: Scherer PAC-CCR

Within Limit

Prediction Limit
Intrawell Parametric

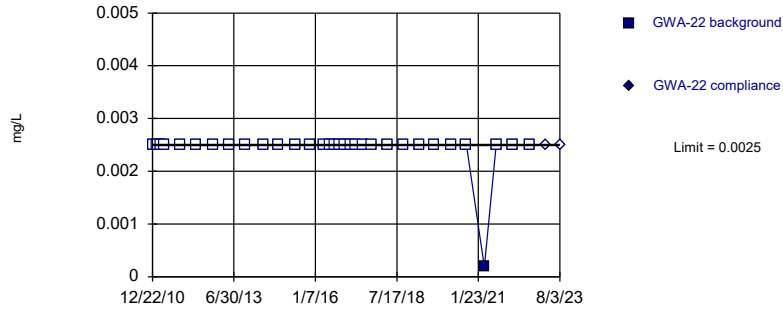


Background Data Summary: Mean=0.0428, Std. Dev.=0.004077, n=10. Normality test: Shapiro Wilk @alpha = 0.05, calculated = 0.9848, critical = 0.842. Kappa = 2.835 (c=15, w=5, 1 of 2, event alpha = 0.05132). Report alpha = 0.0007022.

Constituent: Barium, Total Analysis Run 9/29/2023 4:35 PM View: Appendix I - Intrawell
Plant Scherer Client: Southern Company Data: Scherer PAC-CCR

Within Limit

Prediction Limit Intrawell Non-parametric

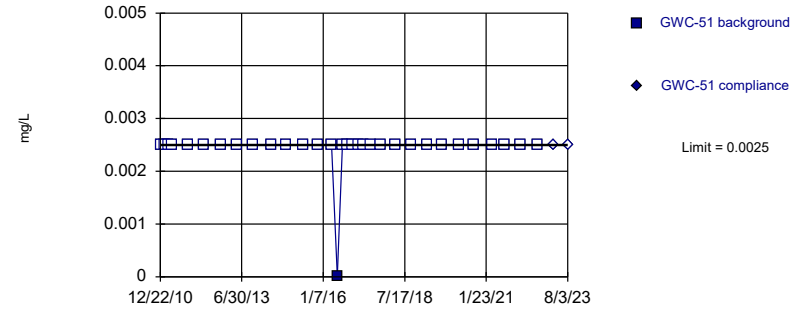


Non-parametric test used in lieu of parametric prediction limit because censored data exceeded 50%. Limit is highest of 32 background values. 96.88% NDs. Well-constituent pair annual alpha = 0.003603. Individual comparison alpha = 0.001803 (1 of 2).

Constituent: Beryllium, Total Analysis Run 9/29/2023 4:35 PM View: Appendix I - Intrawell
Plant Scherer Client: Southern Company Data: Scherer PAC-CCR

Within Limit

Prediction Limit Intrawell Non-parametric

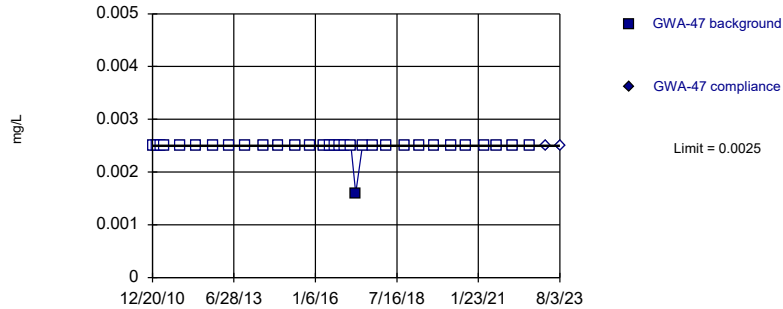


Non-parametric test used in lieu of parametric prediction limit because censored data exceeded 50%. Limit is highest of 32 background values. 96.88% NDs. Well-constituent pair annual alpha = 0.003603. Individual comparison alpha = 0.001803 (1 of 2).

Constituent: Beryllium, Total Analysis Run 9/29/2023 4:35 PM View: Appendix I - Intrawell
Plant Scherer Client: Southern Company Data: Scherer PAC-CCR

Within Limit

Prediction Limit Intrawell Non-parametric

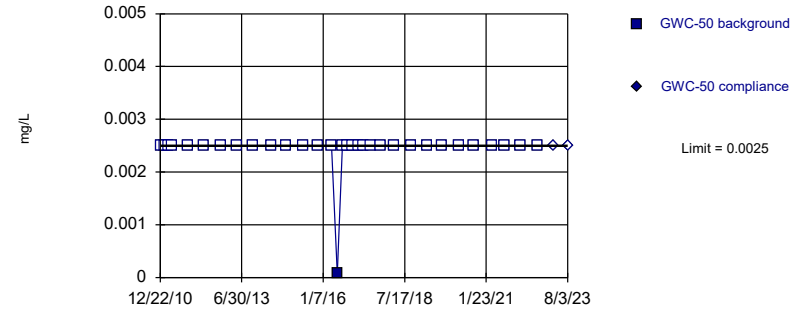


Non-parametric test used in lieu of parametric prediction limit because censored data exceeded 50%. Limit is highest of 32 background values. 96.88% NDs. Well-constituent pair annual alpha = 0.003603. Individual comparison alpha = 0.001803 (1 of 2).

Constituent: Cadmium, Total Analysis Run 9/29/2023 4:35 PM View: Appendix I - Intrawell
Plant Scherer Client: Southern Company Data: Scherer PAC-CCR

Within Limit

Prediction Limit Intrawell Non-parametric

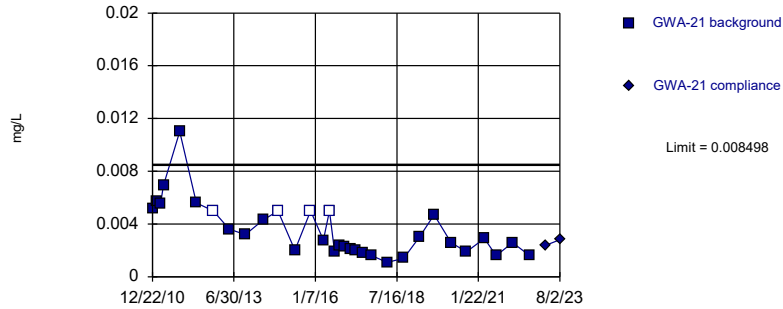


Non-parametric test used in lieu of parametric prediction limit because censored data exceeded 50%. Limit is highest of 32 background values. 96.88% NDs. Well-constituent pair annual alpha = 0.003603. Individual comparison alpha = 0.001803 (1 of 2).

Constituent: Cadmium, Total Analysis Run 9/29/2023 4:35 PM View: Appendix I - Intrawell
Plant Scherer Client: Southern Company Data: Scherer PAC-CCR

Within Limit

Prediction Limit
Intrawell Parametric

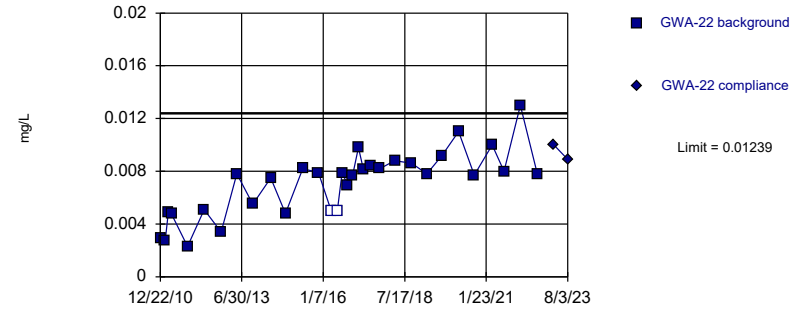


Background Data Summary (based on square root transformation): Mean=0.05731, Std. Dev.=0.01625, n=32, 12.5% NDs. Normality test: Shapiro Wilk @alpha = 0.01, calculated = 0.9261, critical = 0.904. Kappa = 2.146 (c=15, w=5, 1 of 2, event alpha = 0.05132). Report alpha = 0.0007022.

Constituent: Chromium, Total Analysis Run 9/29/2023 4:35 PM View: Appendix I - Intrawell
Plant Scherer Client: Southern Company Data: Scherer PAC-CCR

Within Limit

Prediction Limit
Intrawell Parametric

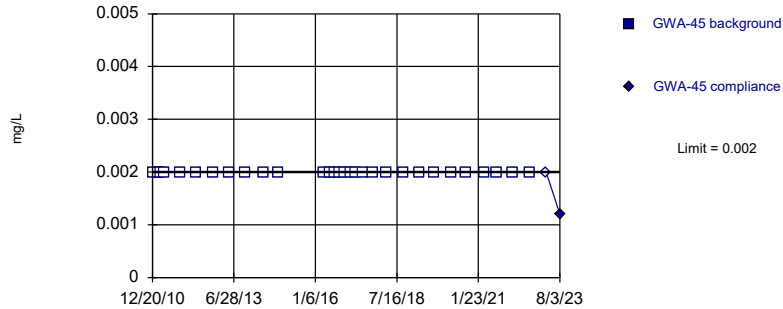


Background Data Summary: Mean=0.007084, Std. Dev.=0.002472, n=32, 6.25% NDs. Normality test: Shapiro Wilk @alpha = 0.01, calculated = 0.9475, critical = 0.904. Kappa = 2.146 (c=15, w=5, 1 of 2, event alpha = 0.05132). Report alpha = 0.0007022.

Constituent: Chromium, Total Analysis Run 9/29/2023 4:35 PM View: Appendix I - Intrawell
Plant Scherer Client: Southern Company Data: Scherer PAC-CCR

Within Limit

Prediction Limit
Intrawell Non-parametric

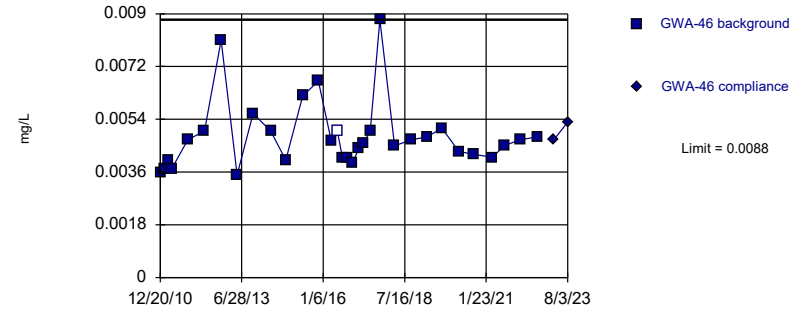


Non-parametric test used in lieu of parametric prediction limit because censored data exceeded 50%. All background values (n = 30) were censored; limit is most recent reporting limit. Well-constituent pair annual alpha = 0.004011. Individual comparison alpha = 0.002008 (1 of 2).

Constituent: Chromium, Total Analysis Run 9/29/2023 4:35 PM View: Appendix I - Intrawell
Plant Scherer Client: Southern Company Data: Scherer PAC-CCR

Within Limit

Prediction Limit
Intrawell Non-parametric

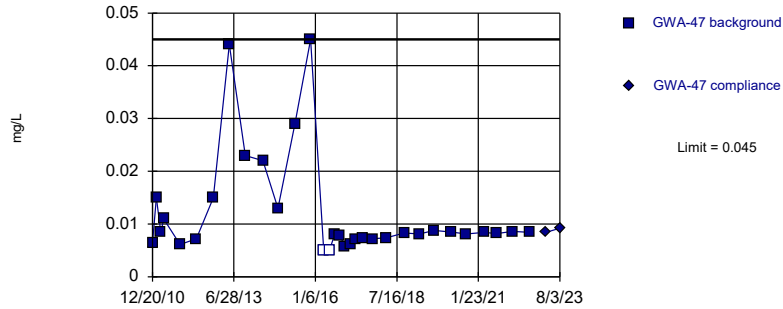


Non-parametric test used in lieu of parametric prediction limit because the Shapiro Wilk normality test showed the data to be non-normal at the 0.01 alpha level. Limit is highest of 32 background values. 3.125% NDs. Well-constituent pair annual alpha = 0.003603. Individual comparison alpha = 0.001803 (1 of 2).

Constituent: Chromium, Total Analysis Run 9/29/2023 4:35 PM View: Appendix I - Intrawell
Plant Scherer Client: Southern Company Data: Scherer PAC-CCR

Within Limit

Prediction Limit
Intrawell Non-parametric

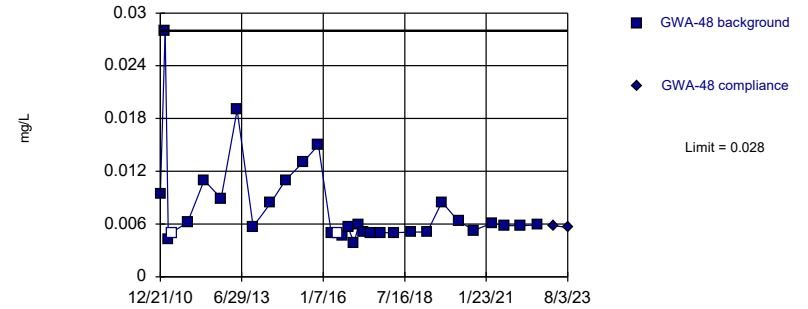


Non-parametric test used in lieu of parametric prediction limit because the Shapiro Wilk normality test showed the data to be non-normal at the 0.01 alpha level. Limit is highest of 32 background values. 6.25% NDs. Well-constituent pair annual alpha = 0.003603. Individual comparison alpha = 0.001803 (1 of 2).

Constituent: Chromium, Total Analysis Run 9/29/2023 4:35 PM View: Appendix I - Intrawell
Plant Scherer Client: Southern Company Data: Scherer PAC-CCR

Within Limit

Prediction Limit
Intrawell Non-parametric

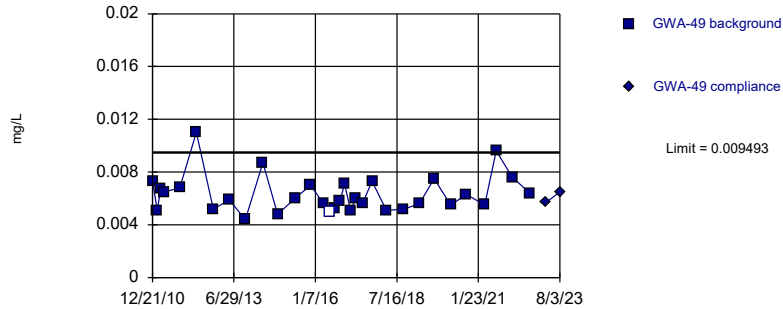


Non-parametric test used in lieu of parametric prediction limit because the Shapiro Wilk normality test showed the data to be non-normal at the 0.01 alpha level. Limit is highest of 32 background values. 6.25% NDs. Well-constituent pair annual alpha = 0.003603. Individual comparison alpha = 0.001803 (1 of 2).

Constituent: Chromium, Total Analysis Run 9/29/2023 4:35 PM View: Appendix I - Intrawell
Plant Scherer Client: Southern Company Data: Scherer PAC-CCR

Within Limit

Prediction Limit
Intrawell Parametric

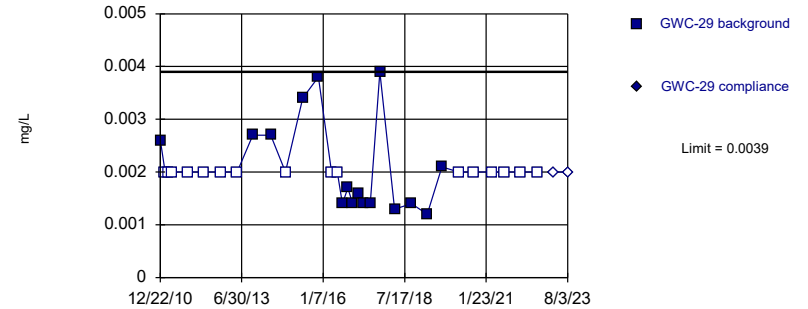


Background Data Summary (based on square root transformation): Mean=0.0791, Std. Dev.=0.008539, n=32, 3.125% NDs. Normality test: Shapiro Wilk @alpha = 0.01, calculated = 0.9113, critical = 0.904. Kappa = 2.146 (c=15, w=5, 1 of 2, event alpha = 0.05132). Report alpha = 0.0007022.

Constituent: Chromium, Total Analysis Run 9/29/2023 4:35 PM View: Appendix I - Intrawell
Plant Scherer Client: Southern Company Data: Scherer PAC-CCR

Within Limit

Prediction Limit
Intrawell Non-parametric

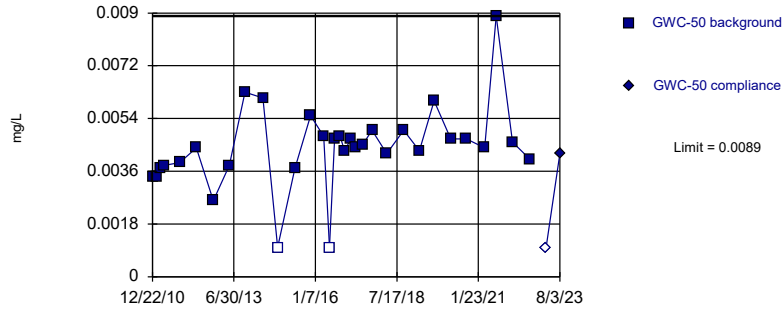


Non-parametric test used in lieu of parametric prediction limit because the Shapiro Wilk normality test showed the data to be non-normal at the 0.01 alpha level. Limit is highest of 32 background values. 50% NDs. Well-constituent pair annual alpha = 0.003603. Individual comparison alpha = 0.001803 (1 of 2).

Constituent: Chromium, Total Analysis Run 9/29/2023 4:35 PM View: Appendix I - Intrawell
Plant Scherer Client: Southern Company Data: Scherer PAC-CCR

Within Limit

Prediction Limit
Intrawell Non-parametric

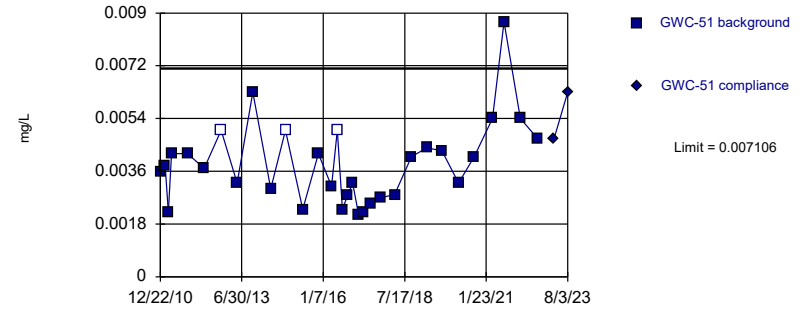


Non-parametric test used in lieu of parametric prediction limit because the Shapiro Wilk normality test showed the data to be non-normal at the 0.01 alpha level. Limit is highest of 32 background values. 6.25% NDs. Well-constituent pair annual alpha = 0.003603. Individual comparison alpha = 0.001803 (1 of 2).

Constituent: Chromium, Total Analysis Run 9/29/2023 4:35 PM View: Appendix I - Intrawell
Plant Scherer Client: Southern Company Data: Scherer PAC-CCR

Within Limit

Prediction Limit
Intrawell Parametric

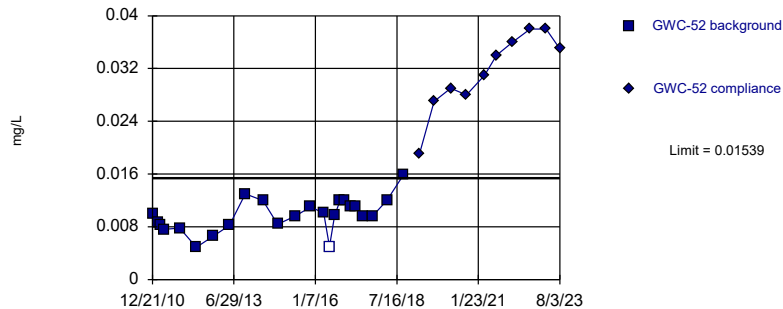


Background Data Summary (based on square root transformation): Mean=0.06127, Std. Dev.=0.01073, n=32, 9.375% NDs. Normality test: Shapiro Wilk @alpha = 0.01, calculated = 0.9466, critical = 0.904. Kappa = 2.146 (c=15, w=5, 1 of 2, event alpha = 0.05132). Report alpha = 0.0007022.

Constituent: Chromium, Total Analysis Run 9/29/2023 4:35 PM View: Appendix I - Intrawell
Plant Scherer Client: Southern Company Data: Scherer PAC-CCR

Exceeds Limit

Prediction Limit
Intrawell Parametric

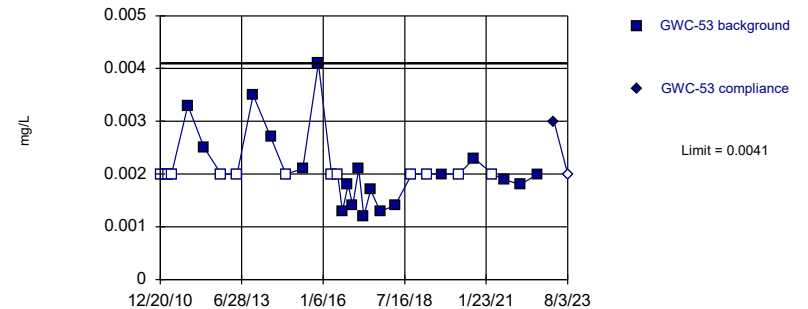


Background Data Summary: Mean=0.00975, Std. Dev.=0.002526, n=24, 4.167% NDs. Normality test: Shapiro Wilk @alpha = 0.01, calculated = 0.9716, critical = 0.884. Kappa = 2.232 (c=15, w=5, 1 of 2, event alpha = 0.05132). Report alpha = 0.0007022.

Constituent: Chromium, Total Analysis Run 9/29/2023 4:35 PM View: Appendix I - Intrawell
Plant Scherer Client: Southern Company Data: Scherer PAC-CCR

Within Limit

Prediction Limit
Intrawell Non-parametric

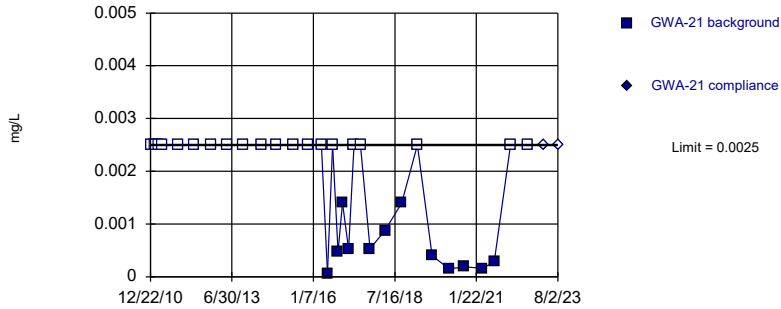


Non-parametric test used in lieu of parametric prediction limit because the Shapiro Wilk normality test showed the data to be non-normal at the 0.01 alpha level. Limit is highest of 32 background values. 40.63% NDs. Well-constituent pair annual alpha = 0.003603. Individual comparison alpha = 0.001803 (1 of 2).

Constituent: Chromium, Total Analysis Run 9/29/2023 4:35 PM View: Appendix I - Intrawell
Plant Scherer Client: Southern Company Data: Scherer PAC-CCR

Within Limit

Prediction Limit
Intrawell Non-parametric

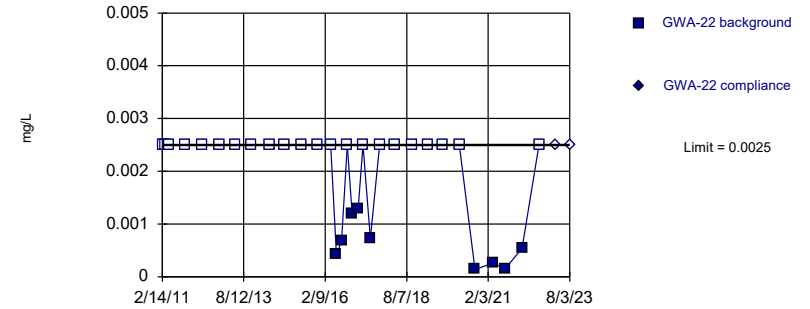


Non-parametric test used in lieu of parametric prediction limit because censored data exceeded 50%. Limit is highest of 32 background values. 62.5% NDs. Well-constituent pair annual alpha = 0.003603. Individual comparison alpha = 0.001803 (1 of 2).

Constituent: Cobalt, Total Analysis Run 9/29/2023 4:35 PM View: Appendix I - Intrawell
Plant Scherer Client: Southern Company Data: Scherer PAC-CCR

Within Limit

Prediction Limit
Intrawell Non-parametric

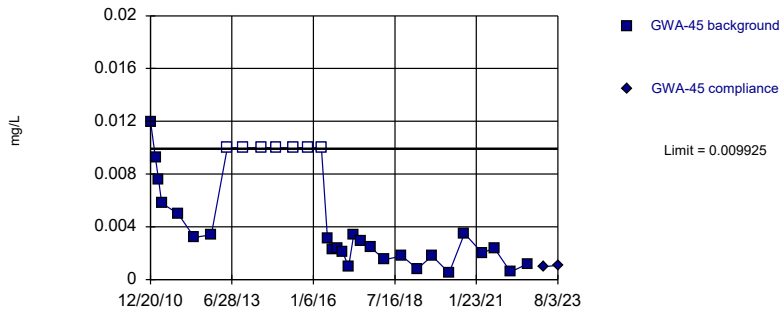


Non-parametric test used in lieu of parametric prediction limit because censored data exceeded 50%. Limit is highest of 31 background values. 70.97% NDs. Well-constituent pair annual alpha = 0.003807. Individual comparison alpha = 0.001905 (1 of 2).

Constituent: Cobalt, Total Analysis Run 9/29/2023 4:35 PM View: Appendix I - Intrawell
Plant Scherer Client: Southern Company Data: Scherer PAC-CCR

Within Limit

Prediction Limit
Intrawell Parametric

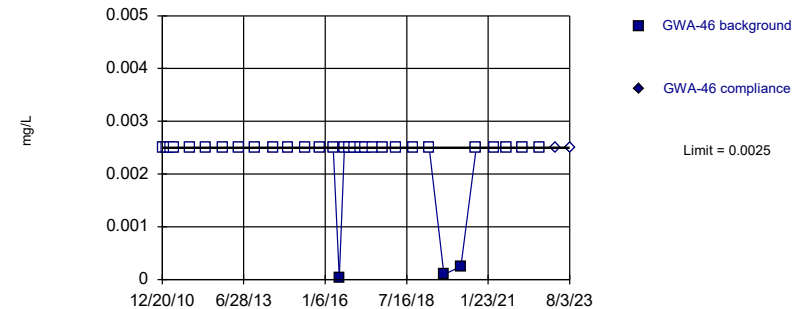


Background Data Summary (based on cube root transformation) (after Kaplan-Meier Adjustment): Mean=0.1351, Std. Dev.=0.03718, n=32, 21.88% NDs. Normality test: Shapiro Wilk @alpha = 0.01, calculated = 0.9071, critical = 0.904. Kappa = 2.146 (c=15, w=5, 1 of 2, event alpha = 0.05132). Report alpha = 0.0007022.

Constituent: Cobalt, Total Analysis Run 9/29/2023 4:35 PM View: Appendix I - Intrawell
Plant Scherer Client: Southern Company Data: Scherer PAC-CCR

Within Limit

Prediction Limit
Intrawell Non-parametric

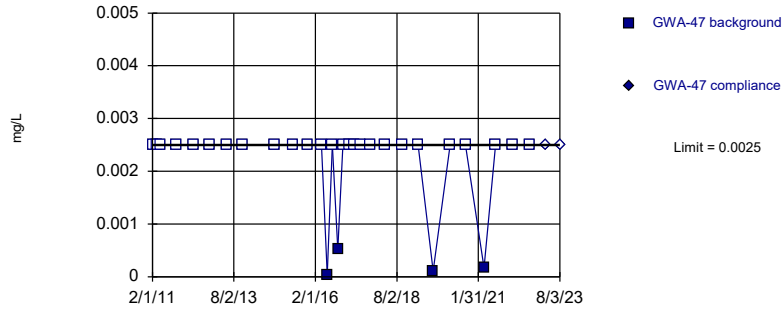


Non-parametric test used in lieu of parametric prediction limit because censored data exceeded 50%. Limit is highest of 32 background values. 90.63% NDs. Well-constituent pair annual alpha = 0.003603. Individual comparison alpha = 0.001803 (1 of 2).

Constituent: Cobalt, Total Analysis Run 9/29/2023 4:35 PM View: Appendix I - Intrawell
Plant Scherer Client: Southern Company Data: Scherer PAC-CCR

Within Limit

Prediction Limit Intrawell Non-parametric

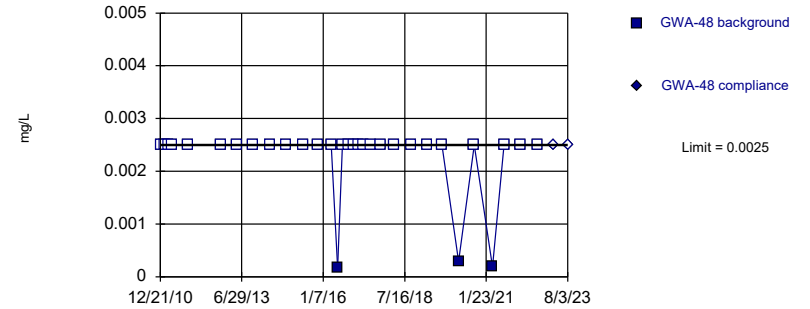


Non-parametric test used in lieu of parametric prediction limit because censored data exceeded 50%. Limit is highest of 30 background values. 86.67% NDs. Well-constituent pair annual alpha = 0.004011. Individual comparison alpha = 0.002008 (1 of 2).

Constituent: Cobalt, Total Analysis Run 9/29/2023 4:35 PM View: Appendix I - Intrawell
Plant Scherer Client: Southern Company Data: Scherer PAC-CCR

Within Limit

Prediction Limit Intrawell Non-parametric

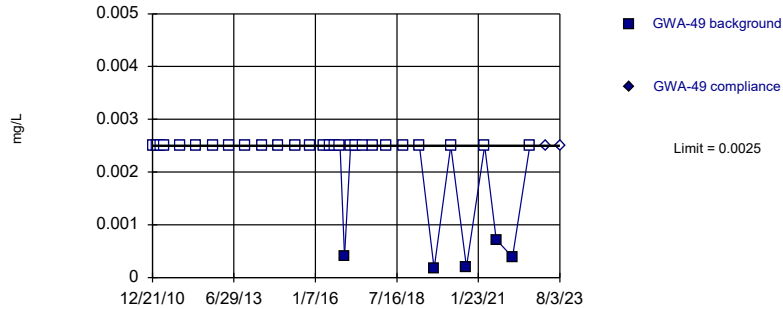


Non-parametric test used in lieu of parametric prediction limit because censored data exceeded 50%. Limit is highest of 31 background values. 90.32% NDs. Well-constituent pair annual alpha = 0.003807. Individual comparison alpha = 0.001905 (1 of 2).

Constituent: Cobalt, Total Analysis Run 9/29/2023 4:35 PM View: Appendix I - Intrawell
Plant Scherer Client: Southern Company Data: Scherer PAC-CCR

Within Limit

Prediction Limit Intrawell Non-parametric

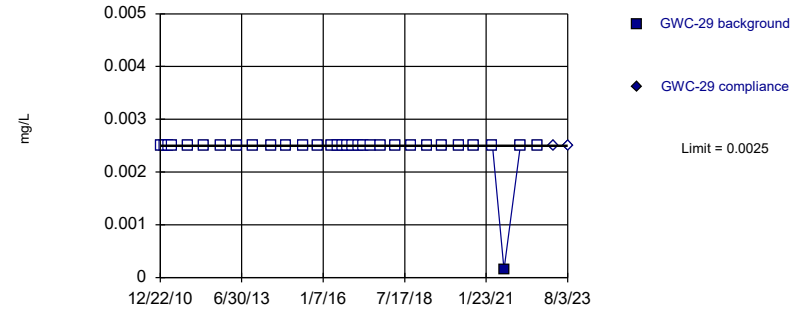


Non-parametric test used in lieu of parametric prediction limit because censored data exceeded 50%. Limit is highest of 32 background values. 84.38% NDs. Well-constituent pair annual alpha = 0.003603. Individual comparison alpha = 0.001803 (1 of 2).

Constituent: Cobalt, Total Analysis Run 9/29/2023 4:35 PM View: Appendix I - Intrawell
Plant Scherer Client: Southern Company Data: Scherer PAC-CCR

Within Limit

Prediction Limit Intrawell Non-parametric

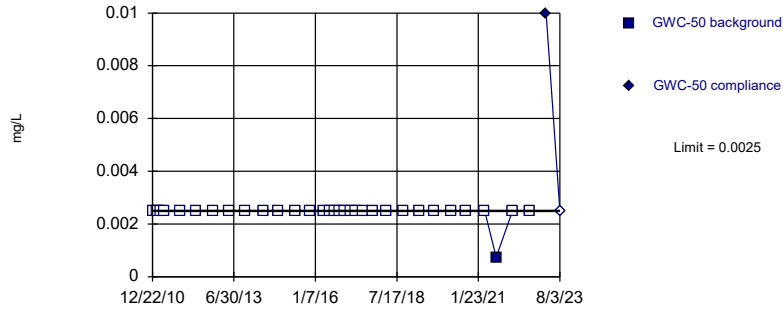


Non-parametric test used in lieu of parametric prediction limit because censored data exceeded 50%. Limit is highest of 32 background values. 96.88% NDs. Well-constituent pair annual alpha = 0.003603. Individual comparison alpha = 0.001803 (1 of 2).

Constituent: Cobalt, Total Analysis Run 9/29/2023 4:35 PM View: Appendix I - Intrawell
Plant Scherer Client: Southern Company Data: Scherer PAC-CCR

Within Limit

Prediction Limit
Intrawell Non-parametric

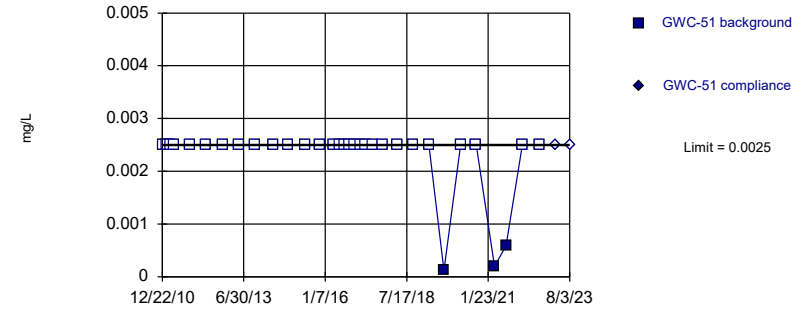


Non-parametric test used in lieu of parametric prediction limit because censored data exceeded 50%. Limit is highest of 32 background values. 96.88% NDs. Well-constituent pair annual alpha = 0.003603. Individual comparison alpha = 0.001803 (1 of 2).

Constituent: Cobalt, Total Analysis Run 9/29/2023 4:35 PM View: Appendix I - Intrawell
Plant Scherer Client: Southern Company Data: Scherer PAC-CCR

Within Limit

Prediction Limit
Intrawell Non-parametric

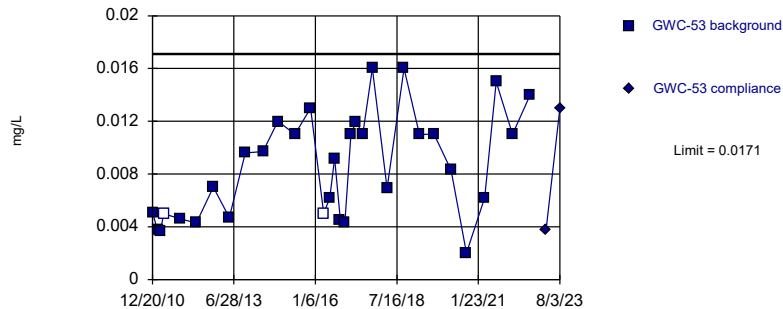


Non-parametric test used in lieu of parametric prediction limit because censored data exceeded 50%. Limit is highest of 32 background values. 90.63% NDs. Well-constituent pair annual alpha = 0.003603. Individual comparison alpha = 0.001803 (1 of 2).

Constituent: Cobalt, Total Analysis Run 9/29/2023 4:35 PM View: Appendix I - Intrawell
Plant Scherer Client: Southern Company Data: Scherer PAC-CCR

Within Limit

Prediction Limit
Intrawell Parametric

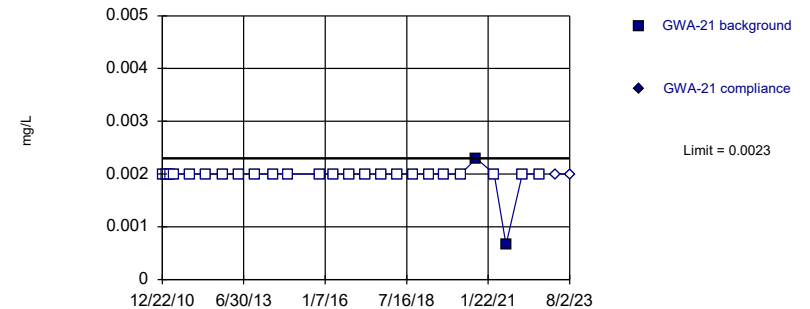


Background Data Summary: Mean=0.008566, Std. Dev.=0.003976, n=32, 6.25% NDs. Normality test: Shapiro Wilk @alpha = 0.01, calculated = 0.9316, critical = 0.904. Kappa = 2.146 (c=15, w=5, 1 of 2, event alpha = 0.05132). Report alpha = 0.0007022.

Constituent: Cobalt, Total Analysis Run 9/29/2023 4:35 PM View: Appendix I - Intrawell
Plant Scherer Client: Southern Company Data: Scherer PAC-CCR

Within Limit

Prediction Limit
Intrawell Non-parametric

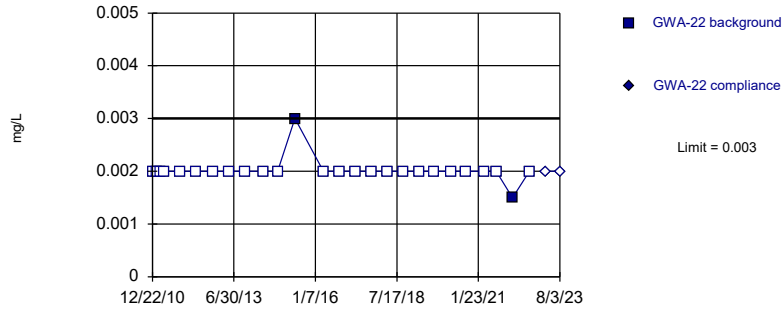


Non-parametric test used in lieu of parametric prediction limit because censored data exceeded 50%. Limit is highest of 26 background values. 92.31% NDs. Well-constituent pair annual alpha = 0.005327. Individual comparison alpha = 0.002667 (1 of 2).

Constituent: Copper, Total Analysis Run 9/29/2023 4:35 PM View: Appendix I - Intrawell
Plant Scherer Client: Southern Company Data: Scherer PAC-CCR

Within Limit

Prediction Limit
Intrawell Non-parametric

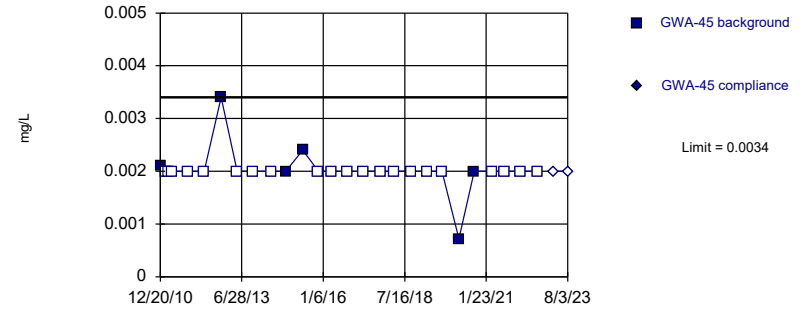


Non-parametric test used in lieu of parametric prediction limit because censored data exceeded 50%. Limit is highest of 26 background values. 92.31% NDs. Well-constituent pair annual alpha = 0.005327. Individual comparison alpha = 0.002667 (1 of 2).

Constituent: Copper, Total Analysis Run 9/29/2023 4:35 PM View: Appendix I - Intrawell
Plant Scherer Client: Southern Company Data: Scherer PAC-CCR

Within Limit

Prediction Limit
Intrawell Non-parametric

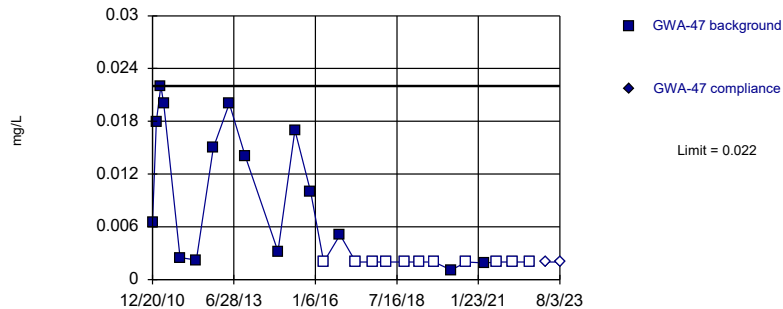


Non-parametric test used in lieu of parametric prediction limit because censored data exceeded 50%. Limit is highest of 27 background values. 77.78% NDs. Well-constituent pair annual alpha = 0.004998. Individual comparison alpha = 0.002502 (1 of 2).

Constituent: Copper, Total Analysis Run 9/29/2023 4:35 PM View: Appendix I - Intrawell
Plant Scherer Client: Southern Company Data: Scherer PAC-CCR

Within Limit

Prediction Limit
Intrawell Non-parametric

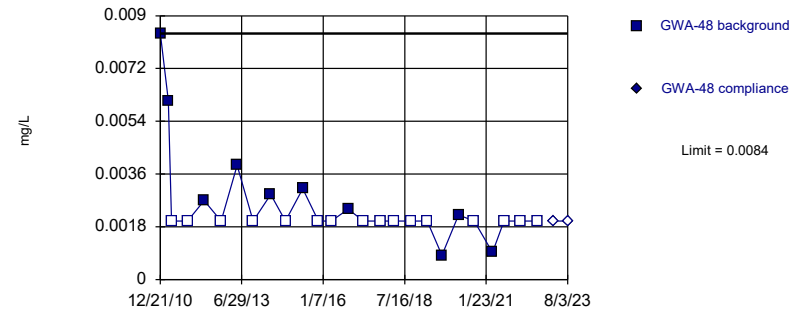


Non-parametric test used in lieu of parametric prediction limit because the Shapiro Wilk normality test showed the data to be non-normal at the 0.01 alpha level. Limit is highest of 26 background values. 42.31% NDs. Well-constituent pair annual alpha = 0.005327. Individual comparison alpha = 0.002667 (1 of 2).

Constituent: Copper, Total Analysis Run 9/29/2023 4:35 PM View: Appendix I - Intrawell
Plant Scherer Client: Southern Company Data: Scherer PAC-CCR

Within Limit

Prediction Limit
Intrawell Non-parametric

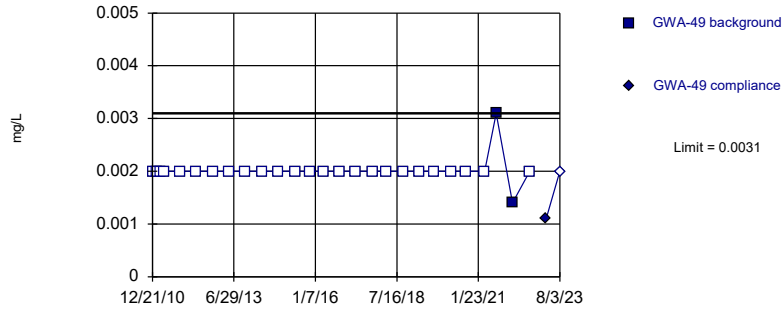


Non-parametric test used in lieu of parametric prediction limit because censored data exceeded 50%. Limit is highest of 26 background values. 61.54% NDs. Well-constituent pair annual alpha = 0.005327. Individual comparison alpha = 0.002667 (1 of 2).

Constituent: Copper, Total Analysis Run 9/29/2023 4:35 PM View: Appendix I - Intrawell
Plant Scherer Client: Southern Company Data: Scherer PAC-CCR

Within Limit

Prediction Limit Intrawell Non-parametric

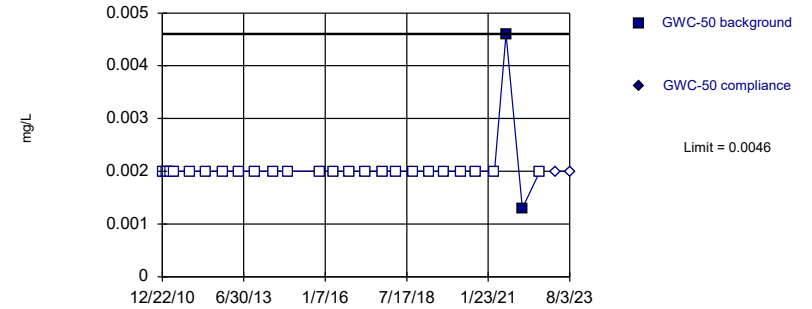


Non-parametric test used in lieu of parametric prediction limit because censored data exceeded 50%. Limit is highest of 27 background values. 92.59% NDs. Well-constituent pair annual alpha = 0.004998. Individual comparison alpha = 0.002502 (1 of 2).

Constituent: Copper, Total Analysis Run 9/29/2023 4:35 PM View: Appendix I - Intrawell
Plant Scherer Client: Southern Company Data: Scherer PAC-CCR

Within Limit

Prediction Limit Intrawell Non-parametric

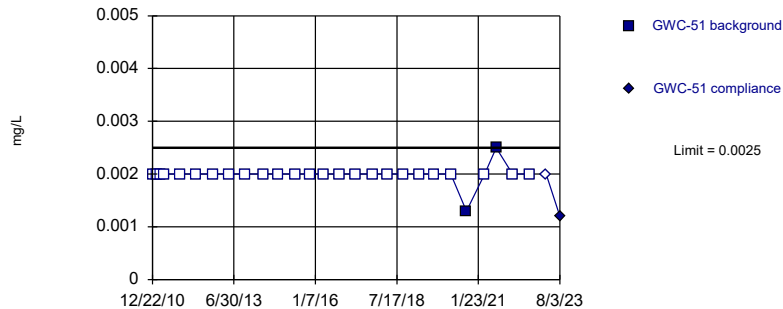


Non-parametric test used in lieu of parametric prediction limit because censored data exceeded 50%. Limit is highest of 26 background values. 92.31% NDs. Well-constituent pair annual alpha = 0.005327. Individual comparison alpha = 0.002667 (1 of 2).

Constituent: Copper, Total Analysis Run 9/29/2023 4:35 PM View: Appendix I - Intrawell
Plant Scherer Client: Southern Company Data: Scherer PAC-CCR

Within Limit

Prediction Limit Intrawell Non-parametric

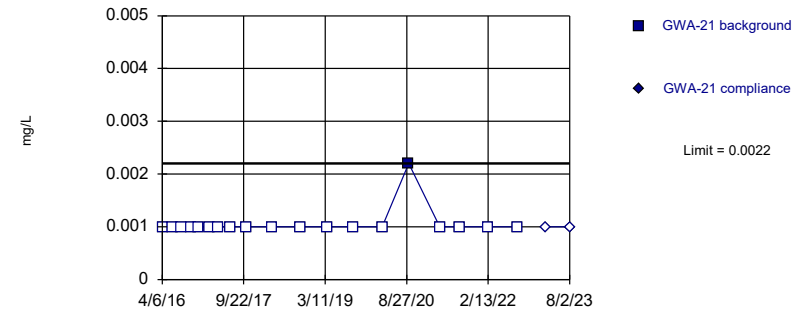


Non-parametric test used in lieu of parametric prediction limit because censored data exceeded 50%. Limit is highest of 27 background values. 92.59% NDs. Well-constituent pair annual alpha = 0.004998. Individual comparison alpha = 0.002502 (1 of 2).

Constituent: Copper, Total Analysis Run 9/29/2023 4:35 PM View: Appendix I - Intrawell
Plant Scherer Client: Southern Company Data: Scherer PAC-CCR

Within Limit

Prediction Limit Intrawell Non-parametric

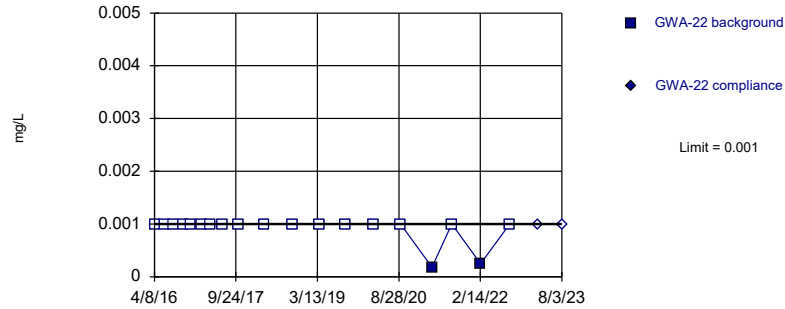


Non-parametric test used in lieu of parametric prediction limit because censored data exceeded 50%. Limit is highest of 19 background values. 94.74% NDs. Well-constituent pair annual alpha = 0.009641. Individual comparison alpha = 0.004832 (1 of 2).

Constituent: Lead, Total Analysis Run 9/29/2023 4:35 PM View: Appendix I - Intrawell
Plant Scherer Client: Southern Company Data: Scherer PAC-CCR

Within Limit

Prediction Limit
Intrawell Non-parametric

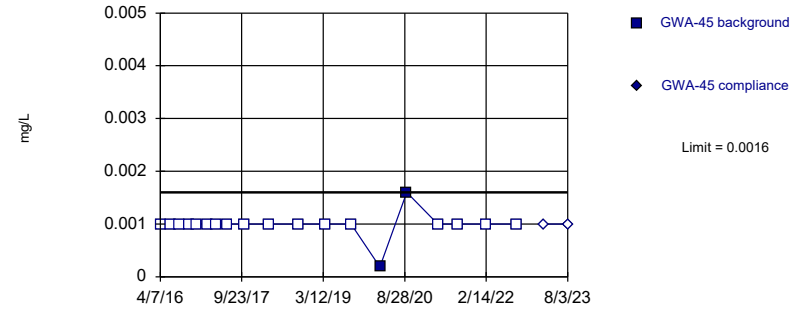


Non-parametric test used in lieu of parametric prediction limit because censored data exceeded 50%. Limit is highest of 19 background values. 89.47% NDs. Well-constituent pair annual alpha = 0.009641. Individual comparison alpha = 0.004832 (1 of 2).

Constituent: Lead, Total Analysis Run 9/29/2023 4:35 PM View: Appendix I - Intrawell
Plant Scherer Client: Southern Company Data: Scherer PAC-CCR

Within Limit

Prediction Limit
Intrawell Non-parametric

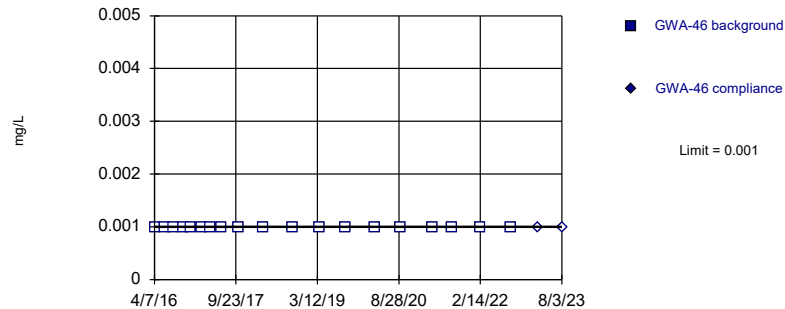


Non-parametric test used in lieu of parametric prediction limit because censored data exceeded 50%. Limit is highest of 19 background values. 89.47% NDs. Well-constituent pair annual alpha = 0.009641. Individual comparison alpha = 0.004832 (1 of 2).

Constituent: Lead, Total Analysis Run 9/29/2023 4:35 PM View: Appendix I - Intrawell
Plant Scherer Client: Southern Company Data: Scherer PAC-CCR

Within Limit

Prediction Limit
Intrawell Non-parametric

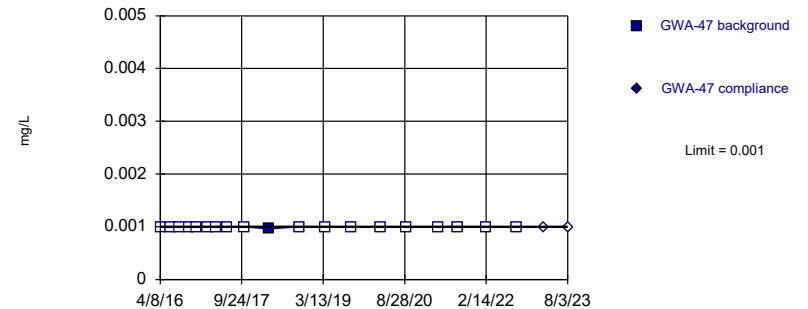


Non-parametric test used in lieu of parametric prediction limit because censored data exceeded 50%. All background values (n = 19) were censored; limit is most recent reporting limit. Well-constituent pair annual alpha = 0.009641. Individual comparison alpha = 0.004832 (1 of 2).

Constituent: Lead, Total Analysis Run 9/29/2023 4:35 PM View: Appendix I - Intrawell
Plant Scherer Client: Southern Company Data: Scherer PAC-CCR

Within Limit

Prediction Limit
Intrawell Non-parametric

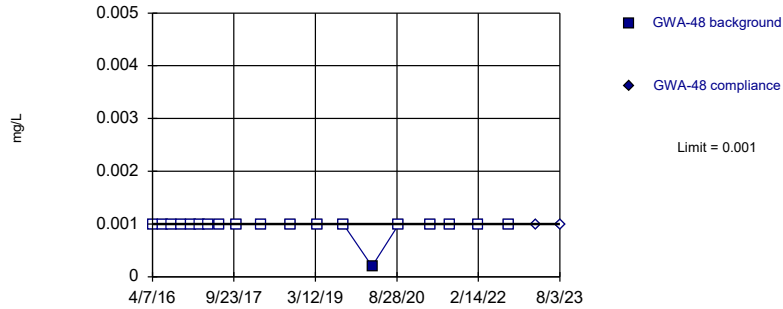


Non-parametric test used in lieu of parametric prediction limit because censored data exceeded 50%. Limit is highest of 19 background values. 94.74% NDs. Well-constituent pair annual alpha = 0.009641. Individual comparison alpha = 0.004832 (1 of 2).

Constituent: Lead, Total Analysis Run 9/29/2023 4:35 PM View: Appendix I - Intrawell
Plant Scherer Client: Southern Company Data: Scherer PAC-CCR

Within Limit

Prediction Limit
Intrawell Non-parametric

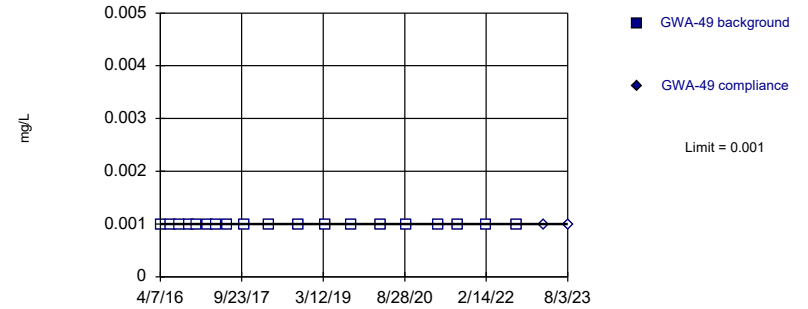


Non-parametric test used in lieu of parametric prediction limit because censored data exceeded 50%. Limit is highest of 19 background values. 94.74% NDs. Well-constituent pair annual alpha = 0.009641. Individual comparison alpha = 0.004832 (1 of 2).

Constituent: Lead, Total Analysis Run 9/29/2023 4:35 PM View: Appendix I - Intrawell
Plant Scherer Client: Southern Company Data: Scherer PAC-CCR

Within Limit

Prediction Limit
Intrawell Non-parametric

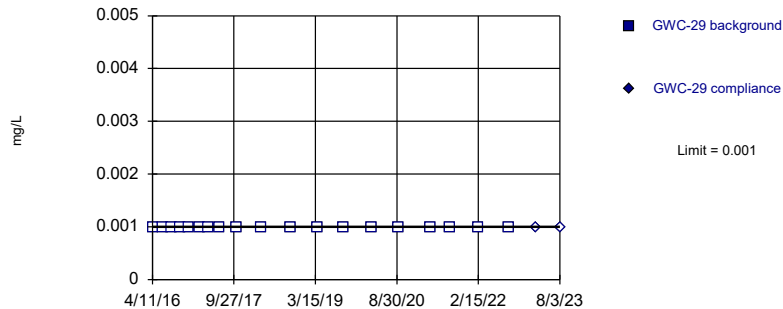


Non-parametric test used in lieu of parametric prediction limit because censored data exceeded 50%. All background values (n = 19) were censored; limit is most recent reporting limit. Well-constituent pair annual alpha = 0.009641. Individual comparison alpha = 0.004832 (1 of 2).

Constituent: Lead, Total Analysis Run 9/29/2023 4:35 PM View: Appendix I - Intrawell
Plant Scherer Client: Southern Company Data: Scherer PAC-CCR

Within Limit

Prediction Limit
Intrawell Non-parametric

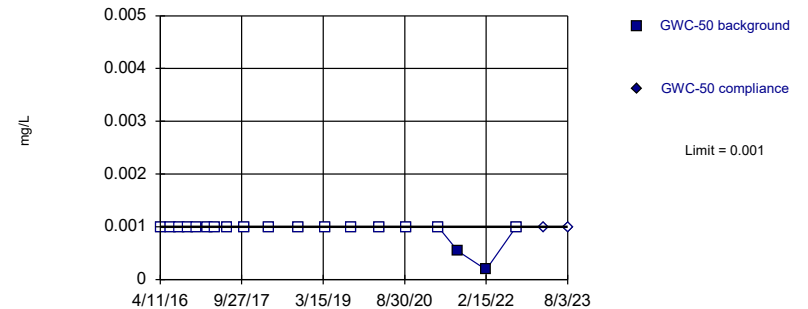


Non-parametric test used in lieu of parametric prediction limit because censored data exceeded 50%. All background values (n = 19) were censored; limit is most recent reporting limit. Well-constituent pair annual alpha = 0.009641. Individual comparison alpha = 0.004832 (1 of 2).

Constituent: Lead, Total Analysis Run 9/29/2023 4:35 PM View: Appendix I - Intrawell
Plant Scherer Client: Southern Company Data: Scherer PAC-CCR

Within Limit

Prediction Limit
Intrawell Non-parametric

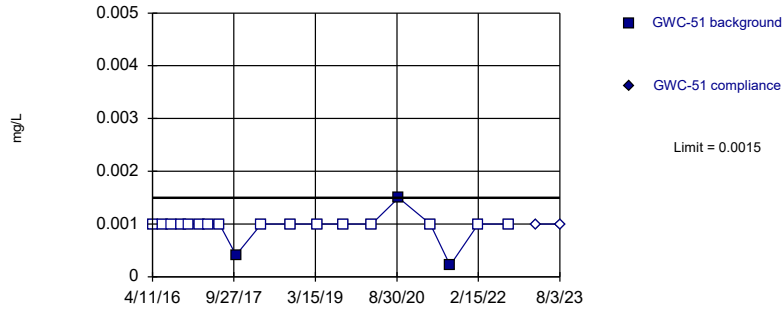


Non-parametric test used in lieu of parametric prediction limit because censored data exceeded 50%. Limit is highest of 19 background values. 89.47% NDs. Well-constituent pair annual alpha = 0.009641. Individual comparison alpha = 0.004832 (1 of 2).

Constituent: Lead, Total Analysis Run 9/29/2023 4:35 PM View: Appendix I - Intrawell
Plant Scherer Client: Southern Company Data: Scherer PAC-CCR

Within Limit

Prediction Limit
Intrawell Non-parametric

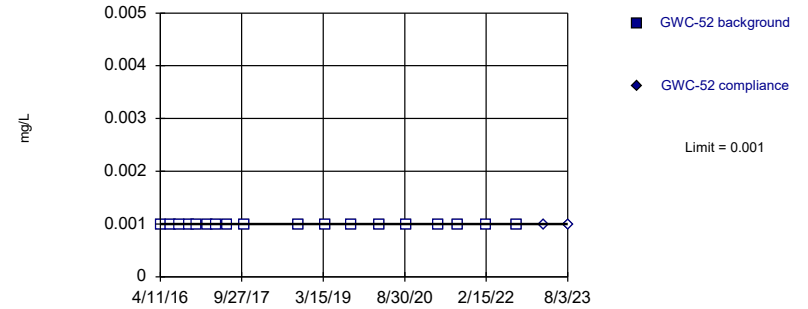


Non-parametric test used in lieu of parametric prediction limit because censored data exceeded 50%. Limit is highest of 19 background values. 84.21% NDs. Well-constituent pair annual alpha = 0.009641. Individual comparison alpha = 0.004832 (1 of 2).

Constituent: Lead, Total Analysis Run 9/29/2023 4:35 PM View: Appendix I - Intrawell
Plant Scherer Client: Southern Company Data: Scherer PAC-CCR

Within Limit

Prediction Limit
Intrawell Non-parametric

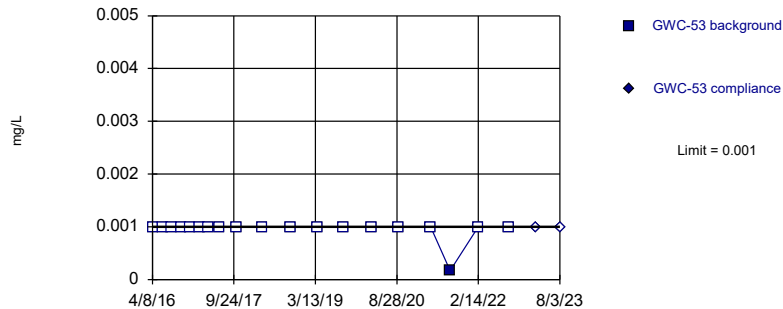


Non-parametric test used in lieu of parametric prediction limit because censored data exceeded 50%. All background values (n = 18) were censored; limit is most recent reporting limit. Well-constituent pair annual alpha = 0.01072. Individual comparison alpha = 0.005373 (1 of 2).

Constituent: Lead, Total Analysis Run 9/29/2023 4:35 PM View: Appendix I - Intrawell
Plant Scherer Client: Southern Company Data: Scherer PAC-CCR

Within Limit

Prediction Limit
Intrawell Non-parametric

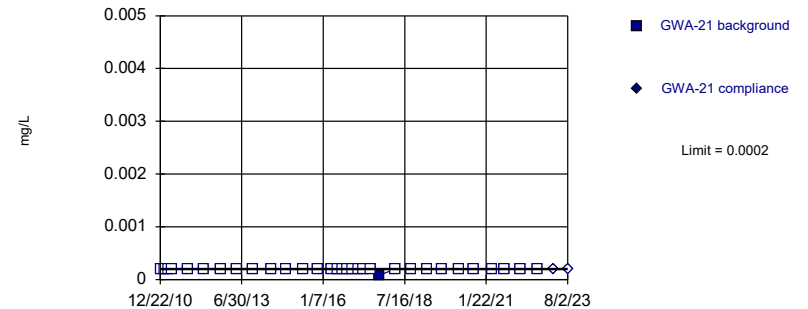


Non-parametric test used in lieu of parametric prediction limit because censored data exceeded 50%. Limit is highest of 19 background values. 94.74% NDs. Well-constituent pair annual alpha = 0.009641. Individual comparison alpha = 0.004832 (1 of 2).

Constituent: Lead, Total Analysis Run 9/29/2023 4:35 PM View: Appendix I - Intrawell
Plant Scherer Client: Southern Company Data: Scherer PAC-CCR

Within Limit

Prediction Limit
Intrawell Non-parametric

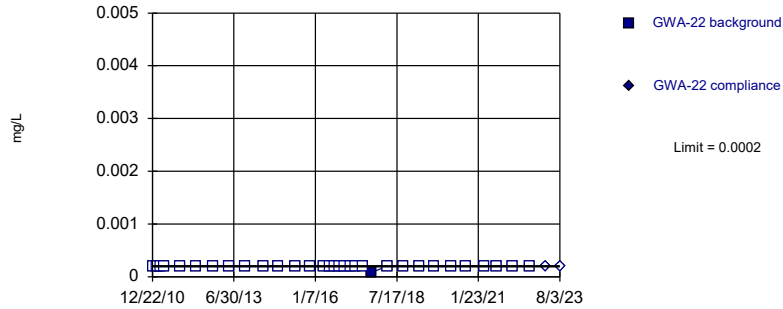


Non-parametric test used in lieu of parametric prediction limit because censored data exceeded 50%. Limit is highest of 32 background values. 96.88% NDs. Well-constituent pair annual alpha = 0.003603. Individual comparison alpha = 0.001803 (1 of 2).

Constituent: Mercury, Total Analysis Run 9/29/2023 4:35 PM View: Appendix I - Intrawell
Plant Scherer Client: Southern Company Data: Scherer PAC-CCR

Within Limit

Prediction Limit Intrawell Non-parametric

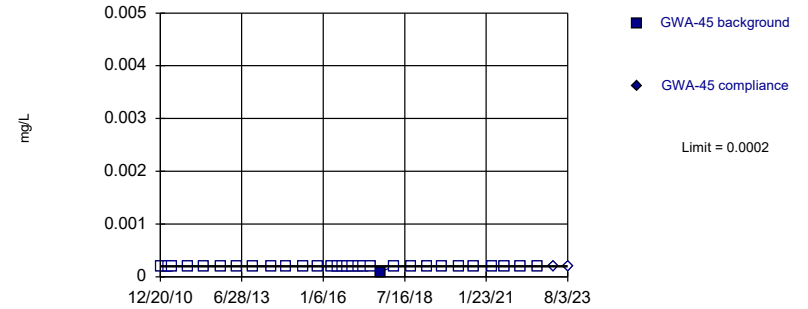


Non-parametric test used in lieu of parametric prediction limit because censored data exceeded 50%. Limit is highest of 32 background values. 96.88% NDs. Well-constituent pair annual alpha = 0.003603. Individual comparison alpha = 0.001803 (1 of 2).

Constituent: Mercury, Total Analysis Run 9/29/2023 4:35 PM View: Appendix I - Intrawell
Plant Scherer Client: Southern Company Data: Scherer PAC-CCR

Within Limit

Prediction Limit Intrawell Non-parametric

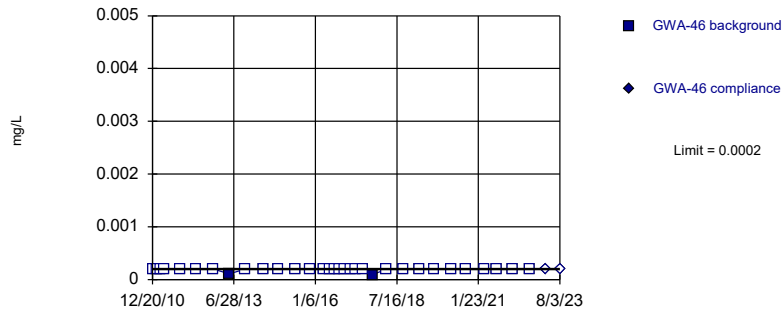


Non-parametric test used in lieu of parametric prediction limit because censored data exceeded 50%. Limit is highest of 32 background values. 96.88% NDs. Well-constituent pair annual alpha = 0.003603. Individual comparison alpha = 0.001803 (1 of 2).

Constituent: Mercury, Total Analysis Run 9/29/2023 4:35 PM View: Appendix I - Intrawell
Plant Scherer Client: Southern Company Data: Scherer PAC-CCR

Within Limit

Prediction Limit Intrawell Non-parametric

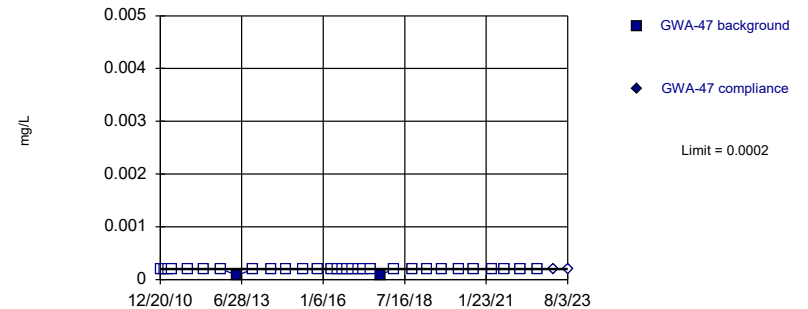


Non-parametric test used in lieu of parametric prediction limit because censored data exceeded 50%. Limit is highest of 32 background values. 93.75% NDs. Well-constituent pair annual alpha = 0.003603. Individual comparison alpha = 0.001803 (1 of 2).

Constituent: Mercury, Total Analysis Run 9/29/2023 4:35 PM View: Appendix I - Intrawell
Plant Scherer Client: Southern Company Data: Scherer PAC-CCR

Within Limit

Prediction Limit Intrawell Non-parametric

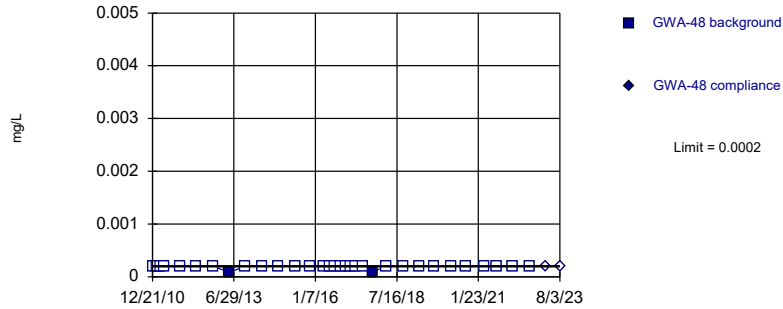


Non-parametric test used in lieu of parametric prediction limit because censored data exceeded 50%. Limit is highest of 32 background values. 93.75% NDs. Well-constituent pair annual alpha = 0.003603. Individual comparison alpha = 0.001803 (1 of 2).

Constituent: Mercury, Total Analysis Run 9/29/2023 4:35 PM View: Appendix I - Intrawell
Plant Scherer Client: Southern Company Data: Scherer PAC-CCR

Within Limit

Prediction Limit Intrawell Non-parametric

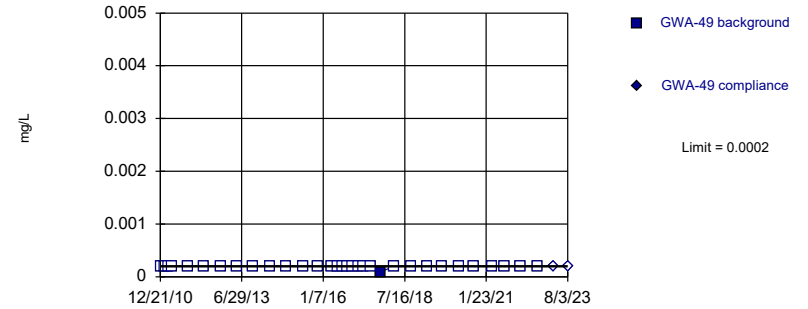


Non-parametric test used in lieu of parametric prediction limit because censored data exceeded 50%. Limit is highest of 32 background values. 93.75% NDs. Well-constituent pair annual alpha = 0.003603. Individual comparison alpha = 0.001803 (1 of 2).

Constituent: Mercury, Total Analysis Run 9/29/2023 4:35 PM View: Appendix I - Intrawell
Plant Scherer Client: Southern Company Data: Scherer PAC-CCR

Within Limit

Prediction Limit Intrawell Non-parametric

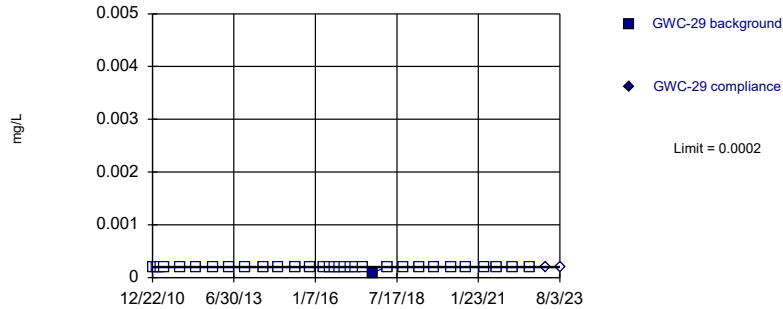


Non-parametric test used in lieu of parametric prediction limit because censored data exceeded 50%. Limit is highest of 32 background values. 96.88% NDs. Well-constituent pair annual alpha = 0.003603. Individual comparison alpha = 0.001803 (1 of 2).

Constituent: Mercury, Total Analysis Run 9/29/2023 4:35 PM View: Appendix I - Intrawell
Plant Scherer Client: Southern Company Data: Scherer PAC-CCR

Within Limit

Prediction Limit Intrawell Non-parametric

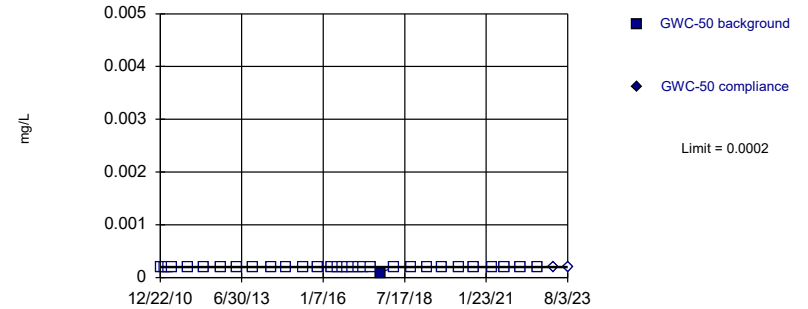


Non-parametric test used in lieu of parametric prediction limit because censored data exceeded 50%. Limit is highest of 32 background values. 96.88% NDs. Well-constituent pair annual alpha = 0.003603. Individual comparison alpha = 0.001803 (1 of 2).

Constituent: Mercury, Total Analysis Run 9/29/2023 4:35 PM View: Appendix I - Intrawell
Plant Scherer Client: Southern Company Data: Scherer PAC-CCR

Within Limit

Prediction Limit Intrawell Non-parametric

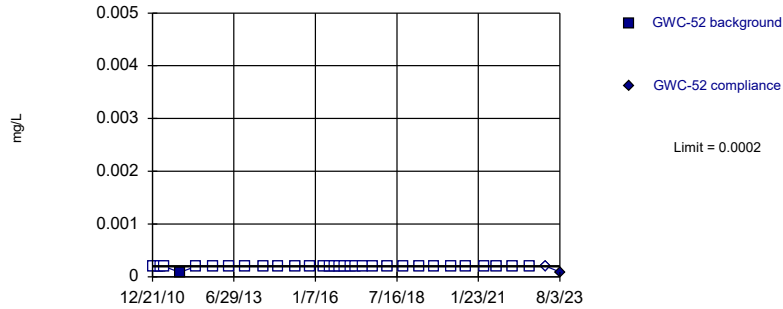


Non-parametric test used in lieu of parametric prediction limit because censored data exceeded 50%. Limit is highest of 32 background values. 96.88% NDs. Well-constituent pair annual alpha = 0.003603. Individual comparison alpha = 0.001803 (1 of 2).

Constituent: Mercury, Total Analysis Run 9/29/2023 4:35 PM View: Appendix I - Intrawell
Plant Scherer Client: Southern Company Data: Scherer PAC-CCR

Within Limit

Prediction Limit
Intrawell Non-parametric

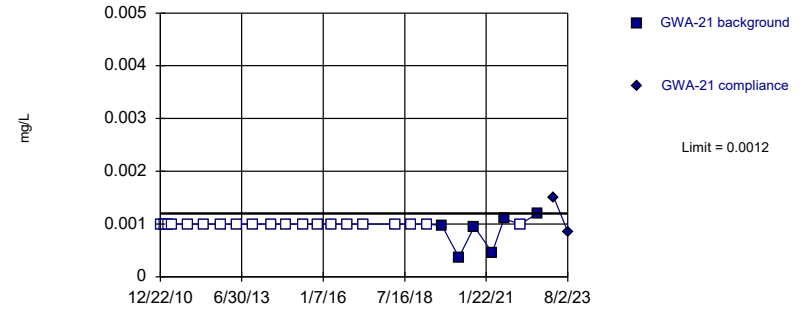


Non-parametric test used in lieu of parametric prediction limit because censored data exceeded 50%. Limit is highest of 32 background values. 96.88% NDs. Well-constituent pair annual alpha = 0.003603. Individual comparison alpha = 0.001803 (1 of 2).

Constituent: Mercury, Total Analysis Run 9/29/2023 4:35 PM View: Appendix I - Intrawell
Plant Scherer Client: Southern Company Data: Scherer PAC-CCR

Within Limit

Prediction Limit
Intrawell Non-parametric

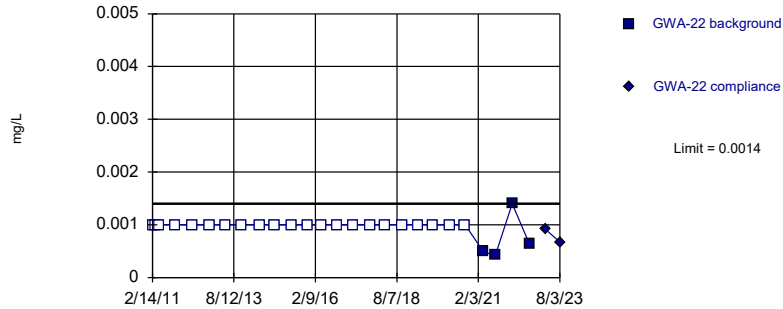


Non-parametric test used in lieu of parametric prediction limit because censored data exceeded 50%. Limit is highest of 26 background values. 76.92% NDs. Well-constituent pair annual alpha = 0.005327. Individual comparison alpha = 0.002667 (1 of 2).

Constituent: Nickel, Total Analysis Run 9/29/2023 4:35 PM View: Appendix I - Intrawell
Plant Scherer Client: Southern Company Data: Scherer PAC-CCR

Within Limit

Prediction Limit
Intrawell Non-parametric

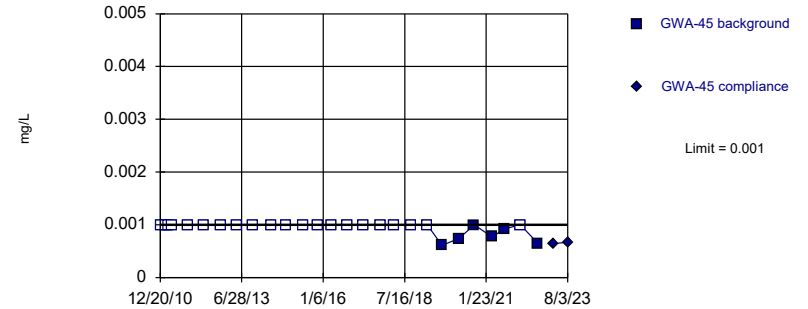


Non-parametric test used in lieu of parametric prediction limit because censored data exceeded 50%. Limit is highest of 26 background values. 84.62% NDs. Well-constituent pair annual alpha = 0.005327. Individual comparison alpha = 0.002667 (1 of 2).

Constituent: Nickel, Total Analysis Run 9/29/2023 4:36 PM View: Appendix I - Intrawell
Plant Scherer Client: Southern Company Data: Scherer PAC-CCR

Within Limit

Prediction Limit
Intrawell Non-parametric

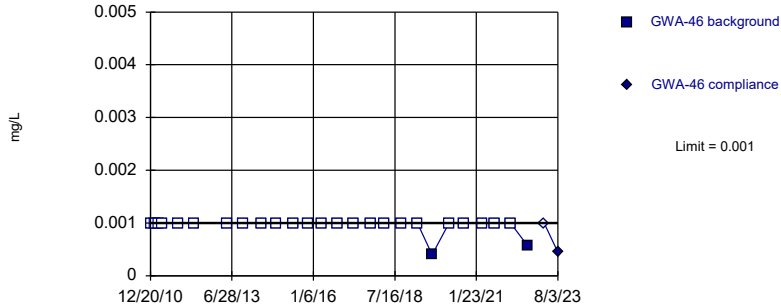


Non-parametric test used in lieu of parametric prediction limit because censored data exceeded 50%. Limit is highest of 27 background values. 77.78% NDs. Well-constituent pair annual alpha = 0.004998. Individual comparison alpha = 0.002502 (1 of 2).

Constituent: Nickel, Total Analysis Run 9/29/2023 4:36 PM View: Appendix I - Intrawell
Plant Scherer Client: Southern Company Data: Scherer PAC-CCR

Within Limit

Prediction Limit
Intrawell Non-parametric

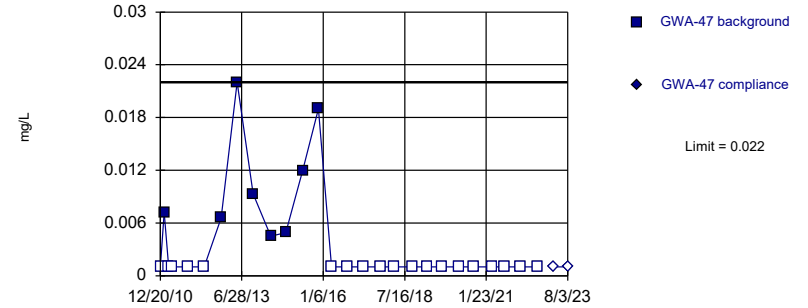


Non-parametric test used in lieu of parametric prediction limit because censored data exceeded 50%. Limit is highest of 26 background values. 92.31% NDs. Well-constituent pair annual alpha = 0.005327. Individual comparison alpha = 0.002667 (1 of 2).

Constituent: Nickel, Total Analysis Run 9/29/2023 4:36 PM View: Appendix I - Intrawell
Plant Scherer Client: Southern Company Data: Scherer PAC-CCR

Within Limit

Prediction Limit
Intrawell Non-parametric

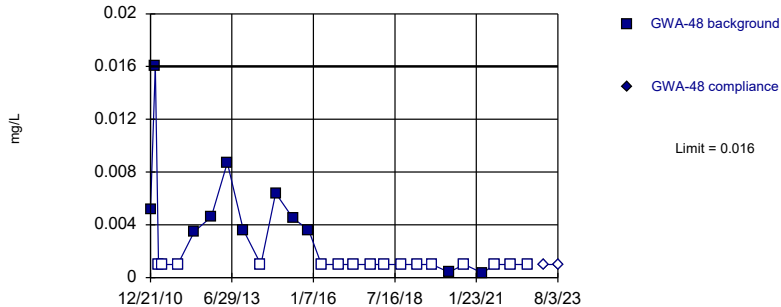


Non-parametric test used in lieu of parametric prediction limit because censored data exceeded 50%. Limit is highest of 27 background values. 70.37% NDs. Well-constituent pair annual alpha = 0.004998. Individual comparison alpha = 0.002502 (1 of 2).

Constituent: Nickel, Total Analysis Run 9/29/2023 4:36 PM View: Appendix I - Intrawell
Plant Scherer Client: Southern Company Data: Scherer PAC-CCR

Within Limit

Prediction Limit
Intrawell Non-parametric

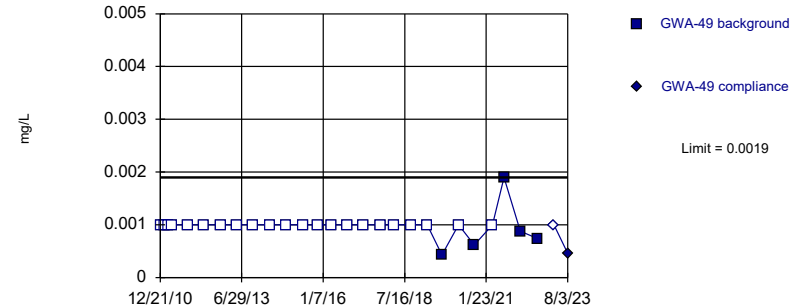


Non-parametric test used in lieu of parametric prediction limit because censored data exceeded 50%. Limit is highest of 27 background values. 59.26% NDs. Well-constituent pair annual alpha = 0.004998. Individual comparison alpha = 0.002502 (1 of 2).

Constituent: Nickel, Total Analysis Run 9/29/2023 4:36 PM View: Appendix I - Intrawell
Plant Scherer Client: Southern Company Data: Scherer PAC-CCR

Within Limit

Prediction Limit
Intrawell Non-parametric

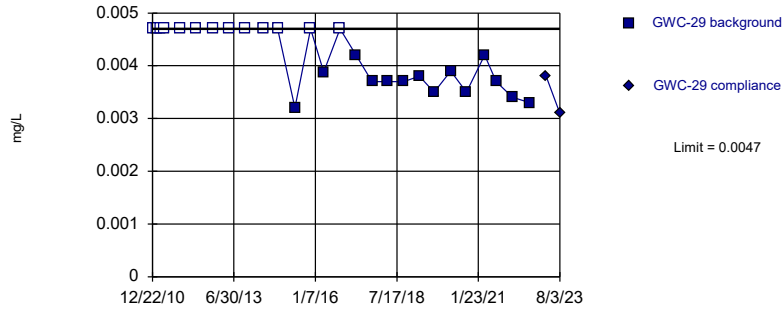


Non-parametric test used in lieu of parametric prediction limit because censored data exceeded 50%. Limit is highest of 27 background values. 81.48% NDs. Well-constituent pair annual alpha = 0.004998. Individual comparison alpha = 0.002502 (1 of 2).

Constituent: Nickel, Total Analysis Run 9/29/2023 4:36 PM View: Appendix I - Intrawell
Plant Scherer Client: Southern Company Data: Scherer PAC-CCR

Within Limit

Prediction Limit
Intrawell Non-parametric

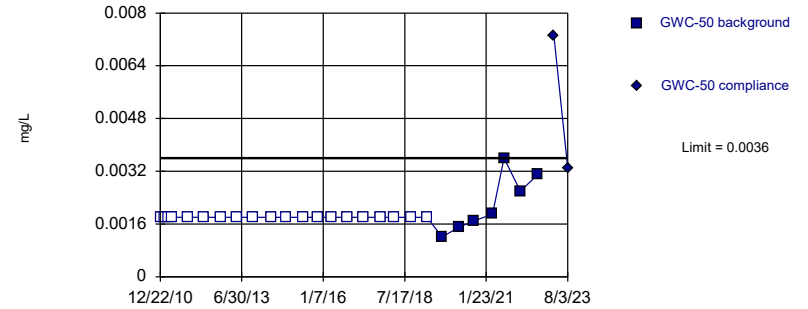


Non-parametric test used in lieu of parametric prediction limit because the Shapiro Wilk normality test showed the data to be non-normal at the 0.01 alpha level. Limit is highest of 27 background values. 48.15% NDs. Well-constituent pair annual alpha = 0.004998. Individual comparison alpha = 0.002502 (1 of 2).

Constituent: Nickel, Total Analysis Run 9/29/2023 4:36 PM View: Appendix I - Intrawell
Plant Scherer Client: Southern Company Data: Scherer PAC-CCR

Within Limit

Prediction Limit
Intrawell Non-parametric

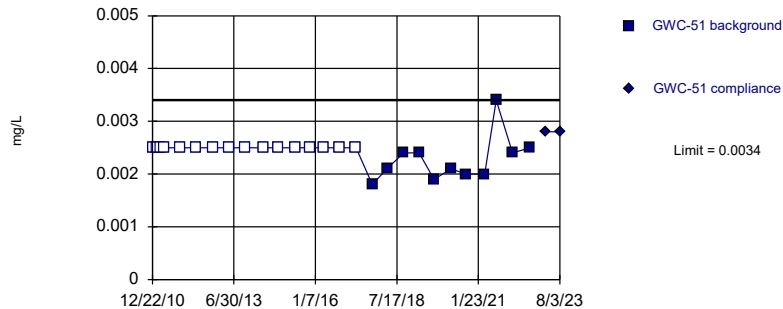


Non-parametric test used in lieu of parametric prediction limit because censored data exceeded 50%. Limit is highest of 27 background values. 74.07% NDs. Well-constituent pair annual alpha = 0.004998. Individual comparison alpha = 0.002502 (1 of 2).

Constituent: Nickel, Total Analysis Run 9/29/2023 4:36 PM View: Appendix I - Intrawell
Plant Scherer Client: Southern Company Data: Scherer PAC-CCR

Within Limit

Prediction Limit
Intrawell Non-parametric

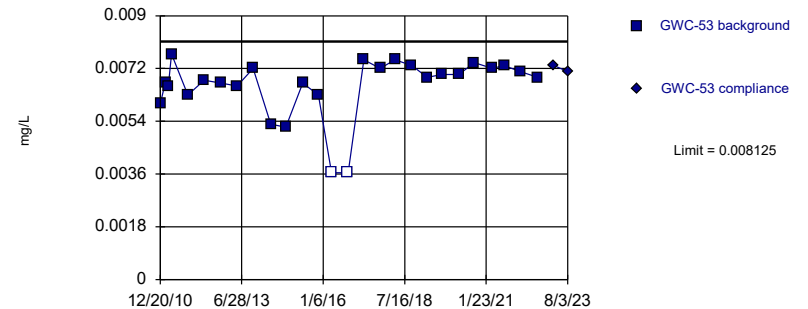


Non-parametric test used in lieu of parametric prediction limit because censored data exceeded 50%. Limit is highest of 27 background values. 59.26% NDs. Well-constituent pair annual alpha = 0.004998. Individual comparison alpha = 0.002502 (1 of 2).

Constituent: Nickel, Total Analysis Run 9/29/2023 4:36 PM View: Appendix I - Intrawell
Plant Scherer Client: Southern Company Data: Scherer PAC-CCR

Within Limit

Prediction Limit
Intrawell Parametric

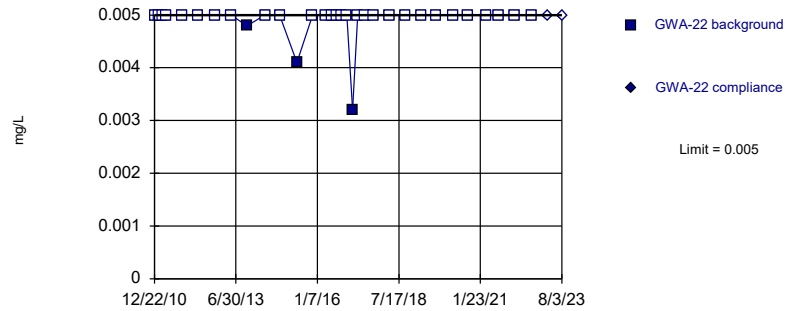


Background Data Summary (based on cube transformation): Mean=3.0e-7, Std. Dev.=1.1e-7, n=27, 7.407% NDs. Normality test: Shapiro Wilk @alpha = 0.01, calculated = 0.8997, critical = 0.894. Kappa = 2.193 (c=15, w=5, 1 of 2, event alpha = 0.05132). Report alpha = 0.0007022.

Constituent: Nickel, Total Analysis Run 9/29/2023 4:36 PM View: Appendix I - Intrawell
Plant Scherer Client: Southern Company Data: Scherer PAC-CCR

Within Limit

Prediction Limit Intrawell Non-parametric

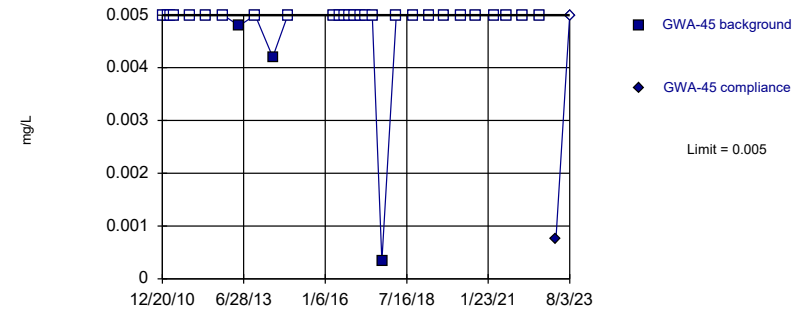


Non-parametric test used in lieu of parametric prediction limit because censored data exceeded 50%. Limit is highest of 32 background values. 90.63% NDs. Well-constituent pair annual alpha = 0.003603. Individual comparison alpha = 0.001803 (1 of 2).

Constituent: Selenium, Total Analysis Run 9/29/2023 4:36 PM View: Appendix I - Intrawell
Plant Scherer Client: Southern Company Data: Scherer PAC-CCR

Within Limit

Prediction Limit Intrawell Non-parametric

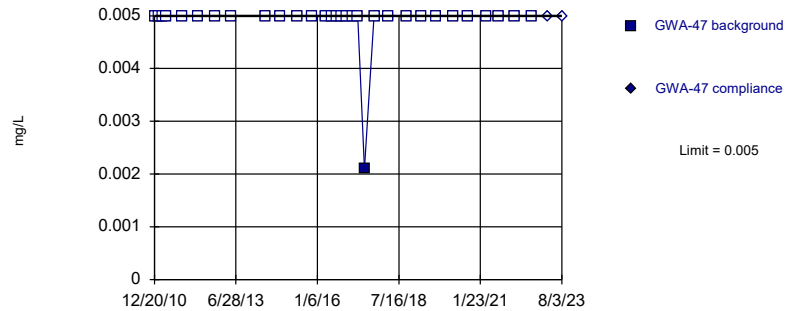


Non-parametric test used in lieu of parametric prediction limit because censored data exceeded 50%. Limit is highest of 30 background values. 90% NDs. Well-constituent pair annual alpha = 0.004011. Individual comparison alpha = 0.002008 (1 of 2).

Constituent: Selenium, Total Analysis Run 9/29/2023 4:36 PM View: Appendix I - Intrawell
Plant Scherer Client: Southern Company Data: Scherer PAC-CCR

Within Limit

Prediction Limit Intrawell Non-parametric

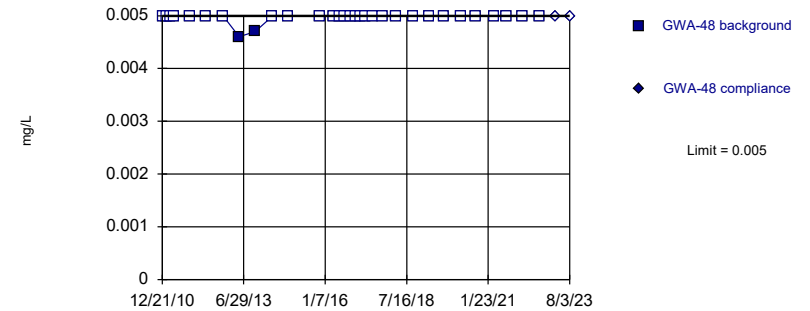


Non-parametric test used in lieu of parametric prediction limit because censored data exceeded 50%. Limit is highest of 31 background values. 96.77% NDs. Well-constituent pair annual alpha = 0.003807. Individual comparison alpha = 0.001905 (1 of 2).

Constituent: Selenium, Total Analysis Run 9/29/2023 4:36 PM View: Appendix I - Intrawell
Plant Scherer Client: Southern Company Data: Scherer PAC-CCR

Within Limit

Prediction Limit Intrawell Non-parametric

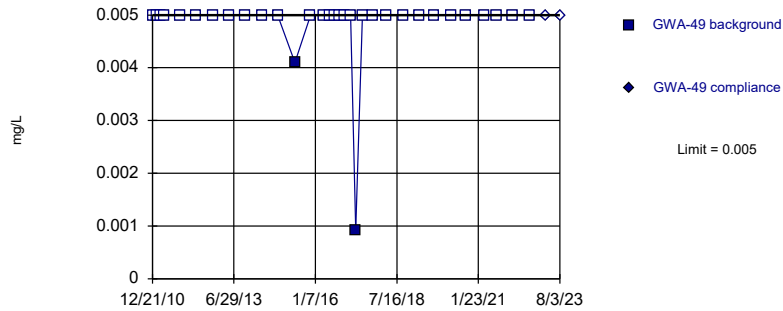


Non-parametric test used in lieu of parametric prediction limit because censored data exceeded 50%. Limit is highest of 31 background values. 93.55% NDs. Well-constituent pair annual alpha = 0.003807. Individual comparison alpha = 0.001905 (1 of 2).

Constituent: Selenium, Total Analysis Run 9/29/2023 4:36 PM View: Appendix I - Intrawell
Plant Scherer Client: Southern Company Data: Scherer PAC-CCR

Within Limit

Prediction Limit
Intrawell Non-parametric

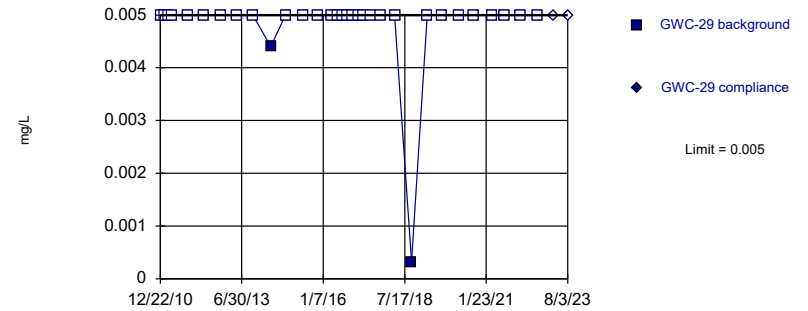


Non-parametric test used in lieu of parametric prediction limit because censored data exceeded 50%. Limit is highest of 32 background values. 93.75% NDs. Well-constituent pair annual alpha = 0.003603. Individual comparison alpha = 0.001803 (1 of 2).

Constituent: Selenium, Total Analysis Run 9/29/2023 4:36 PM View: Appendix I - Intrawell
Plant Scherer Client: Southern Company Data: Scherer PAC-CCR

Within Limit

Prediction Limit
Intrawell Non-parametric

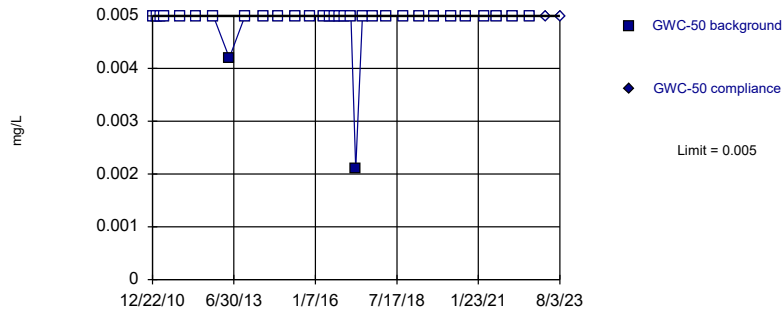


Non-parametric test used in lieu of parametric prediction limit because censored data exceeded 50%. Limit is highest of 32 background values. 93.75% NDs. Well-constituent pair annual alpha = 0.003603. Individual comparison alpha = 0.001803 (1 of 2).

Constituent: Selenium, Total Analysis Run 9/29/2023 4:36 PM View: Appendix I - Intrawell
Plant Scherer Client: Southern Company Data: Scherer PAC-CCR

Within Limit

Prediction Limit
Intrawell Non-parametric

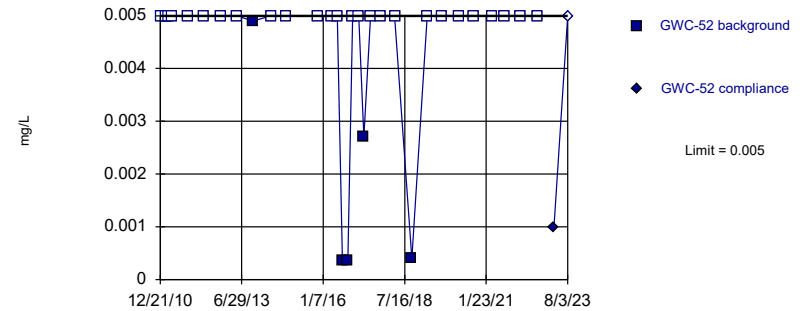


Non-parametric test used in lieu of parametric prediction limit because censored data exceeded 50%. Limit is highest of 32 background values. 93.75% NDs. Well-constituent pair annual alpha = 0.003603. Individual comparison alpha = 0.001803 (1 of 2).

Constituent: Selenium, Total Analysis Run 9/29/2023 4:36 PM View: Appendix I - Intrawell
Plant Scherer Client: Southern Company Data: Scherer PAC-CCR

Within Limit

Prediction Limit
Intrawell Non-parametric

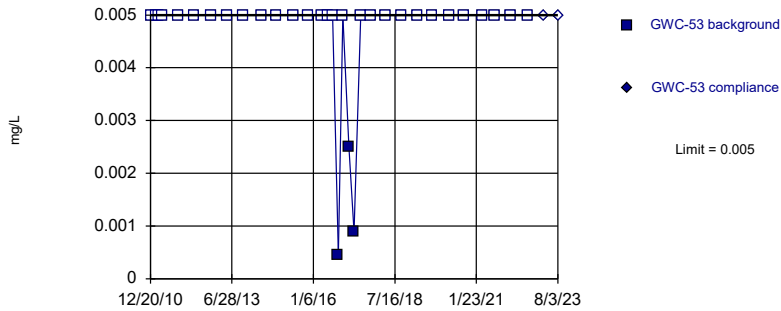


Non-parametric test used in lieu of parametric prediction limit because censored data exceeded 50%. Limit is highest of 31 background values. 83.87% NDs. Well-constituent pair annual alpha = 0.003807. Individual comparison alpha = 0.001905 (1 of 2).

Constituent: Selenium, Total Analysis Run 9/29/2023 4:36 PM View: Appendix I - Intrawell
Plant Scherer Client: Southern Company Data: Scherer PAC-CCR

Within Limit

Prediction Limit
Intrawell Non-parametric

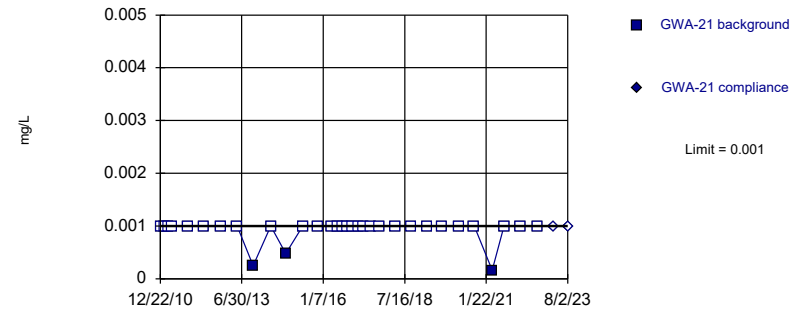


Non-parametric test used in lieu of parametric prediction limit because censored data exceeded 50%. Limit is highest of 32 background values. 90.63% NDs. Well-constituent pair annual alpha = 0.003603. Individual comparison alpha = 0.001803 (1 of 2).

Constituent: Selenium, Total Analysis Run 9/29/2023 4:36 PM View: Appendix I - Intrawell
Plant Scherer Client: Southern Company Data: Scherer PAC-CCR

Within Limit

Prediction Limit
Intrawell Non-parametric

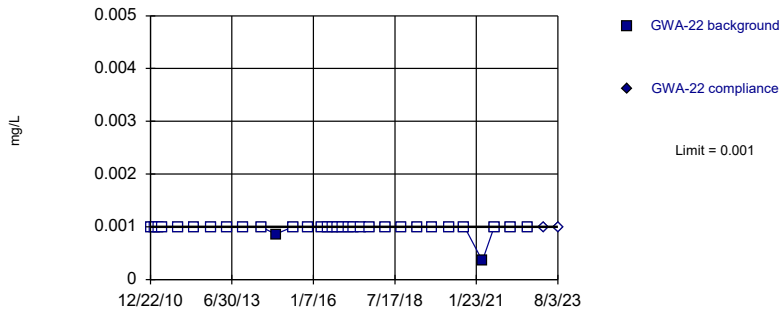


Non-parametric test used in lieu of parametric prediction limit because censored data exceeded 50%. Limit is highest of 32 background values. 90.63% NDs. Well-constituent pair annual alpha = 0.003603. Individual comparison alpha = 0.001803 (1 of 2).

Constituent: Thallium, Total Analysis Run 9/29/2023 4:36 PM View: Appendix I - Intrawell
Plant Scherer Client: Southern Company Data: Scherer PAC-CCR

Within Limit

Prediction Limit
Intrawell Non-parametric

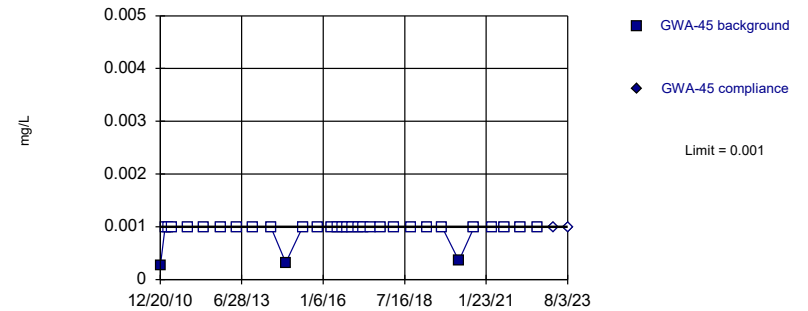


Non-parametric test used in lieu of parametric prediction limit because censored data exceeded 50%. Limit is highest of 32 background values. 93.75% NDs. Well-constituent pair annual alpha = 0.003603. Individual comparison alpha = 0.001803 (1 of 2).

Constituent: Thallium, Total Analysis Run 9/29/2023 4:36 PM View: Appendix I - Intrawell
Plant Scherer Client: Southern Company Data: Scherer PAC-CCR

Within Limit

Prediction Limit
Intrawell Non-parametric

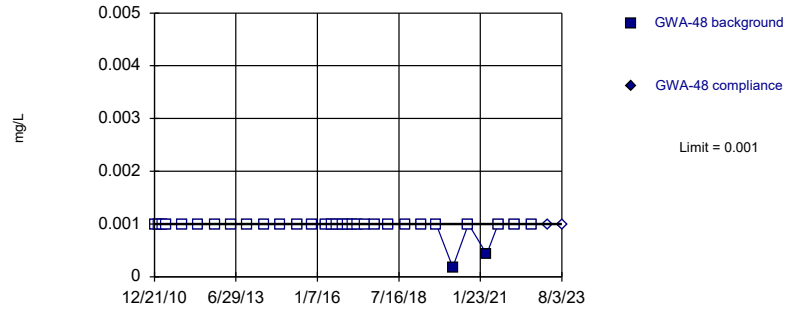


Non-parametric test used in lieu of parametric prediction limit because censored data exceeded 50%. Limit is highest of 32 background values. 90.63% NDs. Well-constituent pair annual alpha = 0.003603. Individual comparison alpha = 0.001803 (1 of 2).

Constituent: Thallium, Total Analysis Run 9/29/2023 4:36 PM View: Appendix I - Intrawell
Plant Scherer Client: Southern Company Data: Scherer PAC-CCR

Within Limit

Prediction Limit
Intrawell Non-parametric

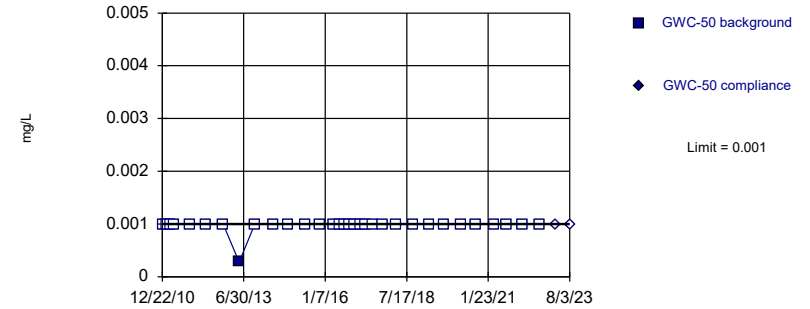


Non-parametric test used in lieu of parametric prediction limit because censored data exceeded 50%. Limit is highest of 32 background values. 93.75% NDs. Well-constituent pair annual alpha = 0.003603. Individual comparison alpha = 0.001803 (1 of 2).

Constituent: Thallium, Total Analysis Run 9/29/2023 4:36 PM View: Appendix I - Intrawell
Plant Scherer Client: Southern Company Data: Scherer PAC-CCR

Within Limit

Prediction Limit
Intrawell Non-parametric

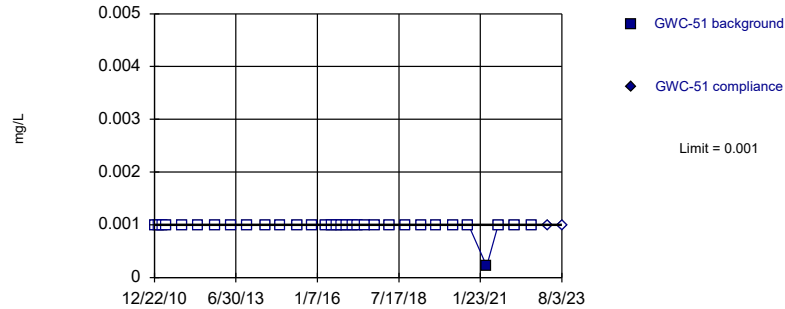


Non-parametric test used in lieu of parametric prediction limit because censored data exceeded 50%. Limit is highest of 32 background values. 96.88% NDs. Well-constituent pair annual alpha = 0.003603. Individual comparison alpha = 0.001803 (1 of 2).

Constituent: Thallium, Total Analysis Run 9/29/2023 4:36 PM View: Appendix I - Intrawell
Plant Scherer Client: Southern Company Data: Scherer PAC-CCR

Within Limit

Prediction Limit
Intrawell Non-parametric

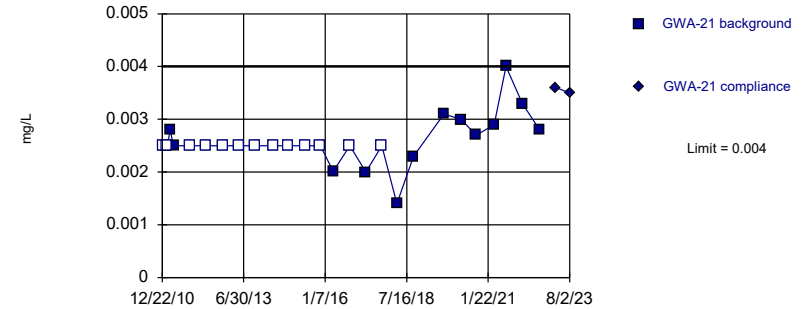


Non-parametric test used in lieu of parametric prediction limit because censored data exceeded 50%. Limit is highest of 32 background values. 96.88% NDs. Well-constituent pair annual alpha = 0.003603. Individual comparison alpha = 0.001803 (1 of 2).

Constituent: Thallium, Total Analysis Run 9/29/2023 4:36 PM View: Appendix I - Intrawell
Plant Scherer Client: Southern Company Data: Scherer PAC-CCR

Within Limit

Prediction Limit
Intrawell Non-parametric

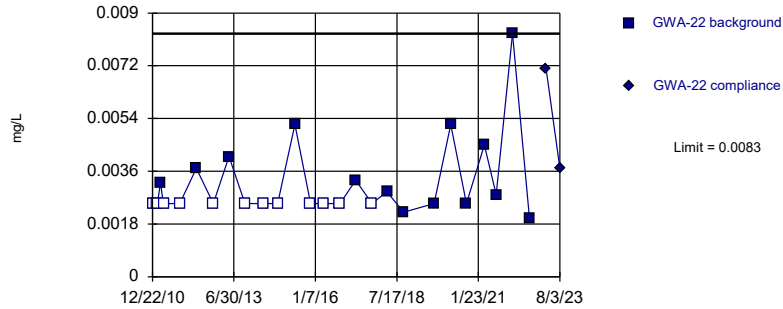


Non-parametric test used in lieu of parametric prediction limit because the Shapiro Wilk normality test showed the data to be non-normal at the 0.01 alpha level. Limit is highest of 26 background values. 50% NDs. Well-constituent pair annual alpha = 0.005327. Individual comparison alpha = 0.002667 (1 of 2).

Constituent: Vanadium, Total Analysis Run 9/29/2023 4:36 PM View: Appendix I - Intrawell
Plant Scherer Client: Southern Company Data: Scherer PAC-CCR

Within Limit

Prediction Limit
Intrawell Non-parametric

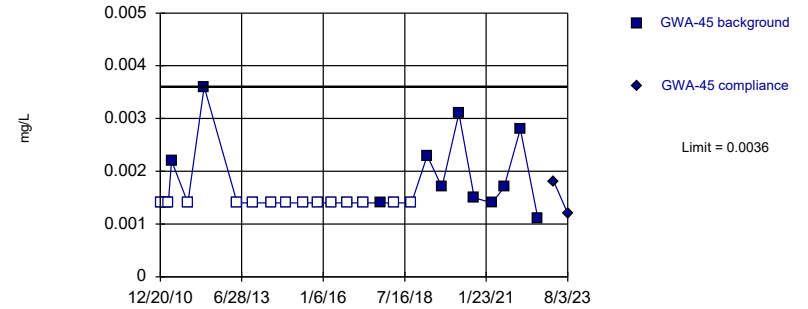


Non-parametric test used in lieu of parametric prediction limit because the Shapiro Wilk normality test showed the data to be non-normal at the 0.01 alpha level. Limit is highest of 26 background values. 46.15% NDs. Well-constituent pair annual alpha = 0.005327. Individual comparison alpha = 0.002667 (1 of 2).

Constituent: Vanadium, Total Analysis Run 9/29/2023 4:36 PM View: Appendix I - Intrawell
Plant Scherer Client: Southern Company Data: Scherer PAC-CCR

Within Limit

Prediction Limit
Intrawell Non-parametric

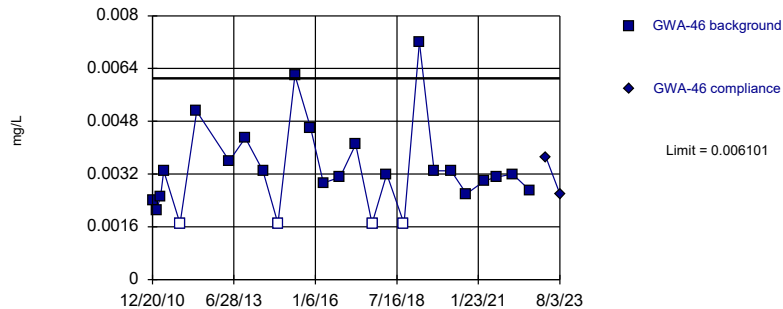


Non-parametric test used in lieu of parametric prediction limit because censored data exceeded 50%. Limit is highest of 26 background values. 57.69% NDs. Well-constituent pair annual alpha = 0.005327. Individual comparison alpha = 0.002667 (1 of 2).

Constituent: Vanadium, Total Analysis Run 9/29/2023 4:36 PM View: Appendix I - Intrawell
Plant Scherer Client: Southern Company Data: Scherer PAC-CCR

Within Limit

Prediction Limit
Intrawell Parametric

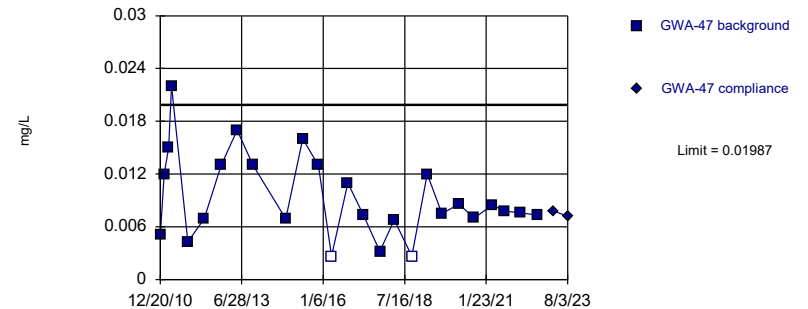


Background Data Summary (based on square root transformation) (after Kaplan-Meier Adjustment): Mean=0.05716, Std. Dev.=0.009504, n=26, 15.38% NDs. Normality test: Shapiro Wilk @alpha = 0.01, calculated = 0.9284, critical = 0.891. Kappa = 2.204 (c=15, w=5, 1 of 2, event alpha = 0.05132). Report alpha = 0.0007022.

Constituent: Vanadium, Total Analysis Run 9/29/2023 4:36 PM View: Appendix I - Intrawell
Plant Scherer Client: Southern Company Data: Scherer PAC-CCR

Within Limit

Prediction Limit
Intrawell Parametric

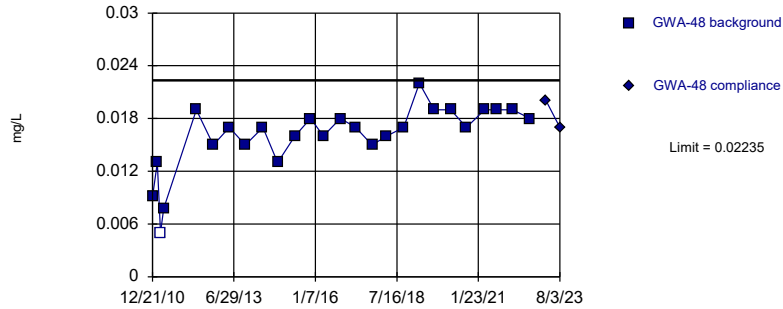


Background Data Summary: Mean=0.009388, Std. Dev.=0.004755, n=26, 7.692% NDs. Normality test: Shapiro Wilk @alpha = 0.01, calculated = 0.9356, critical = 0.891. Kappa = 2.204 (c=15, w=5, 1 of 2, event alpha = 0.05132). Report alpha = 0.0007022.

Constituent: Vanadium, Total Analysis Run 9/29/2023 4:36 PM View: Appendix I - Intrawell
Plant Scherer Client: Southern Company Data: Scherer PAC-CCR

Within Limit

Prediction Limit
Intrawell Parametric

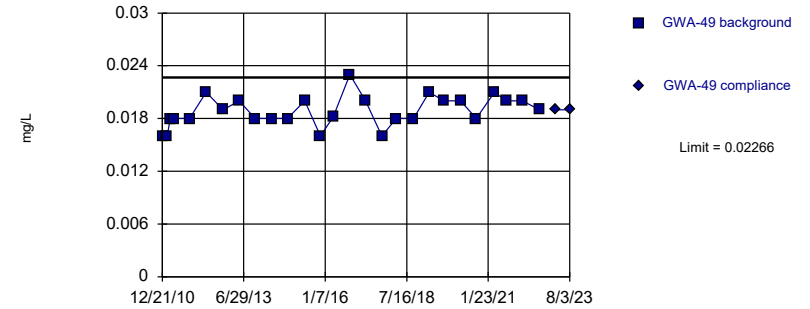


Background Data Summary (based on square transformation): Mean=0.0002699, Std. Dev.=0.0001043, n=26, 3.846% NDs. Normality test: Shapiro Wilk @alpha = 0.01, calculated = 0.9293, critical = 0.891. Kappa = 2.204 (c=15, w=5, 1 of 2, event alpha = 0.05132). Report alpha = 0.0007022.

Constituent: Vanadium, Total Analysis Run 9/29/2023 4:36 PM View: Appendix I - Intrawell
Plant Scherer Client: Southern Company Data: Scherer PAC-CCR

Within Limit

Prediction Limit
Intrawell Parametric

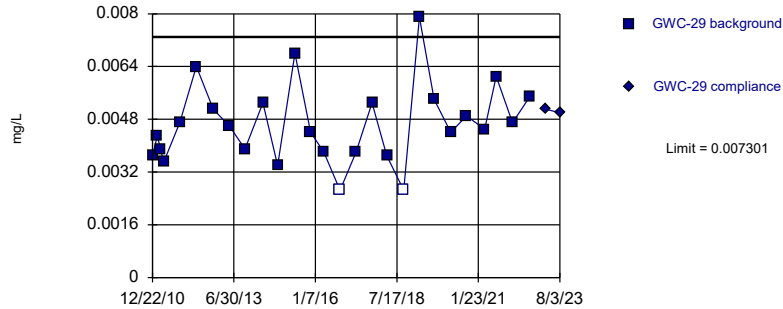


Background Data Summary: Mean=0.01882, Std. Dev.=0.001752, n=27. Normality test: Shapiro Wilk @alpha = 0.01, calculated = 0.9216, critical = 0.894. Kappa = 2.193 (c=15, w=5, 1 of 2, event alpha = 0.05132). Report alpha = 0.0007022.

Constituent: Vanadium, Total Analysis Run 9/29/2023 4:36 PM View: Appendix I - Intrawell
Plant Scherer Client: Southern Company Data: Scherer PAC-CCR

Within Limit

Prediction Limit
Intrawell Parametric

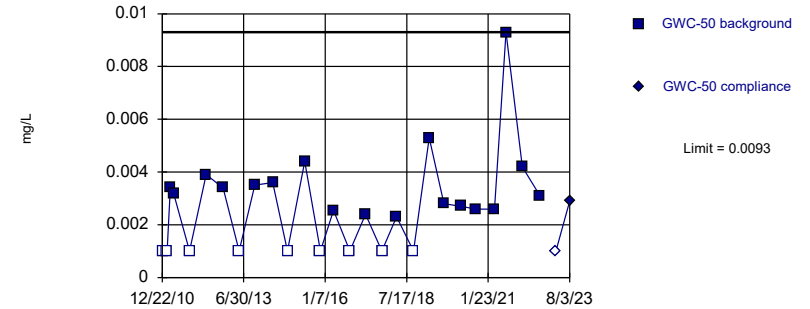


Background Data Summary: Mean=0.004641, Std. Dev.=0.001213, n=27, 7.407% NDs. Normality test: Shapiro Wilk @alpha = 0.01, calculated = 0.9573, critical = 0.894. Kappa = 2.193 (c=15, w=5, 1 of 2, event alpha = 0.05132). Report alpha = 0.0007022.

Constituent: Vanadium, Total Analysis Run 9/29/2023 4:36 PM View: Appendix I - Intrawell
Plant Scherer Client: Southern Company Data: Scherer PAC-CCR

Within Limit

Prediction Limit
Intrawell Non-parametric

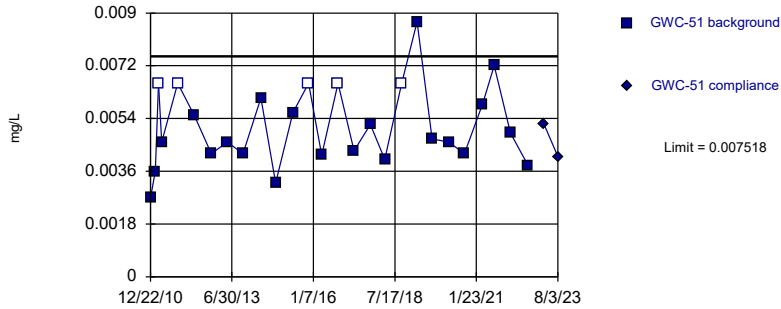


Non-parametric test used in lieu of parametric prediction limit because the Shapiro Wilk normality test showed the data to be non-normal at the 0.01 alpha level. Limit is highest of 27 background values. 33.33% NDs. Well-constituent pair annual alpha = 0.004998. Individual comparison alpha = 0.002502 (1 of 2).

Constituent: Vanadium, Total Analysis Run 9/29/2023 4:36 PM View: Appendix I - Intrawell
Plant Scherer Client: Southern Company Data: Scherer PAC-CCR

Within Limit

Prediction Limit
Intrawell Parametric

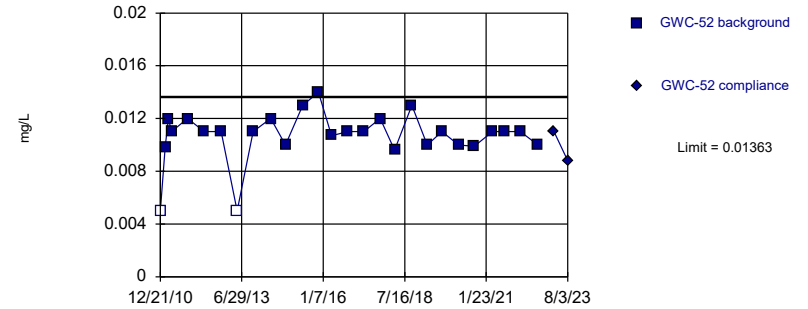


Background Data Summary (after Kaplan-Meier Adjustment): Mean=0.004618, Std. Dev.=0.001323, n=27, 18.52% NDs. Normality test: Shapiro Wilk @alpha = 0.01, calculated = 0.9562, critical = 0.894. Kappa = 2.193 (c=15, w=5, 1 of 2, event alpha = 0.05132). Report alpha = 0.0007022.

Constituent: Vanadium, Total Analysis Run 9/29/2023 4:36 PM View: Appendix I - Intrawell
Plant Scherer Client: Southern Company Data: Scherer PAC-CCR

Within Limit

Prediction Limit
Intrawell Parametric

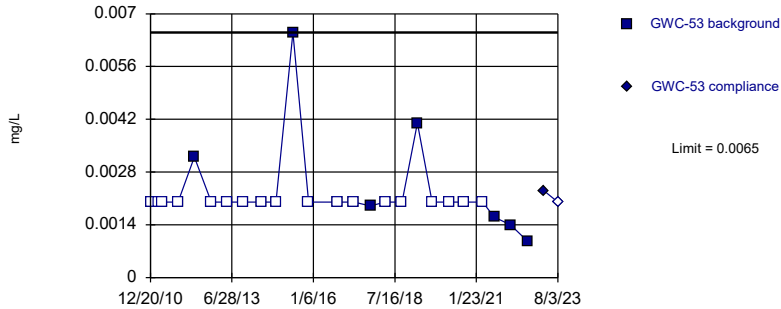


Background Data Summary (based on cube transformation): Mean=0.00000132, Std. Dev.=5.5e-7, n=27, 7.407% NDs. Normality test: Shapiro Wilk @alpha = 0.01, calculated = 0.9141, critical = 0.894. Kappa = 2.193 (c=15, w=5, 1 of 2, event alpha = 0.05132). Report alpha = 0.0007022.

Constituent: Vanadium, Total Analysis Run 9/29/2023 4:36 PM View: Appendix I - Intrawell
Plant Scherer Client: Southern Company Data: Scherer PAC-CCR

Within Limit

Prediction Limit
Intrawell Non-parametric

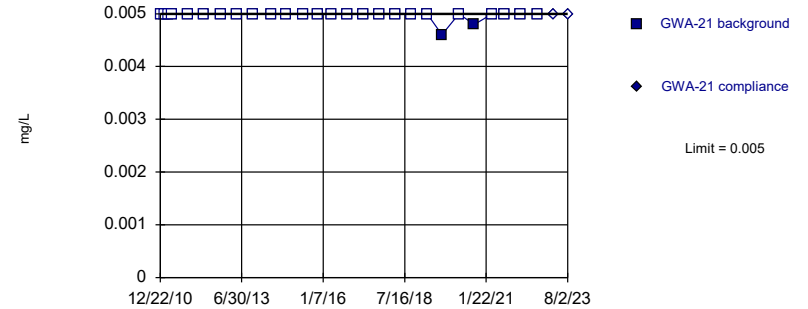


Non-parametric test used in lieu of parametric prediction limit because censored data exceeded 50%. Limit is highest of 26 background values. 73.08% NDs. Well-constituent pair annual alpha = 0.005327. Individual comparison alpha = 0.002667 (1 of 2).

Constituent: Vanadium, Total Analysis Run 9/29/2023 4:36 PM View: Appendix I - Intrawell
Plant Scherer Client: Southern Company Data: Scherer PAC-CCR

Within Limit

Prediction Limit
Intrawell Non-parametric

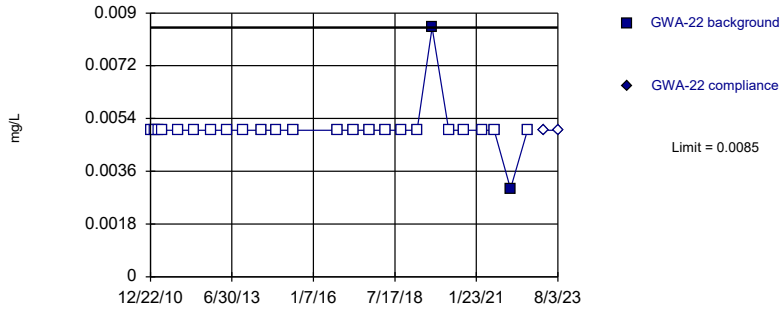


Non-parametric test used in lieu of parametric prediction limit because censored data exceeded 50%. Limit is highest of 27 background values. 92.59% NDs. Well-constituent pair annual alpha = 0.004998. Individual comparison alpha = 0.002502 (1 of 2).

Constituent: Zinc, Total Analysis Run 9/29/2023 4:36 PM View: Appendix I - Intrawell
Plant Scherer Client: Southern Company Data: Scherer PAC-CCR

Within Limit

Prediction Limit
Intrawell Non-parametric

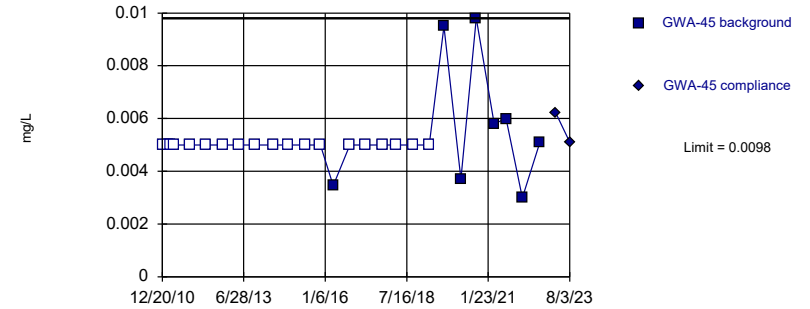


Non-parametric test used in lieu of parametric prediction limit because censored data exceeded 50%. Limit is highest of 25 background values. 92% NDs. Well-constituent pair annual alpha = 0.005656. Individual comparison alpha = 0.002832 (1 of 2).

Constituent: Zinc, Total Analysis Run 9/29/2023 4:36 PM View: Appendix I - Intrawell
Plant Scherer Client: Southern Company Data: Scherer PAC-CCR

Within Limit

Prediction Limit
Intrawell Non-parametric

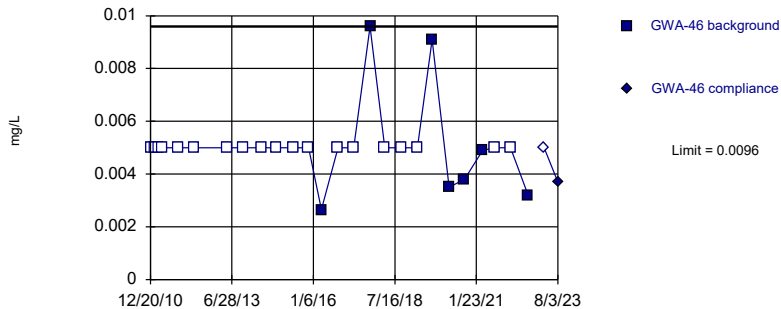


Non-parametric test used in lieu of parametric prediction limit because censored data exceeded 50%. Limit is highest of 27 background values. 70.37% NDs. Well-constituent pair annual alpha = 0.004998. Individual comparison alpha = 0.002502 (1 of 2).

Constituent: Zinc, Total Analysis Run 9/29/2023 4:36 PM View: Appendix I - Intrawell
Plant Scherer Client: Southern Company Data: Scherer PAC-CCR

Within Limit

Prediction Limit
Intrawell Non-parametric

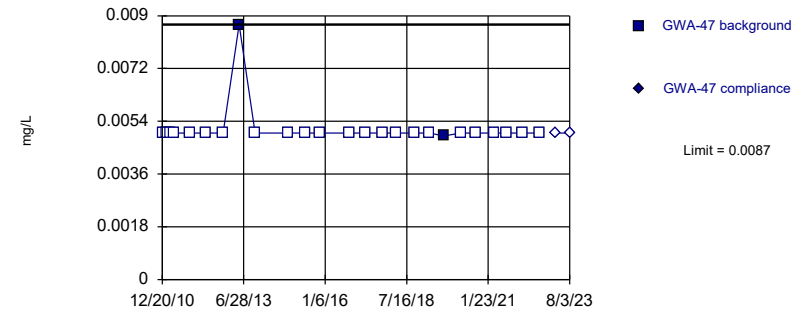


Non-parametric test used in lieu of parametric prediction limit because censored data exceeded 50%. Limit is highest of 26 background values. 73.08% NDs. Well-constituent pair annual alpha = 0.005327. Individual comparison alpha = 0.002667 (1 of 2).

Constituent: Zinc, Total Analysis Run 9/29/2023 4:36 PM View: Appendix I - Intrawell
Plant Scherer Client: Southern Company Data: Scherer PAC-CCR

Within Limit

Prediction Limit
Intrawell Non-parametric

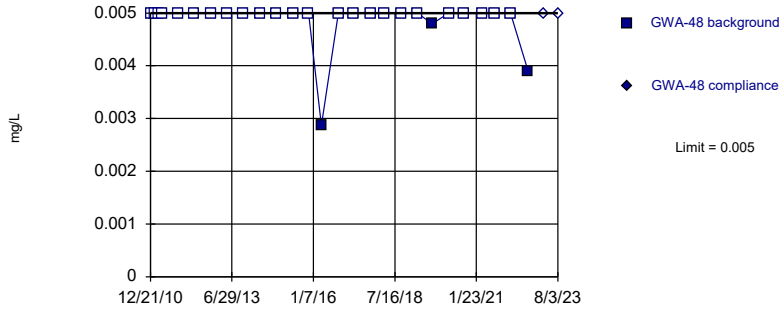


Non-parametric test used in lieu of parametric prediction limit because censored data exceeded 50%. Limit is highest of 25 background values. 92% NDs. Well-constituent pair annual alpha = 0.005656. Individual comparison alpha = 0.002832 (1 of 2).

Constituent: Zinc, Total Analysis Run 9/29/2023 4:36 PM View: Appendix I - Intrawell
Plant Scherer Client: Southern Company Data: Scherer PAC-CCR

Within Limit

Prediction Limit
Intrawell Non-parametric

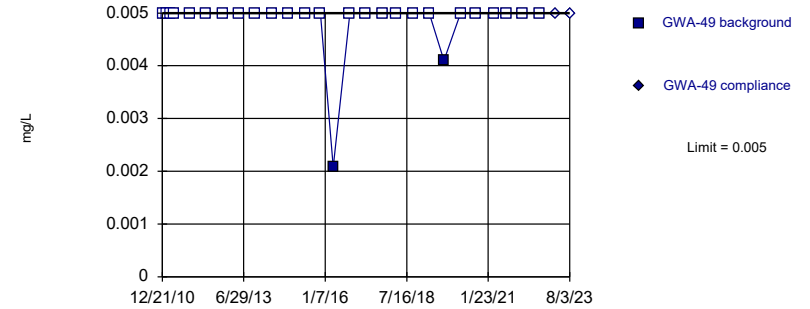


Non-parametric test used in lieu of parametric prediction limit because censored data exceeded 50%. Limit is highest of 27 background values. 88.89% NDs. Well-constituent pair annual alpha = 0.004998. Individual comparison alpha = 0.002502 (1 of 2).

Constituent: Zinc, Total Analysis Run 9/29/2023 4:36 PM View: Appendix I - Intrawell
Plant Scherer Client: Southern Company Data: Scherer PAC-CCR

Within Limit

Prediction Limit
Intrawell Non-parametric

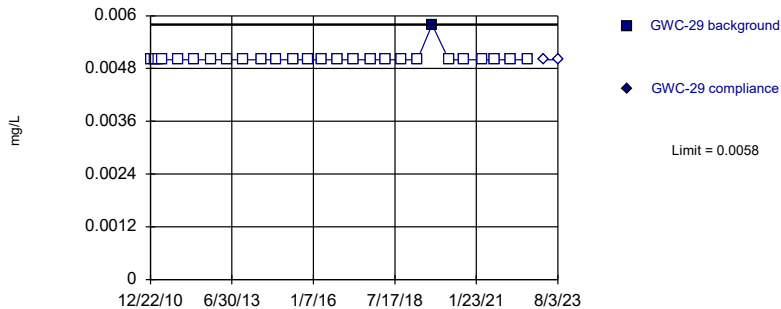


Non-parametric test used in lieu of parametric prediction limit because censored data exceeded 50%. Limit is highest of 27 background values. 92.59% NDs. Well-constituent pair annual alpha = 0.004998. Individual comparison alpha = 0.002502 (1 of 2).

Constituent: Zinc, Total Analysis Run 9/29/2023 4:36 PM View: Appendix I - Intrawell
Plant Scherer Client: Southern Company Data: Scherer PAC-CCR

Within Limit

Prediction Limit
Intrawell Non-parametric

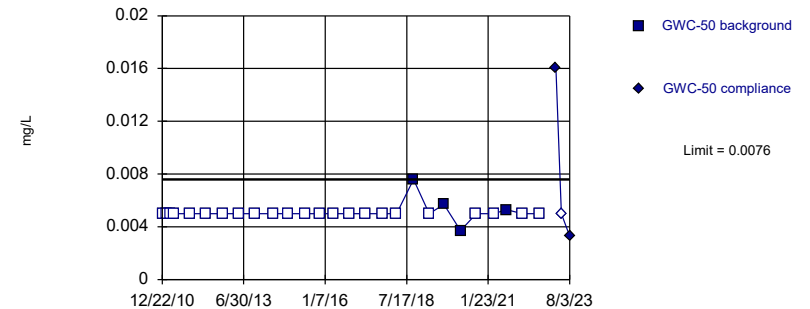


Non-parametric test used in lieu of parametric prediction limit because censored data exceeded 50%. Limit is highest of 27 background values. 96.3% NDs. Well-constituent pair annual alpha = 0.004998. Individual comparison alpha = 0.002502 (1 of 2).

Constituent: Zinc, Total Analysis Run 9/29/2023 4:36 PM View: Appendix I - Intrawell
Plant Scherer Client: Southern Company Data: Scherer PAC-CCR

Within Limit

Prediction Limit
Intrawell Non-parametric

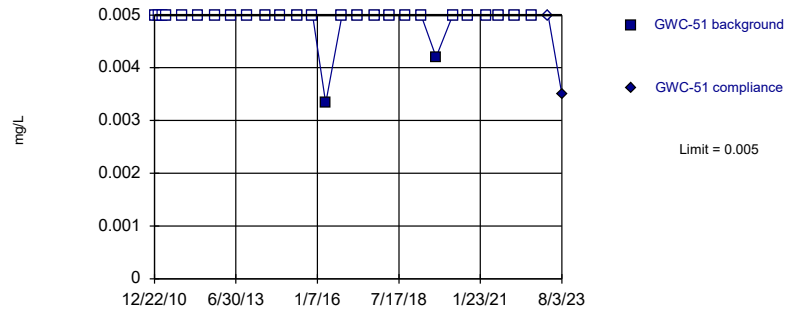


Non-parametric test used in lieu of parametric prediction limit because censored data exceeded 50%. Limit is highest of 27 background values. 85.19% NDs. Well-constituent pair annual alpha = 0.004998. Individual comparison alpha = 0.002502 (1 of 2).

Constituent: Zinc, Total Analysis Run 9/29/2023 4:36 PM View: Appendix I - Intrawell
Plant Scherer Client: Southern Company Data: Scherer PAC-CCR

Within Limit

Prediction Limit
Intrawell Non-parametric

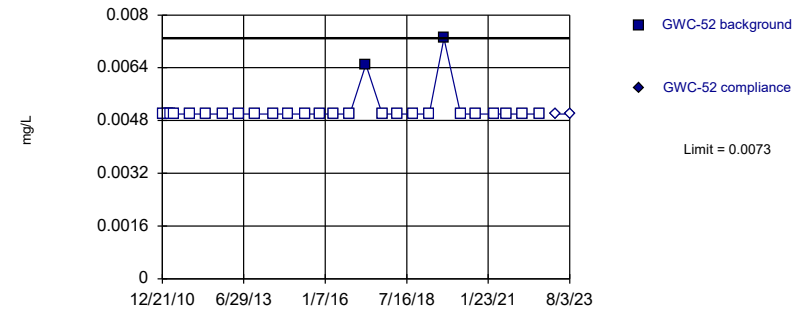


Non-parametric test used in lieu of parametric prediction limit because censored data exceeded 50%. Limit is highest of 27 background values. 92.59% NDs. Well-constituent pair annual alpha = 0.004998. Individual comparison alpha = 0.002502 (1 of 2).

Constituent: Zinc, Total Analysis Run 9/29/2023 4:36 PM View: Appendix I - Intrawell
Plant Scherer Client: Southern Company Data: Scherer PAC-CCR

Within Limit

Prediction Limit
Intrawell Non-parametric

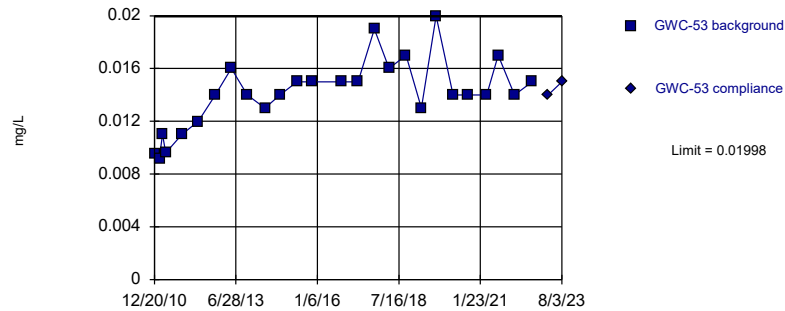


Non-parametric test used in lieu of parametric prediction limit because censored data exceeded 50%. Limit is highest of 27 background values. 92.59% NDs. Well-constituent pair annual alpha = 0.004998. Individual comparison alpha = 0.002502 (1 of 2).

Constituent: Zinc, Total Analysis Run 9/29/2023 4:36 PM View: Appendix I - Intrawell
Plant Scherer Client: Southern Company Data: Scherer PAC-CCR

Within Limit

Prediction Limit
Intrawell Parametric



Background Data Summary: Mean=0.01409, Std. Dev.=0.002672, n=26. Normality test: Shapiro Wilk @alpha = 0.01, calculated = 0.9532, critical = 0.891. Kappa = 2.204 (c=15, w=5, 1 of 2, event alpha = 0.05132). Report alpha = 0.0007022.

Constituent: Zinc, Total Analysis Run 9/29/2023 4:36 PM View: Appendix I - Intrawell
Plant Scherer Client: Southern Company Data: Scherer PAC-CCR

Prediction Limit

Constituent: Antimony, Total (mg/L) Analysis Run 9/29/2023 4:39 PM View: Appendix I - Intrawell
Plant Scherer Client: Southern Company Data: Scherer PAC-CCR

	GWA-21	GWA-21
12/22/2010	<0.002	
2/14/2011	<0.002	
3/22/2011	<0.002	
4/26/2011	<0.002	
10/27/2011	<0.002	
5/1/2012	<0.002	
11/8/2012	<0.002	
5/7/2013	<0.002	
11/4/2013	<0.002	
5/24/2014	<0.002	
11/8/2014	<0.002	
5/21/2015	<0.002	
11/13/2015	<0.002	
4/6/2016	<0.002	
6/14/2016	<0.002	
8/10/2016	0.001 (J)	
10/11/2016	<0.002	
12/2/2016	<0.002	
2/10/2017	<0.002	
4/10/2017	<0.002	
6/23/2017	<0.002	
10/9/2017	<0.002	
3/26/2018	<0.002	
10/3/2018	<0.002	
3/27/2019	<0.002	
9/12/2019	<0.002	
3/19/2020	<0.002	
9/10/2020	<0.002	
4/2/2021	<0.002	
8/12/2021	<0.002	
2/14/2022	<0.002	
8/26/2022	<0.002	
2/28/2023		<0.002
8/2/2023		<0.002

Prediction Limit

Constituent: Antimony, Total (mg/L) Analysis Run 9/29/2023 4:39 PM View: Appendix I - Intrawell
Plant Scherer Client: Southern Company Data: Scherer PAC-CCR

	GWA-46	GWA-46
12/20/2010	<0.002	
2/1/2011	<0.002	
3/21/2011	<0.002	
4/26/2011	<0.002	
10/27/2011	<0.002	
5/2/2012	<0.002	
11/8/2012	<0.002	
5/7/2013	<0.002	
11/4/2013	<0.002	
5/24/2014	<0.002	
11/7/2014	<0.002	
5/20/2015	<0.002	
11/13/2015	<0.002	
4/7/2016	<0.002	
6/14/2016	0.0004 (J)	
8/9/2016	<0.002	
10/10/2016	<0.002	
12/2/2016	<0.002	
2/10/2017	<0.002	
4/7/2017	<0.002	
6/23/2017	<0.002	
10/10/2017	<0.002	
3/23/2018	<0.002	
10/4/2018	<0.002	
3/27/2019	<0.002	
9/12/2019	<0.002	
3/19/2020	<0.002	
9/11/2020	<0.002	
4/5/2021	<0.002	
8/12/2021	<0.002	
2/14/2022	<0.002	
8/31/2022	<0.002	
2/28/2023		<0.002
8/3/2023		<0.002

Prediction Limit

Constituent: Antimony, Total (mg/L) Analysis Run 9/29/2023 4:39 PM View: Appendix I - Intrawell

Plant Scherer Client: Southern Company Data: Scherer PAC-CCR

	GWA-47	GWA-47
12/20/2010	<0.002	
2/1/2011	<0.002	
3/23/2011	<0.002	
4/27/2011	<0.002	
10/26/2011	<0.002	
5/1/2012	<0.002	
11/8/2012	<0.002	
5/7/2013	<0.002	
11/5/2013	<0.002	
5/23/2014	<0.002	
11/7/2014	<0.002	
5/21/2015	<0.002	
11/12/2015	<0.002	
4/8/2016	<0.002 (D)	
6/14/2016	<0.002	
8/9/2016	<0.002	
10/11/2016	<0.002	
12/5/2016	<0.002	
2/10/2017	<0.002	
4/7/2017	<0.002	
6/22/2017	<0.002	
10/10/2017	<0.002	
3/22/2018	<0.002	
10/5/2018	<0.002	
3/27/2019	<0.002	
9/12/2019	<0.002	
3/20/2020	<0.002	
9/11/2020	<0.002	
4/5/2021	<0.002	
8/13/2021	<0.002	
2/14/2022	<0.002	
8/31/2022	0.00059 (J)	
2/28/2023		<0.002
8/3/2023		<0.002

Prediction Limit

Constituent: Antimony, Total (mg/L) Analysis Run 9/29/2023 4:39 PM View: Appendix I - Intrawell
Plant Scherer Client: Southern Company Data: Scherer PAC-CCR

	GWA-48	GWA-48
12/21/2010	<0.002	
2/14/2011	<0.002	
3/23/2011	<0.002	
4/27/2011	<0.002	
10/25/2011	<0.002	
5/1/2012	<0.002	
11/8/2012	<0.002	
5/7/2013	<0.002	
11/5/2013	<0.002	
5/23/2014	<0.002	
11/7/2014	<0.002	
5/21/2015	<0.002	
11/12/2015	<0.002	
4/7/2016	<0.002	
6/17/2016	<0.002	
8/10/2016	<0.002	
10/14/2016	<0.002	
12/19/2016	<0.002	
2/13/2017	<0.002	
4/7/2017	<0.002	
6/22/2017	<0.002	
10/10/2017	<0.002	
3/23/2018	<0.002	
10/3/2018	<0.002	
3/27/2019	<0.002	
9/12/2019	<0.002	
3/19/2020	<0.002	
9/11/2020	<0.002	
4/5/2021	<0.002	
8/12/2021	<0.002	
2/14/2022	<0.002	
8/31/2022	0.00089 (J)	
2/28/2023		<0.002
8/3/2023		<0.002

Prediction Limit

Constituent: Antimony, Total (mg/L) Analysis Run 9/29/2023 4:39 PM View: Appendix I - Intrawell
Plant Scherer Client: Southern Company Data: Scherer PAC-CCR

	GWC-51	GWC-51
12/22/2010	<0.002	
2/15/2011	<0.002	
3/22/2011	<0.002	
4/27/2011	<0.002	
10/26/2011	<0.002	
5/2/2012	<0.002	
11/8/2012	<0.002	
5/8/2013	<0.002	
11/4/2013	<0.002	
5/24/2014	<0.002	
11/7/2014	<0.002	
5/22/2015	<0.002	
11/13/2015	<0.002	
4/11/2016	<0.002	
6/16/2016	<0.002	
8/10/2016	<0.002	
10/13/2016	<0.002	
12/5/2016	<0.002	
2/13/2017	<0.002	
4/10/2017	<0.002	
6/23/2017	<0.002	
10/11/2017	<0.002	
3/26/2018	<0.002	
10/4/2018	<0.002	
3/27/2019	<0.002	
9/12/2019	<0.002	
3/19/2020	<0.002	
9/11/2020	<0.002	
4/5/2021	<0.002	
8/13/2021	<0.002	
2/15/2022	<0.002	
8/31/2022	0.00087 (J)	
2/28/2023		<0.002
8/3/2023		<0.002

Prediction Limit

Constituent: Arsenic, Total (mg/L) Analysis Run 9/29/2023 4:39 PM View: Appendix I - IntraWell

Plant Scherer Client: Southern Company Data: Scherer PAC-CCR

	GWA-45	GWA-45
12/20/2010	<0.001	
2/14/2011	<0.001	
3/21/2011	<0.001	
4/26/2011	<0.001	
10/26/2011	<0.001	
5/1/2012	<0.001	
11/8/2012	<0.001	
5/8/2013	<0.001	
11/4/2013	<0.001	
5/24/2014	<0.001	
11/7/2014	<0.001	
5/20/2015	<0.001	
11/13/2015	<0.001	
4/7/2016	<0.001	
6/14/2016	<0.001	
8/9/2016	<0.001	
10/10/2016	<0.001	
12/2/2016	<0.001	
2/9/2017	<0.001	
4/7/2017	<0.001	
6/22/2017	<0.001	
10/10/2017	0.0015	
3/22/2018	<0.001 (D)	
10/3/2018	<0.001	
3/27/2019	<0.001	
9/12/2019	<0.001	
3/19/2020	<0.001	
9/11/2020	<0.001	
4/2/2021	<0.001	
8/12/2021	<0.001	
2/14/2022	<0.001	
8/31/2022	<0.001	
2/28/2023		0.00035 (J)
8/3/2023		<0.001

Prediction Limit

Constituent: Arsenic, Total (mg/L) Analysis Run 9/29/2023 4:39 PM View: Appendix I - Intrawell

Plant Scherer Client: Southern Company Data: Scherer PAC-CCR

	GWA-48	GWA-48
12/21/2010	<0.001	
2/14/2011	<0.001	
3/23/2011	<0.001	
4/27/2011	<0.001	
10/25/2011	<0.001	
5/1/2012	<0.001	
11/8/2012	<0.001	
5/7/2013	<0.001	
11/5/2013	<0.001	
5/23/2014	<0.001	
11/7/2014	<0.001	
5/21/2015	<0.001	
11/12/2015	<0.001	
4/7/2016	<0.001	
6/17/2016	<0.001	
8/10/2016	<0.001	
10/14/2016	<0.001	
12/19/2016	<0.001	
2/13/2017	<0.001	
4/7/2017	<0.001	
6/22/2017	<0.001	
10/10/2017	<0.001	
3/23/2018	<0.001	
10/3/2018	<0.001	
3/27/2019	<0.001	
9/12/2019	<0.001	
3/19/2020	<0.001	
9/11/2020	<0.001	
4/5/2021	0.00031 (J)	
8/12/2021	<0.001	
2/14/2022	<0.001	
8/31/2022	<0.001	
2/28/2023		<0.001
8/3/2023		<0.001

Prediction Limit

Constituent: Arsenic, Total (mg/L) Analysis Run 9/29/2023 4:39 PM View: Appendix I - Intrawell

Plant Scherer Client: Southern Company Data: Scherer PAC-CCR

	GWA-49	GWA-49
12/21/2010	<0.001	
2/14/2011	<0.001	
3/21/2011	<0.001	
4/26/2011	<0.001	
10/26/2011	<0.001	
5/2/2012	<0.001	
11/8/2012	<0.001	
5/8/2013	<0.001	
11/5/2013	<0.001	
5/23/2014	<0.001	
11/7/2014	<0.001	
5/21/2015	<0.001	
11/12/2015	<0.001	
4/7/2016	<0.001	
6/14/2016	<0.001	
8/9/2016	0.00053	
10/11/2016	<0.001	
12/2/2016	<0.001	
2/9/2017	<0.001	
4/7/2017	<0.001	
6/22/2017	<0.001	
10/10/2017	<0.001	
3/22/2018	<0.001	
10/3/2018	<0.001	
3/27/2019	<0.001	
9/12/2019	<0.001	
3/19/2020	<0.001	
9/10/2020	<0.001	
4/6/2021	<0.001	
8/12/2021	<0.001	
2/14/2022	<0.001	
8/30/2022	<0.001	
3/1/2023		<0.001
8/3/2023		<0.001

Prediction Limit

Constituent: Arsenic, Total (mg/L) Analysis Run 9/29/2023 4:40 PM View: Appendix I - IntraWell

Plant Scherer Client: Southern Company Data: Scherer PAC-CCR

	GWC-29	GWC-29
12/22/2010	<0.001	
2/15/2011	<0.001	
3/22/2011	<0.001	
4/27/2011	<0.001	
10/26/2011	<0.001	
5/2/2012	<0.001	
11/8/2012	<0.001	
5/8/2013	<0.001	
11/4/2013	<0.001	
5/24/2014	<0.001	
11/7/2014	<0.001	
5/22/2015	<0.001	
11/13/2015	<0.001	
4/11/2016	<0.001	
6/15/2016	<0.001	
8/10/2016	<0.001	
10/11/2016	<0.001	
12/5/2016	<0.001	
2/13/2017	<0.001	
4/10/2017	<0.001	
6/23/2017	<0.001	
10/10/2017	0.0013	
3/26/2018	<0.001	
10/4/2018	<0.001	
3/28/2019	<0.001	
9/12/2019	<0.001	
3/19/2020	<0.001	
9/10/2020	<0.001	
4/6/2021	<0.001	
8/13/2021	<0.001	
2/14/2022	<0.001	
8/31/2022	<0.001	
3/1/2023		<0.001
8/3/2023		<0.001

Prediction Limit

Constituent: Arsenic, Total (mg/L) Analysis Run 9/29/2023 4:40 PM View: Appendix I - IntraWell

Plant Scherer Client: Southern Company Data: Scherer PAC-CCR

	GWC-50	GWC-50
12/22/2010	<0.001	
2/15/2011	<0.001	
3/22/2011	<0.001	
4/27/2011	<0.001	
10/26/2011	<0.001	
5/2/2012	<0.001	
11/8/2012	<0.001	
5/8/2013	<0.001	
11/4/2013	<0.001	
5/24/2014	<0.001	
11/8/2014	<0.001	
5/22/2015	<0.001	
11/13/2015	<0.001	
4/11/2016	<0.001	
6/15/2016	<0.001	
8/10/2016	<0.001	
10/11/2016	<0.001	
12/2/2016	<0.001	
2/13/2017	<0.001	
4/7/2017	0.00052	
6/22/2017	<0.001	
10/10/2017	<0.001	
3/23/2018	<0.001	
10/4/2018	<0.001	
3/28/2019	<0.001	
9/12/2019	<0.001	
3/19/2020	<0.001	
9/10/2020	<0.001	
4/6/2021	<0.001	
8/13/2021	<0.001	
2/14/2022	<0.001	
8/31/2022	<0.001	
3/1/2023		<0.001
8/3/2023		<0.001

Prediction Limit

Constituent: Arsenic, Total (mg/L) Analysis Run 9/29/2023 4:40 PM View: Appendix I - Intravel

Plant Scherer Client: Southern Company Data: Scherer PAC-CCR

	GWC-52	GWC-52
12/21/2010	<0.001	
2/15/2011	<0.001	
3/21/2011	<0.001	
4/28/2011	<0.001	
10/26/2011	<0.001	
5/1/2012	<0.001	
11/9/2012	<0.001	
5/8/2013	<0.001	
11/4/2013	<0.001	
5/24/2014	<0.001	
11/7/2014	<0.001	
5/22/2015	<0.001	
11/13/2015	<0.001	
4/11/2016	<0.001	
6/16/2016	<0.001	
8/11/2016	<0.001	
10/13/2016	<0.001	
12/5/2016	<0.001	
2/13/2017	<0.001	
4/11/2017	<0.001	
6/24/2017	<0.001	
10/11/2017	<0.001	
3/26/2018	<0.001	
10/4/2018	<0.001	
3/28/2019	<0.001	
9/12/2019	<0.001	
3/19/2020	<0.001	
9/11/2020	<0.001	
4/5/2021	<0.001	
8/17/2021	<0.001	
2/14/2022	<0.001	
8/31/2022	<0.001	
3/1/2023		0.00031 (J)
8/3/2023		<0.001

Prediction Limit

Constituent: Arsenic, Total (mg/L) Analysis Run 9/29/2023 4:40 PM View: Appendix I - IntraWell

Plant Scherer Client: Southern Company Data: Scherer PAC-CCR

	GWC-53	GWC-53
12/20/2010	<0.001	
2/14/2011	<0.001	
3/21/2011	<0.001	
4/27/2011	<0.001	
10/26/2011	<0.001	
5/1/2012	<0.001	
11/9/2012	<0.001	
5/8/2013	<0.001	
11/4/2013	<0.001	
5/24/2014	<0.001	
11/7/2014	<0.001	
5/20/2015	<0.001	
11/13/2015	<0.001	
6/16/2016	<0.001	
8/11/2016	<0.001	
10/13/2016	<0.001	
12/6/2016	<0.001	
2/13/2017	0.0011	
4/11/2017	<0.001	
6/24/2017	<0.001	
10/11/2017	<0.001	
3/26/2018	<0.001	
10/4/2018	<0.001	
3/28/2019	<0.001	
9/12/2019	<0.001	
3/19/2020	<0.001	
9/11/2020	<0.001	
4/6/2021	<0.001	
8/13/2021	<0.001	
2/14/2022	<0.001	
8/31/2022	<0.001	
2/28/2023		<0.001
8/3/2023		<0.001

Prediction Limit

Constituent: Barium, Total (mg/L) Analysis Run 9/29/2023 4:40 PM View: Appendix I - IntraWell

Plant Scherer Client: Southern Company Data: Scherer PAC-CCR

	GWA-21	GWA-21
12/22/2010	0.026 (J)	
2/14/2011	0.022 (J)	
3/22/2011	0.02 (J)	
4/26/2011	0.019 (J)	
10/27/2011	0.021	
5/1/2012	0.017	
11/8/2012	0.023	
5/7/2013	0.021	
11/4/2013	0.018	
5/24/2014	0.022	
11/8/2014	0.02	
5/21/2015	0.022	
11/13/2015	0.025	
4/6/2016	0.0239	
6/14/2016	0.021	
8/10/2016	0.019	
10/11/2016	0.02	
12/2/2016	0.022	
2/10/2017	0.03	
4/10/2017	0.025	
6/23/2017	0.026	
10/9/2017	0.025	
3/26/2018	0.026	
10/3/2018	0.00049 (O)	
3/27/2019	0.024	
9/12/2019	0.025	
3/19/2020	0.027	
9/10/2020	0.023	
4/2/2021	0.02	
8/12/2021	0.023	
2/14/2022	0.024	
8/26/2022	0.026	
2/28/2023		0.022
8/2/2023		0.018

Prediction Limit

Constituent: Barium, Total (mg/L) Analysis Run 9/29/2023 4:40 PM View: Appendix I - IntraWell

Plant Scherer Client: Southern Company Data: Scherer PAC-CCR

	GWA-22	GWA-22
12/22/2010	0.028 (J)	
2/14/2011	0.025 (J)	
3/22/2011	0.029 (J)	
4/26/2011	0.031 (J)	
10/27/2011	0.027	
5/1/2012	0.022	
11/8/2012	0.024	
5/7/2013	0.027	
11/4/2013	0.024	
5/24/2014	0.025	
11/8/2014	0.023	
5/21/2015	0.023	
11/13/2015	0.023	
4/8/2016	0.0244	
6/14/2016	0.023	
8/9/2016	0.026	
10/11/2016	0.022	
12/5/2016	0.025	
2/10/2017	0.026	
4/7/2017	0.021	
6/26/2017	0.028	
10/9/2017	0.021	
3/26/2018	0.022 (D)	
10/3/2018	0.022	
3/27/2019	0.022	
9/12/2019	0.023	
3/19/2020	0.024	
9/10/2020	0.022	
4/2/2021	0.023	
8/12/2021	0.024	
2/15/2022	0.032	
8/26/2022	0.021	
2/28/2023		0.02
8/3/2023		0.018

Prediction Limit

Constituent: Barium, Total (mg/L) Analysis Run 9/29/2023 4:40 PM View: Appendix I - IntraWell

Plant Scherer Client: Southern Company Data: Scherer PAC-CCR

	GWA-45	GWA-45
12/20/2010	0.024 (J)	
2/14/2011	0.023 (J)	
3/21/2011	0.021 (J)	
4/26/2011	0.019 (J)	
10/26/2011	0.023	
5/1/2012	0.014	
11/8/2012	0.034	
5/8/2013	0.016	
11/4/2013	0.014	
5/24/2014	0.027	
11/7/2014	0.03	
5/20/2015	0.029	
11/13/2015	0.041	
4/7/2016	0.0381	
6/14/2016	0.034	
8/9/2016	0.032	
10/10/2016	0.037	
12/2/2016	0.038	
2/9/2017	0.048	
4/7/2017	0.045	
6/22/2017	0.049	
10/10/2017	0.044	
3/22/2018	0.0495 (D)	
10/3/2018	0.042	
3/27/2019	0.057	
9/12/2019	0.1 (L)	
12/2/2019	0.11 (RL)	
3/19/2020	0.11 (L)	
9/11/2020	0.15 (L)	
4/2/2021	0.11 (L)	
8/12/2021	0.091	
2/14/2022	0.077	
8/31/2022	0.065	
2/28/2023		0.056
8/3/2023		0.055

Prediction Limit

Constituent: Barium, Total (mg/L) Analysis Run 9/29/2023 4:40 PM View: Appendix I - IntraWell

Plant Scherer Client: Southern Company Data: Scherer PAC-CCR

	GWA-46	GWA-46
12/20/2010	0.019 (J)	
2/1/2011	0.017 (J)	
3/21/2011	0.019 (J)	
4/26/2011	0.02 (J)	
10/27/2011	0.018	
5/2/2012	0.017	
11/8/2012	0.048 (O)	
5/7/2013	0.02	
11/4/2013	0.019	
5/24/2014	0.019	
11/7/2014	0.019	
5/20/2015	0.018	
11/13/2015	0.02	
4/7/2016	0.0207	
6/14/2016	0.019	
8/9/2016	0.017	
10/10/2016	0.02	
12/2/2016	0.02	
2/10/2017	0.018	
4/7/2017	0.02	
6/23/2017	0.021	
10/10/2017	0.018	
3/23/2018	0.02	
10/4/2018	0.019	
3/27/2019	0.021	
9/12/2019	0.022	
3/19/2020	0.023	
9/11/2020	0.022	
4/5/2021	0.022	
8/12/2021	0.023	
2/14/2022	0.024	
8/31/2022	0.022	
2/28/2023		0.022
8/3/2023		0.021

Prediction Limit

Constituent: Barium, Total (mg/L) Analysis Run 9/29/2023 4:40 PM View: Appendix I - IntraWell

Plant Scherer Client: Southern Company Data: Scherer PAC-CCR

	GWA-47	GWA-47
12/20/2010	0.029 (J)	
2/1/2011	0.038 (J)	
3/23/2011	0.045 (J)	
4/27/2011	0.043 (J)	
10/26/2011	0.023	
5/1/2012	0.021	
11/8/2012	0.038	
5/7/2013	0.042	
11/5/2013	0.039	
5/23/2014	0.088 (O)	
11/7/2014	0.027	
5/21/2015	0.036	
11/12/2015	0.038	
4/8/2016	0.0261	
6/14/2016	0.023	
8/9/2016	0.026	
10/11/2016	0.03	
12/5/2016	0.026	
2/10/2017	0.023	
4/7/2017	0.024	
6/22/2017	0.025	
10/10/2017	0.022	
3/22/2018	0.024	
10/5/2018	0.026	
3/27/2019	0.026	
9/12/2019	0.028	
3/20/2020	0.029	
9/11/2020	0.026	
4/5/2021	0.028	
8/13/2021	0.026	
2/14/2022	0.029	
8/31/2022	0.031	
2/28/2023		0.027
8/3/2023		0.027

Prediction Limit

Constituent: Barium, Total (mg/L) Analysis Run 9/29/2023 4:40 PM View: Appendix I - IntraWell

Plant Scherer Client: Southern Company Data: Scherer PAC-CCR

	GWA-48	GWA-48
12/21/2010	0.055 (O)	
2/14/2011	0.05 (O)	
3/23/2011	0.031 (J)	
4/27/2011	0.015 (J)	
10/25/2011	0.02	
5/1/2012	0.017	
11/8/2012	0.012	
5/7/2013	0.022	
11/5/2013	0.012	
5/23/2014	0.02	
11/7/2014	0.012	
5/21/2015	0.011	
11/12/2015	0.012	
4/7/2016	0.0116	
6/17/2016	0.012	
8/10/2016	0.012	
10/14/2016	0.016	
12/19/2016	0.012	
2/13/2017	0.017	
4/7/2017	0.011	
6/22/2017	0.014	
10/10/2017	0.012	
3/23/2018	0.012	
10/3/2018	0.012	
3/27/2019	0.013	
9/12/2019	0.016	
3/19/2020	0.02	
9/11/2020	0.013	
4/5/2021	0.015	
8/12/2021	0.013	
2/14/2022	0.014	
8/31/2022	0.016	
2/28/2023		0.014
8/3/2023		0.013

Prediction Limit

Constituent: Barium, Total (mg/L) Analysis Run 9/29/2023 4:40 PM View: Appendix I - IntraWell

Plant Scherer Client: Southern Company Data: Scherer PAC-CCR

	GWA-49	GWA-49
12/21/2010	0.021 (J)	
2/14/2011	0.021 (J)	
3/21/2011	0.021 (J)	
4/26/2011	0.021 (J)	
10/26/2011	0.019	
5/2/2012	0.018	
11/8/2012	0.018	
5/8/2013	0.017	
11/5/2013	0.019	
5/23/2014	0.021	
11/7/2014	0.019	
5/21/2015	0.02	
11/12/2015	0.019	
4/7/2016	0.0201	
6/14/2016	0.017	
8/9/2016	0.017	
10/11/2016	0.02	
12/2/2016	0.02	
2/9/2017	0.018	
4/7/2017	0.018	
6/22/2017	0.02	
10/10/2017	0.02	
3/22/2018	0.018	
10/3/2018	0.018	
3/27/2019	0.019	
9/12/2019	0.022	
3/19/2020	0.02	
9/10/2020	0.02	
4/6/2021	0.02	
8/12/2021	0.024	
2/14/2022	0.022	
8/30/2022	0.021	
3/1/2023		0.019
8/3/2023		0.02

Prediction Limit

Constituent: Barium, Total (mg/L) Analysis Run 9/29/2023 4:40 PM View: Appendix I - IntraWell

Plant Scherer Client: Southern Company Data: Scherer PAC-CCR

	GWC-29	GWC-29
12/22/2010	0.016 (J)	
2/15/2011	0.016 (J)	
3/22/2011	0.014 (J)	
4/27/2011	0.016 (J)	
10/26/2011	0.015	
5/2/2012	0.012	
11/8/2012	0.015	
5/8/2013	0.014	
11/4/2013	0.016	
5/24/2014	0.015	
11/7/2014	0.016	
5/22/2015	0.015	
11/13/2015	0.016	
4/11/2016	0.0167	
6/15/2016	0.015	
8/10/2016	0.015	
10/11/2016	0.017	
12/5/2016	0.017	
2/13/2017	0.016	
4/10/2017	0.015	
6/23/2017	0.017	
10/10/2017	0.016	
3/26/2018	0.015	
10/4/2018	0.018	
3/28/2019	0.017	
9/12/2019	0.019	
3/19/2020	0.019	
9/10/2020	0.02	
4/6/2021	0.018	
8/13/2021	0.021	
2/14/2022	0.02	
8/31/2022	0.025	
3/1/2023		0.02
8/3/2023		0.019

Prediction Limit

Constituent: Barium, Total (mg/L) Analysis Run 9/29/2023 4:40 PM View: Appendix I - IntraWell

Plant Scherer Client: Southern Company Data: Scherer PAC-CCR

	GWC-50	GWC-50
12/22/2010	0.011 (J)	
2/15/2011	0.013 (J)	
3/22/2011	0.01 (J)	
4/27/2011	0.011 (J)	
10/26/2011	0.013	
5/2/2012	0.0084 (J)	
11/8/2012	0.012	
5/8/2013	0.013	
11/4/2013	0.012	
5/24/2014	0.012	
11/8/2014	0.01	
5/22/2015	0.011	
11/13/2015	0.011	
4/11/2016	0.0132	
6/15/2016	0.011	
8/10/2016	0.012	
10/11/2016	0.012	
12/2/2016	0.012	
2/13/2017	0.013	
4/7/2017	0.01	
6/22/2017	0.012	
10/10/2017	0.011	
3/23/2018	0.011	
10/4/2018	0.012	
3/28/2019	0.012	
9/12/2019	0.013	
3/19/2020	0.013	
9/10/2020	0.013	
4/6/2021	0.013	
8/13/2021	0.029	
2/14/2022	0.018	
8/31/2022	0.015	
3/1/2023		0.038
8/3/2023		0.013

Prediction Limit

Constituent: Barium, Total (mg/L) Analysis Run 9/29/2023 4:40 PM View: Appendix I - IntraWell

Plant Scherer Client: Southern Company Data: Scherer PAC-CCR

	GWC-51	GWC-51
12/22/2010	0.011 (J)	
2/15/2011	0.013 (J)	
3/22/2011	0.01 (J)	
4/27/2011	0.011 (J)	
10/26/2011	0.0099 (J)	
5/2/2012	0.0085 (J)	
11/8/2012	<0.01	
5/8/2013	0.0094 (J)	
11/4/2013	0.0094 (J)	
5/24/2014	0.0094 (J)	
11/7/2014	0.0094 (J)	
5/22/2015	0.0092 (J)	
11/13/2015	0.0095 (J)	
4/11/2016	0.0105	
6/16/2016	0.0089 (J)	
8/10/2016	0.0082	
10/13/2016	0.0088	
12/5/2016	0.01	
2/13/2017	0.0097	
4/10/2017	0.0082	
6/23/2017	0.01	
10/11/2017	0.0092	
3/26/2018	0.0094	
10/4/2018	0.0093	
3/27/2019	0.011	
9/12/2019	0.011	
3/19/2020	0.011	
9/11/2020	0.01	
4/5/2021	0.01	
8/13/2021	0.019	
2/15/2022	0.011	
8/31/2022	0.011	
2/28/2023		0.01
8/3/2023		0.011

Prediction Limit

Constituent: Barium, Total (mg/L) Analysis Run 9/29/2023 4:40 PM View: Appendix I - IntraWell

Plant Scherer Client: Southern Company Data: Scherer PAC-CCR

	GWC-52	GWC-52
12/21/2010	0.01 (J)	
2/15/2011	0.0086 (J)	
3/21/2011	0.009 (J)	
4/28/2011	0.012 (J)	
10/26/2011	0.0093 (J)	
5/1/2012	0.0048 (J)	
11/9/2012	0.0091 (J)	
5/8/2013	0.0096 (J)	
11/4/2013	0.012	
5/24/2014	0.011	
11/7/2014	0.011	
5/22/2015	0.011	
11/13/2015	0.011	
4/11/2016	0.012	
6/16/2016	0.011	
8/11/2016	0.012	
10/13/2016	0.012	
12/5/2016	0.013	
2/13/2017	0.012	
4/11/2017	0.012	
6/24/2017	0.013	
10/11/2017	0.012	
3/26/2018	0.013	
10/4/2018	0.013	
3/28/2019	0.014	
9/12/2019	0.017	
3/19/2020	0.018	
9/11/2020	0.017	
4/5/2021	0.019	
8/17/2021	0.02	
2/14/2022	0.021	
8/31/2022	0.022	
3/1/2023		0.023
8/3/2023		0.021

Prediction Limit

Constituent: Barium, Total (mg/L) Analysis Run 9/29/2023 4:40 PM View: Appendix I - IntraWell

Plant Scherer Client: Southern Company Data: Scherer PAC-CCR

	GWC-53	GWC-53
12/20/2010	0.11	
2/14/2011	<0.1	
3/21/2011	<0.1	
4/27/2011	0.091 (J)	
10/26/2011	0.1	
5/1/2012	0.095	
11/9/2012	0.093	
5/8/2013	0.077	
11/4/2013	0.083	
5/24/2014	0.07	
11/7/2014	0.065	
5/20/2015	0.058	
11/13/2015	0.058	
4/8/2016	0.0619	
6/16/2016	0.052	
8/11/2016	0.044	
10/13/2016	0.049	
12/6/2016	0.047	
2/13/2017	0.05	
4/11/2017	0.053	
6/24/2017	0.054	
10/11/2017	0.05	
3/26/2018	0.05	
10/4/2018	0.042	
3/28/2019	0.045	
9/12/2019	0.043	
3/19/2020	0.047	
9/11/2020	0.044	
4/6/2021	0.041	
8/13/2021	0.038	
2/14/2022	0.042	
8/31/2022	0.036	
2/28/2023		0.039
8/3/2023		0.033

Prediction Limit

Constituent: Beryllium, Total (mg/L) Analysis Run 9/29/2023 4:40 PM View: Appendix I - IntraWell

Plant Scherer Client: Southern Company Data: Scherer PAC-CCR

	GWA-22	GWA-22
12/22/2010	<0.0025	
2/14/2011	<0.0025	
3/22/2011	<0.0025	
4/26/2011	<0.0025	
10/27/2011	<0.0025	
5/1/2012	<0.0025	
11/8/2012	<0.0025	
5/7/2013	<0.0025	
11/4/2013	<0.0025	
5/24/2014	<0.0025	
11/8/2014	<0.0025	
5/21/2015	<0.0025	
11/13/2015	<0.0025	
4/8/2016	<0.0025	
6/14/2016	<0.0025	
8/9/2016	<0.0025	
10/11/2016	<0.0025	
12/5/2016	<0.0025	
2/10/2017	<0.0025	
4/7/2017	<0.0025	
6/26/2017	<0.0025	
10/9/2017	<0.0025	
3/26/2018	<0.0025 (D)	
10/3/2018	<0.0025	
3/27/2019	<0.0025	
9/12/2019	<0.0025	
3/19/2020	<0.0025	
9/10/2020	<0.0025	
4/2/2021	0.00019 (J)	
8/12/2021	<0.0025	
2/15/2022	<0.0025	
8/26/2022	<0.0025	
2/28/2023		<0.0025
8/3/2023		<0.0025

Prediction Limit

Constituent: Beryllium, Total (mg/L) Analysis Run 9/29/2023 4:40 PM View: Appendix I - Intrawell

Plant Scherer Client: Southern Company Data: Scherer PAC-CCR

	GWC-51	GWC-51
12/22/2010	<0.0025	
2/15/2011	<0.0025	
3/22/2011	<0.0025	
4/27/2011	<0.0025	
10/26/2011	<0.0025	
5/2/2012	<0.0025	
11/8/2012	<0.0025	
5/8/2013	<0.0025	
11/4/2013	<0.0025	
5/24/2014	<0.0025	
11/7/2014	<0.0025	
5/22/2015	<0.0025	
11/13/2015	<0.0025	
4/11/2016	<0.0025	
6/16/2016	2E-05 (J)	
8/10/2016	<0.0025	
10/13/2016	<0.0025	
12/5/2016	<0.0025	
2/13/2017	<0.0025	
4/10/2017	<0.0025	
6/23/2017	<0.0025	
10/11/2017	<0.0025	
3/26/2018	<0.0025	
10/4/2018	<0.0025	
3/27/2019	<0.0025	
9/12/2019	<0.0025	
3/19/2020	<0.0025	
9/11/2020	<0.0025	
4/5/2021	<0.0025	
8/13/2021	<0.0025	
2/15/2022	<0.0025	
8/31/2022	<0.0025	
2/28/2023		<0.0025
8/3/2023		<0.0025

Prediction Limit

Constituent: Cadmium, Total (mg/L) Analysis Run 9/29/2023 4:40 PM View: Appendix I - Intrawell
Plant Scherer Client: Southern Company Data: Scherer PAC-CCR

	GWA-47	GWA-47
12/20/2010	<0.0025	
2/1/2011	<0.0025	
3/23/2011	<0.0025	
4/27/2011	<0.0025	
10/26/2011	<0.0025	
5/1/2012	<0.0025	
11/8/2012	<0.0025	
5/7/2013	<0.0025	
11/5/2013	<0.0025	
5/23/2014	<0.0025	
11/7/2014	<0.0025	
5/21/2015	<0.0025	
11/12/2015	<0.0025	
4/8/2016	<0.0025	
6/14/2016	<0.0025	
8/9/2016	<0.0025	
10/11/2016	<0.0025	
12/5/2016	<0.0025	
2/10/2017	<0.0025	
4/7/2017	0.0016	
6/22/2017	<0.0025	
10/10/2017	<0.0025	
3/22/2018	<0.0025	
10/5/2018	<0.0025	
3/27/2019	<0.0025	
9/12/2019	<0.0025	
3/20/2020	<0.0025	
9/11/2020	<0.0025	
4/5/2021	<0.0025	
8/13/2021	<0.0025	
2/14/2022	<0.0025	
8/31/2022	<0.0025	
2/28/2023		<0.0025
8/3/2023		<0.0025

Prediction Limit

Constituent: Cadmium, Total (mg/L) Analysis Run 9/29/2023 4:40 PM View: Appendix I - Intrawell
Plant Scherer Client: Southern Company Data: Scherer PAC-CCR

	GWC-50	GWC-50
12/22/2010	<0.0025	
2/15/2011	<0.0025	
3/22/2011	<0.0025	
4/27/2011	<0.0025	
10/26/2011	<0.0025	
5/2/2012	<0.0025	
11/8/2012	<0.0025	
5/8/2013	<0.0025	
11/4/2013	<0.0025	
5/24/2014	<0.0025	
11/8/2014	<0.0025	
5/22/2015	<0.0025	
11/13/2015	<0.0025	
4/11/2016	<0.0025	
6/15/2016	7.4E-05 (J)	
8/10/2016	<0.0025	
10/11/2016	<0.0025	
12/2/2016	<0.0025	
2/13/2017	<0.0025	
4/7/2017	<0.0025	
6/22/2017	<0.0025	
10/10/2017	<0.0025	
3/23/2018	<0.0025	
10/4/2018	<0.0025	
3/28/2019	<0.0025	
9/12/2019	<0.0025	
3/19/2020	<0.0025	
9/10/2020	<0.0025	
4/6/2021	<0.0025	
8/13/2021	<0.0025	
2/14/2022	<0.0025	
8/31/2022	<0.0025	
3/1/2023		<0.0025
8/3/2023		<0.0025

Prediction Limit

Constituent: Chromium, Total (mg/L) Analysis Run 9/29/2023 4:40 PM View: Appendix I - IntraWell

Plant Scherer Client: Southern Company Data: Scherer PAC-CCR

	GWA-21	GWA-21
12/22/2010	0.0052	
2/14/2011	0.0057	
3/22/2011	0.0055	
4/26/2011	0.0069	
10/27/2011	0.011	
5/1/2012	0.0056	
11/8/2012	<0.01	
5/7/2013	0.0036 (J)	
11/4/2013	0.0032 (J)	
5/24/2014	0.0043 (J)	
11/8/2014	<0.01	
5/21/2015	0.002 (J)	
11/13/2015	<0.01	
4/6/2016	0.00278 (J)	
6/14/2016	<0.01	
8/10/2016	0.0019 (J)	
10/11/2016	0.0024 (J)	
12/2/2016	0.0023 (J)	
2/10/2017	0.0021 (J)	
4/10/2017	0.002 (J)	
6/23/2017	0.0018 (J)	
10/9/2017	0.0016 (J)	
3/26/2018	0.0011 (J)	
10/3/2018	0.0014 (J)	
3/27/2019	0.003	
9/12/2019	0.0047	
3/19/2020	0.0026	
9/10/2020	0.0019 (J)	
4/2/2021	0.0029	
8/12/2021	0.0016 (J)	
2/14/2022	0.0026	
8/26/2022	0.0016 (J)	
2/28/2023		0.0024
8/2/2023		0.0028

Prediction Limit

Constituent: Chromium, Total (mg/L) Analysis Run 9/29/2023 4:40 PM View: Appendix I - IntraWell
Plant Scherer Client: Southern Company Data: Scherer PAC-CCR

	GWA-22	GWA-22
12/22/2010	0.0029 (J)	
2/14/2011	0.0027 (J)	
3/22/2011	0.0049 (J)	
4/26/2011	0.0048 (J)	
10/27/2011	0.0023 (J)	
5/1/2012	0.0051	
11/8/2012	0.0034 (J)	
5/7/2013	0.0078	
11/4/2013	0.0055 (J)	
5/24/2014	0.0075 (J)	
11/8/2014	0.0048 (J)	
5/21/2015	0.0082 (J)	
11/13/2015	0.0079 (J)	
4/8/2016	<0.01	
6/14/2016	<0.01	
8/9/2016	0.0079	
10/11/2016	0.0069	
12/5/2016	0.0077	
2/10/2017	0.0098	
4/7/2017	0.0081	
6/26/2017	0.0084	
10/9/2017	0.0082	
3/26/2018	0.0088	
10/3/2018	0.0086	
3/27/2019	0.0078	
9/12/2019	0.0092	
3/19/2020	0.011	
9/10/2020	0.0077	
4/2/2021	0.01	
8/12/2021	0.008	
2/15/2022	0.013	
8/26/2022	0.0078	
2/28/2023		0.01
8/3/2023		0.0089

Prediction Limit

Constituent: Chromium, Total (mg/L) Analysis Run 9/29/2023 4:40 PM View: Appendix I - IntraWell
Plant Scherer Client: Southern Company Data: Scherer PAC-CCR

	GWA-45	GWA-45
12/20/2010	<0.002	
2/14/2011	<0.002	
3/21/2011	<0.002	
4/26/2011	<0.002	
10/26/2011	<0.002	
5/1/2012	<0.002	
11/8/2012	<0.002	
5/8/2013	<0.002	
11/4/2013	<0.002	
5/24/2014	<0.002	
11/7/2014	<0.002	
5/20/2015	0.0025 (O)	
11/13/2015	0.0042 (O)	
4/7/2016	<0.002	
6/14/2016	<0.002	
8/9/2016	<0.002	
10/10/2016	<0.002	
12/2/2016	<0.002	
2/9/2017	<0.002	
4/7/2017	<0.002	
6/22/2017	<0.002	
10/10/2017	<0.002	
3/22/2018	<0.002 (D)	
10/3/2018	<0.002	
3/27/2019	<0.002	
9/12/2019	<0.002	
3/19/2020	<0.002	
9/11/2020	<0.002	
4/2/2021	<0.002	
8/12/2021	<0.002	
2/14/2022	<0.002	
8/31/2022	<0.002	
2/28/2023		<0.002
8/3/2023		0.0012 (J)

Prediction Limit

Constituent: Chromium, Total (mg/L) Analysis Run 9/29/2023 4:40 PM View: Appendix I - IntraWell
Plant Scherer Client: Southern Company Data: Scherer PAC-CCR

	GWA-46	GWA-46
12/20/2010	0.0036 (J)	
2/1/2011	0.0037 (J)	
3/21/2011	0.004 (J)	
4/26/2011	0.0037 (J)	
10/27/2011	0.0047 (J)	
5/2/2012	0.005 (J)	
11/8/2012	0.0081	
5/7/2013	0.0035 (J)	
11/4/2013	0.0056 (J)	
5/24/2014	0.005 (J)	
11/7/2014	0.004 (J)	
5/20/2015	0.0062 (J)	
11/13/2015	0.0067 (J)	
4/7/2016	0.00467 (J)	
6/14/2016	<0.01	
8/9/2016	0.0041	
10/10/2016	0.0041	
12/2/2016	0.0039	
2/10/2017	0.0044	
4/7/2017	0.0046	
6/23/2017	0.005	
10/10/2017	0.0088	
3/23/2018	0.0045	
10/4/2018	0.0047	
3/27/2019	0.0048	
9/12/2019	0.0051	
3/19/2020	0.0043	
9/11/2020	0.0042	
4/5/2021	0.0041	
8/12/2021	0.0045	
2/14/2022	0.0047	
8/31/2022	0.0048	
2/28/2023		0.0047
8/3/2023		0.0053

Prediction Limit

Constituent: Chromium, Total (mg/L) Analysis Run 9/29/2023 4:40 PM View: Appendix I - Intrawell
Plant Scherer Client: Southern Company Data: Scherer PAC-CCR

	GWA-47	GWA-47
12/20/2010	0.0064	
2/1/2011	0.015	
3/23/2011	0.0084	
4/27/2011	0.011	
10/26/2011	0.0061	
5/1/2012	0.0072	
11/8/2012	0.015	
5/7/2013	0.044	
11/5/2013	0.023	
5/23/2014	0.022	
11/7/2014	0.013	
5/21/2015	0.029	
11/12/2015	0.045	
4/8/2016	<0.01	
6/14/2016	<0.01	
8/9/2016	0.008	
10/11/2016	0.0079	
12/5/2016	0.0057	
2/10/2017	0.0062	
4/7/2017	0.0072	
6/22/2017	0.0074	
10/10/2017	0.0072	
3/22/2018	0.0074	
10/5/2018	0.0083	
3/27/2019	0.0081	
9/12/2019	0.0088	
3/20/2020	0.0085	
9/11/2020	0.0081	
4/5/2021	0.0084	
8/13/2021	0.0082	
2/14/2022	0.0086	
8/31/2022	0.0084	
2/28/2023		0.0084
8/3/2023		0.0092

Prediction Limit

Constituent: Chromium, Total (mg/L) Analysis Run 9/29/2023 4:40 PM View: Appendix I - IntraWell
Plant Scherer Client: Southern Company Data: Scherer PAC-CCR

	GWA-48	GWA-48
12/21/2010	0.0094	
2/14/2011	0.028	
3/23/2011	0.0042 (J)	
4/27/2011	<0.01	
10/25/2011	0.0062	
5/1/2012	0.011	
11/8/2012	0.0089	
5/7/2013	0.019	
11/5/2013	0.0057 (J)	
5/23/2014	0.0084 (J)	
11/7/2014	0.011	
5/21/2015	0.013	
11/12/2015	0.015	
4/7/2016	0.00498 (J)	
6/17/2016	<0.01	
8/10/2016	0.0047	
10/14/2016	0.0056	
12/19/2016	0.0039	
2/13/2017	0.0059	
4/7/2017	0.0051	
6/22/2017	0.005	
10/10/2017	0.005	
3/23/2018	0.005	
10/3/2018	0.0051	
3/27/2019	0.0051	
9/12/2019	0.0085	
3/19/2020	0.0063	
9/11/2020	0.0053	
4/5/2021	0.0061	
8/12/2021	0.0058	
2/14/2022	0.0058	
8/31/2022	0.0059	
2/28/2023		0.0058
8/3/2023		0.0056

Prediction Limit

Constituent: Chromium, Total (mg/L) Analysis Run 9/29/2023 4:40 PM View: Appendix I - IntraWell
Plant Scherer Client: Southern Company Data: Scherer PAC-CCR

	GWA-49	GWA-49
12/21/2010	0.0073	
2/14/2011	0.0051	
3/21/2011	0.0067	
4/26/2011	0.0065	
10/26/2011	0.0068	
5/2/2012	0.011	
11/8/2012	0.0052	
5/8/2013	0.0059	
11/5/2013	0.0044 (J)	
5/23/2014	0.0087 (J)	
11/7/2014	0.0048 (J)	
5/21/2015	0.006 (J)	
11/12/2015	0.007 (J)	
4/7/2016	0.0056 (J)	
6/14/2016	<0.01	
8/9/2016	0.0053	
10/11/2016	0.0058	
12/2/2016	0.0071	
2/9/2017	0.0051	
4/7/2017	0.006	
6/22/2017	0.0056	
10/10/2017	0.0073	
3/22/2018	0.0051	
10/3/2018	0.0052	
3/27/2019	0.0056	
9/12/2019	0.0075	
3/19/2020	0.0055	
9/10/2020	0.0063	
4/6/2021	0.0055	
8/12/2021	0.0096	
2/14/2022	0.0076	
8/30/2022	0.0064	
3/1/2023		0.0057
8/3/2023		0.0065

Prediction Limit

Constituent: Chromium, Total (mg/L) Analysis Run 9/29/2023 4:40 PM View: Appendix I - Intrawell

Plant Scherer Client: Southern Company Data: Scherer PAC-CCR

	GWC-29	GWC-29
12/22/2010	0.0026 (J)	
2/15/2011	<0.002	
3/22/2011	<0.002	
4/27/2011	<0.002	
10/26/2011	<0.002	
5/2/2012	<0.002	
11/8/2012	<0.002	
5/8/2013	<0.002	
11/4/2013	0.0027 (J)	
5/24/2014	0.0027 (J)	
11/7/2014	<0.002	
5/22/2015	0.0034 (J)	
11/13/2015	0.0038 (J)	
4/11/2016	<0.002	
6/15/2016	<0.002	
8/10/2016	0.0014 (J)	
10/11/2016	0.0017 (J)	
12/5/2016	0.0014 (J)	
2/13/2017	0.0016 (J)	
4/10/2017	0.0014 (J)	
6/23/2017	0.0014 (J)	
10/10/2017	0.0039	
3/26/2018	0.0013 (J)	
10/4/2018	0.0014 (J)	
3/28/2019	0.0012 (J)	
9/12/2019	0.0021 (J)	
3/19/2020	<0.002	
9/10/2020	<0.002	
4/6/2021	<0.002	
8/13/2021	<0.002	
2/14/2022	<0.002	
8/31/2022	<0.002	
3/1/2023		<0.002
8/3/2023		<0.002

Prediction Limit

Constituent: Chromium, Total (mg/L) Analysis Run 9/29/2023 4:40 PM View: Appendix I - Intrawell

Plant Scherer Client: Southern Company Data: Scherer PAC-CCR

	GWC-50	GWC-50
12/22/2010	0.0034 (J)	
2/15/2011	0.0034 (J)	
3/22/2011	0.0037 (J)	
4/27/2011	0.0038 (J)	
10/26/2011	0.0039 (J)	
5/2/2012	0.0044 (J)	
11/8/2012	0.0026 (J)	
5/8/2013	0.0038 (J)	
11/4/2013	0.0063 (J)	
5/24/2014	0.0061 (J)	
11/8/2014	<0.002	
5/22/2015	0.0037 (J)	
11/13/2015	0.0055 (J)	
4/11/2016	0.00479 (J)	
6/15/2016	<0.002	
8/10/2016	0.0047	
10/11/2016	0.0048	
12/2/2016	0.0043	
2/13/2017	0.0047	
4/7/2017	0.0044	
6/22/2017	0.0045	
10/10/2017	0.005	
3/23/2018	0.0042	
10/4/2018	0.005	
3/28/2019	0.0043	
9/12/2019	0.006	
3/19/2020	0.0047	
9/10/2020	0.0047	
4/6/2021	0.0044	
8/13/2021	0.0089	
2/14/2022	0.0046	
8/31/2022	0.004	
3/1/2023		<0.002
8/3/2023		0.0042

Prediction Limit

Constituent: Chromium, Total (mg/L) Analysis Run 9/29/2023 4:40 PM View: Appendix I - Intrawell

Plant Scherer Client: Southern Company Data: Scherer PAC-CCR

	GWC-51	GWC-51
12/22/2010	0.0036 (J)	
2/15/2011	0.0038 (J)	
3/22/2011	0.0022 (J)	
4/27/2011	0.0042 (J)	
10/26/2011	0.0042 (J)	
5/2/2012	0.0037 (J)	
11/8/2012	<0.01	
5/8/2013	0.0032 (J)	
11/4/2013	0.0063 (J)	
5/24/2014	0.003 (J)	
11/7/2014	<0.01	
5/22/2015	0.0023 (J)	
11/13/2015	0.0042 (J)	
4/11/2016	0.00309 (J)	
6/16/2016	<0.01	
8/10/2016	0.0023 (J)	
10/13/2016	0.0028	
12/5/2016	0.0032	
2/13/2017	0.0021 (J)	
4/10/2017	0.0022 (J)	
6/23/2017	0.0025	
10/11/2017	0.0027	
3/26/2018	0.0028	
10/4/2018	0.0041	
3/27/2019	0.0044	
9/12/2019	0.0043	
3/19/2020	0.0032	
9/11/2020	0.0041	
4/5/2021	0.0054	
8/13/2021	0.0087	
2/15/2022	0.0054	
8/31/2022	0.0047	
2/28/2023		0.0047
8/3/2023		0.0063

Prediction Limit

Constituent: Chromium, Total (mg/L) Analysis Run 9/29/2023 4:40 PM View: Appendix I - Intrawell
Plant Scherer Client: Southern Company Data: Scherer PAC-CCR

	GWC-52	GWC-52
12/21/2010	0.01	
2/15/2011	0.0087	
3/21/2011	0.0083	
4/28/2011	0.0076	
10/26/2011	0.0078	
5/1/2012	0.0049 (J)	
11/9/2012	0.0066	
5/8/2013	0.0082	
11/4/2013	0.013	
5/24/2014	0.012	
11/7/2014	0.0084 (J)	
5/22/2015	0.0096 (J)	
11/13/2015	0.011	
4/11/2016	0.0101	
6/16/2016	<0.01	
8/11/2016	0.0097	
10/13/2016	0.012	
12/5/2016	0.012	
2/13/2017	0.011	
4/11/2017	0.011	
6/24/2017	0.0095	
10/11/2017	0.0096	
3/26/2018	0.012	
10/4/2018	0.016	
3/28/2019		0.019
9/12/2019		0.027
3/19/2020		0.029
9/11/2020		0.028
4/5/2021		0.031
8/17/2021		0.034
2/14/2022		0.036
8/31/2022		0.038
3/1/2023		0.038
8/3/2023		0.035

Prediction Limit

Constituent: Chromium, Total (mg/L) Analysis Run 9/29/2023 4:40 PM View: Appendix I - Intrawell
Plant Scherer Client: Southern Company Data: Scherer PAC-CCR

	GWC-53	GWC-53
12/20/2010	<0.002	
2/14/2011	<0.002	
3/21/2011	<0.002	
4/27/2011	<0.002	
10/26/2011	0.0033 (J)	
5/1/2012	0.0025 (J)	
11/9/2012	<0.002	
5/8/2013	<0.002	
11/4/2013	0.0035 (J)	
5/24/2014	0.0027 (J)	
11/7/2014	<0.002	
5/20/2015	0.0021 (J)	
11/13/2015	0.0041 (J)	
4/8/2016	<0.002	
6/16/2016	<0.002	
8/11/2016	0.0013 (J)	
10/13/2016	0.0018 (J)	
12/6/2016	0.0014 (J)	
2/13/2017	0.0021 (J)	
4/11/2017	0.0012 (J)	
6/24/2017	0.0017 (J)	
10/11/2017	0.0013 (J)	
3/26/2018	0.0014 (J)	
10/4/2018	<0.002	
3/28/2019	<0.002	
9/12/2019	0.002 (J)	
3/19/2020	<0.002	
9/11/2020	0.0023	
4/6/2021	<0.002	
8/13/2021	0.0019 (J)	
2/14/2022	0.0018 (J)	
8/31/2022	0.002	
2/28/2023		0.003
8/3/2023		<0.002

Prediction Limit

Constituent: Cobalt, Total (mg/L) Analysis Run 9/29/2023 4:40 PM View: Appendix I - Intrawell
Plant Scherer Client: Southern Company Data: Scherer PAC-CCR

	GWA-21	GWA-21
12/22/2010	<0.0025	
2/14/2011	<0.0025	
3/22/2011	<0.0025	
4/26/2011	<0.0025	
10/27/2011	<0.0025	
5/1/2012	<0.0025	
11/8/2012	<0.0025	
5/7/2013	<0.0025	
11/4/2013	<0.0025	
5/24/2014	<0.0025	
11/8/2014	<0.0025	
5/21/2015	<0.0025	
11/13/2015	<0.0025	
4/6/2016	<0.0025	
6/14/2016	6.6E-05 (J)	
8/10/2016	<0.0025	
10/11/2016	0.00047 (J)	
12/2/2016	0.0014 (J)	
2/10/2017	0.00052 (J)	
4/10/2017	<0.0025	
6/23/2017	<0.0025	
10/9/2017	0.00053 (J)	
3/26/2018	0.00088 (J)	
10/3/2018	0.0014 (J)	
3/27/2019	<0.0025	
9/12/2019	0.0004 (J)	
3/19/2020	0.00015 (J)	
9/10/2020	0.00019 (J)	
4/2/2021	0.00016 (J)	
8/12/2021	0.00028 (J)	
2/14/2022	<0.0025	
8/26/2022	<0.0025	
2/28/2023		<0.0025
8/2/2023		<0.0025

Prediction Limit

Constituent: Cobalt, Total (mg/L) Analysis Run 9/29/2023 4:40 PM View: Appendix I - Intrawell
Plant Scherer Client: Southern Company Data: Scherer PAC-CCR

	GWA-22	GWA-22
12/22/2010	0.0038 (O)	
2/14/2011	<0.0025	
3/22/2011	<0.0025	
4/26/2011	<0.0025	
10/27/2011	<0.0025	
5/1/2012	<0.0025	
11/8/2012	<0.0025	
5/7/2013	<0.0025	
11/4/2013	<0.0025	
5/24/2014	<0.0025	
11/8/2014	<0.0025	
5/21/2015	<0.0025	
11/13/2015	<0.0025	
4/8/2016	<0.0025	
6/14/2016	0.00042 (J)	
8/9/2016	0.00068 (J)	
10/11/2016	<0.0025	
12/5/2016	0.0012 (J)	
2/10/2017	0.0013 (J)	
4/7/2017	<0.0025	
6/26/2017	0.00073 (J)	
10/9/2017	<0.0025	
3/26/2018	<0.0025 (D)	
10/3/2018	<0.0025	
3/27/2019	<0.0025	
9/12/2019	<0.0025	
3/19/2020	<0.0025	
9/10/2020	0.00014 (J)	
4/2/2021	0.00026 (J)	
8/12/2021	0.00015 (J)	
2/15/2022	0.00054 (J)	
8/26/2022	<0.0025	
2/28/2023		<0.0025
8/3/2023		<0.0025

Prediction Limit

Constituent: Cobalt, Total (mg/L) Analysis Run 9/29/2023 4:40 PM View: Appendix I - Intrawell
Plant Scherer Client: Southern Company Data: Scherer PAC-CCR

	GWA-45	GWA-45
12/20/2010	0.012	
2/14/2011	0.0093 (J)	
3/21/2011	0.0076 (J)	
4/26/2011	0.0058 (J)	
10/26/2011	0.005 (J)	
5/1/2012	0.0032 (J)	
11/8/2012	0.0034 (J)	
5/8/2013	<0.01	
11/4/2013	<0.01	
5/24/2014	<0.01	
11/7/2014	<0.01	
5/20/2015	<0.01	
11/13/2015	<0.01	
4/7/2016	<0.01	
6/14/2016	0.0031 (J)	
8/9/2016	0.0023 (J)	
10/10/2016	0.0024 (J)	
12/2/2016	0.0021 (J)	
2/9/2017	0.00096 (J)	
4/7/2017	0.0034	
6/22/2017	0.0029	
10/10/2017	0.0025	
3/22/2018	0.0015 (JD)	
10/3/2018	0.0018 (J)	
3/27/2019	0.00083 (J)	
9/12/2019	0.0018 (J)	
3/19/2020	0.0005 (J)	
9/11/2020	0.0035	
4/2/2021	0.002 (J)	
8/12/2021	0.0024 (J)	
2/14/2022	0.00059 (J)	
8/31/2022	0.0012 (J)	
2/28/2023		0.00097 (J)
8/3/2023		0.0011 (J)

Prediction Limit

Constituent: Cobalt, Total (mg/L) Analysis Run 9/29/2023 4:40 PM View: Appendix I - Intrawell
Plant Scherer Client: Southern Company Data: Scherer PAC-CCR

	GWA-46	GWA-46
12/20/2010	<0.0025	
2/1/2011	<0.0025	
3/21/2011	<0.0025	
4/26/2011	<0.0025	
10/27/2011	<0.0025	
5/2/2012	<0.0025	
11/8/2012	<0.0025	
5/7/2013	<0.0025	
11/4/2013	<0.0025	
5/24/2014	<0.0025	
11/7/2014	<0.0025	
5/20/2015	<0.0025	
11/13/2015	<0.0025	
4/7/2016	<0.0025	
6/14/2016	3.8E-05 (J)	
8/9/2016	<0.0025	
10/10/2016	<0.0025	
12/2/2016	<0.0025	
2/10/2017	<0.0025	
4/7/2017	<0.0025	
6/23/2017	<0.0025	
10/10/2017	<0.0025	
3/23/2018	<0.0025	
10/4/2018	<0.0025	
3/27/2019	<0.0025	
9/12/2019	9.5E-05 (J)	
3/19/2020	0.00025 (J)	
9/11/2020	<0.0025	
4/5/2021	<0.0025	
8/12/2021	<0.0025	
2/14/2022	<0.0025	
8/31/2022	<0.0025	
2/28/2023		<0.0025
8/3/2023		<0.0025

Prediction Limit

Constituent: Cobalt, Total (mg/L) Analysis Run 9/29/2023 4:40 PM View: Appendix I - Intrawell
Plant Scherer Client: Southern Company Data: Scherer PAC-CCR

	GWA-47	GWA-47
12/20/2010	0.0033 (O)	
2/1/2011	<0.0025	
3/23/2011	<0.0025	
4/27/2011	<0.0025	
10/26/2011	<0.0025	
5/1/2012	<0.0025	
11/8/2012	<0.0025	
5/7/2013	<0.0025	
11/5/2013	<0.0025	
5/23/2014	0.0048 (O)	
11/7/2014	<0.0025	
5/21/2015	<0.0025	
11/12/2015	<0.0025	
4/8/2016	<0.0025	
6/14/2016	4.2E-05 (J)	
8/9/2016	<0.0025	
10/11/2016	0.00052 (J)	
12/5/2016	<0.0025	
2/10/2017	<0.0025	
4/7/2017	<0.0025	
6/22/2017	<0.0025	
10/10/2017	<0.0025	
3/22/2018	<0.0025	
10/5/2018	<0.0025	
3/27/2019	<0.0025	
9/12/2019	0.00011 (J)	
3/20/2020	<0.0025	
9/11/2020	<0.0025	
4/5/2021	0.00017 (J)	
8/13/2021	<0.0025	
2/14/2022	<0.0025	
8/31/2022	<0.0025	
2/28/2023		<0.0025
8/3/2023		<0.0025

Prediction Limit

Constituent: Cobalt, Total (mg/L) Analysis Run 9/29/2023 4:40 PM View: Appendix I - Intrawell
Plant Scherer Client: Southern Company Data: Scherer PAC-CCR

	GWA-48	GWA-48
12/21/2010	<0.0025	
2/14/2011	<0.0025	
3/23/2011	<0.0025	
4/27/2011	<0.0025	
10/25/2011	<0.0025	
5/1/2012	0.0039 (O)	
11/8/2012	<0.0025	
5/7/2013	<0.0025	
11/5/2013	<0.0025	
5/23/2014	<0.0025	
11/7/2014	<0.0025	
5/21/2015	<0.0025	
11/12/2015	<0.0025	
4/7/2016	<0.0025	
6/17/2016	0.00017 (J)	
8/10/2016	<0.0025	
10/14/2016	<0.0025	
12/19/2016	<0.0025	
2/13/2017	<0.0025	
4/7/2017	<0.0025	
6/22/2017	<0.0025	
10/10/2017	<0.0025	
3/23/2018	<0.0025	
10/3/2018	<0.0025	
3/27/2019	<0.0025	
9/12/2019	<0.0025	
3/19/2020	0.00029 (J)	
9/11/2020	<0.0025	
4/5/2021	0.00019 (J)	
8/12/2021	<0.0025	
2/14/2022	<0.0025	
8/31/2022	<0.0025	
2/28/2023		<0.0025
8/3/2023		<0.0025

Prediction Limit

Constituent: Cobalt, Total (mg/L) Analysis Run 9/29/2023 4:40 PM View: Appendix I - Intrawell
Plant Scherer Client: Southern Company Data: Scherer PAC-CCR

	GWA-49	GWA-49
12/21/2010	<0.0025	
2/14/2011	<0.0025	
3/21/2011	<0.0025	
4/26/2011	<0.0025	
10/26/2011	<0.0025	
5/2/2012	<0.0025	
11/8/2012	<0.0025	
5/8/2013	<0.0025	
11/5/2013	<0.0025	
5/23/2014	<0.0025	
11/7/2014	<0.0025	
5/21/2015	<0.0025	
11/12/2015	<0.0025	
4/7/2016	<0.0025	
6/14/2016	<0.0025	
8/9/2016	<0.0025	
10/11/2016	<0.0025	
12/2/2016	0.0004 (J)	
2/9/2017	<0.0025	
4/7/2017	<0.0025	
6/22/2017	<0.0025	
10/10/2017	<0.0025	
3/22/2018	<0.0025	
10/3/2018	<0.0025	
3/27/2019	<0.0025	
9/12/2019	0.00017 (J)	
3/19/2020	<0.0025	
9/10/2020	0.0002 (J)	
4/6/2021	<0.0025	
8/12/2021	0.00072 (J)	
2/14/2022	0.00039 (J)	
8/30/2022	<0.0025	
3/1/2023		<0.0025
8/3/2023		<0.0025

Prediction Limit

Constituent: Cobalt, Total (mg/L) Analysis Run 9/29/2023 4:40 PM View: Appendix I - IntraWell
Plant Scherer Client: Southern Company Data: Scherer PAC-CCR

	GWC-29	GWC-29
12/22/2010	<0.0025	
2/15/2011	<0.0025	
3/22/2011	<0.0025	
4/27/2011	<0.0025	
10/26/2011	<0.0025	
5/2/2012	<0.0025	
11/8/2012	<0.0025	
5/8/2013	<0.0025	
11/4/2013	<0.0025	
5/24/2014	<0.0025	
11/7/2014	<0.0025	
5/22/2015	<0.0025	
11/13/2015	<0.0025	
4/11/2016	<0.0025	
6/15/2016	<0.0025	
8/10/2016	<0.0025	
10/11/2016	<0.0025	
12/5/2016	<0.0025	
2/13/2017	<0.0025	
4/10/2017	<0.0025	
6/23/2017	<0.0025	
10/10/2017	<0.0025	
3/26/2018	<0.0025	
10/4/2018	<0.0025	
3/28/2019	<0.0025	
9/12/2019	<0.0025	
3/19/2020	<0.0025	
9/10/2020	<0.0025	
4/6/2021	<0.0025	
8/13/2021	0.00015 (J)	
2/14/2022	<0.0025	
8/31/2022	<0.0025	
3/1/2023		<0.0025
8/3/2023		<0.0025

Prediction Limit

Constituent: Cobalt, Total (mg/L) Analysis Run 9/29/2023 4:40 PM View: Appendix I - Intrawell
Plant Scherer Client: Southern Company Data: Scherer PAC-CCR

	GWC-50	GWC-50
12/22/2010	<0.0025	
2/15/2011	<0.0025	
3/22/2011	<0.0025	
4/27/2011	<0.0025	
10/26/2011	<0.0025	
5/2/2012	<0.0025	
11/8/2012	<0.0025	
5/8/2013	<0.0025	
11/4/2013	<0.0025	
5/24/2014	<0.0025	
11/8/2014	<0.0025	
5/22/2015	<0.0025	
11/13/2015	<0.0025	
4/11/2016	<0.0025	
6/15/2016	<0.0025	
8/10/2016	<0.0025	
10/11/2016	<0.0025	
12/2/2016	<0.0025	
2/13/2017	<0.0025	
4/7/2017	<0.0025	
6/22/2017	<0.0025	
10/10/2017	<0.0025	
3/23/2018	<0.0025	
10/4/2018	<0.0025	
3/28/2019	<0.0025	
9/12/2019	<0.0025	
3/19/2020	<0.0025	
9/10/2020	<0.0025	
4/6/2021	<0.0025	
8/13/2021	0.00074 (J)	
2/14/2022	<0.0025	
8/31/2022	<0.0025	
3/1/2023		0.01
8/3/2023		<0.0025

Prediction Limit

Constituent: Cobalt, Total (mg/L) Analysis Run 9/29/2023 4:40 PM View: Appendix I - Intrawell
Plant Scherer Client: Southern Company Data: Scherer PAC-CCR

	GWC-51	GWC-51
12/22/2010	<0.0025	
2/15/2011	<0.0025	
3/22/2011	<0.0025	
4/27/2011	<0.0025	
10/26/2011	<0.0025	
5/2/2012	<0.0025	
11/8/2012	<0.0025	
5/8/2013	<0.0025	
11/4/2013	<0.0025	
5/24/2014	<0.0025	
11/7/2014	<0.0025	
5/22/2015	<0.0025	
11/13/2015	<0.0025	
4/11/2016	<0.0025	
6/16/2016	<0.0025	
8/10/2016	<0.0025	
10/13/2016	<0.0025	
12/5/2016	<0.0025	
2/13/2017	<0.0025	
4/10/2017	<0.0025	
6/23/2017	<0.0025	
10/11/2017	<0.0025	
3/26/2018	<0.0025	
10/4/2018	<0.0025	
3/27/2019	<0.0025	
9/12/2019	0.00012 (J)	
3/19/2020	<0.0025	
9/11/2020	<0.0025	
4/5/2021	0.0002 (J)	
8/13/2021	0.00059 (J)	
2/15/2022	<0.0025	
8/31/2022	<0.0025	
2/28/2023		<0.0025
8/3/2023		<0.0025

Prediction Limit

Constituent: Cobalt, Total (mg/L) Analysis Run 9/29/2023 4:40 PM View: Appendix I - IntraWell
Plant Scherer Client: Southern Company Data: Scherer PAC-CCR

	GWC-53	GWC-53
12/20/2010	0.0051 (J)	
2/14/2011	0.0038 (J)	
3/21/2011	0.0037 (J)	
4/27/2011	<0.01	
10/26/2011	0.0046 (J)	
5/1/2012	0.0043 (J)	
11/9/2012	0.007 (J)	
5/8/2013	0.0047 (J)	
11/4/2013	0.0096 (J)	
5/24/2014	0.0097 (J)	
11/7/2014	0.012	
5/20/2015	0.011	
11/13/2015	0.013	
4/8/2016	<0.01	
6/16/2016	0.0062 (J)	
8/11/2016	0.0092	
10/13/2016	0.0045	
12/6/2016	0.0043	
2/13/2017	0.011	
4/11/2017	0.012	
6/24/2017	0.011	
10/11/2017	0.016	
3/26/2018	0.0069	
10/4/2018	0.016	
3/28/2019	0.011	
9/12/2019	0.011	
3/19/2020	0.0083	
9/11/2020	0.002 (J)	
4/6/2021	0.0062	
8/13/2021	0.015	
2/14/2022	0.011	
8/31/2022	0.014	
2/28/2023		0.0038
8/3/2023		0.013

Prediction Limit

Constituent: Copper, Total (mg/L) Analysis Run 9/29/2023 4:40 PM View: Appendix I - IntraWell
Plant Scherer Client: Southern Company Data: Scherer PAC-CCR

	GWA-21	GWA-21
12/22/2010	<0.002	
2/14/2011	<0.002	
3/22/2011	<0.002	
4/26/2011	<0.002	
10/27/2011	<0.002	
5/1/2012	<0.002	
11/8/2012	<0.002	
5/7/2013	<0.002	
11/4/2013	<0.002	
5/24/2014	<0.002	
11/8/2014	<0.002	
5/21/2015	0.0028 (O)	
11/13/2015	<0.002	
4/6/2016	<0.002	
10/11/2016	<0.002	
4/10/2017	<0.002	
10/9/2017	<0.002	
3/26/2018	<0.002	
10/3/2018	<0.002	
3/27/2019	<0.002	
9/12/2019	<0.002	
3/19/2020	<0.002	
9/10/2020	0.0023	
4/2/2021	<0.002	
8/12/2021	0.00066 (J)	
2/14/2022	<0.002	
8/26/2022	<0.002	
2/28/2023		<0.002
8/2/2023		<0.002

Prediction Limit

Constituent: Copper, Total (mg/L) Analysis Run 9/29/2023 4:40 PM View: Appendix I - IntraWell
Plant Scherer Client: Southern Company Data: Scherer PAC-CCR

	GWA-22	GWA-22
12/22/2010	<0.002	
2/14/2011	<0.002	
3/22/2011	<0.002	
4/26/2011	<0.002	
10/27/2011	<0.002	
5/1/2012	<0.002	
11/8/2012	<0.002	
5/7/2013	<0.002	
11/4/2013	<0.002	
5/24/2014	<0.002	
11/8/2014	<0.002	
5/21/2015	0.003 (J)	
11/13/2015	0.078 (O)	
4/8/2016	<0.002	
10/11/2016	<0.002	
4/7/2017	<0.002	
10/9/2017	<0.002	
3/26/2018	<0.002 (D)	
10/3/2018	<0.002	
3/27/2019	<0.002	
9/12/2019	<0.002	
3/19/2020	<0.002	
9/10/2020	<0.002	
4/2/2021	<0.002	
8/12/2021	<0.002	
2/15/2022	0.0015 (J)	
8/26/2022	<0.002	
2/28/2023		<0.002
8/3/2023		<0.002

Prediction Limit

Constituent: Copper, Total (mg/L) Analysis Run 9/29/2023 4:40 PM View: Appendix I - IntraWell
Plant Scherer Client: Southern Company Data: Scherer PAC-CCR

	GWA-45	GWA-45
12/20/2010	0.0021 (J)	
2/14/2011	<0.002	
3/21/2011	<0.002	
4/26/2011	<0.002	
10/26/2011	<0.002	
5/1/2012	<0.002	
11/8/2012	0.0034 (J)	
5/8/2013	<0.002	
11/4/2013	<0.002	
5/24/2014	<0.002	
11/7/2014	0.002 (J)	
5/20/2015	0.0024 (J)	
11/13/2015	<0.002	
4/7/2016	<0.002	
10/10/2016	<0.002	
4/7/2017	<0.002	
10/10/2017	<0.002	
3/22/2018	<0.002 (D)	
10/3/2018	<0.002	
3/27/2019	<0.002	
9/12/2019	<0.002	
3/19/2020	0.00072 (J)	
9/11/2020	0.002	
4/2/2021	<0.002	
8/12/2021	<0.002	
2/14/2022	<0.002	
8/31/2022	<0.002	
2/28/2023		<0.002
8/3/2023		<0.002

Prediction Limit

Constituent: Copper, Total (mg/L) Analysis Run 9/29/2023 4:40 PM View: Appendix I - IntraWell
Plant Scherer Client: Southern Company Data: Scherer PAC-CCR

	GWA-47	GWA-47
12/20/2010	0.0065 (J)	
2/1/2011	0.018	
3/23/2011	0.022	
4/27/2011	0.02	
10/26/2011	0.0025 (J)	
5/1/2012	0.0022 (J)	
11/8/2012	0.015	
5/7/2013	0.02	
11/5/2013	0.014	
5/23/2014	0.06 (O)	
11/7/2014	0.0032 (J)	
5/21/2015	0.017 (JV)	
11/12/2015	0.01 (J)	
4/8/2016	<0.002	
10/11/2016	0.0051	
4/7/2017	<0.002	
10/10/2017	<0.002	
3/22/2018	<0.002	
10/5/2018	<0.002	
3/27/2019	<0.002	
9/12/2019	<0.002	
3/20/2020	0.0011 (J)	
9/11/2020	<0.002	
4/5/2021	0.0019 (J)	
8/13/2021	<0.002	
2/14/2022	<0.002	
8/31/2022	<0.002	
2/28/2023		<0.002
8/3/2023		<0.002

Prediction Limit

Constituent: Copper, Total (mg/L) Analysis Run 9/29/2023 4:40 PM View: Appendix I - IntraWell

Plant Scherer Client: Southern Company Data: Scherer PAC-CCR

	GWA-48	GWA-48
12/21/2010	0.0084 (J)	
2/14/2011	0.013 (O)	
3/23/2011	0.0061 (J)	
4/27/2011	<0.002	
10/25/2011	<0.002	
5/1/2012	0.0027 (J)	
11/8/2012	<0.002	
5/7/2013	0.0039 (J)	
11/5/2013	<0.002	
5/23/2014	0.0029 (J)	
11/7/2014	<0.002	
5/21/2015	0.0031 (J)	
11/12/2015	<0.002	
4/7/2016	<0.002	
10/14/2016	0.0024 (J)	
4/7/2017	<0.002	
10/10/2017	<0.002	
3/23/2018	<0.002	
10/3/2018	<0.002	
3/27/2019	<0.002	
9/12/2019	0.00083 (J)	
3/19/2020	0.0022	
9/11/2020	<0.002	
4/5/2021	0.00093 (J)	
8/12/2021	<0.002	
2/14/2022	<0.002	
8/31/2022	<0.002	
2/28/2023		<0.002
8/3/2023		<0.002

Prediction Limit

Constituent: Copper, Total (mg/L) Analysis Run 9/29/2023 4:40 PM View: Appendix I - IntraWell
Plant Scherer Client: Southern Company Data: Scherer PAC-CCR

	GWA-49	GWA-49
12/21/2010	<0.002	
2/14/2011	<0.002	
3/21/2011	<0.002	
4/26/2011	<0.002	
10/26/2011	<0.002	
5/2/2012	<0.002	
11/8/2012	<0.002	
5/8/2013	<0.002	
11/5/2013	<0.002	
5/23/2014	<0.002	
11/7/2014	<0.002	
5/21/2015	<0.002	
11/12/2015	<0.002	
4/7/2016	<0.002	
10/11/2016	<0.002	
4/7/2017	<0.002	
10/10/2017	<0.002	
3/22/2018	<0.002	
10/3/2018	<0.002	
3/27/2019	<0.002	
9/12/2019	<0.002	
3/19/2020	<0.002	
9/10/2020	<0.002	
4/6/2021	<0.002	
8/12/2021	0.0031	
2/14/2022	0.0014 (J)	
8/30/2022	<0.002	
3/1/2023		0.0011 (J)
8/3/2023		<0.002

Prediction Limit

Constituent: Copper, Total (mg/L) Analysis Run 9/29/2023 4:40 PM View: Appendix I - IntraWell
Plant Scherer Client: Southern Company Data: Scherer PAC-CCR

	GWC-50	GWC-50
12/22/2010	<0.002	
2/15/2011	<0.002	
3/22/2011	<0.002	
4/27/2011	<0.002	
10/26/2011	<0.002	
5/2/2012	<0.002	
11/8/2012	<0.002	
5/8/2013	<0.002	
11/4/2013	<0.002	
5/24/2014	<0.002	
11/8/2014	<0.002	
5/22/2015	0.0031 (O)	
11/13/2015	<0.002	
4/11/2016	<0.002	
10/11/2016	<0.002	
4/7/2017	<0.002	
10/10/2017	<0.002	
3/23/2018	<0.002	
10/4/2018	<0.002	
3/28/2019	<0.002	
9/12/2019	<0.002	
3/19/2020	<0.002	
9/10/2020	<0.002	
4/6/2021	<0.002	
8/13/2021	0.0046	
2/14/2022	0.0013 (J)	
8/31/2022	<0.002	
3/1/2023		<0.002
8/3/2023		<0.002

Prediction Limit

Constituent: Copper, Total (mg/L) Analysis Run 9/29/2023 4:40 PM View: Appendix I - IntraWell
Plant Scherer Client: Southern Company Data: Scherer PAC-CCR

	GWC-51	GWC-51
12/22/2010	<0.002	
2/15/2011	<0.002	
3/22/2011	<0.002	
4/27/2011	<0.002	
10/26/2011	<0.002	
5/2/2012	<0.002	
11/8/2012	<0.002	
5/8/2013	<0.002	
11/4/2013	<0.002	
5/24/2014	<0.002	
11/7/2014	<0.002	
5/22/2015	<0.002	
11/13/2015	<0.002	
4/11/2016	<0.002	
10/13/2016	<0.002	
4/10/2017	<0.002	
10/11/2017	<0.002	
3/26/2018	<0.002	
10/4/2018	<0.002	
3/27/2019	<0.002	
9/12/2019	<0.002	
3/19/2020	<0.002	
9/11/2020	0.0013 (J)	
4/5/2021	<0.002	
8/13/2021	0.0025	
2/15/2022	<0.002	
8/31/2022	<0.002	
2/28/2023		<0.002
8/3/2023		0.0012 (J)

Prediction Limit

Constituent: Lead, Total (mg/L) Analysis Run 9/29/2023 4:40 PM View: Appendix I - Intrawell
Plant Scherer Client: Southern Company Data: Scherer PAC-CCR

	GWA-21	GWA-21
12/22/2010	<0.001	
2/14/2011	0.0028 (J)	
3/22/2011	0.0021 (J)	
4/26/2011	0.003 (J)	
10/27/2011	0.0028 (J)	
5/1/2012	<0.001	
11/8/2012	<0.001	
5/7/2013	0.0044 (J)	
11/4/2013	<0.001	
5/24/2014	<0.001	
11/8/2014	<0.001	
5/21/2015	0.0032 (J)	
11/13/2015	<0.001	
4/6/2016	<0.001	
6/14/2016	<0.001	
8/10/2016	<0.001	
10/11/2016	<0.001	
12/2/2016	<0.001	
2/10/2017	<0.001	
4/10/2017	<0.001	
6/23/2017	<0.001	
10/9/2017	<0.001	
3/26/2018	<0.001	
10/3/2018	<0.001	
3/27/2019	<0.001	
9/12/2019	<0.001	
3/19/2020	<0.001	
9/10/2020	0.0022	
4/2/2021	<0.001	
8/12/2021	<0.001	
2/14/2022	<0.001	
8/26/2022	<0.001	
2/28/2023		<0.001
8/2/2023		<0.001

Prediction Limit

Constituent: Lead, Total (mg/L) Analysis Run 9/29/2023 4:40 PM View: Appendix I - Intrawell
Plant Scherer Client: Southern Company Data: Scherer PAC-CCR

	GWA-22	GWA-22
12/22/2010	<0.001	
2/14/2011	<0.001	
3/22/2011	<0.001	
4/26/2011	0.0025 (J)	
10/27/2011	0.0033 (J)	
5/1/2012	<0.001	
11/8/2012	<0.001	
5/7/2013	0.0048 (J)	
11/4/2013	<0.001	
5/24/2014	<0.001	
11/8/2014	0.0021 (J)	
5/21/2015	0.002 (J)	
11/13/2015	<0.001	
4/8/2016	<0.001	
6/14/2016	<0.001	
8/9/2016	<0.001	
10/11/2016	<0.001	
12/5/2016	<0.001	
2/10/2017	<0.001	
4/7/2017	<0.001	
6/26/2017	<0.001	
10/9/2017	<0.001	
3/26/2018	<0.001 (D)	
10/3/2018	<0.001	
3/27/2019	<0.001	
9/12/2019	<0.001	
3/19/2020	<0.001	
9/10/2020	<0.001	
4/2/2021	0.00018 (J)	
8/12/2021	<0.001	
2/15/2022	0.00025 (J)	
8/26/2022	<0.001	
2/28/2023		<0.001
8/3/2023		<0.001

Prediction Limit

Constituent: Lead, Total (mg/L) Analysis Run 9/29/2023 4:40 PM View: Appendix I - Intrawell
Plant Scherer Client: Southern Company Data: Scherer PAC-CCR

	GWA-45	GWA-45
12/20/2010	<0.001	
2/14/2011	0.0024 (J)	
3/21/2011	<0.001	
4/26/2011	0.0027 (J)	
10/26/2011	0.0026 (J)	
5/1/2012	<0.001	
11/8/2012	0.0023 (J)	
5/8/2013	0.0026 (J)	
11/4/2013	<0.001	
5/24/2014	<0.001	
11/7/2014	<0.001	
5/20/2015	0.005 (J)	
11/13/2015	0.0031 (J)	
4/7/2016	<0.001	
6/14/2016	<0.001	
8/9/2016	<0.001	
10/10/2016	<0.001	
12/2/2016	<0.001	
2/9/2017	<0.001	
4/7/2017	<0.001	
6/22/2017	<0.001	
10/10/2017	<0.001	
3/22/2018	<0.001 (D)	
10/3/2018	<0.001	
3/27/2019	<0.001	
9/12/2019	<0.001	
3/19/2020	0.00019 (J)	
9/11/2020	0.0016	
4/2/2021	<0.001	
8/12/2021	<0.001	
2/14/2022	<0.001	
8/31/2022	<0.001	
2/28/2023		<0.001
8/3/2023		<0.001

Prediction Limit

Constituent: Lead, Total (mg/L) Analysis Run 9/29/2023 4:40 PM View: Appendix I - Intrawell
Plant Scherer Client: Southern Company Data: Scherer PAC-CCR

	GWA-46	GWA-46
12/20/2010	<0.001	
2/1/2011	<0.001	
3/21/2011	<0.001	
4/26/2011	0.0024 (J)	
10/27/2011	0.0025 (J)	
5/2/2012	<0.001	
11/8/2012	0.003 (J)	
5/7/2013	0.0029 (J)	
11/4/2013	<0.001	
5/24/2014	<0.001	
11/7/2014	<0.001	
5/20/2015	0.0037 (J)	
11/13/2015	<0.001	
4/7/2016	<0.001	
6/14/2016	<0.001	
8/9/2016	<0.001	
10/10/2016	<0.001	
12/2/2016	<0.001	
2/10/2017	<0.001	
4/7/2017	<0.001	
6/23/2017	<0.001	
10/10/2017	<0.001	
3/23/2018	<0.001	
10/4/2018	<0.001	
3/27/2019	<0.001	
9/12/2019	<0.001	
3/19/2020	<0.001	
9/11/2020	<0.001	
4/5/2021	<0.001	
8/12/2021	<0.001	
2/14/2022	<0.001	
8/31/2022	<0.001	
2/28/2023		<0.001
8/3/2023		<0.001

Prediction Limit

Constituent: Lead, Total (mg/L) Analysis Run 9/29/2023 4:40 PM View: Appendix I - Intrawell
Plant Scherer Client: Southern Company Data: Scherer PAC-CCR

	GWA-47	GWA-47
12/20/2010	<0.001	
2/1/2011	0.0027 (J)	
3/23/2011	0.0041 (J)	
4/27/2011	0.0054	
10/26/2011	<0.001	
5/1/2012	<0.001	
11/8/2012	0.0022 (J)	
5/7/2013	0.0062	
11/5/2013	<0.001	
5/23/2014	0.0026 (J)	
11/7/2014	0.0022 (J)	
5/21/2015	0.0049 (J)	
11/12/2015	<0.001	
4/8/2016	<0.001	
6/14/2016	<0.001	
8/9/2016	<0.001	
10/11/2016	<0.001	
12/5/2016	<0.001	
2/10/2017	<0.001	
4/7/2017	<0.001	
6/22/2017	<0.001	
10/10/2017	<0.001	
3/22/2018	0.00096 (J)	
10/5/2018	<0.001	
3/27/2019	<0.001	
9/12/2019	<0.001	
3/20/2020	<0.001	
9/11/2020	<0.001	
4/5/2021	<0.001	
8/13/2021	<0.001	
2/14/2022	<0.001	
8/31/2022	<0.001	
2/28/2023		<0.001
8/3/2023		<0.001

Prediction Limit

Constituent: Lead, Total (mg/L) Analysis Run 9/29/2023 4:40 PM View: Appendix I - Intrawell
Plant Scherer Client: Southern Company Data: Scherer PAC-CCR

	GWA-48	GWA-48
12/21/2010	<0.001	
2/14/2011	0.0029 (J)	
3/23/2011	0.0028 (J)	
4/27/2011	0.0038 (J)	
10/25/2011	0.0043 (J)	
5/1/2012	<0.001	
11/8/2012	<0.001	
5/7/2013	0.0064	
11/5/2013	<0.001	
5/23/2014	<0.001	
11/7/2014	0.0026 (J)	
5/21/2015	0.0038 (J)	
11/12/2015	0.0021 (J)	
4/7/2016	<0.001	
6/17/2016	<0.001	
8/10/2016	<0.001	
10/14/2016	<0.001	
12/19/2016	<0.001	
2/13/2017	<0.001	
4/7/2017	<0.001	
6/22/2017	<0.001	
10/10/2017	<0.001	
3/23/2018	<0.001	
10/3/2018	<0.001	
3/27/2019	<0.001	
9/12/2019	<0.001	
3/19/2020	0.0002 (J)	
9/11/2020	<0.001	
4/5/2021	<0.001	
8/12/2021	<0.001	
2/14/2022	<0.001	
8/31/2022	<0.001	
2/28/2023		<0.001
8/3/2023		<0.001

Prediction Limit

Constituent: Lead, Total (mg/L) Analysis Run 9/29/2023 4:40 PM View: Appendix I - Intrawell
Plant Scherer Client: Southern Company Data: Scherer PAC-CCR

	GWA-49	GWA-49
12/21/2010	<0.001	
2/14/2011	0.0032 (J)	
3/21/2011	0.0038 (J)	
4/26/2011	0.0046 (J)	
10/26/2011	0.0024 (J)	
5/2/2012	<0.001	
11/8/2012	0.0021 (J)	
5/8/2013	0.006	
11/5/2013	0.0023 (J)	
5/23/2014	<0.001	
11/7/2014	<0.001	
5/21/2015	0.0062 (J)	
11/12/2015	0.0035 (J)	
4/7/2016	<0.001	
6/14/2016	<0.001	
8/9/2016	<0.001	
10/11/2016	<0.001	
12/2/2016	<0.001	
2/9/2017	<0.001	
4/7/2017	<0.001	
6/22/2017	<0.001	
10/10/2017	<0.001	
3/22/2018	<0.001	
10/3/2018	<0.001	
3/27/2019	<0.001	
9/12/2019	<0.001	
3/19/2020	<0.001	
9/10/2020	<0.001	
4/6/2021	<0.001	
8/12/2021	<0.001	
2/14/2022	<0.001	
8/30/2022	<0.001	
3/1/2023		<0.001
8/3/2023		<0.001

Prediction Limit

Constituent: Lead, Total (mg/L) Analysis Run 9/29/2023 4:40 PM View: Appendix I - Intrawell
Plant Scherer Client: Southern Company Data: Scherer PAC-CCR

	GWC-29	GWC-29
12/22/2010	<0.001	
2/15/2011	0.0021 (J)	
3/22/2011	0.0027 (J)	
4/27/2011	0.0024 (J)	
10/26/2011	0.0021 (J)	
5/2/2012	<0.001	
11/8/2012	<0.001	
5/8/2013	0.0035 (J)	
11/4/2013	<0.001	
5/24/2014	<0.001	
11/7/2014	<0.001	
5/22/2015	0.0038 (J)	
11/13/2015	<0.001	
4/11/2016	<0.001	
6/15/2016	<0.001	
8/10/2016	<0.001	
10/11/2016	<0.001	
12/5/2016	<0.001	
2/13/2017	<0.001	
4/10/2017	<0.001	
6/23/2017	<0.001	
10/10/2017	<0.001	
3/26/2018	<0.001	
10/4/2018	<0.001	
3/28/2019	<0.001	
9/12/2019	<0.001	
3/19/2020	<0.001	
9/10/2020	<0.001	
4/6/2021	<0.001	
8/13/2021	<0.001	
2/14/2022	<0.001	
8/31/2022	<0.001	
3/1/2023		<0.001
8/3/2023		<0.001

Prediction Limit

Constituent: Lead, Total (mg/L) Analysis Run 9/29/2023 4:40 PM View: Appendix I - Intrawell
Plant Scherer Client: Southern Company Data: Scherer PAC-CCR

	GWC-50	GWC-50
12/22/2010	<0.001	
2/15/2011	0.0028 (J)	
3/22/2011	0.0022 (J)	
4/27/2011	0.0033 (J)	
10/26/2011	0.0028 (J)	
5/2/2012	<0.001	
11/8/2012	<0.001	
5/8/2013	0.0043 (J)	
11/4/2013	<0.001	
5/24/2014	<0.001	
11/8/2014	<0.001	
5/22/2015	0.0042 (J)	
11/13/2015	<0.001	
4/11/2016	<0.001	
6/15/2016	<0.001	
8/10/2016	<0.001	
10/11/2016	<0.001	
12/2/2016	<0.001	
2/13/2017	<0.001	
4/7/2017	<0.001	
6/22/2017	<0.001	
10/10/2017	<0.001	
3/23/2018	<0.001	
10/4/2018	<0.001	
3/28/2019	<0.001	
9/12/2019	<0.001	
3/19/2020	<0.001	
9/10/2020	<0.001	
4/6/2021	<0.001	
8/13/2021	0.00054 (J)	
2/14/2022	0.00019 (J)	
8/31/2022	<0.001	
3/1/2023		<0.001
8/3/2023		<0.001

Prediction Limit

Constituent: Lead, Total (mg/L) Analysis Run 9/29/2023 4:40 PM View: Appendix I - Intrawell
Plant Scherer Client: Southern Company Data: Scherer PAC-CCR

	GWC-51	GWC-51
12/22/2010	<0.001	
2/15/2011	0.0032 (J)	
3/22/2011	0.0024 (J)	
4/27/2011	0.0033 (J)	
10/26/2011	0.0023 (J)	
5/2/2012	<0.001	
11/8/2012	<0.001	
5/8/2013	0.0035 (J)	
11/4/2013	<0.001	
5/24/2014	<0.001	
11/7/2014	<0.001	
5/22/2015	0.0035 (J)	
11/13/2015	<0.001	
4/11/2016	<0.001	
6/16/2016	<0.001	
8/10/2016	<0.001	
10/13/2016	<0.001	
12/5/2016	<0.001	
2/13/2017	<0.001	
4/10/2017	<0.001	
6/23/2017	<0.001	
10/11/2017	0.00041 (J)	
3/26/2018	<0.001	
10/4/2018	<0.001	
3/27/2019	<0.001	
9/12/2019	<0.001	
3/19/2020	<0.001	
9/11/2020	0.0015	
4/5/2021	<0.001	
8/13/2021	0.00022 (J)	
2/15/2022	<0.001	
8/31/2022	<0.001	
2/28/2023		<0.001
8/3/2023		<0.001

Prediction Limit

Constituent: Lead, Total (mg/L) Analysis Run 9/29/2023 4:40 PM View: Appendix I - Intrawell
Plant Scherer Client: Southern Company Data: Scherer PAC-CCR

	GWC-52	GWC-52
12/21/2010	<0.001	
2/15/2011	0.0034 (J)	
3/21/2011	0.004 (J)	
4/28/2011	0.0036 (J)	
10/26/2011	0.0038 (J)	
5/1/2012	<0.001	
11/9/2012	<0.001	
5/8/2013	0.0059	
11/4/2013	0.0027 (J)	
5/24/2014	<0.001	
11/7/2014	<0.001	
5/22/2015	0.006 (J)	
11/13/2015	0.0024 (J)	
4/11/2016	<0.001	
6/16/2016	<0.001	
8/11/2016	<0.001	
10/13/2016	<0.001	
12/5/2016	<0.001	
2/13/2017	<0.001	
4/11/2017	<0.001	
6/24/2017	<0.001	
10/11/2017	<0.001	
3/26/2018	0.0034 (o)	
10/4/2018	<0.001	
3/28/2019	<0.001	
9/12/2019	<0.001	
3/19/2020	<0.001	
9/11/2020	<0.001	
4/5/2021	<0.001	
8/17/2021	<0.001	
2/14/2022	<0.001	
8/31/2022	<0.001	
3/1/2023		<0.001
8/3/2023		<0.001

Prediction Limit

Constituent: Lead, Total (mg/L) Analysis Run 9/29/2023 4:40 PM View: Appendix I - Intrawell
Plant Scherer Client: Southern Company Data: Scherer PAC-CCR

	GWC-53	GWC-53
12/20/2010	<0.001	
2/14/2011	<0.001	
3/21/2011	<0.001	
4/27/2011	<0.001	
10/26/2011	<0.001	
5/1/2012	<0.001	
11/9/2012	<0.001	
5/8/2013	<0.001	
11/4/2013	<0.001	
5/24/2014	<0.001	
11/7/2014	<0.001	
5/20/2015	0.0026 (O)	
11/13/2015	<0.001	
4/8/2016	<0.001	
6/16/2016	<0.001	
8/11/2016	<0.001	
10/13/2016	<0.001	
12/6/2016	<0.001	
2/13/2017	<0.001	
4/11/2017	<0.001	
6/24/2017	<0.001	
10/11/2017	<0.001	
3/26/2018	<0.001	
10/4/2018	<0.001	
3/28/2019	<0.001	
9/12/2019	<0.001	
3/19/2020	<0.001	
9/11/2020	<0.001	
4/6/2021	<0.001	
8/13/2021	0.00017 (J)	
2/14/2022	<0.001	
8/31/2022	<0.001	
2/28/2023		<0.001
8/3/2023		<0.001

Prediction Limit

Constituent: Mercury, Total (mg/L) Analysis Run 9/29/2023 4:40 PM View: Appendix I - IntraWell

Plant Scherer Client: Southern Company Data: Scherer PAC-CCR

	GWA-21	GWA-21
12/22/2010	<0.0002	
2/14/2011	<0.0002	
3/22/2011	<0.0002	
4/26/2011	<0.0002	
10/27/2011	<0.0002	
5/1/2012	<0.0002	
11/8/2012	<0.0002	
5/7/2013	<0.0002	
11/4/2013	<0.0002	
5/24/2014	<0.0002	
11/8/2014	<0.0002	
5/21/2015	<0.0002	
11/13/2015	<0.0002	
4/6/2016	<0.0002	
6/14/2016	<0.0002	
8/10/2016	<0.0002	
10/11/2016	<0.0002	
12/2/2016	<0.0002	
2/10/2017	<0.0002	
4/10/2017	<0.0002	
6/23/2017	<0.0002	
10/9/2017	8.7E-05 (J)	
3/26/2018	<0.0002 (X)	
10/3/2018	<0.0002 (X)	
3/27/2019	<0.0002	
9/12/2019	<0.0002	
3/19/2020	<0.0002	
9/10/2020	<0.0002	
4/2/2021	<0.0002	
8/12/2021	<0.0002	
2/14/2022	<0.0002	
8/26/2022	<0.0002	
2/28/2023		<0.0002
8/2/2023		<0.0002

Prediction Limit

Constituent: Mercury, Total (mg/L) Analysis Run 9/29/2023 4:40 PM View: Appendix I - Intrawell

Plant Scherer Client: Southern Company Data: Scherer PAC-CCR

	GWA-22	GWA-22
12/22/2010	<0.0002	
2/14/2011	<0.0002	
3/22/2011	<0.0002	
4/26/2011	<0.0002	
10/27/2011	<0.0002	
5/1/2012	<0.0002	
11/8/2012	<0.0002	
5/7/2013	<0.0002	
11/4/2013	<0.0002	
5/24/2014	<0.0002	
11/8/2014	<0.0002	
5/21/2015	<0.0002	
11/13/2015	<0.0002	
4/8/2016	<0.0002	
6/14/2016	<0.0002	
8/9/2016	<0.0002	
10/11/2016	<0.0002	
12/5/2016	<0.0002	
2/10/2017	<0.0002	
4/7/2017	<0.0002	
6/26/2017	<0.0002	
10/9/2017	8.7E-05 (J)	
3/26/2018	<0.0002 (XD)	
10/3/2018	<0.0002 (X)	
3/27/2019	<0.0002	
9/12/2019	<0.0002	
3/19/2020	<0.0002	
9/10/2020	<0.0002	
4/2/2021	<0.0002	
8/12/2021	<0.0002	
2/15/2022	<0.0002	
8/26/2022	<0.0002	
2/28/2023		<0.0002
8/3/2023		<0.0002

Prediction Limit

Constituent: Mercury, Total (mg/L) Analysis Run 9/29/2023 4:40 PM View: Appendix I - IntraWell

Plant Scherer Client: Southern Company Data: Scherer PAC-CCR

	GWA-45	GWA-45
12/20/2010	<0.0002	
2/14/2011	<0.0002	
3/21/2011	<0.0002	
4/26/2011	<0.0002	
10/26/2011	<0.0002	
5/1/2012	<0.0002	
11/8/2012	<0.0002	
5/8/2013	<0.0002	
11/4/2013	<0.0002	
5/24/2014	<0.0002	
11/7/2014	<0.0002	
5/20/2015	<0.0002	
11/13/2015	<0.0002	
4/7/2016	<0.0002	
6/14/2016	<0.0002	
8/9/2016	<0.0002	
10/10/2016	<0.0002	
12/2/2016	<0.0002	
2/9/2017	<0.0002	
4/7/2017	<0.0002	
6/22/2017	<0.0002	
10/10/2017	8.9E-05 (J)	
3/22/2018	<0.0002 (D)	
10/3/2018	<0.0002 (X)	
3/27/2019	<0.0002	
9/12/2019	<0.0002	
3/19/2020	<0.0002	
9/11/2020	<0.0002	
4/2/2021	<0.0002	
8/12/2021	<0.0002	
2/14/2022	<0.0002	
8/31/2022	<0.0002	
2/28/2023		<0.0002
8/3/2023		<0.0002

Prediction Limit

Constituent: Mercury, Total (mg/L) Analysis Run 9/29/2023 4:40 PM View: Appendix I - Intrawell

Plant Scherer Client: Southern Company Data: Scherer PAC-CCR

	GWA-46	GWA-46
12/20/2010	<0.0002	
2/1/2011	<0.0002	
3/21/2011	<0.0002	
4/26/2011	<0.0002	
10/27/2011	<0.0002	
5/2/2012	<0.0002	
11/8/2012	<0.0002	
5/7/2013	0.00011 (J)	
11/4/2013	<0.0002	
5/24/2014	<0.0002	
11/7/2014	<0.0002	
5/20/2015	<0.0002	
11/13/2015	<0.0002	
4/7/2016	<0.0002	
6/14/2016	<0.0002	
8/9/2016	<0.0002	
10/10/2016	<0.0002	
12/2/2016	<0.0002	
2/10/2017	<0.0002	
4/7/2017	<0.0002	
6/23/2017	<0.0002	
10/10/2017	8.8E-05 (J)	
3/23/2018	<0.0002	
10/4/2018	<0.0002	
3/27/2019	<0.0002	
9/12/2019	<0.0002	
3/19/2020	<0.0002	
9/11/2020	<0.0002	
4/5/2021	<0.0002	
8/12/2021	<0.0002	
2/14/2022	<0.0002	
8/31/2022	<0.0002	
2/28/2023		<0.0002
8/3/2023		<0.0002

Prediction Limit

Constituent: Mercury, Total (mg/L) Analysis Run 9/29/2023 4:40 PM View: Appendix I - IntraWell

Plant Scherer Client: Southern Company Data: Scherer PAC-CCR

	GWA-47	GWA-47
12/20/2010	<0.0002	
2/1/2011	<0.0002	
3/23/2011	<0.0002	
4/27/2011	<0.0002	
10/26/2011	<0.0002	
5/1/2012	<0.0002	
11/8/2012	<0.0002	
5/7/2013	8.1E-05 (J)	
11/5/2013	<0.0002	
5/23/2014	<0.0002	
11/7/2014	<0.0002	
5/21/2015	<0.0002	
11/12/2015	<0.0002	
4/8/2016	<0.0002	
6/14/2016	<0.0002	
8/9/2016	<0.0002	
10/11/2016	<0.0002	
12/5/2016	<0.0002	
2/10/2017	<0.0002	
4/7/2017	<0.0002	
6/22/2017	<0.0002	
10/10/2017	9.2E-05 (J)	
3/22/2018	<0.0002	
10/5/2018	<0.0002	
3/27/2019	<0.0002	
9/12/2019	<0.0002	
3/20/2020	<0.0002	
9/11/2020	<0.0002	
4/5/2021	<0.0002	
8/13/2021	<0.0002	
2/14/2022	<0.0002	
8/31/2022	<0.0002	
2/28/2023		<0.0002
8/3/2023		<0.0002

Prediction Limit

Constituent: Mercury, Total (mg/L) Analysis Run 9/29/2023 4:40 PM View: Appendix I - IntraWell

Plant Scherer Client: Southern Company Data: Scherer PAC-CCR

	GWA-48	GWA-48
12/21/2010	<0.0002	
2/14/2011	<0.0002	
3/23/2011	<0.0002	
4/27/2011	<0.0002	
10/25/2011	<0.0002	
5/1/2012	<0.0002	
11/8/2012	<0.0002	
5/7/2013	8.4E-05 (J)	
11/5/2013	<0.0002	
5/23/2014	<0.0002	
11/7/2014	<0.0002	
5/21/2015	<0.0002	
11/12/2015	<0.0002	
4/7/2016	<0.0002	
6/17/2016	<0.0002	
8/10/2016	<0.0002	
10/14/2016	<0.0002	
12/19/2016	<0.0002	
2/13/2017	<0.0002	
4/7/2017	<0.0002	
6/22/2017	<0.0002	
10/10/2017	9.2E-05 (J)	
3/23/2018	<0.0002	
10/3/2018	<0.0002 (X)	
3/27/2019	<0.0002	
9/12/2019	<0.0002	
3/19/2020	<0.0002	
9/11/2020	<0.0002	
4/5/2021	<0.0002	
8/12/2021	<0.0002	
2/14/2022	<0.0002	
8/31/2022	<0.0002	
2/28/2023		<0.0002
8/3/2023		<0.0002

Prediction Limit

Constituent: Mercury, Total (mg/L) Analysis Run 9/29/2023 4:40 PM View: Appendix I - IntraWell

Plant Scherer Client: Southern Company Data: Scherer PAC-CCR

	GWA-49	GWA-49
12/21/2010	<0.0002	
2/14/2011	<0.0002	
3/21/2011	<0.0002	
4/26/2011	<0.0002	
10/26/2011	<0.0002	
5/2/2012	<0.0002	
11/8/2012	<0.0002	
5/8/2013	<0.0002	
11/5/2013	<0.0002	
5/23/2014	<0.0002	
11/7/2014	<0.0002	
5/21/2015	<0.0002	
11/12/2015	<0.0002	
4/7/2016	<0.0002	
6/14/2016	<0.0002	
8/9/2016	<0.0002	
10/11/2016	<0.0002	
12/2/2016	<0.0002	
2/9/2017	<0.0002	
4/7/2017	<0.0002	
6/22/2017	<0.0002	
10/10/2017	8.8E-05 (J)	
3/22/2018	<0.0002	
10/3/2018	<0.0002 (X)	
3/27/2019	<0.0002	
9/12/2019	<0.0002	
3/19/2020	<0.0002	
9/10/2020	<0.0002	
4/6/2021	<0.0002	
8/12/2021	<0.0002	
2/14/2022	<0.0002	
8/30/2022	<0.0002	
3/1/2023		<0.0002
8/3/2023		<0.0002

Prediction Limit

Constituent: Mercury, Total (mg/L) Analysis Run 9/29/2023 4:40 PM View: Appendix I - IntraWell

Plant Scherer Client: Southern Company Data: Scherer PAC-CCR

	GWC-29	GWC-29
12/22/2010	<0.0002	
2/15/2011	<0.0002	
3/22/2011	<0.0002	
4/27/2011	<0.0002	
10/26/2011	<0.0002	
5/2/2012	<0.0002	
11/8/2012	<0.0002	
5/8/2013	<0.0002	
11/4/2013	<0.0002	
5/24/2014	<0.0002	
11/7/2014	<0.0002	
5/22/2015	<0.0002	
11/13/2015	<0.0002	
4/11/2016	<0.0002	
6/15/2016	<0.0002	
8/10/2016	<0.0002	
10/11/2016	<0.0002	
12/5/2016	<0.0002	
2/13/2017	<0.0002	
4/10/2017	<0.0002	
6/23/2017	<0.0002	
10/10/2017	9.1E-05 (J)	
3/26/2018	<0.0002	
10/4/2018	<0.0002	
3/28/2019	<0.0002	
9/12/2019	<0.0002	
3/19/2020	<0.0002	
9/10/2020	<0.0002	
4/6/2021	<0.0002	
8/13/2021	<0.0002	
2/14/2022	<0.0002	
8/31/2022	<0.0002	
3/1/2023		<0.0002
8/3/2023		<0.0002

Prediction Limit

Constituent: Mercury, Total (mg/L) Analysis Run 9/29/2023 4:40 PM View: Appendix I - IntraWell

Plant Scherer Client: Southern Company Data: Scherer PAC-CCR

	GWC-50	GWC-50
12/22/2010	<0.0002	
2/15/2011	<0.0002	
3/22/2011	<0.0002	
4/27/2011	<0.0002	
10/26/2011	<0.0002	
5/2/2012	<0.0002	
11/8/2012	<0.0002	
5/8/2013	<0.0002	
11/4/2013	<0.0002	
5/24/2014	<0.0002	
11/8/2014	<0.0002	
5/22/2015	<0.0002	
11/13/2015	<0.0002	
4/11/2016	<0.0002	
6/15/2016	<0.0002	
8/10/2016	<0.0002	
10/11/2016	<0.0002	
12/2/2016	<0.0002	
2/13/2017	<0.0002	
4/7/2017	<0.0002	
6/22/2017	<0.0002	
10/10/2017	8.9E-05 (J)	
3/23/2018	<0.0002 (X)	
10/4/2018	<0.0002	
3/28/2019	<0.0002	
9/12/2019	<0.0002	
3/19/2020	<0.0002	
9/10/2020	<0.0002	
4/6/2021	<0.0002	
8/13/2021	<0.0002	
2/14/2022	<0.0002	
8/31/2022	<0.0002	
3/1/2023		<0.0002
8/3/2023		<0.0002

Prediction Limit

Constituent: Mercury, Total (mg/L) Analysis Run 9/29/2023 4:40 PM View: Appendix I - IntraWell

Plant Scherer Client: Southern Company Data: Scherer PAC-CCR

	GWC-52	GWC-52
12/21/2010	<0.0002	
2/15/2011	<0.0002	
3/21/2011	<0.0002	
4/28/2011	<0.0002	
10/26/2011	8.2E-05	
5/1/2012	<0.0002	
11/9/2012	<0.0002	
5/8/2013	<0.0002	
11/4/2013	<0.0002	
5/24/2014	<0.0002	
11/7/2014	<0.0002	
5/22/2015	<0.0002	
11/13/2015	<0.0002	
4/11/2016	<0.0002	
6/16/2016	<0.0002	
8/11/2016	<0.0002	
10/13/2016	<0.0002	
12/5/2016	<0.0002	
2/13/2017	<0.0002	
4/11/2017	<0.0002	
6/24/2017	<0.0002	
10/11/2017	<0.0002	
3/26/2018	<0.0002	
10/4/2018	<0.0002	
3/28/2019	<0.0002	
9/12/2019	<0.0002	
3/19/2020	<0.0002	
9/11/2020	<0.0002	
4/5/2021	<0.0002	
8/17/2021	<0.0002	
2/14/2022	<0.0002	
8/31/2022	<0.0002	
3/1/2023		<0.0002
8/3/2023		9E-05 (J)

Prediction Limit

Constituent: Nickel, Total (mg/L) Analysis Run 9/29/2023 4:40 PM View: Appendix I - IntraWell
Plant Scherer Client: Southern Company Data: Scherer PAC-CCR

	GWA-21	GWA-21
12/22/2010	<0.001	
2/14/2011	<0.001	
3/22/2011	<0.001	
4/26/2011	<0.001	
10/27/2011	<0.001	
5/1/2012	<0.001	
11/8/2012	<0.001	
5/7/2013	<0.001	
11/4/2013	<0.001	
5/24/2014	<0.001	
11/8/2014	<0.001	
5/21/2015	<0.001	
11/13/2015	<0.001	
4/6/2016	<0.001	
10/11/2016	<0.001	
4/10/2017	<0.001	
10/9/2017	0.0024 (O)	
3/26/2018	<0.001	
10/3/2018	<0.001	
3/27/2019	<0.001	
9/12/2019	0.00097 (J)	
3/19/2020	0.00037 (J)	
9/10/2020	0.00095 (J)	
4/2/2021	0.00046 (J)	
8/12/2021	0.0011	
2/14/2022	<0.001	
8/26/2022	0.0012	
2/28/2023		0.0015
8/2/2023		0.00086 (J)

Prediction Limit

Constituent: Nickel, Total (mg/L) Analysis Run 9/29/2023 4:40 PM View: Appendix I - IntraWell
Plant Scherer Client: Southern Company Data: Scherer PAC-CCR

	GWA-22	GWA-22
12/22/2010	0.003 (O)	
2/14/2011	<0.001	
3/22/2011	<0.001	
4/26/2011	<0.001	
10/27/2011	<0.001	
5/1/2012	<0.001	
11/8/2012	<0.001	
5/7/2013	<0.001	
11/4/2013	<0.001	
5/24/2014	<0.001	
11/8/2014	<0.001	
5/21/2015	<0.001	
11/13/2015	<0.001	
4/8/2016	<0.001	
10/11/2016	<0.001	
4/7/2017	<0.001	
10/9/2017	<0.001	
3/26/2018	<0.001 (D)	
10/3/2018	<0.001	
3/27/2019	<0.001	
9/12/2019	<0.001	
3/19/2020	<0.001	
9/10/2020	<0.001	
4/2/2021	0.00049 (J)	
8/12/2021	0.00042 (J)	
2/15/2022	0.0014	
8/26/2022	0.00065 (J)	
2/28/2023		0.00091 (J)
8/3/2023		0.00067 (J)

Prediction Limit

Constituent: Nickel, Total (mg/L) Analysis Run 9/29/2023 4:40 PM View: Appendix I - IntraWell
Plant Scherer Client: Southern Company Data: Scherer PAC-CCR

	GWA-45	GWA-45
12/20/2010	<0.001	
2/14/2011	<0.001	
3/21/2011	<0.001	
4/26/2011	<0.001	
10/26/2011	<0.001	
5/1/2012	<0.001	
11/8/2012	<0.001	
5/8/2013	<0.001	
11/4/2013	<0.001	
5/24/2014	<0.001	
11/7/2014	<0.001	
5/20/2015	<0.001	
11/13/2015	<0.001	
4/7/2016	<0.001	
10/10/2016	<0.001	
4/7/2017	<0.001	
10/10/2017	<0.001	
3/22/2018	<0.001 (D)	
10/3/2018	<0.001	
3/27/2019	<0.001	
9/12/2019	0.00061 (J)	
3/19/2020	0.00074 (J)	
9/11/2020	0.001	
4/2/2021	0.00077 (J)	
8/12/2021	0.00092 (J)	
2/14/2022	<0.001	
8/31/2022	0.00065 (J)	
2/28/2023		0.00064 (J)
8/3/2023		0.00067 (J)

Prediction Limit

Constituent: Nickel, Total (mg/L) Analysis Run 9/29/2023 4:40 PM View: Appendix I - IntraWell
Plant Scherer Client: Southern Company Data: Scherer PAC-CCR

	GWA-46	GWA-46
12/20/2010	<0.001	
2/1/2011	<0.001	
3/21/2011	<0.001	
4/26/2011	<0.001	
10/27/2011	<0.001	
5/2/2012	<0.001	
11/8/2012	0.0035 (O)	
5/7/2013	<0.001	
11/4/2013	<0.001	
5/24/2014	<0.001	
11/7/2014	<0.001	
5/20/2015	<0.001	
11/13/2015	<0.001	
4/7/2016	<0.001	
10/10/2016	<0.001	
4/7/2017	<0.001	
10/10/2017	<0.001	
3/23/2018	<0.001	
10/4/2018	<0.001	
3/27/2019	<0.001	
9/12/2019	0.0004 (J)	
3/19/2020	<0.001	
9/11/2020	<0.001	
4/5/2021	<0.001	
8/12/2021	<0.001	
2/14/2022	<0.001	
8/31/2022	0.00056 (J)	
2/28/2023		<0.001
8/3/2023		0.00045 (J)

Prediction Limit

Constituent: Nickel, Total (mg/L) Analysis Run 9/29/2023 4:40 PM View: Appendix I - IntraWell
Plant Scherer Client: Southern Company Data: Scherer PAC-CCR

	GWA-47	GWA-47
12/20/2010	<0.001	
2/1/2011	0.0072	
3/23/2011	<0.001	
4/27/2011	<0.001	
10/26/2011	<0.001	
5/1/2012	<0.001	
11/8/2012	0.0066	
5/7/2013	0.022	
11/5/2013	0.0093	
5/23/2014	0.0045 (J)	
11/7/2014	0.0049 (J)	
5/21/2015	0.012	
11/12/2015	0.019	
4/8/2016	<0.001	
10/11/2016	<0.001	
4/7/2017	<0.001	
10/10/2017	<0.001	
3/22/2018	<0.001	
10/5/2018	<0.001	
3/27/2019	<0.001	
9/12/2019	<0.001	
3/20/2020	<0.001	
9/11/2020	<0.001	
4/5/2021	<0.001	
8/13/2021	<0.001	
2/14/2022	<0.001	
8/31/2022	<0.001	
2/28/2023		<0.001
8/3/2023		<0.001

Prediction Limit

Constituent: Nickel, Total (mg/L) Analysis Run 9/29/2023 4:40 PM View: Appendix I - IntraWell
Plant Scherer Client: Southern Company Data: Scherer PAC-CCR

	GWA-48	GWA-48
12/21/2010	0.0052	
2/14/2011	0.016	
3/23/2011	<0.001	
4/27/2011	<0.001	
10/25/2011	<0.001	
5/1/2012	0.0035 (J)	
11/8/2012	0.0046 (J)	
5/7/2013	0.0087	
11/5/2013	0.0036 (J)	
5/23/2014	<0.001	
11/7/2014	0.0064	
5/21/2015	0.0045 (J)	
11/12/2015	0.0036 (J)	
4/7/2016	<0.001	
10/14/2016	<0.001	
4/7/2017	<0.001	
10/10/2017	<0.001	
3/23/2018	<0.001	
10/3/2018	<0.001	
3/27/2019	<0.001	
9/12/2019	<0.001	
3/19/2020	0.0004 (J)	
9/11/2020	<0.001	
4/5/2021	0.00034 (J)	
8/12/2021	<0.001	
2/14/2022	<0.001	
8/31/2022	<0.001	
2/28/2023		<0.001
8/3/2023		<0.001

Prediction Limit

Constituent: Nickel, Total (mg/L) Analysis Run 9/29/2023 4:40 PM View: Appendix I - IntraWell
Plant Scherer Client: Southern Company Data: Scherer PAC-CCR

	GWA-49	GWA-49
12/21/2010	<0.001	
2/14/2011	<0.001	
3/21/2011	<0.001	
4/26/2011	<0.001	
10/26/2011	<0.001	
5/2/2012	<0.001	
11/8/2012	<0.001	
5/8/2013	<0.001	
11/5/2013	<0.001	
5/23/2014	<0.001	
11/7/2014	<0.001	
5/21/2015	<0.001	
11/12/2015	<0.001	
4/7/2016	<0.001	
10/11/2016	<0.001	
4/7/2017	<0.001	
10/10/2017	<0.001	
3/22/2018	<0.001	
10/3/2018	<0.001	
3/27/2019	<0.001	
9/12/2019	0.00043 (J)	
3/19/2020	<0.001	
9/10/2020	0.00062 (J)	
4/6/2021	<0.001	
8/12/2021	0.0019	
2/14/2022	0.00088 (J)	
8/30/2022	0.00074 (J)	
3/1/2023		<0.001
8/3/2023		0.00046 (J)

Prediction Limit

Constituent: Nickel, Total (mg/L) Analysis Run 9/29/2023 4:40 PM View: Appendix I - IntraWell
Plant Scherer Client: Southern Company Data: Scherer PAC-CCR

	GWC-29	GWC-29
12/22/2010	<0.0047	
2/15/2011	<0.0047	
3/22/2011	<0.0047	
4/27/2011	<0.0047	
10/26/2011	<0.0047	
5/2/2012	<0.0047	
11/8/2012	<0.0047	
5/8/2013	<0.0047	
11/4/2013	<0.0047	
5/24/2014	<0.0047	
11/7/2014	<0.0047	
5/22/2015	0.0032 (J)	
11/13/2015	<0.0047	
4/11/2016	0.00388 (J)	
10/11/2016	<0.0047	
4/10/2017	0.0042	
10/10/2017	0.0037	
3/26/2018	0.0037	
10/4/2018	0.0037	
3/28/2019	0.0038	
9/12/2019	0.0035	
3/19/2020	0.0039	
9/10/2020	0.0035	
4/6/2021	0.0042	
8/13/2021	0.0037	
2/14/2022	0.0034	
8/31/2022	0.0033	
3/1/2023		0.0038
8/3/2023		0.0031

Prediction Limit

Constituent: Nickel, Total (mg/L) Analysis Run 9/29/2023 4:40 PM View: Appendix I - IntraWell
Plant Scherer Client: Southern Company Data: Scherer PAC-CCR

	GWC-50	GWC-50
12/22/2010	<0.0018	
2/15/2011	<0.0018	
3/22/2011	<0.0018	
4/27/2011	<0.0018	
10/26/2011	<0.0018	
5/2/2012	<0.0018	
11/8/2012	<0.0018	
5/8/2013	<0.0018	
11/4/2013	<0.0018	
5/24/2014	<0.0018	
11/8/2014	<0.0018	
5/22/2015	<0.0018	
11/13/2015	<0.0018	
4/11/2016	<0.0018	
10/11/2016	<0.0018	
4/7/2017	<0.0018	
10/10/2017	<0.0018	
3/23/2018	<0.0018	
10/4/2018	<0.0018	
3/28/2019	<0.0018	
9/12/2019	0.0012	
3/19/2020	0.0015	
9/10/2020	0.0017	
4/6/2021	0.0019	
8/13/2021	0.0036	
2/14/2022	0.0026	
8/31/2022	0.0031	
3/1/2023		0.0073
8/3/2023		0.0033

Prediction Limit

Constituent: Nickel, Total (mg/L) Analysis Run 9/29/2023 4:40 PM View: Appendix I - IntraWell
Plant Scherer Client: Southern Company Data: Scherer PAC-CCR

	GWC-51	GWC-51
12/22/2010	<0.0025	
2/15/2011	<0.0025	
3/22/2011	<0.0025	
4/27/2011	<0.0025	
10/26/2011	<0.0025	
5/2/2012	<0.0025	
11/8/2012	<0.0025	
5/8/2013	<0.0025	
11/4/2013	<0.0025	
5/24/2014	<0.0025	
11/7/2014	<0.0025	
5/22/2015	<0.0025	
11/13/2015	<0.0025	
4/11/2016	<0.0025	
10/13/2016	<0.0025	
4/10/2017	<0.0025	
10/11/2017	0.0018 (J)	
3/26/2018	0.0021 (J)	
10/4/2018	0.0024 (J)	
3/27/2019	0.0024 (J)	
9/12/2019	0.0019	
3/19/2020	0.0021	
9/11/2020	0.002	
4/5/2021	0.002	
8/13/2021	0.0034	
2/15/2022	0.0024	
8/31/2022	0.0025	
2/28/2023		0.0028
8/3/2023		0.0028

Prediction Limit

Constituent: Nickel, Total (mg/L) Analysis Run 9/29/2023 4:40 PM View: Appendix I - IntraWell
Plant Scherer Client: Southern Company Data: Scherer PAC-CCR

	GWC-53	GWC-53
12/20/2010	0.006	
2/14/2011	0.0067	
3/21/2011	0.0066	
4/27/2011	0.0077	
10/26/2011	0.0063	
5/1/2012	0.0068	
11/9/2012	0.0067	
5/8/2013	0.0066	
11/4/2013	0.0072	
5/24/2014	0.0053	
11/7/2014	0.0052	
5/20/2015	0.0067	
11/13/2015	0.0063	
4/8/2016	<0.0073	
10/13/2016	<0.0073	
4/11/2017	0.0075	
10/11/2017	0.0072	
3/26/2018	0.0075	
10/4/2018	0.0073	
3/28/2019	0.0069	
9/12/2019	0.007	
3/19/2020	0.007	
9/11/2020	0.0074	
4/6/2021	0.0072	
8/13/2021	0.0073	
2/14/2022	0.0071	
8/31/2022	0.0069	
2/28/2023		0.0073
8/3/2023		0.0071

Prediction Limit

Constituent: Selenium, Total (mg/L) Analysis Run 9/29/2023 4:40 PM View: Appendix I - Intrawell

Plant Scherer Client: Southern Company Data: Scherer PAC-CCR

	GWA-22	GWA-22
12/22/2010	<0.005	
2/14/2011	<0.005	
3/22/2011	<0.005	
4/26/2011	<0.005	
10/27/2011	<0.005	
5/1/2012	<0.005	
11/8/2012	<0.005	
5/7/2013	<0.005	
11/4/2013	0.0048	
5/24/2014	<0.005	
11/8/2014	<0.005	
5/21/2015	0.0041	
11/13/2015	<0.005	
4/8/2016	<0.005	
6/14/2016	<0.005	
8/9/2016	<0.005	
10/11/2016	<0.005	
12/5/2016	<0.005	
2/10/2017	0.0032	
4/7/2017	<0.005	
6/26/2017	<0.005	
10/9/2017	<0.005	
3/26/2018	<0.005 (D)	
10/3/2018	<0.005	
3/27/2019	<0.005	
9/12/2019	<0.005	
3/19/2020	<0.005	
9/10/2020	<0.005	
4/2/2021	<0.005	
8/12/2021	<0.005	
2/15/2022	<0.005	
8/26/2022	<0.005	
2/28/2023		<0.005
8/3/2023		<0.005

Prediction Limit

Constituent: Selenium, Total (mg/L) Analysis Run 9/29/2023 4:40 PM View: Appendix I - Intrawell

Plant Scherer Client: Southern Company Data: Scherer PAC-CCR

	GWA-45	GWA-45
12/20/2010	<0.005	
2/14/2011	<0.005	
3/21/2011	<0.005	
4/26/2011	<0.005	
10/26/2011	<0.005	
5/1/2012	<0.005	
11/8/2012	<0.005	
5/8/2013	0.0048	
11/4/2013	<0.005	
5/24/2014	0.0042	
11/7/2014	<0.005	
5/20/2015	0.0093 (O)	
11/13/2015	0.0061 (O)	
4/7/2016	<0.005	
6/14/2016	<0.005	
8/9/2016	<0.005	
10/10/2016	<0.005	
12/2/2016	<0.005	
2/9/2017	<0.005	
4/7/2017	<0.005	
6/22/2017	<0.005	
10/10/2017	0.00033 (J)	
3/22/2018	<0.005 (D)	
10/3/2018	<0.005	
3/27/2019	<0.005	
9/12/2019	<0.005	
3/19/2020	<0.005	
9/11/2020	<0.005	
4/2/2021	<0.005	
8/12/2021	<0.005	
2/14/2022	<0.005	
8/31/2022	<0.005	
2/28/2023		0.00076 (J)
8/3/2023		<0.005

Prediction Limit

Constituent: Selenium, Total (mg/L) Analysis Run 9/29/2023 4:40 PM View: Appendix I - Intrawell

Plant Scherer Client: Southern Company Data: Scherer PAC-CCR

	GWA-47	GWA-47
12/20/2010	<0.005	
2/1/2011	<0.005	
3/23/2011	<0.005	
4/27/2011	<0.005	
10/26/2011	<0.005	
5/1/2012	<0.005	
11/8/2012	<0.005	
5/7/2013	<0.005	
11/5/2013	0.0064 (O)	
5/23/2014	<0.005	
11/7/2014	<0.005	
5/21/2015	<0.005	
11/12/2015	<0.005	
4/8/2016	<0.005	
6/14/2016	<0.005	
8/9/2016	<0.005	
10/11/2016	<0.005	
12/5/2016	<0.005	
2/10/2017	<0.005	
4/7/2017	<0.005	
6/22/2017	0.0021	
10/10/2017	<0.005	
3/22/2018	<0.005	
10/5/2018	<0.005	
3/27/2019	<0.005	
9/12/2019	<0.005	
3/20/2020	<0.005	
9/11/2020	<0.005	
4/5/2021	<0.005	
8/13/2021	<0.005	
2/14/2022	<0.005	
8/31/2022	<0.005	
2/28/2023		<0.005
8/3/2023		<0.005

Prediction Limit

Constituent: Selenium, Total (mg/L) Analysis Run 9/29/2023 4:40 PM View: Appendix I - Intrawell

Plant Scherer Client: Southern Company Data: Scherer PAC-CCR

	GWA-48	GWA-48
12/21/2010	<0.005	
2/14/2011	<0.005	
3/23/2011	<0.005	
4/27/2011	<0.005	
10/25/2011	<0.005	
5/1/2012	<0.005	
11/8/2012	<0.005	
5/7/2013	0.0046	
11/5/2013	0.0047	
5/23/2014	<0.005	
11/7/2014	<0.005	
5/21/2015	0.0077 (O)	
11/12/2015	<0.005	
4/7/2016	<0.005	
6/17/2016	<0.005	
8/10/2016	<0.005	
10/14/2016	<0.005	
12/19/2016	<0.005	
2/13/2017	<0.005	
4/7/2017	<0.005	
6/22/2017	<0.005	
10/10/2017	<0.005	
3/23/2018	<0.005	
10/3/2018	<0.005	
3/27/2019	<0.005	
9/12/2019	<0.005	
3/19/2020	<0.005	
9/11/2020	<0.005	
4/5/2021	<0.005	
8/12/2021	<0.005	
2/14/2022	<0.005	
8/31/2022	<0.005	
2/28/2023		<0.005
8/3/2023		<0.005

Prediction Limit

Constituent: Selenium, Total (mg/L) Analysis Run 9/29/2023 4:40 PM View: Appendix I - Intrawell
Plant Scherer Client: Southern Company Data: Scherer PAC-CCR

	GWA-49	GWA-49
12/21/2010	<0.005	
2/14/2011	<0.005	
3/21/2011	<0.005	
4/26/2011	<0.005	
10/26/2011	<0.005	
5/2/2012	<0.005	
11/8/2012	<0.005	
5/8/2013	<0.005	
11/5/2013	<0.005	
5/23/2014	<0.005	
11/7/2014	<0.005	
5/21/2015	0.0041	
11/12/2015	<0.005	
4/7/2016	<0.005	
6/14/2016	<0.005	
8/9/2016	<0.005	
10/11/2016	<0.005	
12/2/2016	<0.005	
2/9/2017	<0.005	
4/7/2017	0.00092 (J)	
6/22/2017	<0.005	
10/10/2017	<0.005	
3/22/2018	<0.005	
10/3/2018	<0.005	
3/27/2019	<0.005	
9/12/2019	<0.005	
3/19/2020	<0.005	
9/10/2020	<0.005	
4/6/2021	<0.005	
8/12/2021	<0.005	
2/14/2022	<0.005	
8/30/2022	<0.005	
3/1/2023		<0.005
8/3/2023		<0.005

Prediction Limit

Constituent: Selenium, Total (mg/L) Analysis Run 9/29/2023 4:40 PM View: Appendix I - Intrawell
Plant Scherer Client: Southern Company Data: Scherer PAC-CCR

	GWC-29	GWC-29
12/22/2010	<0.005	
2/15/2011	<0.005	
3/22/2011	<0.005	
4/27/2011	<0.005	
10/26/2011	<0.005	
5/2/2012	<0.005	
11/8/2012	<0.005	
5/8/2013	<0.005	
11/4/2013	<0.005	
5/24/2014	0.0044	
11/7/2014	<0.005	
5/22/2015	<0.005	
11/13/2015	<0.005	
4/11/2016	<0.005	
6/15/2016	<0.005	
8/10/2016	<0.005	
10/11/2016	<0.005	
12/5/2016	<0.005	
2/13/2017	<0.005	
4/10/2017	<0.005	
6/23/2017	<0.005	
10/10/2017	<0.005	
3/26/2018	<0.005	
10/4/2018	0.00032 (J)	
3/28/2019	<0.005	
9/12/2019	<0.005	
3/19/2020	<0.005	
9/10/2020	<0.005	
4/6/2021	<0.005	
8/13/2021	<0.005	
2/14/2022	<0.005	
8/31/2022	<0.005	
3/1/2023		<0.005
8/3/2023		<0.005

Prediction Limit

Constituent: Selenium, Total (mg/L) Analysis Run 9/29/2023 4:40 PM View: Appendix I - Intrawell

Plant Scherer Client: Southern Company Data: Scherer PAC-CCR

	GWC-50	GWC-50
12/22/2010	<0.005	
2/15/2011	<0.005	
3/22/2011	<0.005	
4/27/2011	<0.005	
10/26/2011	<0.005	
5/2/2012	<0.005	
11/8/2012	<0.005	
5/8/2013	0.0042	
11/4/2013	<0.005	
5/24/2014	<0.005	
11/8/2014	<0.005	
5/22/2015	<0.005	
11/13/2015	<0.005	
4/11/2016	<0.005	
6/15/2016	<0.005	
8/10/2016	<0.005	
10/11/2016	<0.005	
12/2/2016	<0.005	
2/13/2017	<0.005	
4/7/2017	0.0021	
6/22/2017	<0.005	
10/10/2017	<0.005	
3/23/2018	<0.005	
10/4/2018	<0.005	
3/28/2019	<0.005	
9/12/2019	<0.005	
3/19/2020	<0.005	
9/10/2020	<0.005	
4/6/2021	<0.005	
8/13/2021	<0.005	
2/14/2022	<0.005	
8/31/2022	<0.005	
3/1/2023		<0.005
8/3/2023		<0.005

Prediction Limit

Constituent: Selenium, Total (mg/L) Analysis Run 9/29/2023 4:40 PM View: Appendix I - Intrawell

Plant Scherer Client: Southern Company Data: Scherer PAC-CCR

	GWC-52	GWC-52
12/21/2010	<0.005	
2/15/2011	<0.005	
3/21/2011	<0.005	
4/28/2011	<0.005	
10/26/2011	<0.005	
5/1/2012	<0.005	
11/9/2012	<0.005	
5/8/2013	<0.005	
11/4/2013	0.0049	
5/24/2014	<0.005	
11/7/2014	<0.005	
5/22/2015	0.0067 (O)	
11/13/2015	<0.005	
4/11/2016	<0.005	
6/16/2016	<0.005	
8/11/2016	0.00036 (J)	
10/13/2016	0.00035 (J)	
12/5/2016	<0.005	
2/13/2017	<0.005	
4/11/2017	0.0027	
6/24/2017	<0.005	
10/11/2017	<0.005	
3/26/2018	<0.005	
10/4/2018	0.0004 (J)	
3/28/2019	<0.005	
9/12/2019	<0.005	
3/19/2020	<0.005	
9/11/2020	<0.005	
4/5/2021	<0.005	
8/17/2021	<0.005	
2/14/2022	<0.005	
8/31/2022	<0.005	
3/1/2023		0.00099 (J)
8/3/2023		<0.005

Prediction Limit

Constituent: Selenium, Total (mg/L) Analysis Run 9/29/2023 4:40 PM View: Appendix I - Intrawell

Plant Scherer Client: Southern Company Data: Scherer PAC-CCR

	GWC-53	GWC-53
12/20/2010	<0.005	
2/14/2011	<0.005	
3/21/2011	<0.005	
4/27/2011	<0.005	
10/26/2011	<0.005	
5/1/2012	<0.005	
11/9/2012	<0.005	
5/8/2013	<0.005	
11/4/2013	<0.005	
5/24/2014	<0.005	
11/7/2014	<0.005	
5/20/2015	<0.005	
11/13/2015	<0.005	
4/8/2016	<0.005	
6/16/2016	<0.005	
8/11/2016	<0.005	
10/13/2016	0.00046 (J)	
12/6/2016	<0.005	
2/13/2017	0.0025	
4/11/2017	0.00089 (J)	
6/24/2017	<0.005	
10/11/2017	<0.005	
3/26/2018	<0.005	
10/4/2018	<0.005	
3/28/2019	<0.005	
9/12/2019	<0.005	
3/19/2020	<0.005	
9/11/2020	<0.005	
4/6/2021	<0.005	
8/13/2021	<0.005	
2/14/2022	<0.005	
8/31/2022	<0.005	
2/28/2023		<0.005
8/3/2023		<0.005

Prediction Limit

Constituent: Thallium, Total (mg/L) Analysis Run 9/29/2023 4:40 PM View: Appendix I - Intravel

Plant Scherer Client: Southern Company Data: Scherer PAC-CCR

	GWA-21	GWA-21
12/22/2010	<0.001	
2/14/2011	<0.001	
3/22/2011	<0.001	
4/26/2011	<0.001	
10/27/2011	<0.001	
5/1/2012	<0.001	
11/8/2012	<0.001	
5/7/2013	<0.001	
11/4/2013	0.00025 (J)	
5/24/2014	<0.001	
11/8/2014	0.00048	
5/21/2015	<0.001	
11/13/2015	<0.001	
4/6/2016	<0.001	
6/14/2016	<0.001	
8/10/2016	<0.001	
10/11/2016	<0.001	
12/2/2016	<0.001	
2/10/2017	<0.001	
4/10/2017	<0.001	
6/23/2017	<0.001	
10/9/2017	<0.001	
3/26/2018	<0.001	
10/3/2018	<0.001	
3/27/2019	<0.001	
9/12/2019	<0.001	
3/19/2020	<0.001	
9/10/2020	<0.001	
4/2/2021	0.00016 (J)	
8/12/2021	<0.001	
2/14/2022	<0.001	
8/26/2022	<0.001	
2/28/2023		<0.001
8/2/2023		<0.001

Prediction Limit

Constituent: Thallium, Total (mg/L) Analysis Run 9/29/2023 4:40 PM View: Appendix I - Intravel

Plant Scherer Client: Southern Company Data: Scherer PAC-CCR

	GWA-22	GWA-22
12/22/2010	<0.001	
2/14/2011	<0.001	
3/22/2011	<0.001	
4/26/2011	<0.001	
10/27/2011	<0.001	
5/1/2012	<0.001	
11/8/2012	<0.001	
5/7/2013	<0.001	
11/4/2013	<0.001	
5/24/2014	<0.001	
11/8/2014	0.00086	
5/21/2015	<0.001	
11/13/2015	<0.001	
4/8/2016	<0.001	
6/14/2016	<0.001	
8/9/2016	<0.001	
10/11/2016	<0.001	
12/5/2016	<0.001	
2/10/2017	<0.001	
4/7/2017	<0.001	
6/26/2017	<0.001	
10/9/2017	<0.001	
3/26/2018	<0.001 (D)	
10/3/2018	<0.001	
3/27/2019	<0.001	
9/12/2019	<0.001	
3/19/2020	<0.001	
9/10/2020	<0.001	
4/2/2021	0.00036 (J)	
8/12/2021	<0.001	
2/15/2022	<0.001	
8/26/2022	<0.001	
2/28/2023		<0.001
8/3/2023		<0.001

Prediction Limit

Constituent: Thallium, Total (mg/L) Analysis Run 9/29/2023 4:40 PM View: Appendix I - IntraWell
Plant Scherer Client: Southern Company Data: Scherer PAC-CCR

	GWA-45	GWA-45
12/20/2010	0.00026 (J)	
2/14/2011	<0.001	
3/21/2011	<0.001	
4/26/2011	<0.001	
10/26/2011	<0.001	
5/1/2012	<0.001	
11/8/2012	<0.001	
5/8/2013	<0.001	
11/4/2013	<0.001	
5/24/2014	<0.001	
11/7/2014	0.00032	
5/20/2015	<0.001	
11/13/2015	<0.001	
4/7/2016	<0.001	
6/14/2016	<0.001	
8/9/2016	<0.001	
10/10/2016	<0.001	
12/2/2016	<0.001	
2/9/2017	<0.001	
4/7/2017	<0.001	
6/22/2017	<0.001	
10/10/2017	<0.001	
3/22/2018	<0.001 (D)	
10/3/2018	<0.001	
3/27/2019	<0.001	
9/12/2019	<0.001	
3/19/2020	0.00036 (J)	
9/11/2020	<0.001	
4/2/2021	<0.001	
8/12/2021	<0.001	
2/14/2022	<0.001	
8/31/2022	<0.001	
2/28/2023		<0.001
8/3/2023		<0.001

Prediction Limit

Constituent: Thallium, Total (mg/L) Analysis Run 9/29/2023 4:40 PM View: Appendix I - Intravel

Plant Scherer Client: Southern Company Data: Scherer PAC-CCR

	GWA-48	GWA-48
12/21/2010	<0.001	
2/14/2011	<0.001	
3/23/2011	<0.001	
4/27/2011	<0.001	
10/25/2011	<0.001	
5/1/2012	<0.001	
11/8/2012	<0.001	
5/7/2013	<0.001	
11/5/2013	<0.001	
5/23/2014	<0.001	
11/7/2014	<0.001	
5/21/2015	<0.001	
11/12/2015	<0.001	
4/7/2016	<0.001	
6/17/2016	<0.001	
8/10/2016	<0.001	
10/14/2016	<0.001	
12/19/2016	<0.001	
2/13/2017	<0.001	
4/7/2017	<0.001	
6/22/2017	<0.001	
10/10/2017	<0.001	
3/23/2018	<0.001	
10/3/2018	<0.001	
3/27/2019	<0.001	
9/12/2019	<0.001	
3/19/2020	0.00018 (J)	
9/11/2020	<0.001	
4/5/2021	0.00043 (J)	
8/12/2021	<0.001	
2/14/2022	<0.001	
8/31/2022	<0.001	
2/28/2023		<0.001
8/3/2023		<0.001

Prediction Limit

Constituent: Thallium, Total (mg/L) Analysis Run 9/29/2023 4:40 PM View: Appendix I - Intravel
Plant Scherer Client: Southern Company Data: Scherer PAC-CCR

	GWC-50	GWC-50
12/22/2010	<0.001	
2/15/2011	<0.001	
3/22/2011	<0.001	
4/27/2011	<0.001	
10/26/2011	<0.001	
5/2/2012	<0.001	
11/8/2012	<0.001	
5/8/2013	0.00028	
11/4/2013	<0.001	
5/24/2014	<0.001	
11/8/2014	<0.001	
5/22/2015	<0.001	
11/13/2015	<0.001	
4/11/2016	<0.001	
6/15/2016	<0.001	
8/10/2016	<0.001	
10/11/2016	<0.001	
12/2/2016	<0.001	
2/13/2017	<0.001	
4/7/2017	<0.001	
6/22/2017	<0.001	
10/10/2017	<0.001	
3/23/2018	<0.001	
10/4/2018	<0.001	
3/28/2019	<0.001	
9/12/2019	<0.001	
3/19/2020	<0.001	
9/10/2020	<0.001	
4/6/2021	<0.001	
8/13/2021	<0.001	
2/14/2022	<0.001	
8/31/2022	<0.001	
3/1/2023		<0.001
8/3/2023		<0.001

Prediction Limit

Constituent: Thallium, Total (mg/L) Analysis Run 9/29/2023 4:40 PM View: Appendix I - Intravel
Plant Scherer Client: Southern Company Data: Scherer PAC-CCR

	GWC-51	GWC-51
12/22/2010	<0.001	
2/15/2011	<0.001	
3/22/2011	<0.001	
4/27/2011	<0.001	
10/26/2011	<0.001	
5/2/2012	<0.001	
11/8/2012	<0.001	
5/8/2013	<0.001	
11/4/2013	<0.001	
5/24/2014	<0.001	
11/7/2014	<0.001	
5/22/2015	<0.001	
11/13/2015	<0.001	
4/11/2016	<0.001	
6/16/2016	<0.001	
8/10/2016	<0.001	
10/13/2016	<0.001	
12/5/2016	<0.001	
2/13/2017	<0.001	
4/10/2017	<0.001	
6/23/2017	<0.001	
10/11/2017	<0.001	
3/26/2018	<0.001	
10/4/2018	<0.001	
3/27/2019	<0.001	
9/12/2019	<0.001	
3/19/2020	<0.001	
9/11/2020	<0.001	
4/5/2021	0.00022 (J)	
8/13/2021	<0.001	
2/15/2022	<0.001	
8/31/2022	<0.001	
2/28/2023		<0.001
8/3/2023		<0.001

Prediction Limit

Constituent: Vanadium, Total (mg/L) Analysis Run 9/29/2023 4:40 PM View: Appendix I - Intrawell

Plant Scherer Client: Southern Company Data: Scherer PAC-CCR

	GWA-21	GWA-21
12/22/2010	<0.0025	
2/14/2011	<0.0025	
3/22/2011	0.0028 (J)	
4/26/2011	0.0025 (J)	
10/27/2011	<0.0025	
5/1/2012	<0.0025	
11/8/2012	<0.0025	
5/7/2013	<0.0025	
11/4/2013	<0.0025	
5/24/2014	<0.0025	
11/8/2014	<0.0025	
5/21/2015	<0.0025	
11/13/2015	<0.0025	
4/6/2016	0.00201 (J)	
10/11/2016	<0.0025	
4/10/2017	0.002 (J)	
10/9/2017	<0.0025	
3/26/2018	0.0014 (J)	
10/3/2018	0.0023 (J)	
3/27/2019	0.0072 (O)	
9/12/2019	0.0031	
3/19/2020	0.003	
9/10/2020	0.0027	
4/2/2021	0.0029	
8/12/2021	0.004	
2/14/2022	0.0033	
8/26/2022	0.0028	
2/28/2023		0.0036
8/2/2023		0.0035

Prediction Limit

Constituent: Vanadium, Total (mg/L) Analysis Run 9/29/2023 4:40 PM View: Appendix I - Intrawell
Plant Scherer Client: Southern Company Data: Scherer PAC-CCR

	GWA-22	GWA-22
12/22/2010	<0.0025	
2/14/2011	<0.0025	
3/22/2011	0.0032 (J)	
4/26/2011	<0.0025	
10/27/2011	<0.0025	
5/1/2012	0.0037 (J)	
11/8/2012	<0.0025	
5/7/2013	0.0041 (J)	
11/4/2013	<0.0025	
5/24/2014	<0.0025	
11/8/2014	<0.0025	
5/21/2015	0.0052 (J)	
11/13/2015	<0.0025	
4/8/2016	<0.0025 (D)	
10/11/2016	<0.0025	
4/7/2017	0.0033	
10/9/2017	<0.0025	
3/26/2018	0.0029	
10/3/2018	0.0022 (J)	
3/27/2019	0.0071 (O)	
9/12/2019	0.0025	
3/19/2020	0.0052	
9/10/2020	0.0025	
4/2/2021	0.0045	
8/12/2021	0.0028	
2/15/2022	0.0083	
8/26/2022	0.002	
2/28/2023		0.0071
8/3/2023		0.0037

Prediction Limit

Constituent: Vanadium, Total (mg/L) Analysis Run 9/29/2023 4:40 PM View: Appendix I - Intrawell
Plant Scherer Client: Southern Company Data: Scherer PAC-CCR

	GWA-45	GWA-45
12/20/2010	<0.0014	
2/14/2011	<0.0014	
3/21/2011	<0.0014	
4/26/2011	0.0022 (J)	
10/26/2011	<0.0014	
5/1/2012	0.0036 (J)	
11/8/2012	0.0062 (O)	
5/8/2013	<0.0014	
11/4/2013	<0.0014	
5/24/2014	<0.0014	
11/7/2014	<0.0014	
5/20/2015	<0.0014	
11/13/2015	<0.0014	
4/7/2016	<0.0014	
10/10/2016	<0.0014	
4/7/2017	<0.0014	
10/10/2017	0.0014 (J)	
3/22/2018	<0.0014 (D)	
10/3/2018	<0.0014	
3/27/2019	0.0023 (J)	
9/12/2019	0.0017	
3/19/2020	0.0031	
9/11/2020	0.0015	
4/2/2021	0.0014	
8/12/2021	0.0017	
2/14/2022	0.0028	
8/31/2022	0.0011	
2/28/2023		0.0018
8/3/2023		0.0012 (J)

Prediction Limit

Constituent: Vanadium, Total (mg/L) Analysis Run 9/29/2023 4:40 PM View: Appendix I - Intrawell
Plant Scherer Client: Southern Company Data: Scherer PAC-CCR

	GWA-46	GWA-46
12/20/2010	0.0024 (J)	
2/1/2011	0.0021 (J)	
3/21/2011	0.0025 (J)	
4/26/2011	0.0033 (J)	
10/27/2011	<0.0034	
5/2/2012	0.0051 (J)	
11/8/2012	0.02 (O)	
5/7/2013	0.0036 (J)	
11/4/2013	0.0043 (J)	
5/24/2014	0.0033 (J)	
11/7/2014	<0.0034	
5/20/2015	0.0062 (J)	
11/13/2015	0.0046 (J)	
4/7/2016	0.00293 (J)	
10/10/2016	0.0031	
4/7/2017	0.0041	
10/10/2017	<0.0034	
3/23/2018	0.0032	
10/4/2018	<0.0034 (X)	
3/27/2019	0.0072	
9/12/2019	0.0033	
3/19/2020	0.0033	
9/11/2020	0.0026	
4/5/2021	0.003	
8/12/2021	0.0031	
2/14/2022	0.0032	
8/31/2022	0.0027	
2/28/2023		0.0037
8/3/2023		0.0026

Prediction Limit

Constituent: Vanadium, Total (mg/L) Analysis Run 9/29/2023 4:40 PM View: Appendix I - Intrawell
Plant Scherer Client: Southern Company Data: Scherer PAC-CCR

	GWA-47	GWA-47
12/20/2010	0.0051 (J)	
2/1/2011	0.012	
3/23/2011	0.015	
4/27/2011	0.022	
10/26/2011	0.0043 (J)	
5/1/2012	0.0069 (J)	
11/8/2012	0.013	
5/7/2013	0.017	
11/5/2013	0.013	
5/23/2014	0.041 (o)	
11/7/2014	0.0069 (J)	
5/21/2015	0.016	
11/12/2015	0.013	
4/8/2016	<0.0053 (D)	
10/11/2016	0.011	
4/7/2017	0.0073	
10/10/2017	0.0032	
3/22/2018	0.0068	
10/5/2018	<0.0053 (X)	
3/27/2019	0.012	
9/12/2019	0.0075	
3/20/2020	0.0086	
9/11/2020	0.007	
4/5/2021	0.0085	
8/13/2021	0.0078	
2/14/2022	0.0076	
8/31/2022	0.0073	
2/28/2023		0.0078
8/3/2023		0.0072

Prediction Limit

Constituent: Vanadium, Total (mg/L) Analysis Run 9/29/2023 4:40 PM View: Appendix I - Intrawell
Plant Scherer Client: Southern Company Data: Scherer PAC-CCR

	GWA-48	GWA-48
12/21/2010	0.0091 (J)	
2/14/2011	0.013	
3/23/2011	<0.01	
4/27/2011	0.0078 (J)	
10/25/2011	0.012 (O)	
5/1/2012	0.019	
11/8/2012	0.015	
5/7/2013	0.017	
11/5/2013	0.015	
5/23/2014	0.017	
11/7/2014	0.013	
5/21/2015	0.016	
11/12/2015	0.018	
4/7/2016	0.016	
10/14/2016	0.018	
4/7/2017	0.017	
10/10/2017	0.015	
3/23/2018	0.016	
10/3/2018	0.017	
3/27/2019	0.022	
9/12/2019	0.019	
3/19/2020	0.019	
9/11/2020	0.017	
4/5/2021	0.019	
8/12/2021	0.019	
2/14/2022	0.019	
8/31/2022	0.018	
2/28/2023		0.02
8/3/2023		0.017

Prediction Limit

Constituent: Vanadium, Total (mg/L) Analysis Run 9/29/2023 4:40 PM View: Appendix I - Intrawell
Plant Scherer Client: Southern Company Data: Scherer PAC-CCR

	GWA-49	GWA-49
12/21/2010	0.016	
2/14/2011	0.016	
3/21/2011	0.018	
4/26/2011	0.018	
10/26/2011	0.018	
5/2/2012	0.021	
11/8/2012	0.019	
5/8/2013	0.02	
11/5/2013	0.018	
5/23/2014	0.018	
11/7/2014	0.018	
5/21/2015	0.02	
11/12/2015	0.016	
4/7/2016	0.0182	
10/11/2016	0.023	
4/7/2017	0.02	
10/10/2017	0.016	
3/22/2018	0.018	
10/3/2018	0.018	
3/27/2019	0.021	
9/12/2019	0.02	
3/19/2020	0.02	
9/10/2020	0.018	
4/6/2021	0.021	
8/12/2021	0.02	
2/14/2022	0.02	
8/30/2022	0.019	
3/1/2023		0.019
8/3/2023		0.019

Prediction Limit

Constituent: Vanadium, Total (mg/L) Analysis Run 9/29/2023 4:40 PM View: Appendix I - Intrawell
Plant Scherer Client: Southern Company Data: Scherer PAC-CCR

	GWC-29	GWC-29
12/22/2010	0.0037 (J)	
2/15/2011	0.0043 (J)	
3/22/2011	0.0039 (J)	
4/27/2011	0.0035 (J)	
10/26/2011	0.0047 (J)	
5/2/2012	0.0064 (J)	
11/8/2012	0.0051 (J)	
5/8/2013	0.0046 (J)	
11/4/2013	0.0039 (J)	
5/24/2014	0.0053 (J)	
11/7/2014	0.0034 (J)	
5/22/2015	0.0068 (J)	
11/13/2015	0.0044 (J)	
4/11/2016	0.00381 (J)	
10/11/2016	<0.0053	
4/10/2017	0.0038	
10/10/2017	0.0053	
3/26/2018	0.0037	
10/4/2018	<0.0053 (X)	
3/28/2019	0.0079	
9/12/2019	0.0054	
3/19/2020	0.0044	
9/10/2020	0.0049	
4/6/2021	0.0045	
8/13/2021	0.0061	
2/14/2022	0.0047	
8/31/2022	0.0055	
3/1/2023		0.0051
8/3/2023		0.005

Prediction Limit

Constituent: Vanadium, Total (mg/L) Analysis Run 9/29/2023 4:40 PM View: Appendix I - Intrawell
Plant Scherer Client: Southern Company Data: Scherer PAC-CCR

	GWC-50	GWC-50
12/22/2010	<0.001	
2/15/2011	<0.001	
3/22/2011	0.0034 (J)	
4/27/2011	0.0032 (J)	
10/26/2011	<0.001	
5/2/2012	0.0039 (J)	
11/8/2012	0.0034 (J)	
5/8/2013	<0.001	
11/4/2013	0.0035 (J)	
5/24/2014	0.0036 (J)	
11/8/2014	<0.001	
5/22/2015	0.0044 (J)	
11/13/2015	<0.001	
4/11/2016	0.00254 (J)	
10/11/2016	<0.001	
4/7/2017	0.0024 (J)	
10/10/2017	<0.001	
3/23/2018	0.0023 (J)	
10/4/2018	<0.001 (X)	
3/28/2019	0.0053	
9/12/2019	0.0028	
3/19/2020	0.0027	
9/10/2020	0.0026	
4/6/2021	0.0026	
8/13/2021	0.0093	
2/14/2022	0.0042	
8/31/2022	0.0031	
3/1/2023		<0.001
8/3/2023		0.0029

Prediction Limit

Constituent: Vanadium, Total (mg/L) Analysis Run 9/29/2023 4:40 PM View: Appendix I - Intrawell
Plant Scherer Client: Southern Company Data: Scherer PAC-CCR

	GWC-51	GWC-51
12/22/2010	0.0027 (J)	
2/15/2011	0.0036 (J)	
3/22/2011	<0.0066	
4/27/2011	0.0046 (J)	
10/26/2011	<0.0066	
5/2/2012	0.0055 (J)	
11/8/2012	0.0042 (J)	
5/8/2013	0.0046 (J)	
11/4/2013	0.0042 (J)	
5/24/2014	0.0061 (J)	
11/7/2014	0.0032 (J)	
5/22/2015	0.0056 (J)	
11/13/2015	<0.0066	
4/11/2016	0.00415 (J)	
10/13/2016	<0.0066	
4/10/2017	0.0043	
10/11/2017	0.0052	
3/26/2018	0.004	
10/4/2018	<0.0066 (X)	
3/27/2019	0.0087	
9/12/2019	0.0047	
3/19/2020	0.0046	
9/11/2020	0.0042	
4/5/2021	0.0059	
8/13/2021	0.0072	
2/15/2022	0.0049	
8/31/2022	0.0038	
2/28/2023		0.0052
8/3/2023		0.0041

Prediction Limit

Constituent: Vanadium, Total (mg/L) Analysis Run 9/29/2023 4:40 PM View: Appendix I - IntraWell
Plant Scherer Client: Southern Company Data: Scherer PAC-CCR

	GWC-52	GWC-52
12/21/2010	<0.01	
2/15/2011	0.0098 (J)	
3/21/2011	0.012	
4/28/2011	0.011	
10/26/2011	0.012	
5/1/2012	0.011	
11/9/2012	0.011	
5/8/2013	<0.01	
11/4/2013	0.011	
5/24/2014	0.012	
11/7/2014	0.01	
5/22/2015	0.013	
11/13/2015	0.014	
4/11/2016	0.0107	
10/13/2016	0.011	
4/11/2017	0.011	
10/11/2017	0.012	
3/26/2018	0.0096	
10/4/2018	0.013	
3/28/2019	0.01	
9/12/2019	0.011	
3/19/2020	0.01	
9/11/2020	0.0099	
4/5/2021	0.011	
8/17/2021	0.011	
2/14/2022	0.011	
8/31/2022	0.01	
3/1/2023		0.011
8/3/2023		0.0088

Prediction Limit

Constituent: Vanadium, Total (mg/L) Analysis Run 9/29/2023 4:40 PM View: Appendix I - Intrawell
Plant Scherer Client: Southern Company Data: Scherer PAC-CCR

	GWC-53	GWC-53
12/20/2010	<0.002	
2/14/2011	<0.002	
3/21/2011	<0.002	
4/27/2011	<0.002	
10/26/2011	<0.002	
5/1/2012	0.0032 (J)	
11/9/2012	<0.002	
5/8/2013	<0.002	
11/4/2013	<0.002	
5/24/2014	<0.002	
11/7/2014	<0.002	
5/20/2015	0.0065	
11/13/2015	<0.002	
4/8/2016	0.0136 (O)	
10/13/2016	<0.002	
4/11/2017	<0.002	
10/11/2017	0.0019 (J)	
3/26/2018	<0.002	
10/4/2018	<0.002 (X)	
3/28/2019	0.0041	
9/12/2019	<0.002	
3/19/2020	<0.002	
9/11/2020	<0.002	
4/6/2021	<0.002	
8/13/2021	0.0016	
2/14/2022	0.0014	
8/31/2022	0.00095 (J)	
2/28/2023		0.0023
8/3/2023		<0.002

Prediction Limit

Constituent: Zinc, Total (mg/L) Analysis Run 9/29/2023 4:40 PM View: Appendix I - Intravel
Plant Scherer Client: Southern Company Data: Scherer PAC-CCR

	GWA-21	GWA-21
12/22/2010	<0.005	
2/14/2011	<0.005	
3/22/2011	<0.005	
4/26/2011	<0.005	
10/27/2011	<0.005	
5/1/2012	<0.005	
11/8/2012	<0.005	
5/7/2013	<0.005	
11/4/2013	<0.005	
5/24/2014	<0.005	
11/8/2014	<0.005	
5/21/2015	<0.005	
11/13/2015	<0.005	
4/6/2016	<0.005	
10/11/2016	<0.005	
4/10/2017	<0.005	
10/9/2017	<0.005	
3/26/2018	<0.005	
10/3/2018	<0.005	
3/27/2019	<0.005	
9/12/2019	0.0046 (J)	
3/19/2020	<0.005	
9/10/2020	0.0048 (J)	
4/2/2021	<0.005	
8/12/2021	<0.005	
2/14/2022	<0.005	
8/26/2022	<0.005	
2/28/2023		<0.005
8/2/2023		<0.005

Prediction Limit

Constituent: Zinc, Total (mg/L) Analysis Run 9/29/2023 4:40 PM View: Appendix I - Intravel
Plant Scherer Client: Southern Company Data: Scherer PAC-CCR

	GWA-22	GWA-22
12/22/2010	<0.005	
2/14/2011	<0.005	
3/22/2011	<0.005	
4/26/2011	<0.005	
10/27/2011	<0.005	
5/1/2012	<0.005	
11/8/2012	<0.005	
5/7/2013	<0.005	
11/4/2013	<0.005	
5/24/2014	<0.005	
11/8/2014	<0.005	
5/21/2015	<0.005	
11/13/2015	0.039 (O)	
10/11/2016	<0.005	
4/7/2017	<0.005	
10/9/2017	<0.005	
3/26/2018	<0.005 (D)	
10/3/2018	<0.005	
3/27/2019	<0.005	
9/12/2019	0.0085	
3/19/2020	<0.005	
9/10/2020	<0.005	
4/2/2021	<0.005	
8/12/2021	<0.005	
2/15/2022	0.003 (J)	
8/26/2022	<0.005	
2/28/2023		<0.005
8/3/2023		<0.005

Prediction Limit

Constituent: Zinc, Total (mg/L) Analysis Run 9/29/2023 4:40 PM View: Appendix I - Intravel
Plant Scherer Client: Southern Company Data: Scherer PAC-CCR

	GWA-45	GWA-45
12/20/2010	<0.005	
2/14/2011	<0.005	
3/21/2011	<0.005	
4/26/2011	<0.005	
10/26/2011	<0.005	
5/1/2012	<0.005	
11/8/2012	<0.005	
5/8/2013	<0.005	
11/4/2013	<0.005	
5/24/2014	<0.005	
11/7/2014	<0.005	
5/20/2015	<0.005	
11/13/2015	<0.005	
4/7/2016	0.00345 (J)	
10/10/2016	<0.005	
4/7/2017	<0.005	
10/10/2017	<0.005	
3/22/2018	<0.005 (D)	
10/3/2018	<0.005	
3/27/2019	<0.005	
9/12/2019	0.0095	
3/19/2020	0.0037 (J)	
9/11/2020	0.0098	
4/2/2021	0.0058	
8/12/2021	0.006	
2/14/2022	0.003 (J)	
8/31/2022	0.0051	
2/28/2023		0.0062 (J)
8/3/2023		0.0051

Prediction Limit

Constituent: Zinc, Total (mg/L) Analysis Run 9/29/2023 4:40 PM View: Appendix I - Intravel
Plant Scherer Client: Southern Company Data: Scherer PAC-CCR

	GWA-46	GWA-46
12/20/2010	<0.005	
2/1/2011	<0.005	
3/21/2011	<0.005	
4/26/2011	<0.005	
10/27/2011	<0.005	
5/2/2012	<0.005	
11/8/2012	0.013 (O)	
5/7/2013	<0.005	
11/4/2013	<0.005	
5/24/2014	<0.005	
11/7/2014	<0.005	
5/20/2015	<0.005	
11/13/2015	<0.005	
4/7/2016	0.00265 (J)	
10/10/2016	<0.005	
4/7/2017	<0.005	
10/10/2017	0.0096 (J)	
3/23/2018	<0.005	
10/4/2018	<0.005	
3/27/2019	<0.005	
9/12/2019	0.0091	
3/19/2020	0.0035 (J)	
9/11/2020	0.0038 (J)	
4/5/2021	0.0049 (J)	
8/12/2021	<0.005	
2/14/2022	<0.005	
8/31/2022	0.0032 (J)	
2/28/2023		<0.005
8/3/2023		0.0037 (J)

Prediction Limit

Constituent: Zinc, Total (mg/L) Analysis Run 9/29/2023 4:40 PM View: Appendix I - Intravel
Plant Scherer Client: Southern Company Data: Scherer PAC-CCR

	GWA-47	GWA-47
12/20/2010	<0.005	
2/1/2011	<0.005	
3/23/2011	<0.005	
4/27/2011	<0.005	
10/26/2011	<0.005	
5/1/2012	<0.005	
11/8/2012	<0.005	
5/7/2013	0.0087	
11/5/2013	<0.005	
5/23/2014	0.014 (O)	
11/7/2014	<0.005	
5/21/2015	<0.005	
11/12/2015	<0.005	
10/11/2016	<0.005	
4/7/2017	<0.005	
10/10/2017	<0.005	
3/22/2018	<0.005	
10/5/2018	<0.005	
3/27/2019	<0.005	
9/12/2019	0.0049 (J)	
3/20/2020	<0.005	
9/11/2020	<0.005	
4/5/2021	<0.005	
8/13/2021	<0.005	
2/14/2022	<0.005	
8/31/2022	<0.005	
2/28/2023		<0.005
8/3/2023		<0.005

Prediction Limit

Constituent: Zinc, Total (mg/L) Analysis Run 9/29/2023 4:40 PM View: Appendix I - Intravel
Plant Scherer Client: Southern Company Data: Scherer PAC-CCR

	GWA-48	GWA-48
12/21/2010	<0.005	
2/14/2011	<0.005	
3/23/2011	<0.005	
4/27/2011	<0.005	
10/25/2011	<0.005	
5/1/2012	<0.005	
11/8/2012	<0.005	
5/7/2013	<0.005	
11/5/2013	<0.005	
5/23/2014	<0.005	
11/7/2014	<0.005	
5/21/2015	<0.005	
11/12/2015	<0.005	
4/7/2016	0.00287 (J)	
10/14/2016	<0.005	
4/7/2017	<0.005	
10/10/2017	<0.005	
3/23/2018	<0.005	
10/3/2018	<0.005	
3/27/2019	<0.005	
9/12/2019	0.0048 (J)	
3/19/2020	<0.005	
9/11/2020	<0.005	
4/5/2021	<0.005	
8/12/2021	<0.005	
2/14/2022	<0.005	
8/31/2022	0.0039 (J)	
2/28/2023		<0.005
8/3/2023		<0.005

Prediction Limit

Constituent: Zinc, Total (mg/L) Analysis Run 9/29/2023 4:40 PM View: Appendix I - Intravel
Plant Scherer Client: Southern Company Data: Scherer PAC-CCR

	GWA-49	GWA-49
12/21/2010	<0.005	
2/14/2011	<0.005	
3/21/2011	<0.005	
4/26/2011	<0.005	
10/26/2011	<0.005	
5/2/2012	<0.005	
11/8/2012	<0.005	
5/8/2013	<0.005	
11/5/2013	<0.005	
5/23/2014	<0.005	
11/7/2014	<0.005	
5/21/2015	<0.005	
11/12/2015	<0.005	
4/7/2016	0.00208 (J)	
10/11/2016	<0.005	
4/7/2017	<0.005	
10/10/2017	<0.005	
3/22/2018	<0.005	
10/3/2018	<0.005	
3/27/2019	<0.005	
9/12/2019	0.0041 (J)	
3/19/2020	<0.005	
9/10/2020	<0.005	
4/6/2021	<0.005	
8/12/2021	<0.005	
2/14/2022	<0.005	
8/30/2022	<0.005	
3/1/2023		<0.005
8/3/2023		<0.005

Prediction Limit

Constituent: Zinc, Total (mg/L) Analysis Run 9/29/2023 4:40 PM View: Appendix I - Intravel
Plant Scherer Client: Southern Company Data: Scherer PAC-CCR

	GWC-29	GWC-29
12/22/2010	<0.005	
2/15/2011	<0.005	
3/22/2011	<0.005	
4/27/2011	<0.005	
10/26/2011	<0.005	
5/2/2012	<0.005	
11/8/2012	<0.005	
5/8/2013	<0.005	
11/4/2013	<0.005	
5/24/2014	<0.005	
11/7/2014	<0.005	
5/22/2015	<0.005	
11/13/2015	<0.005	
4/11/2016	<0.005	
10/11/2016	<0.005	
4/10/2017	<0.005	
10/10/2017	<0.005	
3/26/2018	<0.005	
10/4/2018	<0.005	
3/28/2019	<0.005	
9/12/2019	0.0058	
3/19/2020	<0.005	
9/10/2020	<0.005	
4/6/2021	<0.005	
8/13/2021	<0.005	
2/14/2022	<0.005	
8/31/2022	<0.005	
3/1/2023		<0.005
8/3/2023		<0.005

Prediction Limit

Constituent: Zinc, Total (mg/L) Analysis Run 9/29/2023 4:40 PM View: Appendix I - Intrawell
Plant Scherer Client: Southern Company Data: Scherer PAC-CCR

	GWC-50	GWC-50
12/22/2010	<0.005	
2/15/2011	<0.005	
3/22/2011	<0.005	
4/27/2011	<0.005	
10/26/2011	<0.005	
5/2/2012	<0.005	
11/8/2012	<0.005	
5/8/2013	<0.005	
11/4/2013	<0.005	
5/24/2014	<0.005	
11/8/2014	<0.005	
5/22/2015	<0.005	
11/13/2015	<0.005	
4/11/2016	<0.005	
10/11/2016	<0.005	
4/7/2017	<0.005	
10/10/2017	<0.005	
3/23/2018	<0.005	
10/4/2018	0.0076	
3/28/2019	<0.005	
9/12/2019	0.0057	
3/19/2020	0.0037 (J)	
9/10/2020	<0.005	
4/6/2021	<0.005	
8/13/2021	0.0053	
2/14/2022	<0.005	
8/31/2022	<0.005	
3/1/2023		0.016
5/2/2023		<0.005 (R)
8/3/2023		0.0033 (J)

Prediction Limit

Constituent: Zinc, Total (mg/L) Analysis Run 9/29/2023 4:40 PM View: Appendix I - Intravel
Plant Scherer Client: Southern Company Data: Scherer PAC-CCR

	GWC-51	GWC-51
12/22/2010	<0.005	
2/15/2011	<0.005	
3/22/2011	<0.005	
4/27/2011	<0.005	
10/26/2011	<0.005	
5/2/2012	<0.005	
11/8/2012	<0.005	
5/8/2013	<0.005	
11/4/2013	<0.005	
5/24/2014	<0.005	
11/7/2014	<0.005	
5/22/2015	<0.005	
11/13/2015	<0.005	
4/11/2016	0.00333 (J)	
10/13/2016	<0.005	
4/10/2017	<0.005	
10/11/2017	<0.005	
3/26/2018	<0.005	
10/4/2018	<0.005	
3/27/2019	<0.005	
9/12/2019	0.0042 (J)	
3/19/2020	<0.005	
9/11/2020	<0.005	
4/5/2021	<0.005	
8/13/2021	<0.005	
2/15/2022	<0.005	
8/31/2022	<0.005	
2/28/2023		<0.005
8/3/2023		0.0035 (J)

Prediction Limit

Constituent: Zinc, Total (mg/L) Analysis Run 9/29/2023 4:40 PM View: Appendix I - Intravel
Plant Scherer Client: Southern Company Data: Scherer PAC-CCR

	GWC-52	GWC-52
12/21/2010	<0.005	
2/15/2011	<0.005	
3/21/2011	<0.005	
4/28/2011	<0.005	
10/26/2011	<0.005	
5/1/2012	<0.005	
11/9/2012	<0.005	
5/8/2013	<0.005	
11/4/2013	<0.005	
5/24/2014	<0.005	
11/7/2014	<0.005	
5/22/2015	<0.005	
11/13/2015	<0.005	
4/11/2016	<0.005	
10/13/2016	<0.005	
4/11/2017	0.0065 (J)	
10/11/2017	<0.005	
3/26/2018	<0.005	
10/4/2018	<0.005	
3/28/2019	<0.005	
9/12/2019	0.0073	
3/19/2020	<0.005	
9/11/2020	<0.005	
4/5/2021	<0.005	
8/17/2021	<0.005	
2/14/2022	<0.005	
8/31/2022	<0.005	
3/1/2023		<0.005
8/3/2023		<0.005

Prediction Limit

Constituent: Zinc, Total (mg/L) Analysis Run 9/29/2023 4:40 PM View: Appendix I - Intravel
Plant Scherer Client: Southern Company Data: Scherer PAC-CCR

	GWC-53	GWC-53
12/20/2010	0.0095 (J)	
2/14/2011	0.0092 (J)	
3/21/2011	0.011 (J)	
4/27/2011	0.0096 (J)	
10/26/2011	0.011 (J)	
5/1/2012	0.012 (J)	
11/9/2012	0.014 (J)	
5/8/2013	0.016 (J)	
11/4/2013	0.014 (J)	
5/24/2014	0.013 (J)	
11/7/2014	0.014 (J)	
5/20/2015	0.015 (J)	
11/13/2015	0.015 (J)	
10/13/2016	0.015 (J)	
4/11/2017	0.015 (J)	
10/11/2017	0.019 (J)	
3/26/2018	0.016 (J)	
10/4/2018	0.017 (J)	
3/28/2019	0.013 (J)	
9/12/2019	0.02	
3/19/2020	0.014	
9/11/2020	0.014	
4/6/2021	0.014	
8/13/2021	0.017	
2/14/2022	0.014	
8/31/2022	0.015	
2/28/2023		0.014 (J)
8/3/2023		0.015

FIGURE E.

Appendix I Interwell Prediction Limits - Two-Step - All Results (No Significant)

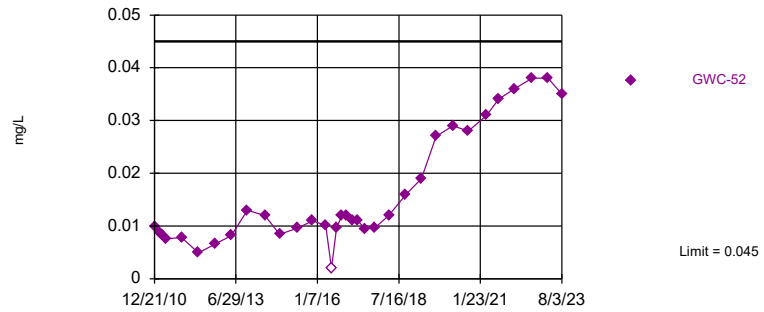
Plant Scherer Client: Southern Company Data: Scherer PAC-CCR Printed 9/29/2023, 4:42 PM

Constituent	Well	Upper Lim.	Lower Lim.	Date	Observ.	Sig.	Bg N	Bg Mean	Std. Dev.	%NDs	ND Adj.	Transform	Alpha	Method
Chromium, Total (mg/L)	GWC-52	0.045	n/a	8/3/2023	0.035	No	236	n/a	n/a	18.22	n/a	n/a	0.0000492	NP Inter (normality) 1 of 2

Within Limit

Prediction Limit

Interwell Non-parametric



Non-parametric test used in lieu of parametric prediction limit because the Chi Squared normality test showed the data to be non-normal at the 0.01 alpha level. Limit is highest of 236 background values. 18.22% NDs. Annual per-constituent alpha = 0.0004919. Individual comparison alpha = 0.0000492 (1 of 2). Assumes 4 future values.

Constituent: Chromium, Total Analysis Run 9/29/2023 4:42 PM View: Appendix I - Two-Step
Plant Scherer Client: Southern Company Data: Scherer PAC-CCR

Prediction Limit

Constituent: Chromium, Total (mg/L) Analysis Run 9/29/2023 4:42 PM View: Appendix I - Two-Step

Plant Scherer Client: Southern Company Data: Scherer PAC-CCR

	GWA-47 (bg)	GWA-46 (bg)	GWA-45 (bg)	GWC-52	GWA-49 (bg)	GWA-48 (bg)	GWA-22 (bg)	GWA-21 (bg)
12/20/2010	0.0064	0.0036 (J)	<0.002					
12/21/2010				0.01	0.0073	0.0094		
12/22/2010							0.0029 (J)	0.0052
2/1/2011	0.015	0.0037 (J)						
2/14/2011			<0.002		0.0051	0.028	0.0027 (J)	0.0057
2/15/2011				0.0087				
3/21/2011		0.004 (J)	<0.002	0.0083	0.0067			
3/22/2011							0.0049 (J)	0.0055
3/23/2011	0.0084					0.0042 (J)		
4/26/2011		0.0037 (J)	<0.002		0.0065		0.0048 (J)	0.0069
4/27/2011	0.011					<0.002		
4/28/2011				0.0076				
10/25/2011						0.0062		
10/26/2011	0.0061		<0.002	0.0078	0.0068			
10/27/2011		0.0047 (J)					0.0023 (J)	0.011
5/1/2012	0.0072		<0.002	0.0049 (J)		0.011	0.0051	0.0056
5/2/2012		0.005 (J)			0.011			
11/8/2012	0.015	0.0081	<0.002		0.0052	0.0089	0.0034 (J)	<0.002
11/9/2012				0.0066				
5/7/2013	0.044	0.0035 (J)				0.019	0.0078	0.0036 (J)
5/8/2013			<0.002	0.0082	0.0059			
11/4/2013		0.0056 (J)	<0.002	0.013			0.0055 (J)	0.0032 (J)
11/5/2013	0.023				0.0044 (J)	0.0057 (J)		
5/23/2014	0.022				0.0087 (J)	0.0084 (J)		
5/24/2014		0.005 (J)	<0.002	0.012			0.0075 (J)	0.0043 (J)
11/7/2014	0.013	0.004 (J)	<0.002	0.0084 (J)	0.0048 (J)	0.011		
11/8/2014							0.0048 (J)	<0.002
5/20/2015		0.0062 (J)	0.0025 (O)					
5/21/2015	0.029				0.006 (J)	0.013	0.0082 (J)	0.002 (J)
5/22/2015				0.0096 (J)				
11/12/2015	0.045				0.007 (J)	0.015		
11/13/2015		0.0067 (J)	0.0042 (O)	0.011			0.0079 (J)	<0.002
4/6/2016								0.00278 (J)
4/7/2016		0.00467 (J)	<0.002		0.0056 (J)	0.00498 (J)		
4/8/2016	<0.002						<0.002	
4/11/2016				0.0101				
6/14/2016	<0.002	<0.002	<0.002		<0.002		<0.002	<0.002
6/16/2016				<0.002				
6/17/2016						<0.002		
8/9/2016	0.008	0.0041	<0.002		0.0053		0.0079	
8/10/2016						0.0047		0.0019 (J)
8/11/2016				0.0097				
10/10/2016		0.0041	<0.002					
10/11/2016	0.0079				0.0058		0.0069	0.0024 (J)
10/13/2016				0.012				
10/14/2016						0.0056		
12/2/2016		0.0039	<0.002		0.0071			0.0023 (J)
12/5/2016	0.0057			0.012			0.0077	
12/19/2016						0.0039		
2/9/2017			<0.002		0.0051			
2/10/2017	0.0062	0.0044					0.0098	0.0021 (J)
2/13/2017				0.011		0.0059		

Prediction Limit

Constituent: Chromium, Total (mg/L) Analysis Run 9/29/2023 4:42 PM View: Appendix I - Two-Step

Plant Scherer Client: Southern Company Data: Scherer PAC-CCR

	GWA-47 (bg)	GWA-46 (bg)	GWA-45 (bg)	GWC-52	GWA-49 (bg)	GWA-48 (bg)	GWA-22 (bg)	GWA-21 (bg)
4/7/2017	0.0072	0.0046	<0.002		0.006	0.0051	0.0081	
4/10/2017								0.002 (J)
4/11/2017				0.011				
6/22/2017	0.0074		<0.002		0.0056	0.005		
6/23/2017		0.005						0.0018 (J)
6/24/2017				0.0095				
6/26/2017							0.0084	
10/9/2017							0.0082	0.0016 (J)
10/10/2017	0.0072	0.0088	<0.002		0.0073	0.005		
10/11/2017				0.0096				
3/22/2018	0.0074		<0.002 (D)		0.0051			
3/23/2018		0.0045				0.005		
3/26/2018				0.012			0.0088	0.0011 (J)
10/3/2018			<0.002		0.0052	0.0051	0.0086	0.0014 (J)
10/4/2018		0.0047		0.016				
10/5/2018	0.0083							
3/27/2019	0.0081	0.0048	<0.002		0.0056	0.0051	0.0078	0.003
3/28/2019				0.019				
9/12/2019	0.0088	0.0051	<0.002	0.027	0.0075	0.0085	0.0092	0.0047
3/19/2020		0.0043	<0.002	0.029	0.0055	0.0063	0.011	0.0026
3/20/2020	0.0085							
9/10/2020					0.0063		0.0077	0.0019 (J)
9/11/2020	0.0081	0.0042	<0.002	0.028		0.0053		
4/2/2021			<0.002				0.01	0.0029
4/5/2021	0.0084	0.0041		0.031		0.0061		
4/6/2021					0.0055			
8/12/2021		0.0045	<0.002		0.0096	0.0058	0.008	0.0016 (J)
8/13/2021	0.0082							
8/17/2021				0.034				
2/14/2022	0.0086	0.0047	<0.002	0.036	0.0076	0.0058		0.0026
2/15/2022							0.013	
8/26/2022							0.0078	0.0016 (J)
8/30/2022					0.0064			
8/31/2022	0.0084	0.0048	<0.002	0.038		0.0059		
2/28/2023	0.0084	0.0047	<0.002			0.0058	0.01	0.0024
3/1/2023				0.038	0.0057			
8/2/2023								0.0028
8/3/2023	0.0092	0.0053	0.0012 (J)	0.035	0.0065	0.0056	0.0089	

FIGURE F.

Appendix I Trend Tests Summary - Significant Results

Plant Scherer Client: Southern Company Data: Scherer PAC-CCR Printed 9/29/2023, 4:45 PM

<u>Constituent</u>	<u>Well</u>	<u>Slope</u>	<u>Calc.</u>	<u>Critical</u>	<u>Sig.</u>	<u>N</u>	<u>%NDs</u>	<u>Normality</u>	<u>Xform</u>	<u>Alpha</u>	<u>Method</u>
Chromium, Total (mg/L)	GWA-21 (bg)	-0.0003381	-284	-176	Yes	34	11.76	n/a	n/a	0.01	NP
Chromium, Total (mg/L)	GWA-22 (bg)	0.0005163	346	176	Yes	34	5.882	n/a	n/a	0.01	NP
Chromium, Total (mg/L)	GWC-52	0.002256	372	176	Yes	34	2.941	n/a	n/a	0.01	NP

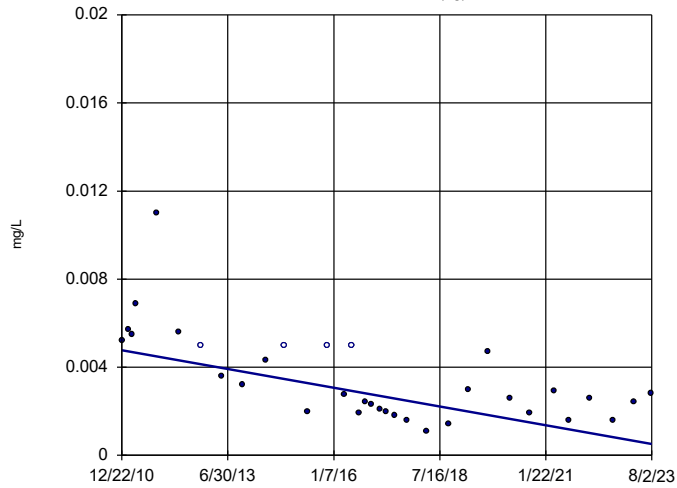
Appendix I Trend Tests Summary - All Results

Plant Scherer Client: Southern Company Data: Scherer PAC-CCR Printed 9/29/2023, 4:45 PM

<u>Constituent</u>	<u>Well</u>	<u>Slope</u>	<u>Calc.</u>	<u>Critical</u>	<u>Sig.</u>	<u>N</u>	<u>%NDs</u>	<u>Normality</u>	<u>Xform</u>	<u>Alpha</u>	<u>Method</u>
Chromium, Total (mg/L)	GWA-21 (bg)	-0.0003381	-284	-176	Yes	34	11.76	n/a	n/a	0.01	NP
Chromium, Total (mg/L)	GWA-22 (bg)	0.0005163	346	176	Yes	34	5.882	n/a	n/a	0.01	NP
Chromium, Total (mg/L)	GWA-45 (bg)	0	-31	-161	No	32	96.88	n/a	n/a	0.01	NP
Chromium, Total (mg/L)	GWA-46 (bg)	0.00004957	94	176	No	34	2.941	n/a	n/a	0.01	NP
Chromium, Total (mg/L)	GWA-47 (bg)	0.00002271	20	176	No	34	5.882	n/a	n/a	0.01	NP
Chromium, Total (mg/L)	GWA-48 (bg)	-0.0001113	-66	-176	No	34	5.882	n/a	n/a	0.01	NP
Chromium, Total (mg/L)	GWA-49 (bg)	0.00003942	32	176	No	34	2.941	n/a	n/a	0.01	NP
Chromium, Total (mg/L)	GWC-52	0.002256	372	176	Yes	34	2.941	n/a	n/a	0.01	NP

Sen's Slope Estimator

GWA-21 (bg)

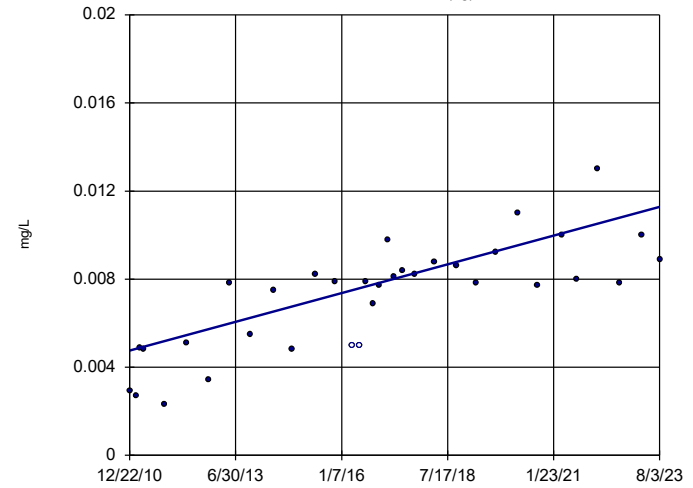


n = 34
Slope = -0.0003381
units per year.
Mann-Kendall
statistic = -284
critical = -176
Decreasing trend
significant at 99%
confidence level
($\alpha = 0.005$ per
tail).

Constituent: Chromium, Total Analysis Run 9/29/2023 4:43 PM View: Appendix I - Trend Tests
Plant Scherer Client: Southern Company Data: Scherer PAC-CCR

Sen's Slope Estimator

GWA-22 (bg)

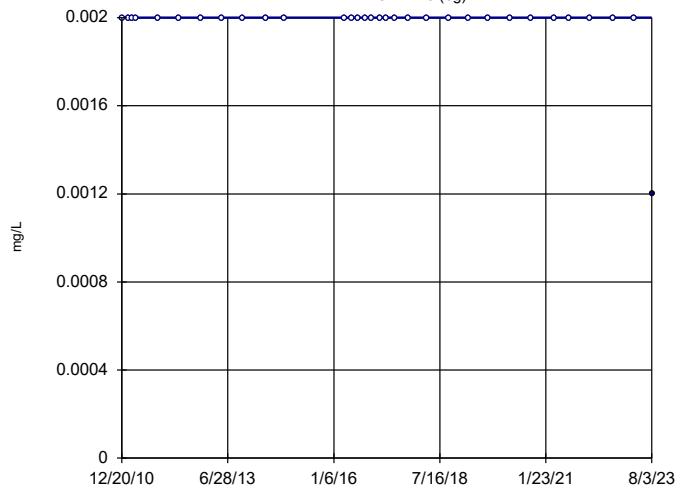


n = 34
Slope = 0.0005163
units per year.
Mann-Kendall
statistic = 346
critical = 176
Increasing trend
significant at 99%
confidence level
($\alpha = 0.005$ per
tail).

Constituent: Chromium, Total Analysis Run 9/29/2023 4:43 PM View: Appendix I - Trend Tests
Plant Scherer Client: Southern Company Data: Scherer PAC-CCR

Sen's Slope Estimator

GWA-45 (bg)

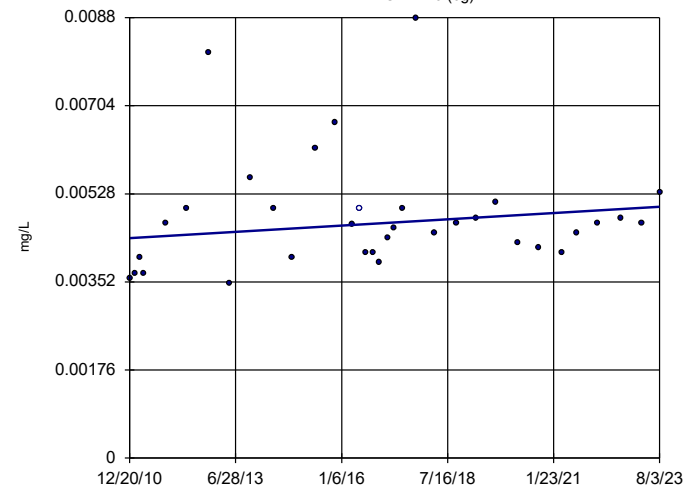


n = 32
Slope = 0
units per year.
Mann-Kendall
statistic = -31
critical = -161
Trend not sig-
nificant at 99%
confidence level
($\alpha = 0.005$ per
tail).

Constituent: Chromium, Total Analysis Run 9/29/2023 4:43 PM View: Appendix I - Trend Tests
Plant Scherer Client: Southern Company Data: Scherer PAC-CCR

Sen's Slope Estimator

GWA-46 (bg)

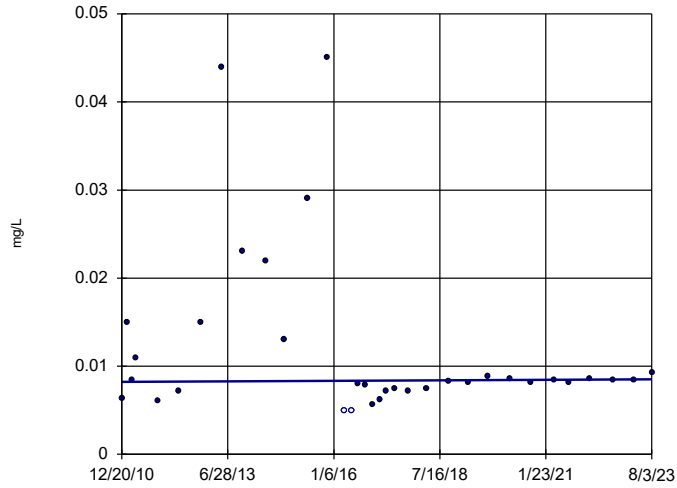


n = 34
Slope = 0.00004957
units per year.
Mann-Kendall
statistic = 94
critical = 176
Trend not sig-
nificant at 99%
confidence level
($\alpha = 0.005$ per
tail).

Constituent: Chromium, Total Analysis Run 9/29/2023 4:43 PM View: Appendix I - Trend Tests
Plant Scherer Client: Southern Company Data: Scherer PAC-CCR

Sen's Slope Estimator

GWA-47 (bg)

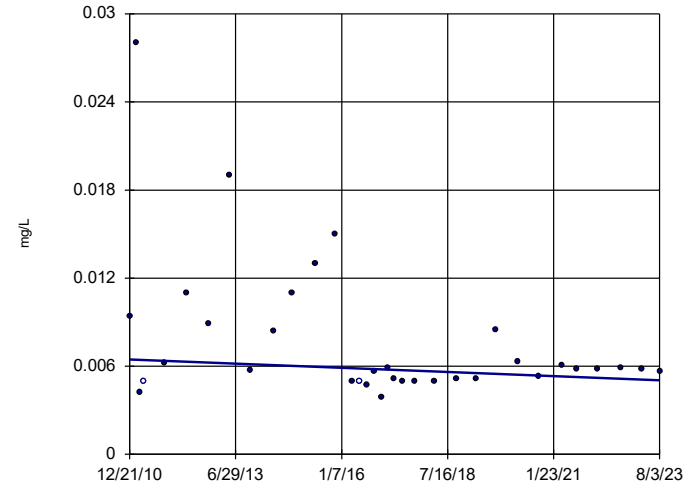


n = 34
Slope = 0.00002271
units per year.
Mann-Kendall
statistic = 20
critical = 176
Trend not sig-
nificant at 99%
confidence level
($\alpha = 0.005$ per
tail).

Constituent: Chromium, Total Analysis Run 9/29/2023 4:43 PM View: Appendix I - Trend Tests
Plant Scherer Client: Southern Company Data: Scherer PAC-CCR

Sen's Slope Estimator

GWA-48 (bg)

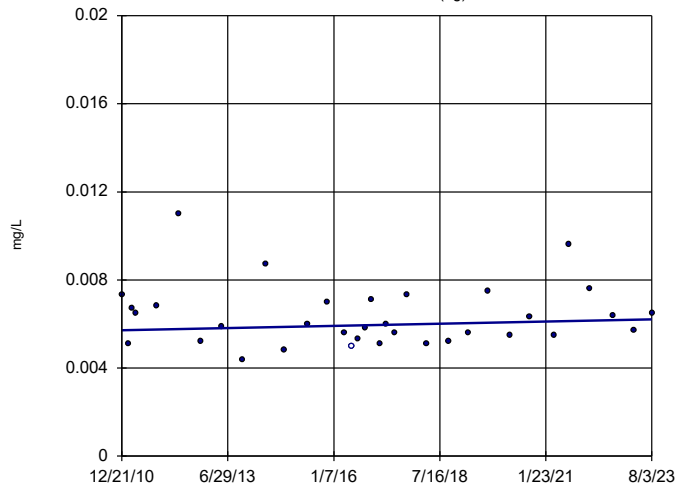


n = 34
Slope = -0.0001113
units per year.
Mann-Kendall
statistic = -66
critical = -176
Trend not sig-
nificant at 99%
confidence level
($\alpha = 0.005$ per
tail).

Constituent: Chromium, Total Analysis Run 9/29/2023 4:44 PM View: Appendix I - Trend Tests
Plant Scherer Client: Southern Company Data: Scherer PAC-CCR

Sen's Slope Estimator

GWA-49 (bg)

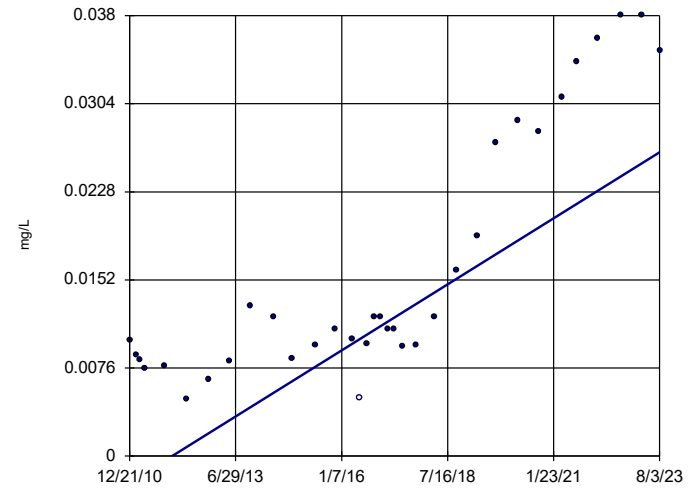


n = 34
Slope = 0.00003942
units per year.
Mann-Kendall
statistic = 32
critical = 176
Trend not sig-
nificant at 99%
confidence level
($\alpha = 0.005$ per
tail).

Constituent: Chromium, Total Analysis Run 9/29/2023 4:44 PM View: Appendix I - Trend Tests
Plant Scherer Client: Southern Company Data: Scherer PAC-CCR

Sen's Slope Estimator

GWC-52



n = 34
Slope = 0.002256
units per year.
Mann-Kendall
statistic = 372
critical = 176
Increasing trend
significant at 99%
confidence level
($\alpha = 0.005$ per
tail).

Constituent: Chromium, Total Analysis Run 9/29/2023 4:44 PM View: Appendix I - Trend Tests
Plant Scherer Client: Southern Company Data: Scherer PAC-CCR

FIGURE G.

Appendix III Intrawell Prediction Limits - Significant Results

Plant Scherer Client: Southern Company Data: Scherer PAC-CCR Printed 9/29/2023, 6:57 PM

Constituent	Well	Upper Lim.	Lower Lim.	Date	Observ.	Sig.	Bg N	Bg Mean	Std. Dev.	%NDs	ND Adj.	Transform	Alpha	Method
Calcium (mg/L)	GWC-29	17	n/a	8/3/2023	18	Yes	19	n/a	n/a	0	n/a	n/a	0.004832	NP Intra (normality) 1 of 2
Calcium (mg/L)	GWC-51	7.914	n/a	8/3/2023	8.2	Yes	19	6.811	0.5301	0	None	No	0.001504	Param Intra 1 of 2
Calcium (mg/L)	GWC-52	22.55	n/a	8/3/2023	24	Yes	19	15.64	3.322	0	None	No	0.001504	Param Intra 1 of 2
Chloride (mg/L)	GWC-53	13	n/a	8/3/2023	14	Yes	19	n/a	n/a	0	n/a	n/a	0.004832	NP Intra (normality) 1 of 2
Sulfate (mg/L)	GWC-52	26.35	n/a	8/3/2023	74	Yes	11	12.57	5.74	9.091	None	No	0.001504	Param Intra 1 of 2
Total Dissolved Solids (mg/L)	GWA-49	129.2	n/a	8/3/2023	130	Yes	18	108.6	9.793	0	None	No	0.001504	Param Intra 1 of 2

Appendix III Intrawell Prediction Limits - All Results

Plant Scherer Client: Southern Company Data: Scherer PAC-CCR Printed 9/29/2023, 6:57 PM

Constituent	Well	Upper Lim.	Lower Lim.	Date	Observ.	Sig.	Bg N	Bg Mean	Std. Dev.	%NDs	ND Adj.	Transform	Alpha	Method
Boron (mg/L)	GWA-21	0.08	n/a	8/2/2023	0.08ND	No	19	n/a	n/a	89.47	n/a	n/a	0.004832	NP Intra (NDs) 1 of 2
Boron (mg/L)	GWA-22	0.08	n/a	8/3/2023	0.08ND	No	19	n/a	n/a	100	n/a	n/a	0.004832	NP Intra (NDs) 1 of 2
Boron (mg/L)	GWA-45	1.35	n/a	8/3/2023	1.1	No	10	0.932	0.1688	0	None	No	0.001504	Param Intra 1 of 2
Boron (mg/L)	GWA-46	0.08	n/a	8/3/2023	0.027J	No	19	n/a	n/a	100	n/a	n/a	0.004832	NP Intra (NDs) 1 of 2
Boron (mg/L)	GWA-47	0.08	n/a	8/3/2023	0.08ND	No	19	n/a	n/a	94.74	n/a	n/a	0.004832	NP Intra (NDs) 1 of 2
Boron (mg/L)	GWA-48	0.08	n/a	8/3/2023	0.023J	No	19	n/a	n/a	94.74	n/a	n/a	0.004832	NP Intra (NDs) 1 of 2
Boron (mg/L)	GWA-49	0.08	n/a	8/3/2023	0.08ND	No	19	n/a	n/a	100	n/a	n/a	0.004832	NP Intra (NDs) 1 of 2
Boron (mg/L)	GWC-29	0.08	n/a	8/3/2023	0.025J	No	19	n/a	n/a	94.74	n/a	n/a	0.004832	NP Intra (NDs) 1 of 2
Boron (mg/L)	GWC-50	0.08	n/a	8/3/2023	0.08ND	No	19	n/a	n/a	100	n/a	n/a	0.004832	NP Intra (NDs) 1 of 2
Boron (mg/L)	GWC-51	0.08	n/a	8/3/2023	0.08ND	No	19	n/a	n/a	100	n/a	n/a	0.004832	NP Intra (NDs) 1 of 2
Boron (mg/L)	GWC-52	0.08	n/a	8/3/2023	0.08ND	No	19	n/a	n/a	100	n/a	n/a	0.004832	NP Intra (NDs) 1 of 2
Boron (mg/L)	GWC-53	1.09	n/a	8/3/2023	0.97	No	19	0.946	0.06939	0	None	No	0.001504	Param Intra 1 of 2
Calcium (mg/L)	GWA-21	11.24	n/a	8/2/2023	6.4	No	19	8.656	1.24	0	None	No	0.001504	Param Intra 1 of 2
Calcium (mg/L)	GWA-22	10.02	n/a	8/3/2023	9.6	No	19	7.211	1.352	0	None	No	0.001504	Param Intra 1 of 2
Calcium (mg/L)	GWA-45	47.22	n/a	8/3/2023	23	No	19	34.49	6.119	0	None	No	0.001504	Param Intra 1 of 2
Calcium (mg/L)	GWA-46	7.062	n/a	8/3/2023	6.4	No	19	5.804	0.6047	0	None	No	0.001504	Param Intra 1 of 2
Calcium (mg/L)	GWA-47	13	n/a	8/3/2023	13	No	19	n/a	n/a	0	n/a	n/a	0.004832	NP Intra (normality) 1 of 2
Calcium (mg/L)	GWA-48	14	n/a	8/3/2023	12	No	19	n/a	n/a	0	n/a	n/a	0.004832	NP Intra (normality) 1 of 2
Calcium (mg/L)	GWA-49	16	n/a	8/3/2023	15	No	19	n/a	n/a	0	n/a	n/a	0.004832	NP Intra (normality) 1 of 2
Calcium (mg/L)	GWC-29	17	n/a	8/3/2023	18	Yes	19	n/a	n/a	0	n/a	n/a	0.004832	NP Intra (normality) 1 of 2
Calcium (mg/L)	GWC-50	8.1	n/a	8/3/2023	8	No	19	7.149	0.4569	0	None	No	0.001504	Param Intra 1 of 2
Calcium (mg/L)	GWC-51	7.914	n/a	8/3/2023	8.2	Yes	19	6.811	0.5301	0	None	No	0.001504	Param Intra 1 of 2
Calcium (mg/L)	GWC-52	22.55	n/a	8/3/2023	24	Yes	19	15.64	3.322	0	None	No	0.001504	Param Intra 1 of 2
Calcium (mg/L)	GWC-53	20.32	n/a	8/3/2023	18	No	19	298.6	54.84	0	None	x^2	0.001504	Param Intra 1 of 2
Chloride (mg/L)	GWA-21	4.416	n/a	8/2/2023	3.4	No	19	3.412	0.4825	0	None	No	0.001504	Param Intra 1 of 2
Chloride (mg/L)	GWA-22	4.767	n/a	8/3/2023	1.8	No	19	1.638	0.2622	0	None	sqrt(x)	0.001504	Param Intra 1 of 2
Chloride (mg/L)	GWA-45	13	n/a	8/3/2023	13	No	19	n/a	n/a	0	n/a	n/a	0.004832	NP Intra (normality) 1 of 2
Chloride (mg/L)	GWA-46	5.759	n/a	8/3/2023	5.2	No	19	3.853	0.9159	0	None	No	0.001504	Param Intra 1 of 2
Chloride (mg/L)	GWA-47	1.847	n/a	8/3/2023	1.6	No	19	1.514	0.16	0	None	No	0.001504	Param Intra 1 of 2
Chloride (mg/L)	GWA-48	2.016	n/a	8/3/2023	1.7	No	18	1.741	0.1305	0	None	No	0.001504	Param Intra 1 of 2
Chloride (mg/L)	GWA-49	2.36	n/a	8/3/2023	1.9	No	19	2.083	0.1331	0	None	No	0.001504	Param Intra 1 of 2
Chloride (mg/L)	GWC-29	4.103	n/a	8/3/2023	3.3	No	18	3.433	0.3181	0	None	No	0.001504	Param Intra 1 of 2
Chloride (mg/L)	GWC-50	2.1	n/a	8/3/2023	1.6	No	19	n/a	n/a	0	n/a	n/a	0.004832	NP Intra (normality) 1 of 2
Chloride (mg/L)	GWC-51	8.175	n/a	8/3/2023	7.8	No	18	1.945	0.07427	0	None	ln(x)	0.001504	Param Intra 1 of 2
Chloride (mg/L)	GWC-52	8.528	n/a	8/3/2023	7.6	No	18	7.906	0.296	0	None	No	0.001504	Param Intra 1 of 2
Chloride (mg/L)	GWC-53	13	n/a	8/3/2023	14	Yes	19	n/a	n/a	0	n/a	n/a	0.004832	NP Intra (normality) 1 of 2
Fluoride (mg/L)	GWA-21	0.092	n/a	8/2/2023	0.044J	No	19	n/a	n/a	52.63	n/a	n/a	0.004832	NP Intra (NDs) 1 of 2
Fluoride (mg/L)	GWA-22	0.088	n/a	8/3/2023	0.042J	No	19	n/a	n/a	57.89	n/a	n/a	0.004832	NP Intra (NDs) 1 of 2
Fluoride (mg/L)	GWA-45	0.1	n/a	8/3/2023	0.1ND	No	19	n/a	n/a	73.68	n/a	n/a	0.004832	NP Intra (NDs) 1 of 2
Fluoride (mg/L)	GWA-46	0.11	n/a	8/3/2023	0.1ND	No	19	n/a	n/a	68.42	n/a	n/a	0.004832	NP Intra (NDs) 1 of 2
Fluoride (mg/L)	GWA-47	0.1	n/a	8/3/2023	0.047J	No	19	n/a	n/a	63.16	n/a	n/a	0.004832	NP Intra (NDs) 1 of 2
Fluoride (mg/L)	GWA-48	0.1	n/a	8/3/2023	0.045J	No	19	n/a	n/a	47.37	n/a	n/a	0.004832	NP Intra (normality) 1 of 2
Fluoride (mg/L)	GWA-49	0.082	n/a	8/3/2023	0.044J	No	19	n/a	n/a	52.63	n/a	n/a	0.004832	NP Intra (NDs) 1 of 2
Fluoride (mg/L)	GWC-29	0.082	n/a	8/3/2023	0.06J	No	19	n/a	n/a	52.63	n/a	n/a	0.004832	NP Intra (NDs) 1 of 2
Fluoride (mg/L)	GWC-50	0.1	n/a	8/3/2023	0.1ND	No	19	n/a	n/a	63.16	n/a	n/a	0.004832	NP Intra (NDs) 1 of 2
Fluoride (mg/L)	GWC-51	0.1	n/a	8/3/2023	0.1ND	No	19	n/a	n/a	63.16	n/a	n/a	0.004832	NP Intra (NDs) 1 of 2
Fluoride (mg/L)	GWC-52	0.094	n/a	8/3/2023	0.046J	No	19	n/a	n/a	57.89	n/a	n/a	0.004832	NP Intra (NDs) 1 of 2
Fluoride (mg/L)	GWC-53	0.1	n/a	8/3/2023	0.1ND	No	19	n/a	n/a	84.21	n/a	n/a	0.004832	NP Intra (NDs) 1 of 2
pH (S.U.)	GWA-21	6.036	5.599	8/2/2023	5.86	No	21	5.818	0.107	0	None	No	0.000752	Param Intra 1 of 2
pH (S.U.)	GWA-22	6.307	5.548	8/3/2023	6.03	No	22	5.928	0.187	0	None	No	0.000752	Param Intra 1 of 2
pH (S.U.)	GWA-45	6.48	5.92	8/3/2023	5.93	No	23	n/a	n/a	0	n/a	n/a	0.006831	NP Intra (normality) 1 of 2
pH (S.U.)	GWA-46	6.83	5.71	8/3/2023	5.841	No	24	n/a	n/a	0	n/a	n/a	0.006247	NP Intra (normality) 1 of 2
pH (S.U.)	GWA-47	6.608	6.308	8/3/2023	6.42	No	26	6.458	0.07553	0	None	No	0.000752	Param Intra 1 of 2
pH (S.U.)	GWA-48	6.966	6.599	8/3/2023	6.84	No	24	6.783	0.09157	0	None	No	0.000752	Param Intra 1 of 2
pH (S.U.)	GWA-49	7.098	6.674	8/3/2023	6.88	No	23	6.886	0.105	0	None	No	0.000752	Param Intra 1 of 2

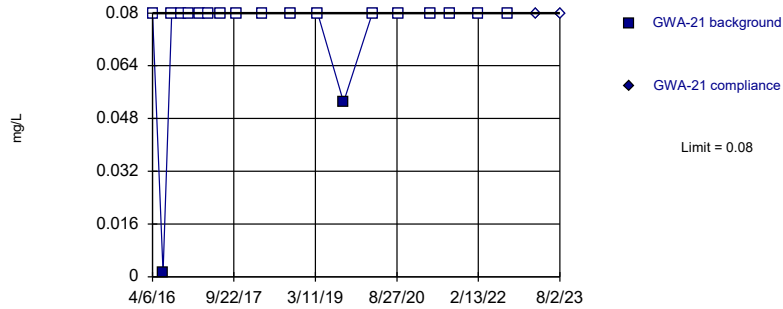
Appendix III Intrawell Prediction Limits - All Results

Plant Scherer Client: Southern Company Data: Scherer PAC-CCR Printed 9/29/2023, 6:57 PM

Constituent	Well	Upper Lim.	Lower Lim.	Date	Observ.	Sig.	Bg N	Bg Mean	Std. Dev.	%NDs	ND Adj.	Transform	Alpha	Method
pH (S.U.)	GWC-29	6.3	5.72	8/3/2023	5.94	No	23	n/a	n/a	0	n/a	n/a	0.006831	NP Intra (normality) 1 of 2
pH (S.U.)	GWC-50	5.959	5.69	8/3/2023	5.89	No	24	5.824	0.06717	0	None	No	0.000752	Param Intra 1 of 2
pH (S.U.)	GWC-51	6.008	5.744	8/3/2023	5.86	No	25	5.876	0.06614	0	None	No	0.000752	Param Intra 1 of 2
pH (S.U.)	GWC-52	6.787	6.53	8/3/2023	6.63	No	25	6.659	0.06463	0	None	No	0.000752	Param Intra 1 of 2
pH (S.U.)	GWC-53	5.752	5.445	8/3/2023	5.56	No	23	5.598	0.07608	0	None	No	0.000752	Param Intra 1 of 2
Sulfate (mg/L)	GWA-21	2.686	n/a	8/2/2023	1.4	No	19	1.398	0.6191	5.263	None	No	0.001504	Param Intra 1 of 2
Sulfate (mg/L)	GWA-22	1	n/a	8/3/2023	1ND	No	19	n/a	n/a	89.47	n/a	n/a	0.004832	NP Intra (NDs) 1 of 2
Sulfate (mg/L)	GWA-45	190.4	n/a	8/3/2023	170	No	19	151.4	18.71	0	None	No	0.001504	Param Intra 1 of 2
Sulfate (mg/L)	GWA-46	1.1	n/a	8/3/2023	0.49J	No	19	n/a	n/a	63.16	n/a	n/a	0.004832	NP Intra (NDs) 1 of 2
Sulfate (mg/L)	GWA-47	1.1	n/a	8/3/2023	1ND	No	19	n/a	n/a	78.95	n/a	n/a	0.004832	NP Intra (NDs) 1 of 2
Sulfate (mg/L)	GWA-48	1.68	n/a	8/3/2023	0.94J	No	19	1.244	0.2097	0	None	No	0.001504	Param Intra 1 of 2
Sulfate (mg/L)	GWA-49	1	n/a	8/3/2023	0.46J	No	19	n/a	n/a	63.16	n/a	n/a	0.004832	NP Intra (NDs) 1 of 2
Sulfate (mg/L)	GWC-29	3.356	n/a	8/3/2023	1.7	No	19	6.918	2.089	5.263	None	x^2	0.001504	Param Intra 1 of 2
Sulfate (mg/L)	GWC-50	1	n/a	8/3/2023	1ND	No	19	n/a	n/a	89.47	n/a	n/a	0.004832	NP Intra (NDs) 1 of 2
Sulfate (mg/L)	GWC-51	2.7	n/a	8/3/2023	2.2	No	19	n/a	n/a	52.63	n/a	n/a	0.004832	NP Intra (NDs) 1 of 2
Sulfate (mg/L)	GWC-52	26.35	n/a	8/3/2023	74	Yes	11	12.57	5.74	9.091	None	No	0.001504	Param Intra 1 of 2
Sulfate (mg/L)	GWC-53	170	n/a	8/3/2023	170	No	19	n/a	n/a	0	n/a	n/a	0.004832	NP Intra (normality) 1 of 2
Total Dissolved Solids (mg/L)	GWA-21	129	n/a	8/2/2023	98	No	19	88.89	19.28	0	None	No	0.001504	Param Intra 1 of 2
Total Dissolved Solids (mg/L)	GWA-22	103	n/a	8/3/2023	77	No	19	68.26	16.69	0	None	No	0.001504	Param Intra 1 of 2
Total Dissolved Solids (mg/L)	GWA-45	375.8	n/a	8/3/2023	310	No	19	281.9	45.08	0	None	No	0.001504	Param Intra 1 of 2
Total Dissolved Solids (mg/L)	GWA-46	89.61	n/a	8/3/2023	63	No	19	52.66	17.75	5.263	None	No	0.001504	Param Intra 1 of 2
Total Dissolved Solids (mg/L)	GWA-47	118.9	n/a	8/3/2023	100	No	19	86.95	15.37	0	None	No	0.001504	Param Intra 1 of 2
Total Dissolved Solids (mg/L)	GWA-48	123.1	n/a	8/3/2023	100	No	19	94.05	13.98	0	None	No	0.001504	Param Intra 1 of 2
Total Dissolved Solids (mg/L)	GWA-49	129.2	n/a	8/3/2023	130	Yes	18	108.6	9.793	0	None	No	0.001504	Param Intra 1 of 2
Total Dissolved Solids (mg/L)	GWC-29	142.1	n/a	8/3/2023	120	No	19	95.79	22.25	0	None	No	0.001504	Param Intra 1 of 2
Total Dissolved Solids (mg/L)	GWC-50	112.5	n/a	8/3/2023	77	No	19	70.21	20.34	0	None	No	0.001504	Param Intra 1 of 2
Total Dissolved Solids (mg/L)	GWC-51	106.2	n/a	8/3/2023	82	No	18	77.39	13.68	0	None	No	0.001504	Param Intra 1 of 2
Total Dissolved Solids (mg/L)	GWC-52	203.8	n/a	8/3/2023	200	No	19	137.1	32.07	0	None	No	0.001504	Param Intra 1 of 2
Total Dissolved Solids (mg/L)	GWC-53	326.8	n/a	8/3/2023	290	No	19	258.3	32.93	0	None	No	0.001504	Param Intra 1 of 2

Within Limit

Prediction Limit
Intrawell Non-parametric

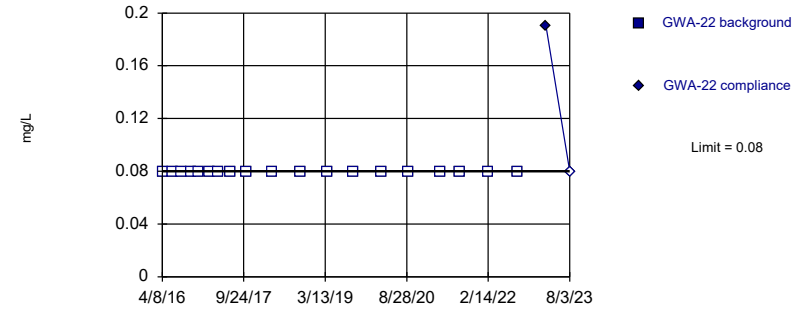


Non-parametric test used in lieu of parametric prediction limit because censored data exceeded 50%. Limit is highest of 19 background values. 89.47% NDs. Well-constituent pair annual alpha = 0.009641. Individual comparison alpha = 0.004832 (1 of 2).

Constituent: Boron Analysis Run 9/29/2023 4:49 PM View: Appendix III - Intrawell
Plant Scherer Client: Southern Company Data: Scherer PAC-CCR

Within Limit

Prediction Limit
Intrawell Non-parametric

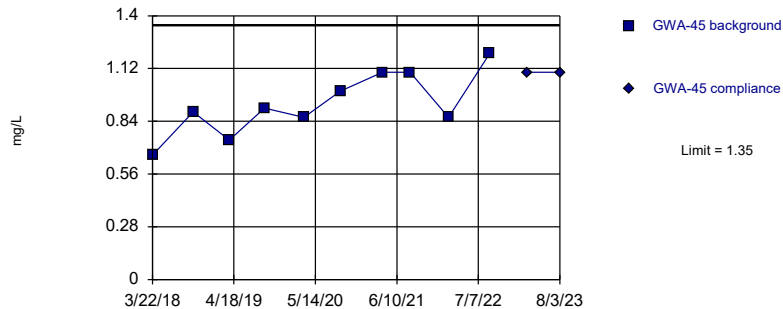


Non-parametric test used in lieu of parametric prediction limit because censored data exceeded 50%. All background values (n = 19) were censored; limit is most recent reporting limit. Well-constituent pair annual alpha = 0.009641. Individual comparison alpha = 0.004832 (1 of 2).

Constituent: Boron Analysis Run 9/29/2023 4:49 PM View: Appendix III - Intrawell
Plant Scherer Client: Southern Company Data: Scherer PAC-CCR

Within Limit

Prediction Limit
Intrawell Parametric

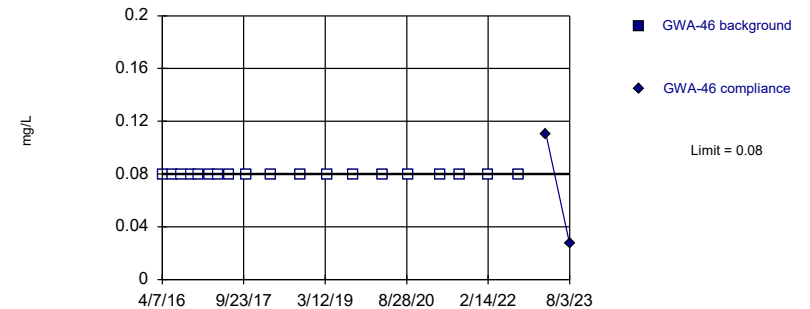


Background Data Summary: Mean=0.932, Std. Dev.=0.1688, n=10. Normality test: Shapiro Wilk @alpha = 0.05, calculated = 0.9662, critical = 0.842. Kappa = 2.478 (c=7, w=5, 1 of 2, event alpha = 0.05132). Report alpha = 0.001504.

Constituent: Boron Analysis Run 9/29/2023 4:49 PM View: Appendix III - Intrawell
Plant Scherer Client: Southern Company Data: Scherer PAC-CCR

Within Limit

Prediction Limit
Intrawell Non-parametric

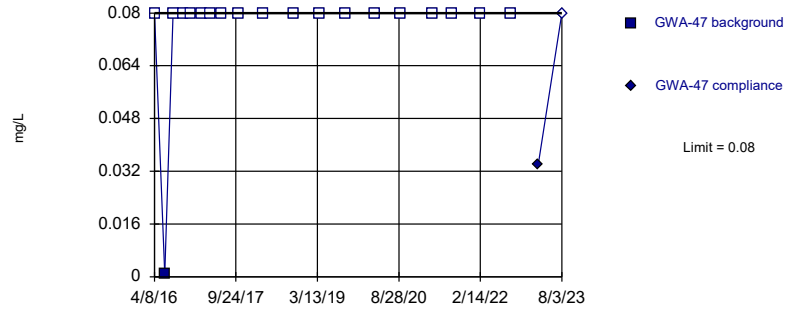


Non-parametric test used in lieu of parametric prediction limit because censored data exceeded 50%. All background values (n = 19) were censored; limit is most recent reporting limit. Well-constituent pair annual alpha = 0.009641. Individual comparison alpha = 0.004832 (1 of 2).

Constituent: Boron Analysis Run 9/29/2023 4:49 PM View: Appendix III - Intrawell
Plant Scherer Client: Southern Company Data: Scherer PAC-CCR

Within Limit

Prediction Limit
Intrawell Non-parametric

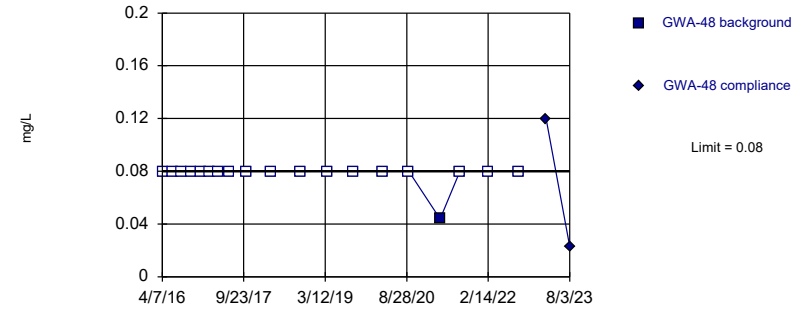


Non-parametric test used in lieu of parametric prediction limit because censored data exceeded 50%. Limit is highest of 19 background values. 94.74% NDs. Well-constituent pair annual alpha = 0.009641. Individual comparison alpha = 0.004832 (1 of 2).

Constituent: Boron Analysis Run 9/29/2023 4:49 PM View: Appendix III - Intrawell
Plant Scherer Client: Southern Company Data: Scherer PAC-CCR

Within Limit

Prediction Limit
Intrawell Non-parametric

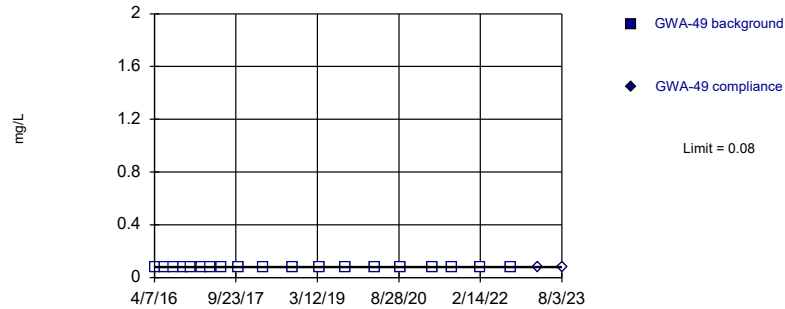


Non-parametric test used in lieu of parametric prediction limit because censored data exceeded 50%. Limit is highest of 19 background values. 94.74% NDs. Well-constituent pair annual alpha = 0.009641. Individual comparison alpha = 0.004832 (1 of 2).

Constituent: Boron Analysis Run 9/29/2023 4:49 PM View: Appendix III - Intrawell
Plant Scherer Client: Southern Company Data: Scherer PAC-CCR

Within Limit

Prediction Limit
Intrawell Non-parametric

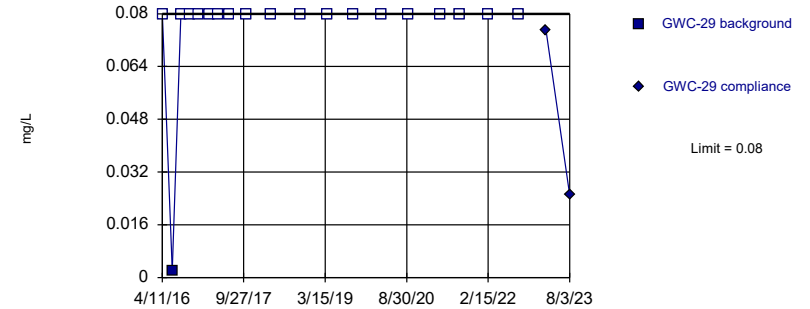


Non-parametric test used in lieu of parametric prediction limit because censored data exceeded 50%. All background values (n = 19) were censored; limit is most recent reporting limit. Well-constituent pair annual alpha = 0.009641. Individual comparison alpha = 0.004832 (1 of 2).

Constituent: Boron Analysis Run 9/29/2023 4:49 PM View: Appendix III - Intrawell
Plant Scherer Client: Southern Company Data: Scherer PAC-CCR

Within Limit

Prediction Limit
Intrawell Non-parametric

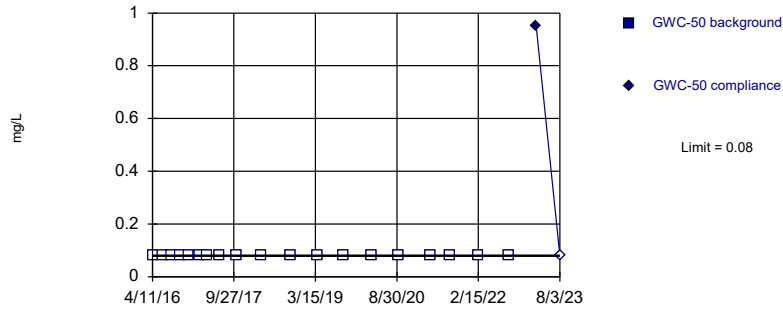


Non-parametric test used in lieu of parametric prediction limit because censored data exceeded 50%. Limit is highest of 19 background values. 94.74% NDs. Well-constituent pair annual alpha = 0.009641. Individual comparison alpha = 0.004832 (1 of 2).

Constituent: Boron Analysis Run 9/29/2023 4:49 PM View: Appendix III - Intrawell
Plant Scherer Client: Southern Company Data: Scherer PAC-CCR

Within Limit

Prediction Limit
Intrawell Non-parametric

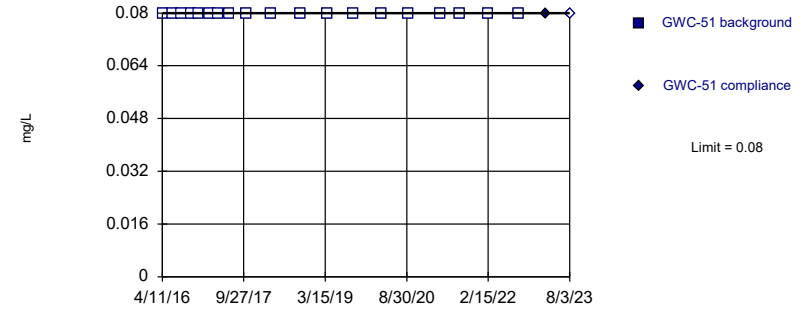


Non-parametric test used in lieu of parametric prediction limit because censored data exceeded 50%. All background values (n = 19) were censored; limit is most recent reporting limit. Well-constituent pair annual alpha = 0.009641. Individual comparison alpha = 0.004832 (1 of 2).

Constituent: Boron Analysis Run 9/29/2023 4:49 PM View: Appendix III - Intrawell
Plant Scherer Client: Southern Company Data: Scherer PAC-CCR

Within Limit

Prediction Limit
Intrawell Non-parametric

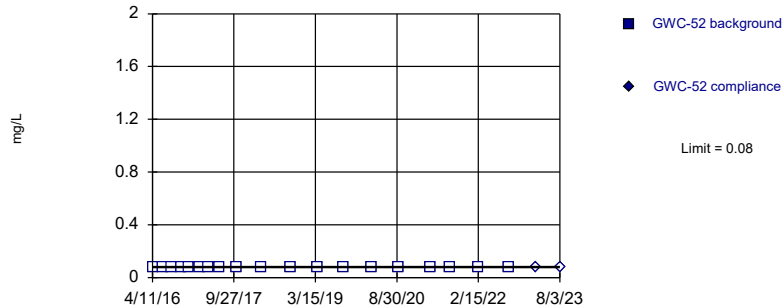


Non-parametric test used in lieu of parametric prediction limit because censored data exceeded 50%. All background values (n = 19) were censored; limit is most recent reporting limit. Well-constituent pair annual alpha = 0.009641. Individual comparison alpha = 0.004832 (1 of 2).

Constituent: Boron Analysis Run 9/29/2023 4:49 PM View: Appendix III - Intrawell
Plant Scherer Client: Southern Company Data: Scherer PAC-CCR

Within Limit

Prediction Limit
Intrawell Non-parametric

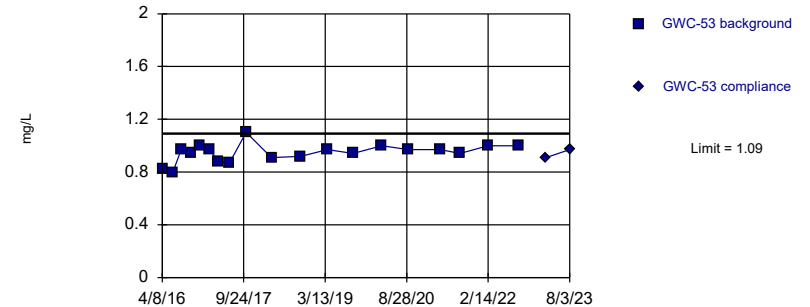


Non-parametric test used in lieu of parametric prediction limit because censored data exceeded 50%. All background values (n = 19) were censored; limit is most recent reporting limit. Well-constituent pair annual alpha = 0.009641. Individual comparison alpha = 0.004832 (1 of 2).

Constituent: Boron Analysis Run 9/29/2023 4:49 PM View: Appendix III - Intrawell
Plant Scherer Client: Southern Company Data: Scherer PAC-CCR

Within Limit

Prediction Limit
Intrawell Parametric

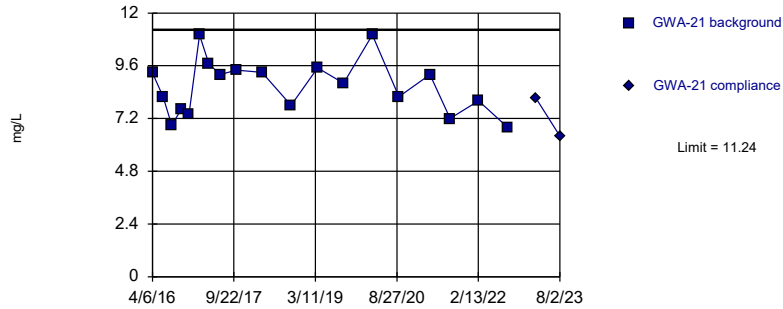


Background Data Summary: Mean=0.946, Std. Dev.=0.06939, n=19. Normality test: Shapiro Wilk @alpha = 0.05, calculated = 0.9424, critical = 0.901. Kappa = 2.081 (c=7, w=5, 1 of 2, event alpha = 0.05132). Report alpha = 0.001504.

Constituent: Boron Analysis Run 9/29/2023 4:49 PM View: Appendix III - Intrawell
Plant Scherer Client: Southern Company Data: Scherer PAC-CCR

Within Limit

Prediction Limit
Intrawell Parametric

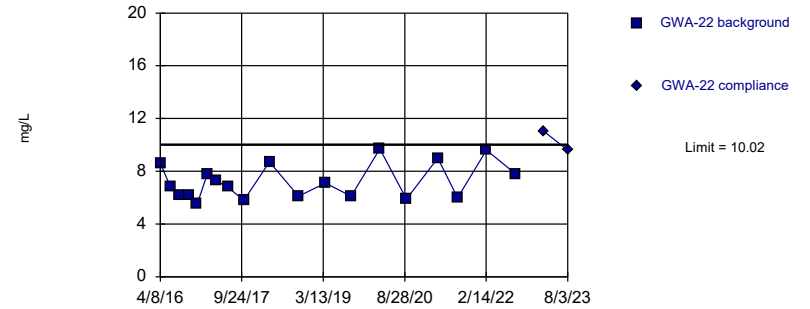


Background Data Summary: Mean=8.656, Std. Dev.=1.24, n=19. Normality test: Shapiro Wilk @alpha = 0.05, calculated = 0.9449, critical = 0.901. Kappa = 2.081 (c=7, w=5, 1 of 2, event alpha = 0.05132). Report alpha = 0.001504.

Constituent: Calcium Analysis Run 9/29/2023 4:49 PM View: Appendix III - Intrawell
Plant Scherer Client: Southern Company Data: Scherer PAC-CCR

Within Limit

Prediction Limit
Intrawell Parametric

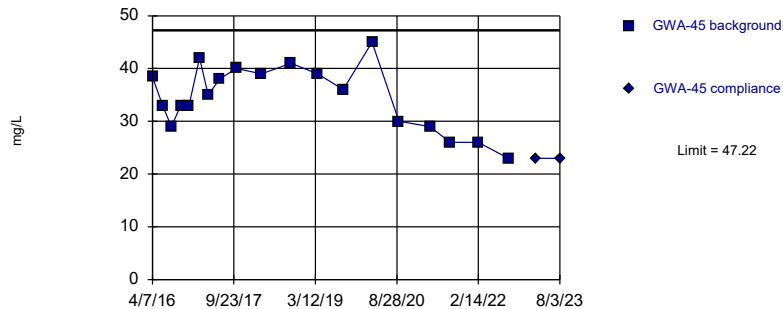


Background Data Summary: Mean=7.211, Std. Dev.=1.352, n=19. Normality test: Shapiro Wilk @alpha = 0.05, calculated = 0.9021, critical = 0.901. Kappa = 2.081 (c=7, w=5, 1 of 2, event alpha = 0.05132). Report alpha = 0.001504.

Constituent: Calcium Analysis Run 9/29/2023 4:49 PM View: Appendix III - Intrawell
Plant Scherer Client: Southern Company Data: Scherer PAC-CCR

Within Limit

Prediction Limit
Intrawell Parametric

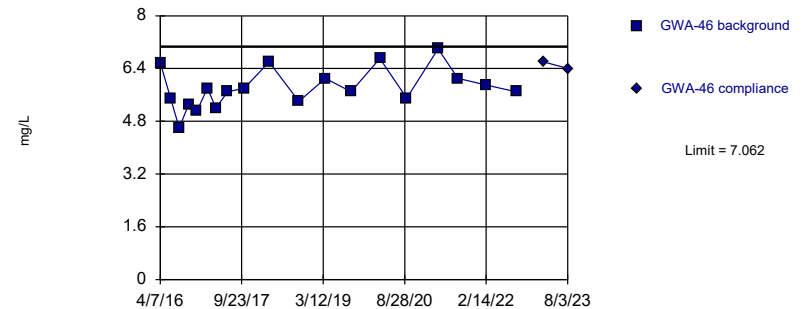


Background Data Summary: Mean=34.49, Std. Dev.=6.119, n=19. Normality test: Shapiro Wilk @alpha = 0.05, calculated = 0.9685, critical = 0.901. Kappa = 2.081 (c=7, w=5, 1 of 2, event alpha = 0.05132). Report alpha = 0.001504.

Constituent: Calcium Analysis Run 9/29/2023 4:49 PM View: Appendix III - Intrawell
Plant Scherer Client: Southern Company Data: Scherer PAC-CCR

Within Limit

Prediction Limit
Intrawell Parametric

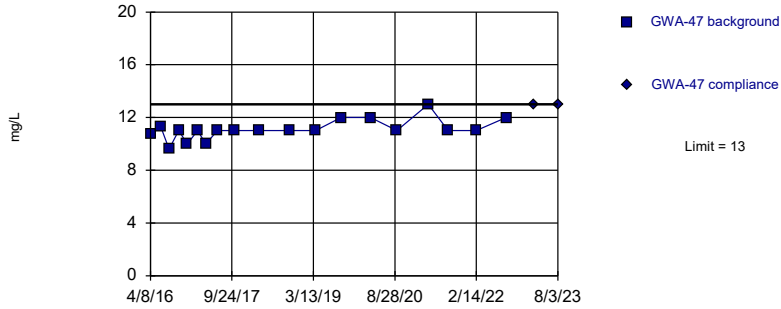


Background Data Summary: Mean=5.804, Std. Dev.=0.6047, n=19. Normality test: Shapiro Wilk @alpha = 0.05, calculated = 0.9713, critical = 0.901. Kappa = 2.081 (c=7, w=5, 1 of 2, event alpha = 0.05132). Report alpha = 0.001504.

Constituent: Calcium Analysis Run 9/29/2023 4:49 PM View: Appendix III - Intrawell
Plant Scherer Client: Southern Company Data: Scherer PAC-CCR

Within Limit

Prediction Limit
Intrawell Non-parametric

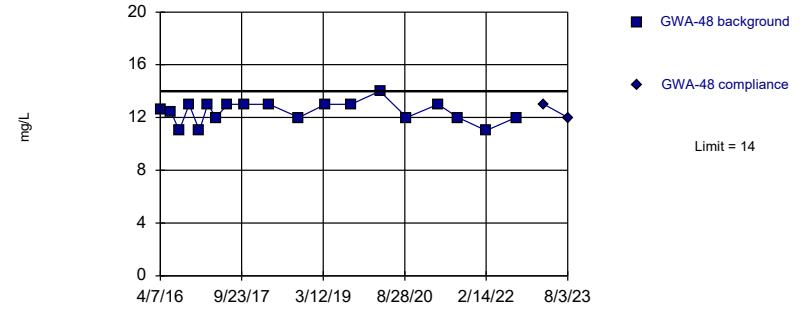


Non-parametric test used in lieu of parametric prediction limit because the Shapiro Wilk normality test showed the data to be non-normal at the 0.05 alpha level. Limit is highest of 19 background values. Well-constituent pair annual alpha = 0.009641. Individual comparison alpha = 0.004832 (1 of 2).

Constituent: Calcium Analysis Run 9/29/2023 4:49 PM View: Appendix III - Intrawell
Plant Scherer Client: Southern Company Data: Scherer PAC-CCR

Within Limit

Prediction Limit
Intrawell Non-parametric

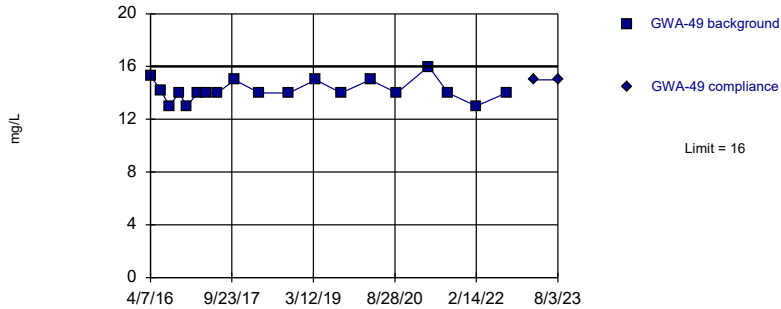


Non-parametric test used in lieu of parametric prediction limit because the Shapiro Wilk normality test showed the data to be non-normal at the 0.05 alpha level. Limit is highest of 19 background values. Well-constituent pair annual alpha = 0.009641. Individual comparison alpha = 0.004832 (1 of 2).

Constituent: Calcium Analysis Run 9/29/2023 4:49 PM View: Appendix III - Intrawell
Plant Scherer Client: Southern Company Data: Scherer PAC-CCR

Within Limit

Prediction Limit
Intrawell Non-parametric

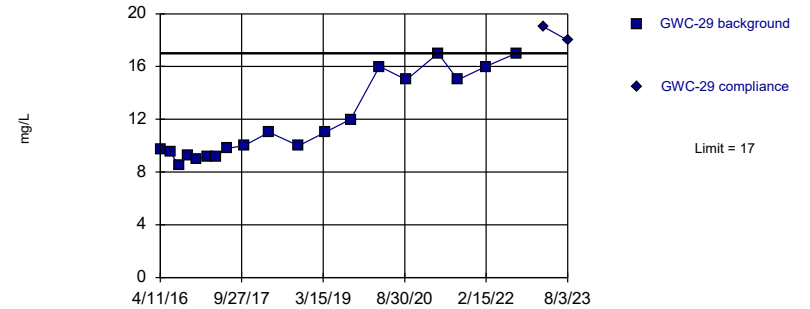


Non-parametric test used in lieu of parametric prediction limit because the Shapiro Wilk normality test showed the data to be non-normal at the 0.05 alpha level. Limit is highest of 19 background values. Well-constituent pair annual alpha = 0.009641. Individual comparison alpha = 0.004832 (1 of 2).

Constituent: Calcium Analysis Run 9/29/2023 4:49 PM View: Appendix III - Intrawell
Plant Scherer Client: Southern Company Data: Scherer PAC-CCR

Exceeds Limit

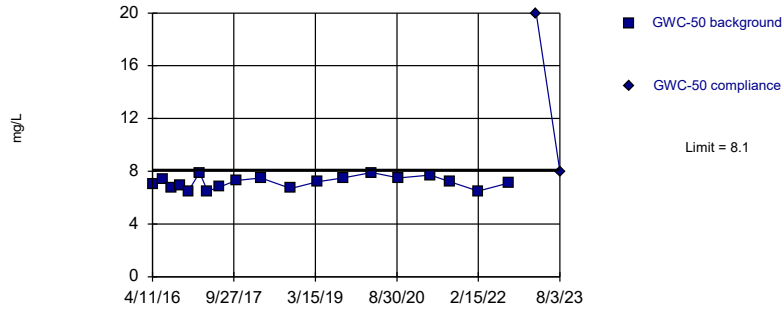
Prediction Limit
Intrawell Non-parametric



Non-parametric test used in lieu of parametric prediction limit because the Shapiro Wilk normality test showed the data to be non-normal at the 0.05 alpha level. Limit is highest of 19 background values. Well-constituent pair annual alpha = 0.009641. Individual comparison alpha = 0.004832 (1 of 2).

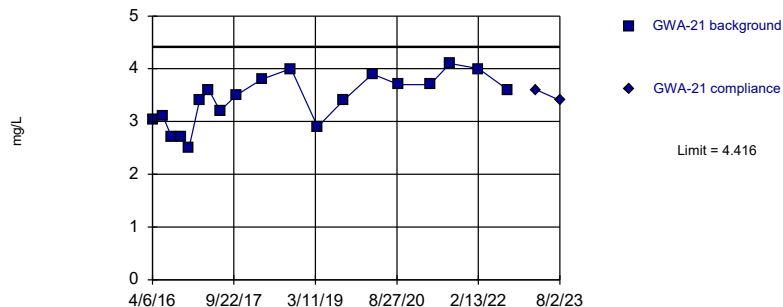
Constituent: Calcium Analysis Run 9/29/2023 4:49 PM View: Appendix III - Intrawell
Plant Scherer Client: Southern Company Data: Scherer PAC-CCR

Within Limit Prediction Limit
Intrawell Parametric



Within Limit

Prediction Limit
Intrawell Parametric

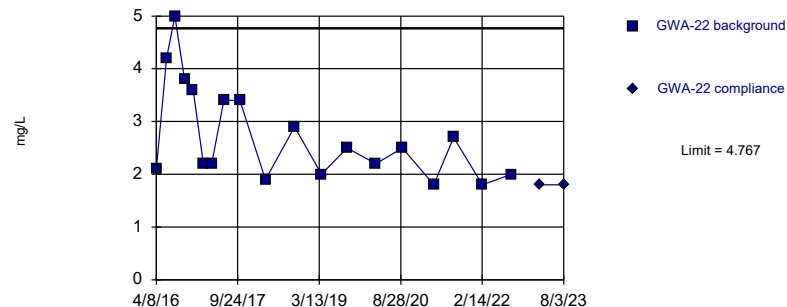


Background Data Summary: Mean=3.412, Std. Dev.=0.4825, n=19. Normality test: Shapiro Wilk @alpha = 0.05, calculated = 0.9498, critical = 0.901. Kappa = 2.081 (c=7, w=5, 1 of 2, event alpha = 0.05132). Report alpha = 0.001504.

Constituent: Chloride Analysis Run 9/29/2023 4:49 PM View: Appendix III - Intrawell
Plant Scherer Client: Southern Company Data: Scherer PAC-CCR

Within Limit

Prediction Limit
Intrawell Parametric

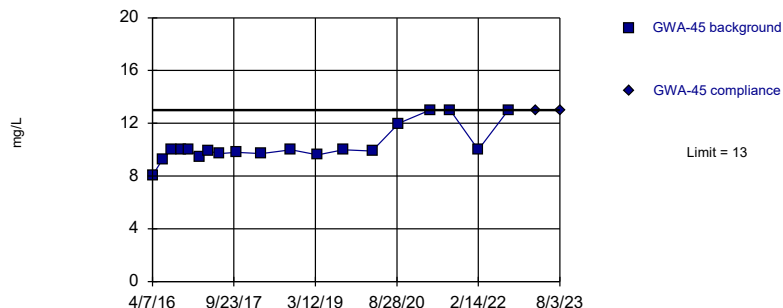


Background Data Summary (based on square root transformation): Mean=1.638, Std. Dev.=0.2622, n=19. Normality test: Shapiro Wilk @alpha = 0.05, calculated = 0.9053, critical = 0.901. Kappa = 2.081 (c=7, w=5, 1 of 2, event alpha = 0.05132). Report alpha = 0.001504.

Constituent: Chloride Analysis Run 9/29/2023 4:49 PM View: Appendix III - Intrawell
Plant Scherer Client: Southern Company Data: Scherer PAC-CCR

Within Limit

Prediction Limit
Intrawell Non-parametric

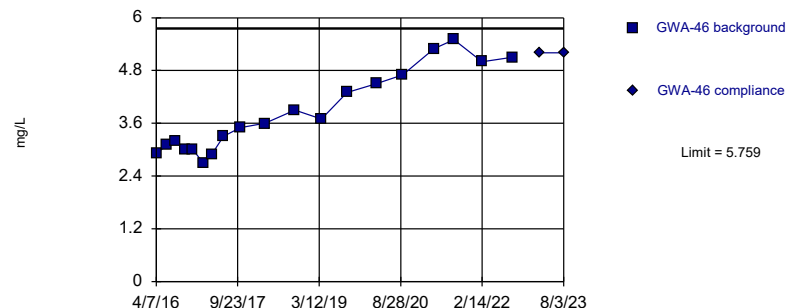


Non-parametric test used in lieu of parametric prediction limit because the Shapiro Wilk normality test showed the data to be non-normal at the 0.05 alpha level. Limit is highest of 19 background values. Well-constituent pair annual alpha = 0.009641. Individual comparison alpha = 0.004832 (1 of 2).

Constituent: Chloride Analysis Run 9/29/2023 4:49 PM View: Appendix III - Intrawell
Plant Scherer Client: Southern Company Data: Scherer PAC-CCR

Within Limit

Prediction Limit
Intrawell Parametric

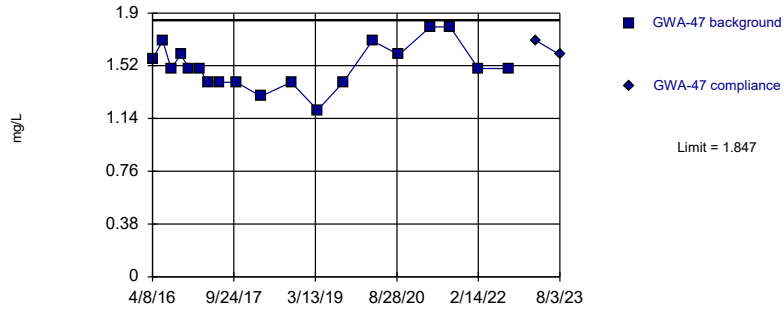


Background Data Summary: Mean=3.853, Std. Dev.=0.9159, n=19. Normality test: Shapiro Wilk @alpha = 0.05, calculated = 0.9045, critical = 0.901. Kappa = 2.081 (c=7, w=5, 1 of 2, event alpha = 0.05132). Report alpha = 0.001504.

Constituent: Chloride Analysis Run 9/29/2023 4:49 PM View: Appendix III - Intrawell
Plant Scherer Client: Southern Company Data: Scherer PAC-CCR

Within Limit

Prediction Limit
Intrawell Parametric

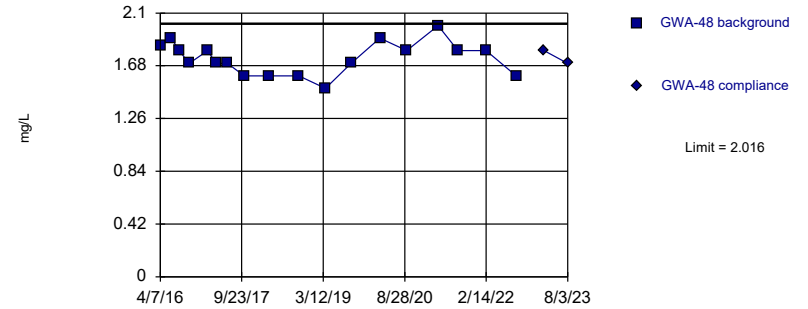


Background Data Summary: Mean=1.514, Std. Dev.=0.16, n=19. Normality test: Shapiro Wilk @alpha = 0.05, calculated = 0.9527, critical = 0.901. Kappa = 2.081 (c=7, w=5, 1 of 2, event alpha = 0.05132). Report alpha = 0.001504.

Constituent: Chloride Analysis Run 9/29/2023 4:49 PM View: Appendix III - Intrawell
Plant Scherer Client: Southern Company Data: Scherer PAC-CCR

Within Limit

Prediction Limit
Intrawell Parametric

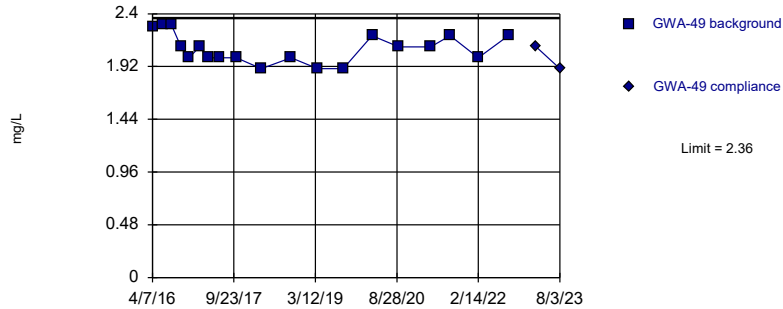


Background Data Summary: Mean=1.741, Std. Dev.=0.1305, n=18. Normality test: Shapiro Wilk @alpha = 0.05, calculated = 0.9562, critical = 0.897. Kappa = 2.104 (c=7, w=5, 1 of 2, event alpha = 0.05132). Report alpha = 0.001504.

Constituent: Chloride Analysis Run 9/29/2023 4:49 PM View: Appendix III - Intrawell
Plant Scherer Client: Southern Company Data: Scherer PAC-CCR

Within Limit

Prediction Limit
Intrawell Parametric

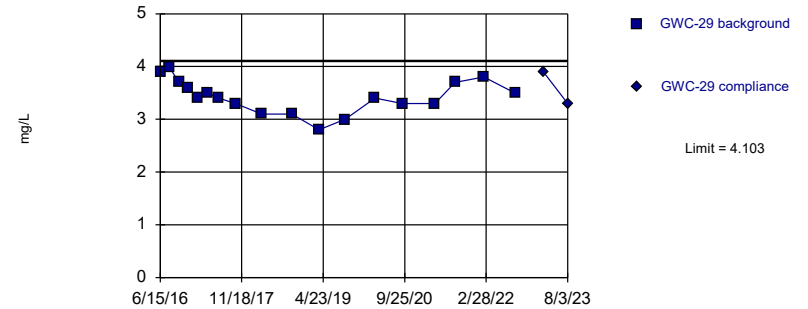


Background Data Summary: Mean=2.083, Std. Dev.=0.1331, n=19. Normality test: Shapiro Wilk @alpha = 0.05, calculated = 0.9076, critical = 0.901. Kappa = 2.081 (c=7, w=5, 1 of 2, event alpha = 0.05132). Report alpha = 0.001504.

Constituent: Chloride Analysis Run 9/29/2023 4:49 PM View: Appendix III - Intrawell
Plant Scherer Client: Southern Company Data: Scherer PAC-CCR

Within Limit

Prediction Limit
Intrawell Parametric

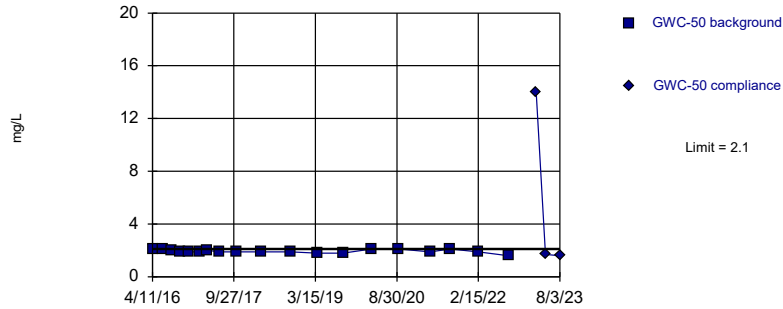


Background Data Summary: Mean=3.433, Std. Dev.=0.3181, n=18. Normality test: Shapiro Wilk @alpha = 0.05, calculated = 0.9833, critical = 0.897. Kappa = 2.104 (c=7, w=5, 1 of 2, event alpha = 0.05132). Report alpha = 0.001504.

Constituent: Chloride Analysis Run 9/29/2023 4:49 PM View: Appendix III - Intrawell
Plant Scherer Client: Southern Company Data: Scherer PAC-CCR

Within Limit

Prediction Limit Intrawell Non-parametric

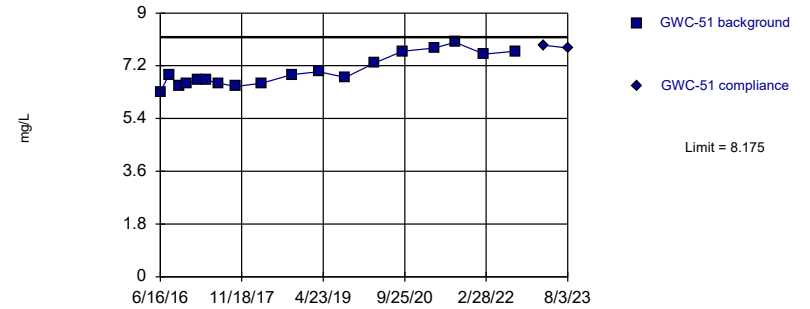


Non-parametric test used in lieu of parametric prediction limit because the Shapiro Wilk normality test showed the data to be non-normal at the 0.05 alpha level. Limit is highest of 19 background values. Well-constituent pair annual alpha = 0.009641. Individual comparison alpha = 0.004832 (1 of 2).

Constituent: Chloride Analysis Run 9/29/2023 4:49 PM View: Appendix III - Intrawell
Plant Scherer Client: Southern Company Data: Scherer PAC-CCR

Within Limit

Prediction Limit Intrawell Parametric

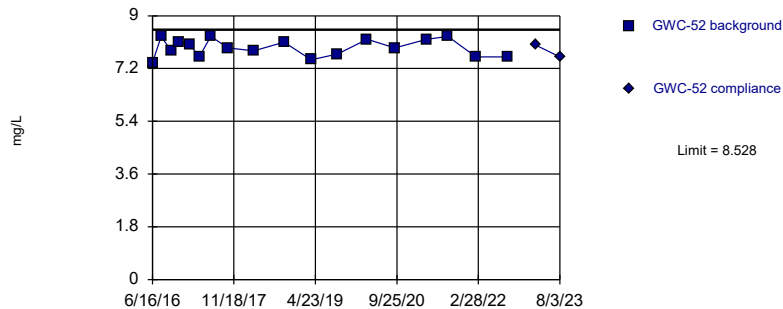


Background Data Summary (based on natural log transformation): Mean=1.945, Std. Dev.=0.07427, n=18. Normality test: Shapiro Wilk @alpha = 0.05, calculated = 0.899, critical = 0.897. Kappa = 2.104 (c=7, w=5, 1 of 2, event alpha = 0.05132). Report alpha = 0.001504.

Constituent: Chloride Analysis Run 9/29/2023 4:49 PM View: Appendix III - Intrawell
Plant Scherer Client: Southern Company Data: Scherer PAC-CCR

Within Limit

Prediction Limit Intrawell Parametric

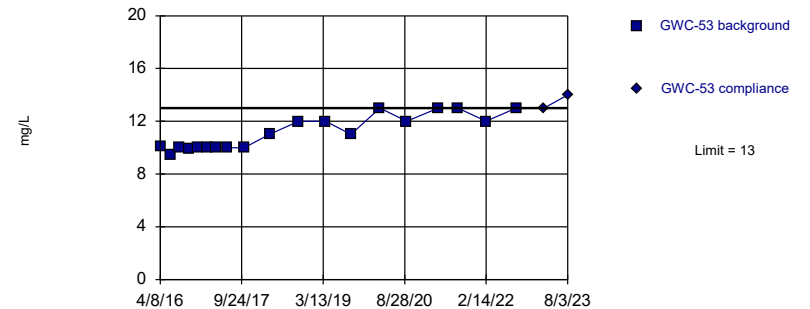


Background Data Summary: Mean=7.906, Std. Dev.=0.296, n=18. Normality test: Shapiro Wilk @alpha = 0.05, calculated = 0.9324, critical = 0.897. Kappa = 2.104 (c=7, w=5, 1 of 2, event alpha = 0.05132). Report alpha = 0.001504.

Constituent: Chloride Analysis Run 9/29/2023 4:49 PM View: Appendix III - Intrawell
Plant Scherer Client: Southern Company Data: Scherer PAC-CCR

Exceeds Limit

Prediction Limit Intrawell Non-parametric

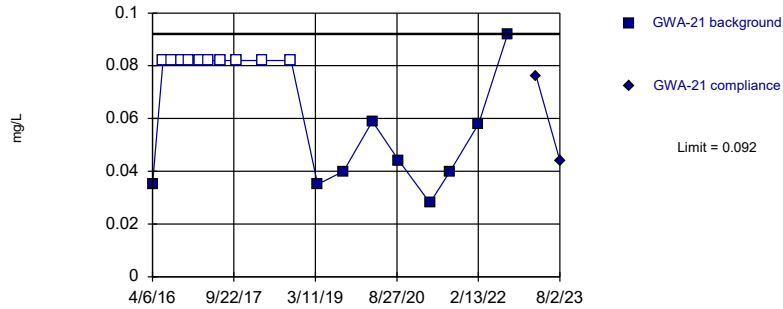


Non-parametric test used in lieu of parametric prediction limit because the Shapiro Wilk normality test showed the data to be non-normal at the 0.05 alpha level. Limit is highest of 19 background values. Well-constituent pair annual alpha = 0.009641. Individual comparison alpha = 0.004832 (1 of 2).

Constituent: Chloride Analysis Run 9/29/2023 4:49 PM View: Appendix III - Intrawell
Plant Scherer Client: Southern Company Data: Scherer PAC-CCR

Within Limit

Prediction Limit
Intrawell Non-parametric

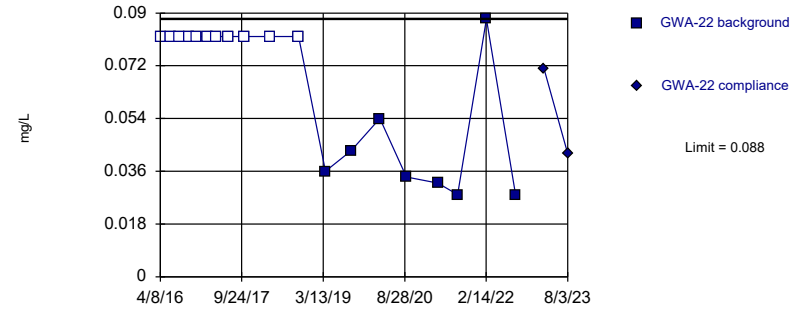


Non-parametric test used in lieu of parametric prediction limit because censored data exceeded 50%. Limit is highest of 19 background values. 52.63% NDs. Well-constituent pair annual alpha = 0.009641. Individual comparison alpha = 0.004832 (1 of 2).

Constituent: Fluoride Analysis Run 9/29/2023 4:49 PM View: Appendix III - Intrawell
Plant Scherer Client: Southern Company Data: Scherer PAC-CCR

Within Limit

Prediction Limit
Intrawell Non-parametric

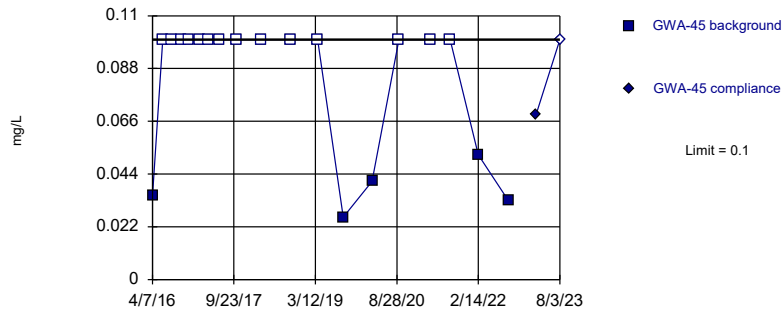


Non-parametric test used in lieu of parametric prediction limit because censored data exceeded 50%. Limit is highest of 19 background values. 57.89% NDs. Well-constituent pair annual alpha = 0.009641. Individual comparison alpha = 0.004832 (1 of 2).

Constituent: Fluoride Analysis Run 9/29/2023 4:49 PM View: Appendix III - Intrawell
Plant Scherer Client: Southern Company Data: Scherer PAC-CCR

Within Limit

Prediction Limit
Intrawell Non-parametric

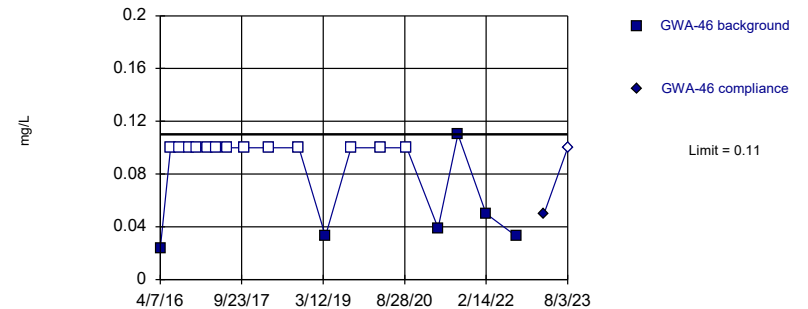


Non-parametric test used in lieu of parametric prediction limit because censored data exceeded 50%. Limit is highest of 19 background values. 73.68% NDs. Well-constituent pair annual alpha = 0.009641. Individual comparison alpha = 0.004832 (1 of 2).

Constituent: Fluoride Analysis Run 9/29/2023 4:49 PM View: Appendix III - Intrawell
Plant Scherer Client: Southern Company Data: Scherer PAC-CCR

Within Limit

Prediction Limit
Intrawell Non-parametric

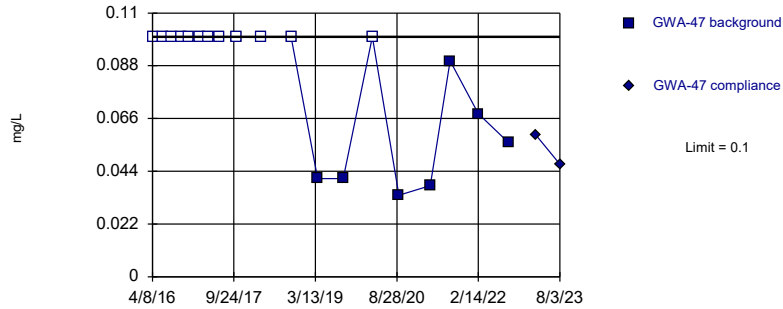


Non-parametric test used in lieu of parametric prediction limit because censored data exceeded 50%. Limit is highest of 19 background values. 68.42% NDs. Well-constituent pair annual alpha = 0.009641. Individual comparison alpha = 0.004832 (1 of 2).

Constituent: Fluoride Analysis Run 9/29/2023 4:49 PM View: Appendix III - Intrawell
Plant Scherer Client: Southern Company Data: Scherer PAC-CCR

Within Limit

Prediction Limit
Intrawell Non-parametric

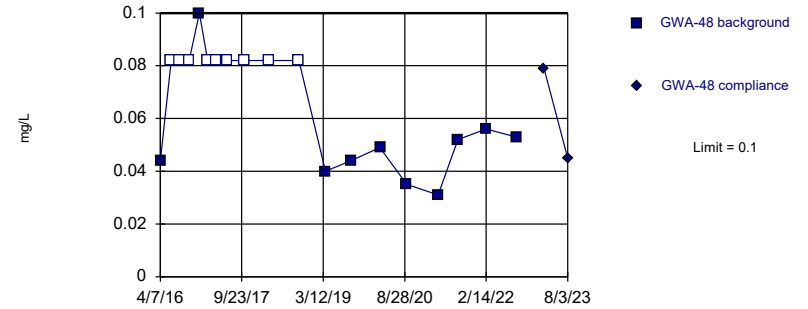


Non-parametric test used in lieu of parametric prediction limit because censored data exceeded 50%. Limit is highest of 19 background values. 63.16% NDs. Well-constituent pair annual alpha = 0.009641. Individual comparison alpha = 0.004832 (1 of 2).

Constituent: Fluoride Analysis Run 9/29/2023 4:49 PM View: Appendix III - Intrawell
Plant Scherer Client: Southern Company Data: Scherer PAC-CCR

Within Limit

Prediction Limit
Intrawell Non-parametric

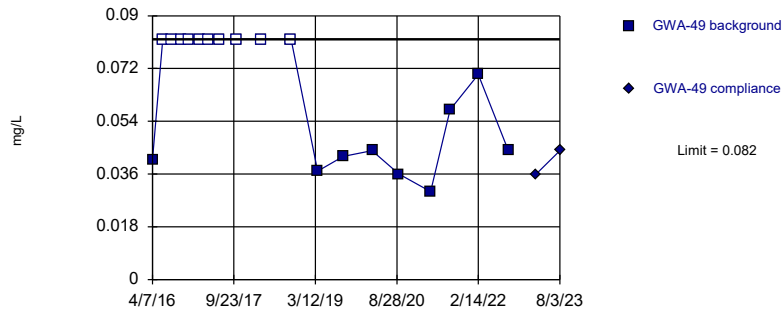


Non-parametric test used in lieu of parametric prediction limit because the Shapiro Wilk normality test showed the data to be non-normal at the 0.05 alpha level. Limit is highest of 19 background values. 47.37% NDs. Well-constituent pair annual alpha = 0.009641. Individual comparison alpha = 0.004832 (1 of 2).

Constituent: Fluoride Analysis Run 9/29/2023 4:49 PM View: Appendix III - Intrawell
Plant Scherer Client: Southern Company Data: Scherer PAC-CCR

Within Limit

Prediction Limit
Intrawell Non-parametric

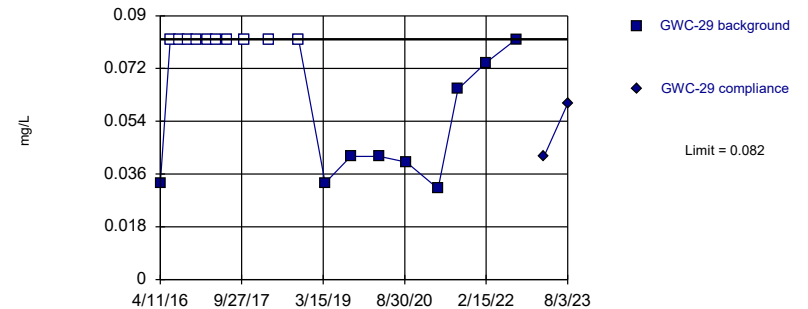


Non-parametric test used in lieu of parametric prediction limit because censored data exceeded 50%. Limit is highest of 19 background values. 52.63% NDs. Well-constituent pair annual alpha = 0.009641. Individual comparison alpha = 0.004832 (1 of 2).

Constituent: Fluoride Analysis Run 9/29/2023 4:49 PM View: Appendix III - Intrawell
Plant Scherer Client: Southern Company Data: Scherer PAC-CCR

Within Limit

Prediction Limit
Intrawell Non-parametric

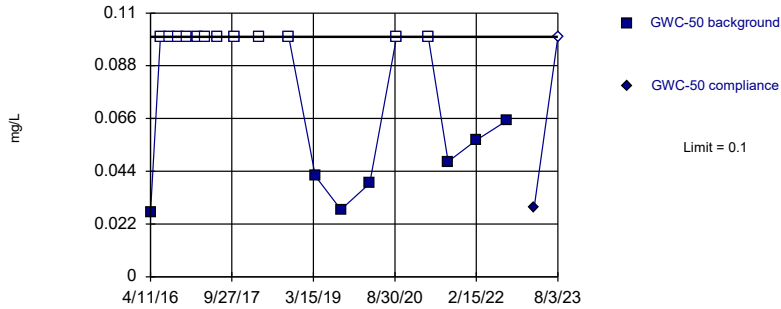


Non-parametric test used in lieu of parametric prediction limit because censored data exceeded 50%. Limit is highest of 19 background values. 52.63% NDs. Well-constituent pair annual alpha = 0.009641. Individual comparison alpha = 0.004832 (1 of 2).

Constituent: Fluoride Analysis Run 9/29/2023 4:49 PM View: Appendix III - Intrawell
Plant Scherer Client: Southern Company Data: Scherer PAC-CCR

Within Limit

Prediction Limit
Intrawell Non-parametric

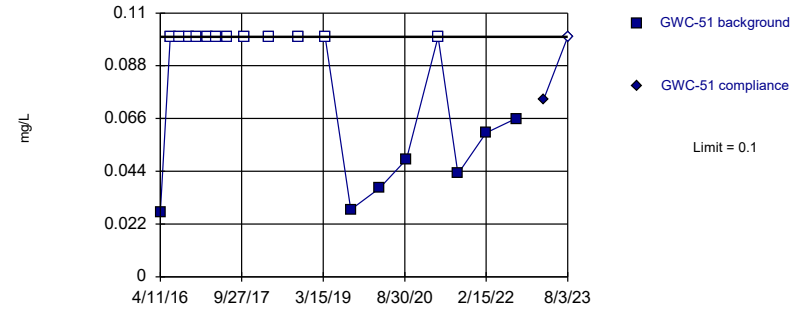


Non-parametric test used in lieu of parametric prediction limit because censored data exceeded 50%. Limit is highest of 19 background values. 63.16% NDs. Well-constituent pair annual alpha = 0.009641. Individual comparison alpha = 0.004832 (1 of 2).

Constituent: Fluoride Analysis Run 9/29/2023 4:49 PM View: Appendix III - Intrawell
Plant Scherer Client: Southern Company Data: Scherer PAC-CCR

Within Limit

Prediction Limit
Intrawell Non-parametric

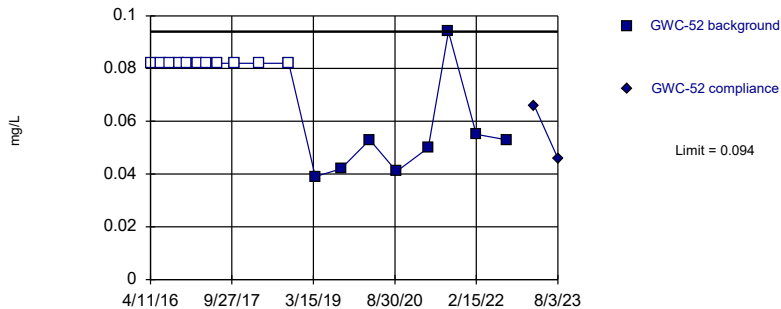


Non-parametric test used in lieu of parametric prediction limit because censored data exceeded 50%. Limit is highest of 19 background values. 63.16% NDs. Well-constituent pair annual alpha = 0.009641. Individual comparison alpha = 0.004832 (1 of 2).

Constituent: Fluoride Analysis Run 9/29/2023 4:49 PM View: Appendix III - Intrawell
Plant Scherer Client: Southern Company Data: Scherer PAC-CCR

Within Limit

Prediction Limit
Intrawell Non-parametric

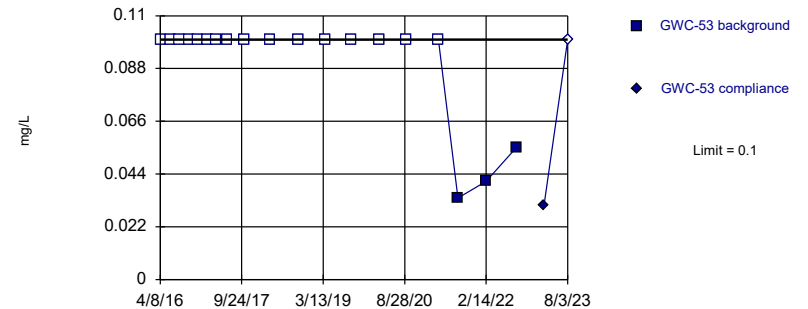


Non-parametric test used in lieu of parametric prediction limit because censored data exceeded 50%. Limit is highest of 19 background values. 57.89% NDs. Well-constituent pair annual alpha = 0.009641. Individual comparison alpha = 0.004832 (1 of 2).

Constituent: Fluoride Analysis Run 9/29/2023 4:49 PM View: Appendix III - Intrawell
Plant Scherer Client: Southern Company Data: Scherer PAC-CCR

Within Limit

Prediction Limit
Intrawell Non-parametric

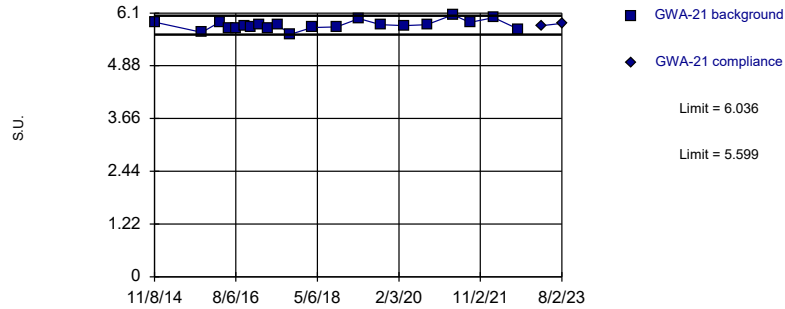


Non-parametric test used in lieu of parametric prediction limit because censored data exceeded 50%. Limit is highest of 19 background values. 84.21% NDs. Well-constituent pair annual alpha = 0.009641. Individual comparison alpha = 0.004832 (1 of 2).

Constituent: Fluoride Analysis Run 9/29/2023 4:49 PM View: Appendix III - Intrawell
Plant Scherer Client: Southern Company Data: Scherer PAC-CCR

Within Limits

Prediction Limit
Intrawell Parametric

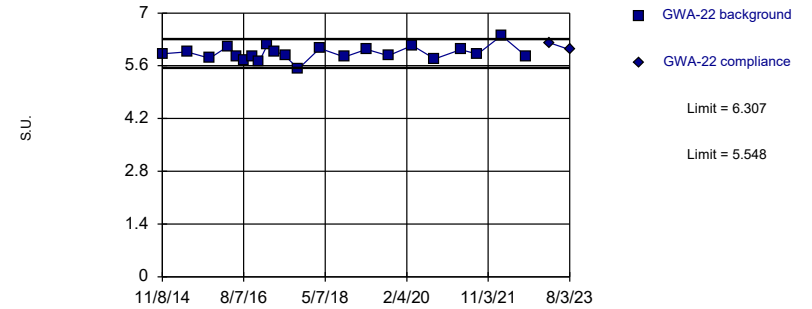


Background Data Summary: Mean=5.818, Std. Dev.=0.107, n=21. Normality test: Shapiro Wilk @alpha = 0.01, calculated = 0.968, critical = 0.873. Kappa = 2.044 (c=7, w=5, 1 of 2, event alpha = 0.05132). Report alpha = 0.001504.

Constituent: pH Analysis Run 9/29/2023 4:49 PM View: Appendix III - Intrawell
 Plant Scherer Client: Southern Company Data: Scherer PAC-CCR

Within Limits

Prediction Limit
Intrawell Parametric

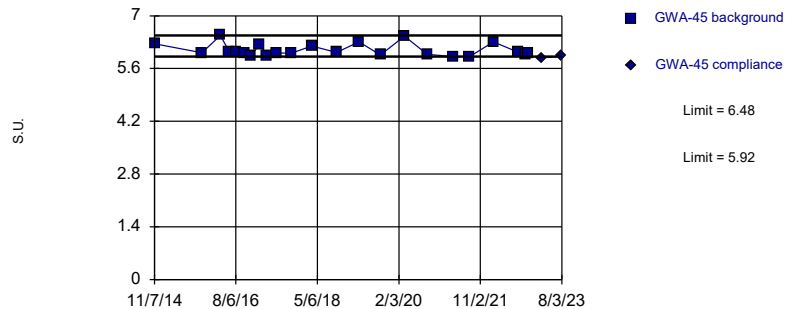


Background Data Summary: Mean=5.928, Std. Dev.=0.187, n=22. Normality test: Shapiro Wilk @alpha = 0.01, calculated = 0.9729, critical = 0.878. Kappa = 2.031 (c=7, w=5, 1 of 2, event alpha = 0.05132). Report alpha = 0.001504.

Constituent: pH Analysis Run 9/29/2023 4:49 PM View: Appendix III - Intrawell
 Plant Scherer Client: Southern Company Data: Scherer PAC-CCR

Within Limits

Prediction Limit
Intrawell Non-parametric

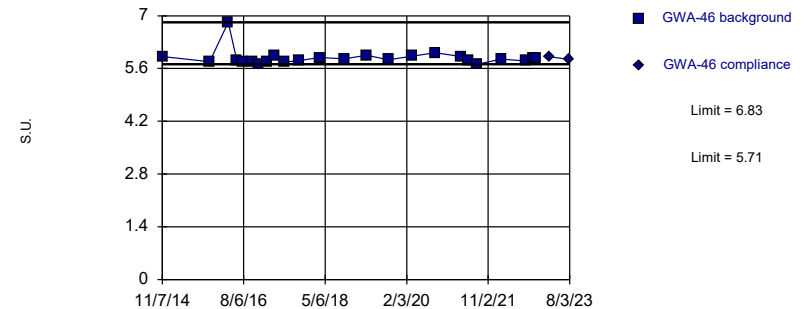


Non-parametric test used in lieu of parametric prediction limit because the Shapiro Wilk normality test showed the data to be non-normal at the 0.01 alpha level. Limits are highest and lowest of 23 background values. Well-constituent pair annual alpha = 0.01364. Individual comparison alpha = 0.006831 (1 of 2).

Constituent: pH Analysis Run 9/29/2023 4:50 PM View: Appendix III - Intrawell
 Plant Scherer Client: Southern Company Data: Scherer PAC-CCR

Within Limits

Prediction Limit
Intrawell Non-parametric

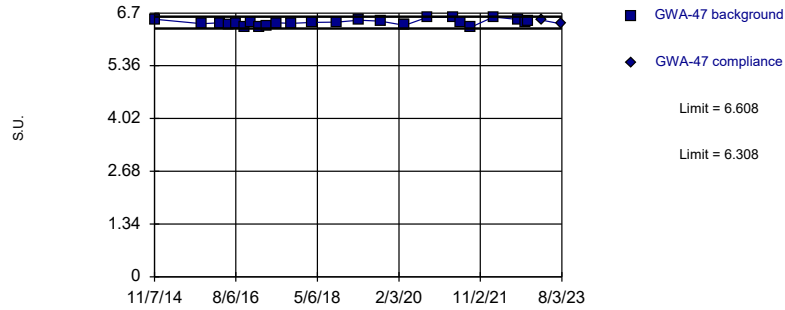


Non-parametric test used in lieu of parametric prediction limit because the Shapiro Wilk normality test showed the data to be non-normal at the 0.01 alpha level. Limits are highest and lowest of 24 background values. Well-constituent pair annual alpha = 0.01248. Individual comparison alpha = 0.006247 (1 of 2).

Constituent: pH Analysis Run 9/29/2023 4:50 PM View: Appendix III - Intrawell
 Plant Scherer Client: Southern Company Data: Scherer PAC-CCR

Within Limits

Prediction Limit
Intrawell Parametric

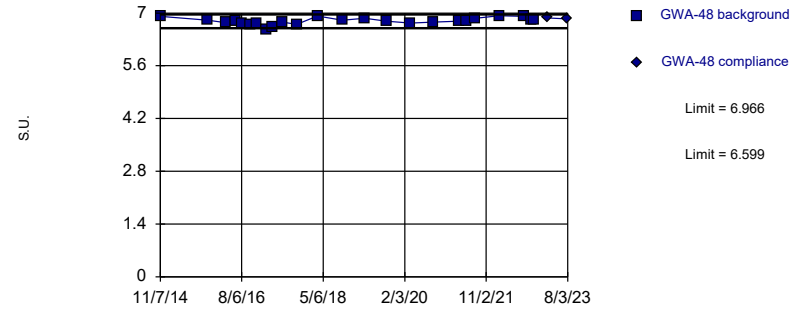


Background Data Summary: Mean=6.458, Std. Dev.=0.07553, n=26. Normality test: Shapiro Wilk @alpha = 0.01, calculated = 0.9607, critical = 0.891. Kappa = 1.981 (c=7, w=5, 1 of 2, event alpha = 0.05132). Report alpha = 0.001504.

Constituent: pH Analysis Run 9/29/2023 4:50 PM View: Appendix III - Intrawell
 Plant Scherer Client: Southern Company Data: Scherer PAC-CCR

Within Limits

Prediction Limit
Intrawell Parametric

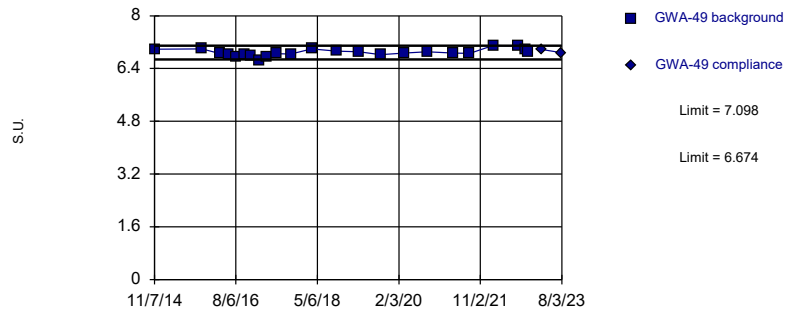


Background Data Summary: Mean=6.783, Std. Dev.=0.09157, n=24. Normality test: Shapiro Wilk @alpha = 0.01, calculated = 0.9613, critical = 0.884. Kappa = 2.004 (c=7, w=5, 1 of 2, event alpha = 0.05132). Report alpha = 0.001504.

Constituent: pH Analysis Run 9/29/2023 4:50 PM View: Appendix III - Intrawell
 Plant Scherer Client: Southern Company Data: Scherer PAC-CCR

Within Limits

Prediction Limit
Intrawell Parametric

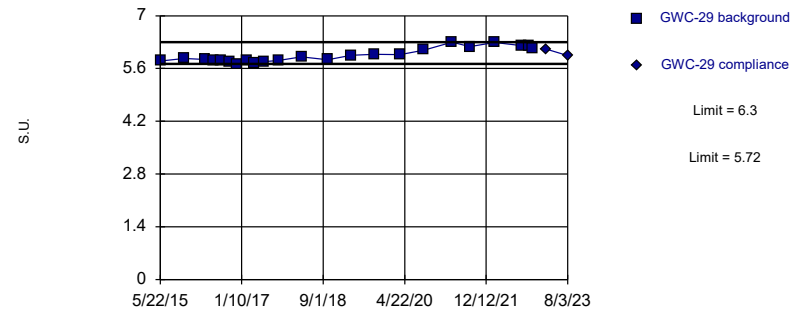


Background Data Summary: Mean=6.886, Std. Dev.=0.105, n=23. Normality test: Shapiro Wilk @alpha = 0.01, calculated = 0.9761, critical = 0.881. Kappa = 2.017 (c=7, w=5, 1 of 2, event alpha = 0.05132). Report alpha = 0.001504.

Constituent: pH Analysis Run 9/29/2023 4:50 PM View: Appendix III - Intrawell
 Plant Scherer Client: Southern Company Data: Scherer PAC-CCR

Within Limits

Prediction Limit
Intrawell Non-parametric

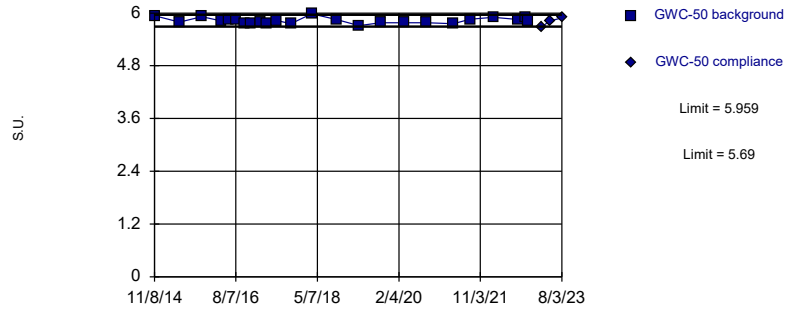


Non-parametric test used in lieu of parametric prediction limit because the Shapiro Wilk normality test showed the data to be non-normal at the 0.01 alpha level. Limits are highest and lowest of 23 background values. Well-constituent pair annual alpha = 0.01364. Individual comparison alpha = 0.006831 (1 of 2).

Constituent: pH Analysis Run 9/29/2023 4:50 PM View: Appendix III - Intrawell
 Plant Scherer Client: Southern Company Data: Scherer PAC-CCR

Within Limits

Prediction Limit Intrawell Parametric

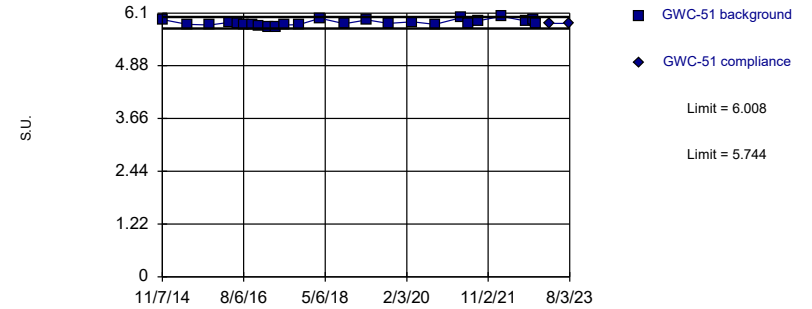


Background Data Summary: Mean=5.824, Std. Dev.=0.06717, n=24. Normality test: Shapiro Wilk @alpha = 0.01, calculated = 0.9562, critical = 0.884. Kappa = 2.004 (c=7, w=5, 1 of 2, event alpha = 0.05132). Report alpha = 0.001504.

Constituent: pH Analysis Run 9/29/2023 4:50 PM View: Appendix III - Intrawell
Plant Scherer Client: Southern Company Data: Scherer PAC-CCR

Within Limits

Prediction Limit Intrawell Parametric

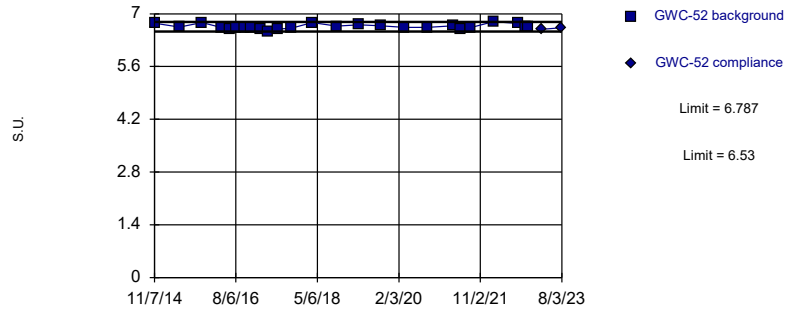


Background Data Summary: Mean=5.876, Std. Dev.=0.06614, n=25. Normality test: Shapiro Wilk @alpha = 0.01, calculated = 0.9604, critical = 0.888. Kappa = 1.99 (c=7, w=5, 1 of 2, event alpha = 0.05132). Report alpha = 0.001504.

Constituent: pH Analysis Run 9/29/2023 4:50 PM View: Appendix III - Intrawell
Plant Scherer Client: Southern Company Data: Scherer PAC-CCR

Within Limits

Prediction Limit Intrawell Parametric

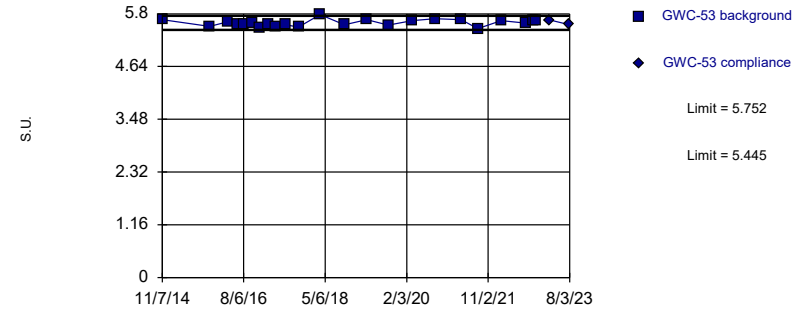


Background Data Summary: Mean=6.659, Std. Dev.=0.06463, n=25. Normality test: Shapiro Wilk @alpha = 0.01, calculated = 0.9339, critical = 0.888. Kappa = 1.99 (c=7, w=5, 1 of 2, event alpha = 0.05132). Report alpha = 0.001504.

Constituent: pH Analysis Run 9/29/2023 4:50 PM View: Appendix III - Intrawell
Plant Scherer Client: Southern Company Data: Scherer PAC-CCR

Within Limits

Prediction Limit Intrawell Parametric



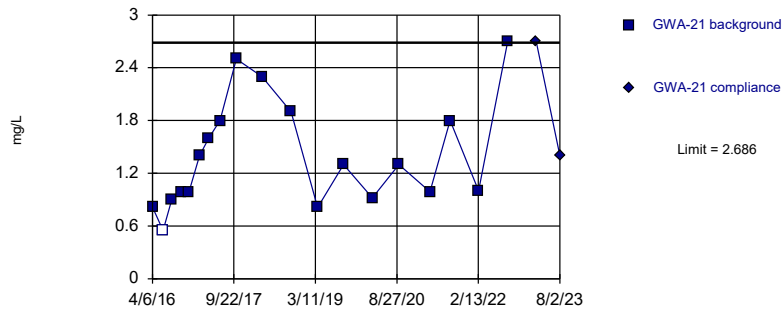
Background Data Summary: Mean=5.598, Std. Dev.=0.07608, n=23. Normality test: Shapiro Wilk @alpha = 0.01, calculated = 0.9627, critical = 0.881. Kappa = 2.017 (c=7, w=5, 1 of 2, event alpha = 0.05132). Report alpha = 0.001504.

Constituent: pH Analysis Run 9/29/2023 4:50 PM View: Appendix III - Intrawell
Plant Scherer Client: Southern Company Data: Scherer PAC-CCR

Within Limit

Prediction Limit

Intrawell Parametric



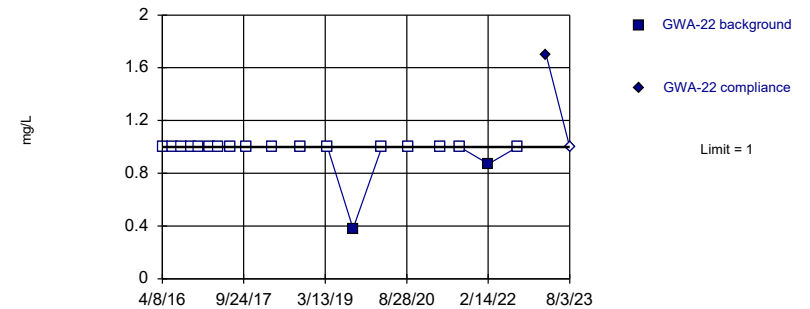
Background Data Summary: Mean=1.398, Std. Dev.=0.6191, n=19, 5.263% NDs. Normality test: Shapiro Wilk @alpha = 0.05, calculated = 0.9095, critical = 0.901. Kappa = 2.081 (c=7, w=5, 1 of 2, event alpha = 0.05132). Report alpha = 0.001504.

Constituent: Sulfate Analysis Run 9/29/2023 4:50 PM View: Appendix III - Intrawell
 Plant Scherer Client: Southern Company Data: Scherer PAC-CCR

Within Limit

Prediction Limit

Intrawell Non-parametric



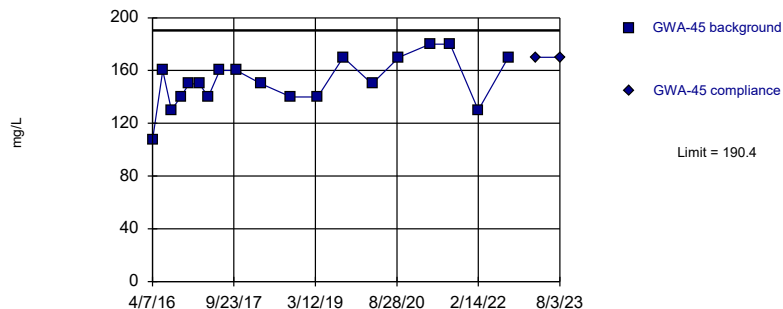
Non-parametric test used in lieu of parametric prediction limit because censored data exceeded 50%. Limit is highest of 19 background values. 89.47% NDs. Well-constituent pair annual alpha = 0.009641. Individual comparison alpha = 0.004832 (1 of 2).

Constituent: Sulfate Analysis Run 9/29/2023 4:50 PM View: Appendix III - Intrawell
 Plant Scherer Client: Southern Company Data: Scherer PAC-CCR

Within Limit

Prediction Limit

Intrawell Parametric



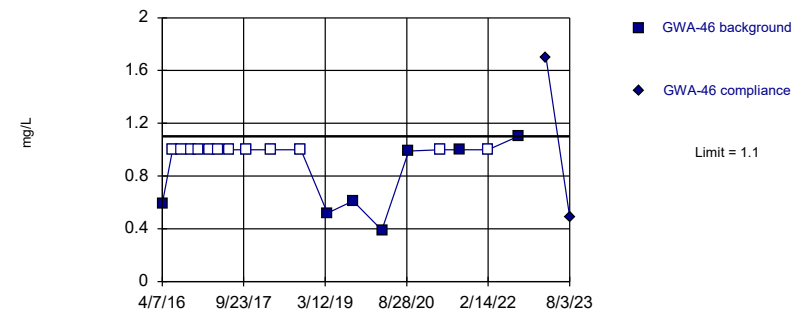
Background Data Summary: Mean=151.4, Std. Dev.=18.71, n=19. Normality test: Shapiro Wilk @alpha = 0.05, calculated = 0.9549, critical = 0.901. Kappa = 2.081 (c=7, w=5, 1 of 2, event alpha = 0.05132). Report alpha = 0.001504.

Constituent: Sulfate Analysis Run 9/29/2023 4:50 PM View: Appendix III - Intrawell
 Plant Scherer Client: Southern Company Data: Scherer PAC-CCR

Within Limit

Prediction Limit

Intrawell Non-parametric

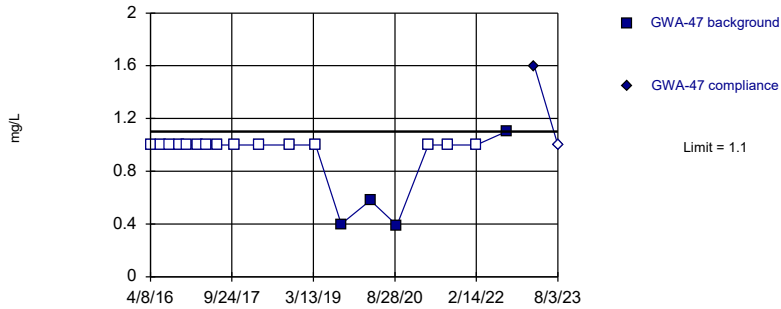


Non-parametric test used in lieu of parametric prediction limit because censored data exceeded 50%. Limit is highest of 19 background values. 63.16% NDs. Well-constituent pair annual alpha = 0.009641. Individual comparison alpha = 0.004832 (1 of 2).

Constituent: Sulfate Analysis Run 9/29/2023 4:50 PM View: Appendix III - Intrawell
 Plant Scherer Client: Southern Company Data: Scherer PAC-CCR

Within Limit

Prediction Limit
 Intrawell Non-parametric

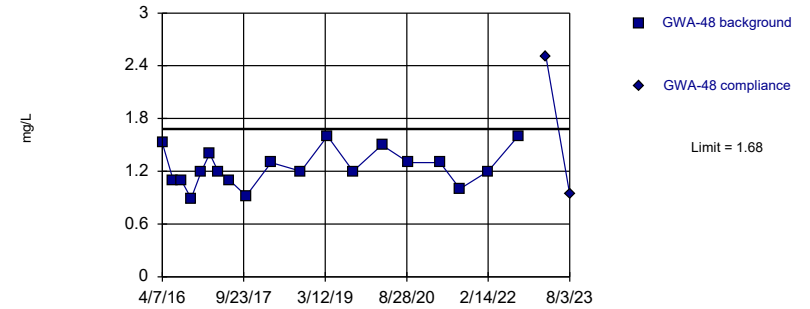


Non-parametric test used in lieu of parametric prediction limit because censored data exceeded 50%. Limit is highest of 19 background values. 78.95% NDs. Well-constituent pair annual alpha = 0.009641. Individual comparison alpha = 0.004832 (1 of 2).

Constituent: Sulfate Analysis Run 9/29/2023 4:50 PM View: Appendix III - Intrawell
 Plant Scherer Client: Southern Company Data: Scherer PAC-CCR

Within Limit

Prediction Limit
 Intrawell Parametric

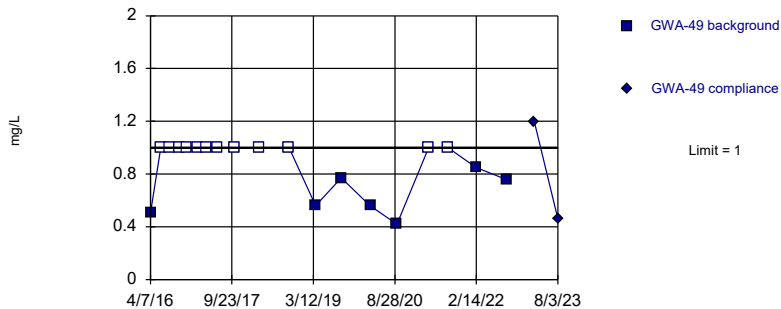


Background Data Summary: Mean=1.244, Std. Dev.=0.2097, n=19. Normality test: Shapiro Wilk @alpha = 0.05, calculated = 0.95, critical = 0.901. Kappa = 2.081 (c=7, w=5, 1 of 2, event alpha = 0.05132). Report alpha = 0.001504.

Constituent: Sulfate Analysis Run 9/29/2023 4:50 PM View: Appendix III - Intrawell
 Plant Scherer Client: Southern Company Data: Scherer PAC-CCR

Within Limit

Prediction Limit
 Intrawell Non-parametric

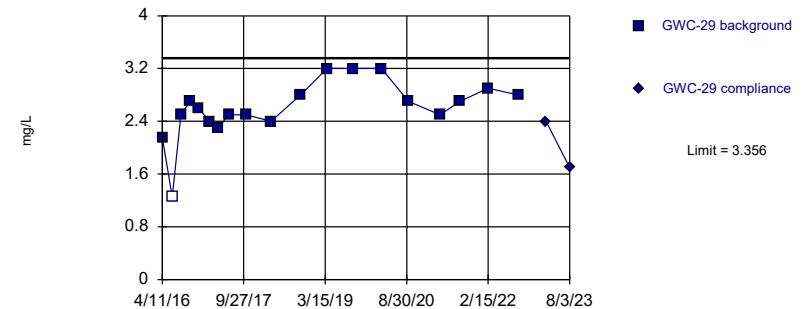


Non-parametric test used in lieu of parametric prediction limit because censored data exceeded 50%. Limit is highest of 19 background values. 63.16% NDs. Well-constituent pair annual alpha = 0.009641. Individual comparison alpha = 0.004832 (1 of 2).

Constituent: Sulfate Analysis Run 9/29/2023 4:50 PM View: Appendix III - Intrawell
 Plant Scherer Client: Southern Company Data: Scherer PAC-CCR

Within Limit

Prediction Limit
 Intrawell Parametric

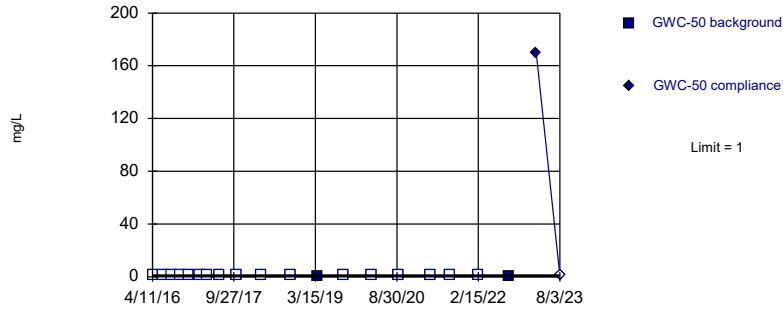


Background Data Summary (based on square transformation): Mean=6.918, Std. Dev.=2.089, n=19, 5.263% NDs. Normality test: Shapiro Wilk @alpha = 0.05, calculated = 0.9278, critical = 0.901. Kappa = 2.081 (c=7, w=5, 1 of 2, event alpha = 0.05132). Report alpha = 0.001504.

Constituent: Sulfate Analysis Run 9/29/2023 4:50 PM View: Appendix III - Intrawell
 Plant Scherer Client: Southern Company Data: Scherer PAC-CCR

Within Limit

Prediction Limit
Intrawell Non-parametric

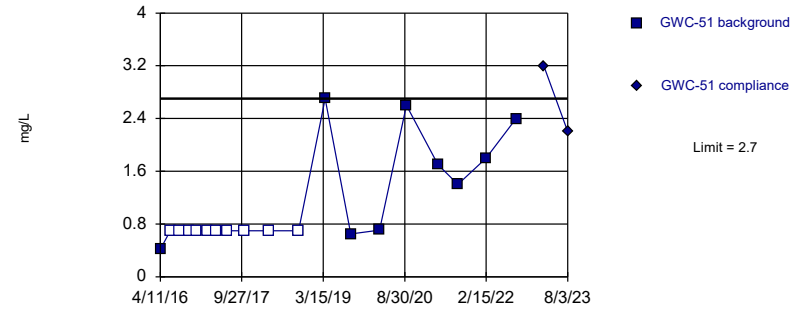


Non-parametric test used in lieu of parametric prediction limit because censored data exceeded 50%. Limit is highest of 19 background values. 89.47% NDs. Well-constituent pair annual alpha = 0.009641. Individual comparison alpha = 0.004832 (1 of 2).

Constituent: Sulfate Analysis Run 9/29/2023 4:50 PM View: Appendix III - Intrawell
Plant Scherer Client: Southern Company Data: Scherer PAC-CCR

Within Limit

Prediction Limit
Intrawell Non-parametric

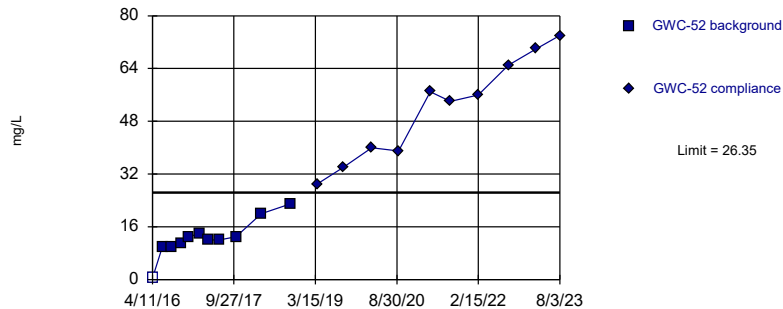


Non-parametric test used in lieu of parametric prediction limit because censored data exceeded 50%. Limit is highest of 19 background values. 52.63% NDs. Well-constituent pair annual alpha = 0.009641. Individual comparison alpha = 0.004832 (1 of 2).

Constituent: Sulfate Analysis Run 9/29/2023 4:50 PM View: Appendix III - Intrawell
Plant Scherer Client: Southern Company Data: Scherer PAC-CCR

Exceeds Limit

Prediction Limit
Intrawell Parametric

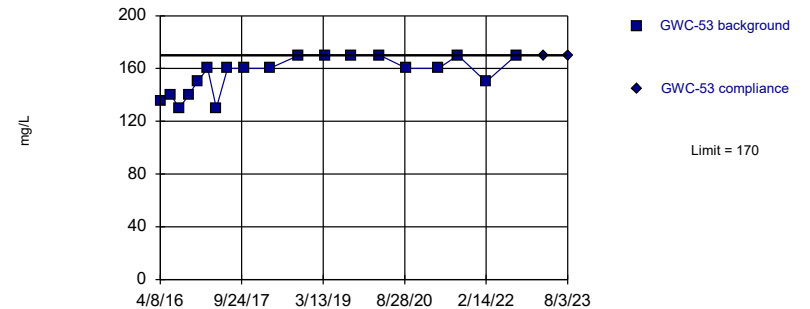


Background Data Summary: Mean=12.57, Std. Dev.=5.74, n=11, 9.091% NDs. Normality test: Shapiro Wilk @alpha = 0.05, calculated = 0.9024, critical = 0.85. Kappa = 2.4 (c=7, w=5, 1 of 2, event alpha = 0.05132). Report alpha = 0.001504.

Constituent: Sulfate Analysis Run 9/29/2023 4:50 PM View: Appendix III - Intrawell
Plant Scherer Client: Southern Company Data: Scherer PAC-CCR

Within Limit

Prediction Limit
Intrawell Non-parametric

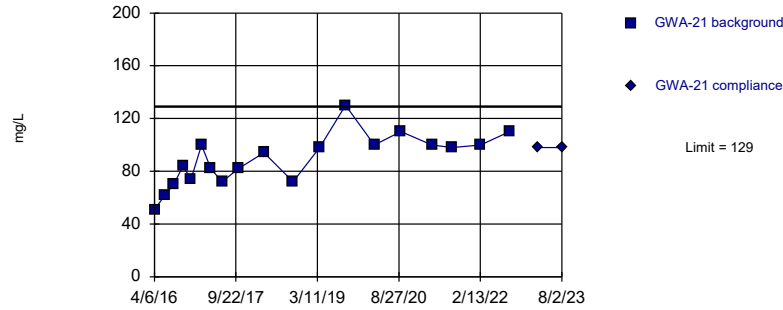


Non-parametric test used in lieu of parametric prediction limit because the Shapiro Wilk normality test showed the data to be non-normal at the 0.05 alpha level. Limit is highest of 19 background values. Well-constituent pair annual alpha = 0.009641. Individual comparison alpha = 0.004832 (1 of 2).

Constituent: Sulfate Analysis Run 9/29/2023 4:50 PM View: Appendix III - Intrawell
Plant Scherer Client: Southern Company Data: Scherer PAC-CCR

Within Limit

Prediction Limit
Intrawell Parametric

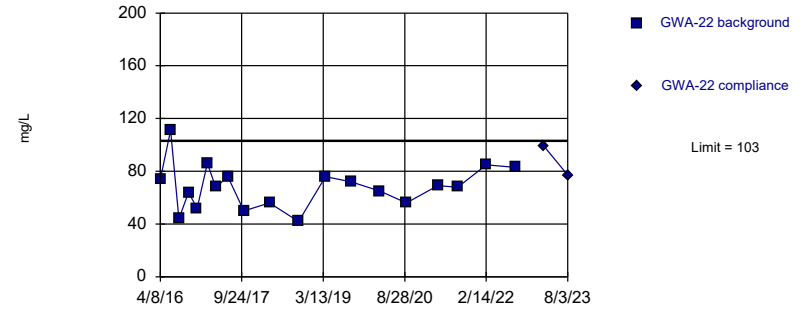


Background Data Summary: Mean=88.89, Std. Dev.=19.28, n=19. Normality test: Shapiro Wilk @alpha = 0.05, calculated = 0.9678, critical = 0.901. Kappa = 2.081 (c=7, w=5, 1 of 2, event alpha = 0.05132). Report alpha = 0.001504.

Constituent: Total Dissolved Solids Analysis Run 9/29/2023 4:50 PM View: Appendix III - Intrawell
Plant Scherer Client: Southern Company Data: Scherer PAC-CCR

Within Limit

Prediction Limit
Intrawell Parametric

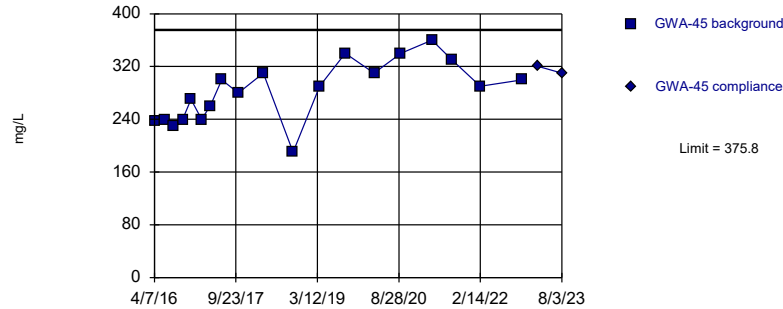


Background Data Summary: Mean=68.26, Std. Dev.=16.69, n=19. Normality test: Shapiro Wilk @alpha = 0.05, calculated = 0.9586, critical = 0.901. Kappa = 2.081 (c=7, w=5, 1 of 2, event alpha = 0.05132). Report alpha = 0.001504.

Constituent: Total Dissolved Solids Analysis Run 9/29/2023 4:50 PM View: Appendix III - Intrawell
Plant Scherer Client: Southern Company Data: Scherer PAC-CCR

Within Limit

Prediction Limit
Intrawell Parametric



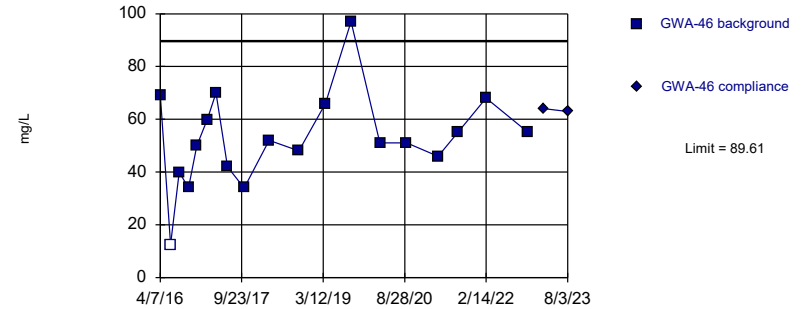
Background Data Summary: Mean=281.9, Std. Dev.=45.08, n=19. Normality test: Shapiro Wilk @alpha = 0.05, calculated = 0.9709, critical = 0.901. Kappa = 2.081 (c=7, w=5, 1 of 2, event alpha = 0.05132). Report alpha = 0.001504.

Constituent: Total Dissolved Solids Analysis Run 9/29/2023 4:50 PM View: Appendix III - Intrawell
Plant Scherer Client: Southern Company Data: Scherer PAC-CCR

Hollow symbols indicate censored values.

Within Limit

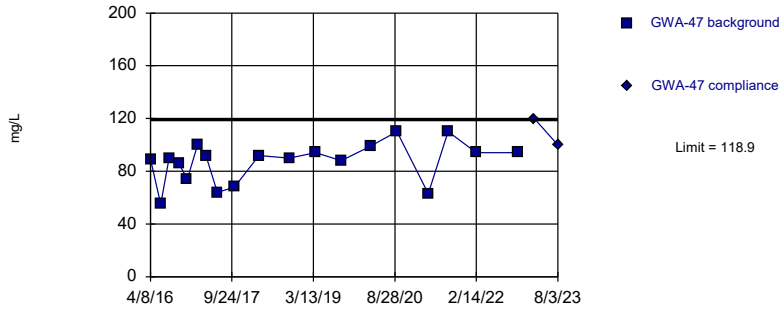
Prediction Limit
Intrawell Parametric



Background Data Summary: Mean=52.66, Std. Dev.=17.75, n=19, 5.263% NDs. Normality test: Shapiro Wilk @alpha = 0.05, calculated = 0.9572, critical = 0.901. Kappa = 2.081 (c=7, w=5, 1 of 2, event alpha = 0.05132). Report alpha = 0.001504.

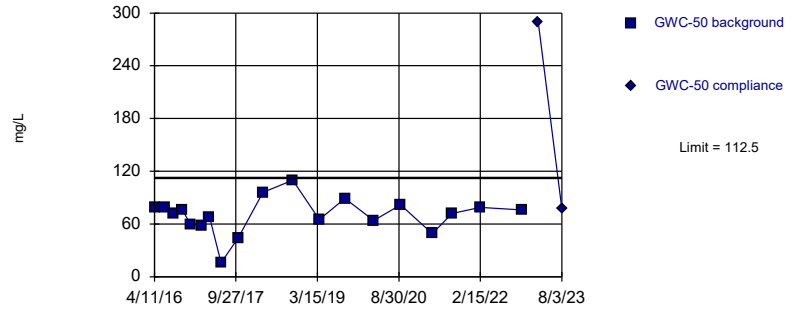
Constituent: Total Dissolved Solids Analysis Run 9/29/2023 4:50 PM View: Appendix III - Intrawell
Plant Scherer Client: Southern Company Data: Scherer PAC-CCR

Within Limit Prediction Limit Intrawell Parametric



Within Limit

Prediction Limit Intrawell Parametric

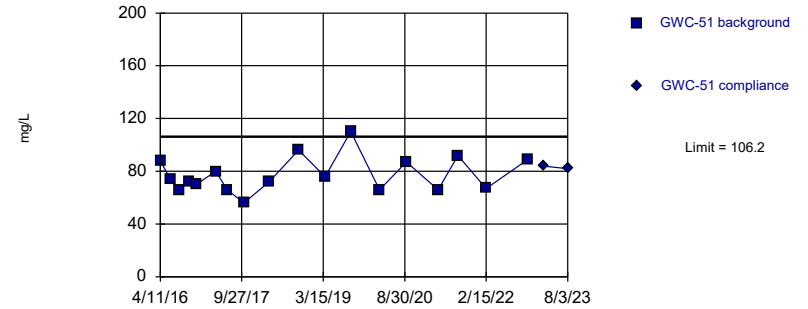


Background Data Summary: Mean=70.21, Std. Dev.=20.34, n=19. Normality test: Shapiro Wilk @alpha = 0.05, calculated = 0.9506, critical = 0.901. Kappa = 2.081 (c=7, w=5, 1 of 2, event alpha = 0.05132). Report alpha = 0.001504.

Constituent: Total Dissolved Solids Analysis Run 9/29/2023 4:50 PM View: Appendix III - Intrawell
Plant Scherer Client: Southern Company Data: Scherer PAC-CCR

Within Limit

Prediction Limit Intrawell Parametric

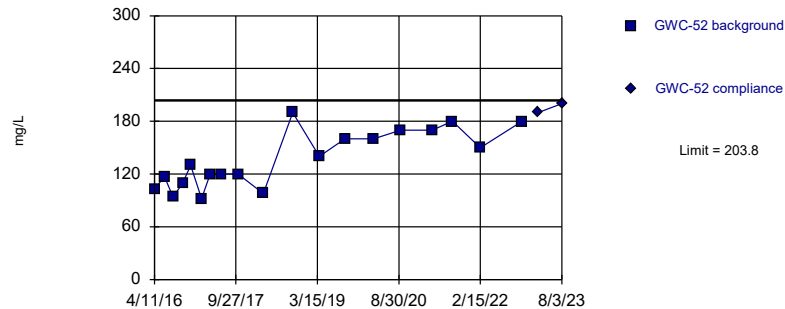


Background Data Summary: Mean=77.39, Std. Dev.=13.68, n=18. Normality test: Shapiro Wilk @alpha = 0.05, calculated = 0.9304, critical = 0.897. Kappa = 2.104 (c=7, w=5, 1 of 2, event alpha = 0.05132). Report alpha = 0.001504.

Constituent: Total Dissolved Solids Analysis Run 9/29/2023 4:50 PM View: Appendix III - Intrawell
Plant Scherer Client: Southern Company Data: Scherer PAC-CCR

Within Limit

Prediction Limit Intrawell Parametric

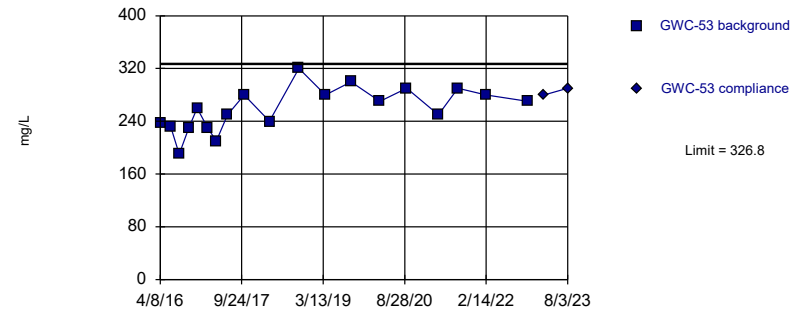


Background Data Summary: Mean=137.1, Std. Dev.=32.07, n=19. Normality test: Shapiro Wilk @alpha = 0.05, calculated = 0.9295, critical = 0.901. Kappa = 2.081 (c=7, w=5, 1 of 2, event alpha = 0.05132). Report alpha = 0.001504.

Constituent: Total Dissolved Solids Analysis Run 9/29/2023 4:50 PM View: Appendix III - Intrawell
Plant Scherer Client: Southern Company Data: Scherer PAC-CCR

Within Limit

Prediction Limit Intrawell Parametric



Background Data Summary: Mean=258.3, Std. Dev.=32.93, n=19. Normality test: Shapiro Wilk @alpha = 0.05, calculated = 0.9811, critical = 0.901. Kappa = 2.081 (c=7, w=5, 1 of 2, event alpha = 0.05132). Report alpha = 0.001504.

Constituent: Total Dissolved Solids Analysis Run 9/29/2023 4:50 PM View: Appendix III - Intrawell
Plant Scherer Client: Southern Company Data: Scherer PAC-CCR

Prediction Limit

Constituent: Boron (mg/L) Analysis Run 9/29/2023 6:57 PM View: Appendix III - Intrawell
Plant Scherer Client: Southern Company Data: Scherer PAC-CCR

	GWA-21	GWA-21
4/6/2016	<0.08	
6/14/2016	0.0012 (J)	
8/10/2016	<0.08	
10/11/2016	<0.08	
12/2/2016	<0.08	
2/10/2017	<0.08	
4/10/2017	<0.08	
6/23/2017	<0.08	
10/9/2017	<0.08	
3/26/2018	<0.08	
10/3/2018	<0.08	
3/27/2019	<0.08	
9/12/2019	0.053	
3/19/2020	<0.08	
9/10/2020	<0.08	
4/2/2021	<0.08	
8/12/2021	<0.08	
2/14/2022	<0.08	
8/26/2022	<0.08	
2/28/2023		<0.08
8/2/2023		<0.08

Prediction Limit

Constituent: Boron (mg/L) Analysis Run 9/29/2023 6:57 PM View: Appendix III - Intrawell
Plant Scherer Client: Southern Company Data: Scherer PAC-CCR

	GWA-22	GWA-22
4/8/2016	<0.08	
6/14/2016	<0.08	
8/9/2016	<0.08	
10/11/2016	<0.08	
12/5/2016	<0.08	
2/10/2017	<0.08	
4/7/2017	<0.08	
6/26/2017	<0.08	
10/9/2017	<0.08	
3/26/2018	<0.08 (D)	
10/3/2018	<0.08	
3/27/2019	<0.08	
9/12/2019	<0.08	
3/19/2020	<0.08	
9/10/2020	<0.08	
4/2/2021	<0.08	
8/12/2021	<0.08	
2/15/2022	<0.08	
8/26/2022	<0.08	
2/28/2023		0.19
8/3/2023		<0.08

Prediction Limit

Constituent: Boron (mg/L) Analysis Run 9/29/2023 6:57 PM View: Appendix III - IntraWell
Plant Scherer Client: Southern Company Data: Scherer PAC-CCR

	GWA-45	GWA-45
4/7/2016	0.0657 (J)	
6/14/2016	0.12	
8/9/2016	0.22	
10/10/2016	0.52	
12/2/2016	0.65	
2/9/2017	0.57	
4/7/2017	0.5	
6/22/2017	0.48	
10/10/2017	0.79	
3/22/2018	0.66	
10/3/2018	0.89	
3/27/2019	0.74	
9/12/2019	0.91	
3/19/2020	0.86	
9/11/2020	1	
4/2/2021	1.1	
8/12/2021	1.1	
2/14/2022	0.86	
8/31/2022	1.2	
2/28/2023		1.1
8/3/2023		1.1

Prediction Limit

Constituent: Boron (mg/L) Analysis Run 9/29/2023 6:57 PM View: Appendix III - Intrawell
Plant Scherer Client: Southern Company Data: Scherer PAC-CCR

	GWA-46	GWA-46
4/7/2016	<0.08	
6/14/2016	<0.08	
8/9/2016	<0.08	
10/10/2016	<0.08	
12/2/2016	<0.08	
2/10/2017	<0.08	
4/7/2017	<0.08	
6/23/2017	<0.08	
10/10/2017	<0.08	
3/23/2018	<0.08	
10/4/2018	<0.08	
3/27/2019	<0.08	
9/12/2019	<0.08	
3/19/2020	<0.08	
9/11/2020	<0.08	
4/5/2021	<0.08	
8/12/2021	<0.08	
2/14/2022	<0.08	
8/31/2022	<0.08	
2/28/2023		0.11
8/3/2023		0.027 (J)

Prediction Limit

Constituent: Boron (mg/L) Analysis Run 9/29/2023 6:57 PM View: Appendix III - Intrawell
Plant Scherer Client: Southern Company Data: Scherer PAC-CCR

	GWA-47	GWA-47
4/8/2016	<0.08	
6/14/2016	0.00079 (J)	
8/9/2016	<0.08	
10/11/2016	<0.08	
12/5/2016	<0.08	
2/10/2017	<0.08	
4/7/2017	<0.08	
6/22/2017	<0.08	
10/10/2017	<0.08	
3/22/2018	<0.08	
10/5/2018	<0.08	
3/27/2019	<0.08	
9/12/2019	<0.08	
3/20/2020	<0.08	
9/11/2020	<0.08	
4/5/2021	<0.08	
8/13/2021	<0.08	
2/14/2022	<0.08	
8/31/2022	<0.08	
2/28/2023		0.034 (J)
8/3/2023		<0.08

Prediction Limit

Constituent: Boron (mg/L) Analysis Run 9/29/2023 6:57 PM View: Appendix III - Intrawell
Plant Scherer Client: Southern Company Data: Scherer PAC-CCR

	GWA-48	GWA-48
4/7/2016	<0.08	
6/17/2016	<0.08	
8/10/2016	<0.08	
10/14/2016	<0.08	
12/19/2016	<0.08	
2/13/2017	<0.08	
4/7/2017	<0.08	
6/22/2017	<0.08	
10/10/2017	<0.08	
3/23/2018	<0.08	
10/3/2018	<0.08	
3/27/2019	<0.08	
9/12/2019	<0.08	
3/19/2020	<0.08	
9/11/2020	<0.08	
4/5/2021	0.044 (J)	
8/12/2021	<0.08	
2/14/2022	<0.08	
8/31/2022	<0.08	
2/28/2023		0.12
8/3/2023		0.023 (J)

Prediction Limit

Constituent: Boron (mg/L) Analysis Run 9/29/2023 6:57 PM View: Appendix III - Intrawell
Plant Scherer Client: Southern Company Data: Scherer PAC-CCR

	GWA-49	GWA-49
4/7/2016	<0.08	
6/14/2016	<0.08	
8/9/2016	<0.08	
10/11/2016	<0.08	
12/2/2016	<0.08	
2/9/2017	<0.08	
4/7/2017	<0.08	
6/22/2017	<0.08	
10/10/2017	<0.08	
3/22/2018	<0.08	
10/3/2018	<0.08	
3/27/2019	<0.08	
9/12/2019	<0.08	
3/19/2020	<0.08	
9/10/2020	<0.08	
4/6/2021	<0.08	
8/12/2021	<0.08	
2/14/2022	<0.08	
8/30/2022	<0.08	
3/1/2023		<0.08
8/3/2023		<0.08

Prediction Limit

Constituent: Boron (mg/L) Analysis Run 9/29/2023 6:57 PM View: Appendix III - IntraWell
Plant Scherer Client: Southern Company Data: Scherer PAC-CCR

	GWC-29	GWC-29
4/11/2016	<0.08	
6/15/2016	0.0021 (J)	
8/10/2016	<0.08	
10/11/2016	<0.08	
12/5/2016	<0.08	
2/13/2017	<0.08	
4/10/2017	<0.08	
6/23/2017	<0.08	
10/10/2017	<0.08	
3/26/2018	<0.08	
10/4/2018	<0.08	
3/28/2019	<0.08	
9/12/2019	<0.08	
3/19/2020	<0.08	
9/10/2020	<0.08	
4/6/2021	<0.08	
8/13/2021	<0.08	
2/14/2022	<0.08	
8/31/2022	<0.08	
3/1/2023		0.075 (J)
8/3/2023		0.025 (J)

Prediction Limit

Constituent: Boron (mg/L) Analysis Run 9/29/2023 6:57 PM View: Appendix III - Intrawell
Plant Scherer Client: Southern Company Data: Scherer PAC-CCR

	GWC-50	GWC-50
4/11/2016	<0.08	
6/15/2016	<0.08	
8/10/2016	<0.08	
10/11/2016	<0.08	
12/2/2016	<0.08	
2/13/2017	<0.08	
4/7/2017	<0.08	
6/22/2017	<0.08	
10/10/2017	<0.08	
3/23/2018	<0.08	
10/4/2018	<0.08	
3/28/2019	<0.08	
9/12/2019	<0.08	
3/19/2020	<0.08	
9/10/2020	<0.08	
4/6/2021	<0.08	
8/13/2021	<0.08	
2/14/2022	<0.08	
8/31/2022	<0.08	
3/1/2023		0.95
8/3/2023		<0.08

Prediction Limit

Constituent: Boron (mg/L) Analysis Run 9/29/2023 6:57 PM View: Appendix III - Intrawell
Plant Scherer Client: Southern Company Data: Scherer PAC-CCR

	GWC-51	GWC-51
4/11/2016	<0.08	
6/16/2016	<0.08	
8/10/2016	<0.08	
10/13/2016	<0.08	
12/5/2016	<0.08	
2/13/2017	<0.08	
4/10/2017	<0.08	
6/23/2017	<0.08	
10/11/2017	<0.08	
3/26/2018	<0.08	
10/4/2018	<0.08	
3/27/2019	<0.08	
9/12/2019	<0.08	
3/19/2020	<0.08	
9/11/2020	<0.08	
4/5/2021	<0.08	
8/13/2021	<0.08	
2/15/2022	<0.08	
8/31/2022	<0.08	
2/28/2023		0.08
8/3/2023		<0.08

Prediction Limit

Constituent: Boron (mg/L) Analysis Run 9/29/2023 6:57 PM View: Appendix III - IntraWell
Plant Scherer Client: Southern Company Data: Scherer PAC-CCR

	GWC-52	GWC-52
4/11/2016	<0.08	
6/16/2016	<0.08	
8/11/2016	<0.08	
10/13/2016	<0.08	
12/5/2016	<0.08	
2/13/2017	<0.08	
4/11/2017	<0.08	
6/24/2017	<0.08	
10/11/2017	<0.08	
3/26/2018	<0.08	
10/4/2018	<0.08	
3/28/2019	<0.08	
9/12/2019	<0.08	
3/19/2020	<0.08	
9/11/2020	<0.08	
4/5/2021	<0.08	
8/17/2021	<0.08	
2/14/2022	<0.08	
8/31/2022	<0.08	
3/1/2023		<0.08
8/3/2023		<0.08

Prediction Limit

Constituent: Boron (mg/L) Analysis Run 9/29/2023 6:57 PM View: Appendix III - IntraWell
Plant Scherer Client: Southern Company Data: Scherer PAC-CCR

	GWC-53	GWC-53
4/8/2016	0.824	
6/16/2016	0.8 (J)	
8/11/2016	0.97	
10/13/2016	0.94	
12/6/2016	1	
2/13/2017	0.97	
4/11/2017	0.88	
6/24/2017	0.87	
10/11/2017	1.1	
3/26/2018	0.91	
10/4/2018	0.92	
3/28/2019	0.97	
9/12/2019	0.94	
3/19/2020	1	
9/11/2020	0.97	
4/6/2021	0.97	
8/13/2021	0.94	
2/14/2022	1	
8/31/2022	1	
2/28/2023		0.91
8/3/2023		0.97

Prediction Limit

Constituent: Calcium (mg/L) Analysis Run 9/29/2023 6:57 PM View: Appendix III - IntraWell
Plant Scherer Client: Southern Company Data: Scherer PAC-CCR

	GWA-21	GWA-21
4/6/2016	9.27	
6/14/2016	8.2	
8/10/2016	6.9	
10/11/2016	7.6	
12/2/2016	7.4	
2/10/2017	11	
4/10/2017	9.7	
6/23/2017	9.2	
10/9/2017	9.4	
3/26/2018	9.3	
10/3/2018	7.8	
3/27/2019	9.5	
9/12/2019	8.8	
3/19/2020	11	
9/10/2020	8.2	
4/2/2021	9.2	
8/12/2021	7.2	
2/14/2022	8	
8/26/2022	6.8	
2/28/2023		8.1
8/2/2023		6.4

Prediction Limit

Constituent: Calcium (mg/L) Analysis Run 9/29/2023 6:57 PM View: Appendix III - IntraWell
Plant Scherer Client: Southern Company Data: Scherer PAC-CCR

	GWA-22	GWA-22
4/8/2016	8.6	
6/14/2016	6.8	
8/9/2016	6.2	
10/11/2016	6.2	
12/5/2016	5.5	
2/10/2017	7.8	
4/7/2017	7.3	
6/26/2017	6.8	
10/9/2017	5.8	
3/26/2018	8.7	
10/3/2018	6.1	
3/27/2019	7.1	
9/12/2019	6.1	
3/19/2020	9.7	
9/10/2020	5.9	
4/2/2021	9	
8/12/2021	6	
2/15/2022	9.6	
8/26/2022	7.8	
2/28/2023		11
8/3/2023		9.6

Prediction Limit

Constituent: Calcium (mg/L) Analysis Run 9/29/2023 6:57 PM View: Appendix III - IntraWell
Plant Scherer Client: Southern Company Data: Scherer PAC-CCR

	GWA-45	GWA-45
4/7/2016	38.4	
6/14/2016	32.9	
8/9/2016	29	
10/10/2016	33	
12/2/2016	33	
2/9/2017	42	
4/7/2017	35	
6/22/2017	38	
10/10/2017	40	
3/22/2018	39 (D)	
10/3/2018	41	
3/27/2019	39	
9/12/2019	36	
3/19/2020	45	
9/11/2020	30	
4/2/2021	29	
8/12/2021	26	
2/14/2022	26	
8/31/2022	23	
2/28/2023		23
8/3/2023		23

Prediction Limit

Constituent: Calcium (mg/L) Analysis Run 9/29/2023 6:57 PM View: Appendix III - IntraWell
Plant Scherer Client: Southern Company Data: Scherer PAC-CCR

	GWA-46	GWA-46
4/7/2016	6.57	
6/14/2016	5.5	
8/9/2016	4.6	
10/10/2016	5.3	
12/2/2016	5.1	
2/10/2017	5.8	
4/7/2017	5.2	
6/23/2017	5.7	
10/10/2017	5.8	
3/23/2018	6.6	
10/4/2018	5.4	
3/27/2019	6.1	
9/12/2019	5.7	
3/19/2020	6.7	
9/11/2020	5.5	
4/5/2021	7	
8/12/2021	6.1	
2/14/2022	5.9	
8/31/2022	5.7	
2/28/2023		6.6
8/3/2023		6.4

Prediction Limit

Constituent: Calcium (mg/L) Analysis Run 9/29/2023 6:57 PM View: Appendix III - IntraWell
Plant Scherer Client: Southern Company Data: Scherer PAC-CCR

	GWA-47	GWA-47
4/8/2016	10.7	
6/14/2016	11.3	
8/9/2016	9.6	
10/11/2016	11	
12/5/2016	10	
2/10/2017	11	
4/7/2017	10	
6/22/2017	11	
10/10/2017	11	
3/22/2018	11	
10/5/2018	11	
3/27/2019	11	
9/12/2019	12	
3/20/2020	12	
9/11/2020	11	
4/5/2021	13	
8/13/2021	11	
2/14/2022	11	
8/31/2022	12	
2/28/2023		13
8/3/2023		13

Prediction Limit

Constituent: Calcium (mg/L) Analysis Run 9/29/2023 6:57 PM View: Appendix III - IntraWell
Plant Scherer Client: Southern Company Data: Scherer PAC-CCR

	GWA-48	GWA-48
4/7/2016	12.6	
6/17/2016	12.4	
8/10/2016	11	
10/14/2016	13	
12/19/2016	11	
2/13/2017	13	
4/7/2017	12	
6/22/2017	13	
10/10/2017	13	
3/23/2018	13	
10/3/2018	12	
3/27/2019	13	
9/12/2019	13	
3/19/2020	14	
9/11/2020	12	
4/5/2021	13	
8/12/2021	12	
2/14/2022	11	
8/31/2022	12	
2/28/2023		13
8/3/2023		12

Prediction Limit

Constituent: Calcium (mg/L) Analysis Run 9/29/2023 6:57 PM View: Appendix III - IntraWell
Plant Scherer Client: Southern Company Data: Scherer PAC-CCR

	GWA-49	GWA-49
4/7/2016	15.3	
6/14/2016	14.2	
8/9/2016	13	
10/11/2016	14	
12/2/2016	13	
2/9/2017	14	
4/7/2017	14	
6/22/2017	14	
10/10/2017	15	
3/22/2018	14	
10/3/2018	14	
3/27/2019	15	
9/12/2019	14	
3/19/2020	15	
9/10/2020	14	
4/6/2021	16	
8/12/2021	14	
2/14/2022	13	
8/30/2022	14	
3/1/2023		15
8/3/2023		15

Prediction Limit

Constituent: Calcium (mg/L) Analysis Run 9/29/2023 6:57 PM View: Appendix III - IntraWell
Plant Scherer Client: Southern Company Data: Scherer PAC-CCR

	GWC-29	GWC-29
4/11/2016	9.7	
6/15/2016	9.5	
8/10/2016	8.5	
10/11/2016	9.3	
12/5/2016	9	
2/13/2017	9.2	
4/10/2017	9.2	
6/23/2017	9.8	
10/10/2017	10	
3/26/2018	11	
10/4/2018	10	
3/28/2019	11	
9/12/2019	12	
3/19/2020	16	
9/10/2020	15	
4/6/2021	17	
8/13/2021	15	
2/14/2022	16	
8/31/2022	17	
3/1/2023		19
8/3/2023		18

Prediction Limit

Constituent: Calcium (mg/L) Analysis Run 9/29/2023 6:57 PM View: Appendix III - IntraWell
Plant Scherer Client: Southern Company Data: Scherer PAC-CCR

	GWC-50	GWC-50
4/11/2016	7.04	
6/15/2016	7.4	
8/10/2016	6.7	
10/11/2016	6.9	
12/2/2016	6.5	
2/13/2017	7.9	
4/7/2017	6.5	
6/22/2017	6.8	
10/10/2017	7.3	
3/23/2018	7.5	
10/4/2018	6.7	
3/28/2019	7.2	
9/12/2019	7.5	
3/19/2020	7.9	
9/10/2020	7.5	
4/6/2021	7.7	
8/13/2021	7.2	
2/14/2022	6.5	
8/31/2022	7.1	
3/1/2023		20
8/3/2023		8

Prediction Limit

Constituent: Calcium (mg/L) Analysis Run 9/29/2023 6:57 PM View: Appendix III - IntraWell
Plant Scherer Client: Southern Company Data: Scherer PAC-CCR

	GWC-51	GWC-51
4/11/2016	6.9	
6/16/2016	7.6	
8/10/2016	5.7	
10/13/2016	6.7	
12/5/2016	6.4	
2/13/2017	6.2	
4/10/2017	6.2	
6/23/2017	6.6	
10/11/2017	6.9	
3/26/2018	7	
10/4/2018	6.4	
3/27/2019	7	
9/12/2019	7.1	
3/19/2020	7.1	
9/11/2020	7	
4/5/2021	8	
8/13/2021	7	
2/15/2022	6.4	
8/31/2022	7.2	
2/28/2023		7.6
8/3/2023		8.2

Prediction Limit

Constituent: Calcium (mg/L) Analysis Run 9/29/2023 6:57 PM View: Appendix III - IntraWell
Plant Scherer Client: Southern Company Data: Scherer PAC-CCR

	GWC-52	GWC-52
4/11/2016	12.8	
6/16/2016	14.3	
8/11/2016	11	
10/13/2016	13	
12/5/2016	12	
2/13/2017	13	
4/11/2017	13	
6/24/2017	13	
10/11/2017	15	
3/26/2018	15	
10/4/2018	14	
3/28/2019	15	
9/12/2019	17	
3/19/2020	19	
9/11/2020	18	
4/5/2021	21	
8/17/2021	22	
2/14/2022	18	
8/31/2022	21	
3/1/2023		25
8/3/2023		24

Prediction Limit

Constituent: Calcium (mg/L) Analysis Run 9/29/2023 6:57 PM View: Appendix III - IntraWell
Plant Scherer Client: Southern Company Data: Scherer PAC-CCR

	GWC-53	GWC-53
4/8/2016	17.5	
6/16/2016	18.4	
8/11/2016	13	
10/13/2016	15	
12/6/2016	15	
2/13/2017	16	
4/11/2017	17	
6/24/2017	17	
10/11/2017	19	
3/26/2018	19	
10/4/2018	17	
3/28/2019	18	
9/12/2019	18	
3/19/2020	19	
9/11/2020	19	
4/6/2021	19	
8/13/2021	17	
2/14/2022	16	
8/31/2022	17	
2/28/2023		18
8/3/2023		18

Prediction Limit

Constituent: Chloride (mg/L) Analysis Run 9/29/2023 6:57 PM View: Appendix III - IntraWell
Plant Scherer Client: Southern Company Data: Scherer PAC-CCR

	GWA-21	GWA-21
4/6/2016	3.034	
6/14/2016	3.1	
8/10/2016	2.7	
10/11/2016	2.7	
12/2/2016	2.5	
2/10/2017	3.4	
4/10/2017	3.6	
6/23/2017	3.2	
10/9/2017	3.5	
3/26/2018	3.8	
10/3/2018	4	
3/27/2019	2.9	
9/12/2019	3.4	
3/19/2020	3.9	
9/10/2020	3.7	
4/2/2021	3.7	
8/12/2021	4.1	
2/14/2022	4	
8/26/2022	3.6	
2/28/2023		3.6
8/2/2023		3.4

Prediction Limit

Constituent: Chloride (mg/L) Analysis Run 9/29/2023 6:57 PM View: Appendix III - IntraWell
Plant Scherer Client: Southern Company Data: Scherer PAC-CCR

	GWA-22	GWA-22
4/8/2016	2.1	
6/14/2016	4.2	
8/9/2016	5	
10/11/2016	3.8	
12/5/2016	3.6	
2/10/2017	2.2	
4/7/2017	2.2	
6/26/2017	3.4	
10/9/2017	3.4	
3/26/2018	1.9 (D)	
10/3/2018	2.9	
3/27/2019	2	
9/12/2019	2.5	
3/19/2020	2.2	
9/10/2020	2.5	
4/2/2021	1.8	
8/12/2021	2.7	
2/15/2022	1.8	
8/26/2022	2	
2/28/2023		1.8
8/3/2023		1.8

Prediction Limit

Constituent: Chloride (mg/L) Analysis Run 9/29/2023 6:57 PM View: Appendix III - IntraWell
Plant Scherer Client: Southern Company Data: Scherer PAC-CCR

	GWA-45	GWA-45
4/7/2016	8.05	
6/14/2016	9.3	
8/9/2016	10	
10/10/2016	10	
12/2/2016	10	
2/9/2017	9.4	
4/7/2017	9.9	
6/22/2017	9.7	
10/10/2017	9.8	
3/22/2018	9.7 (D)	
10/3/2018	10	
3/27/2019	9.6	
9/12/2019	10	
3/19/2020	9.9	
9/11/2020	12	
4/2/2021	13	
8/12/2021	13	
2/14/2022	10	
8/31/2022	13	
2/28/2023		13
8/3/2023		13

Prediction Limit

Constituent: Chloride (mg/L) Analysis Run 9/29/2023 6:57 PM View: Appendix III - IntraWell
Plant Scherer Client: Southern Company Data: Scherer PAC-CCR

	GWA-46	GWA-46
4/7/2016	2.914	
6/14/2016	3.1	
8/9/2016	3.2	
10/10/2016	3	
12/2/2016	3	
2/10/2017	2.7	
4/7/2017	2.9	
6/23/2017	3.3	
10/10/2017	3.5	
3/23/2018	3.6	
10/4/2018	3.9	
3/27/2019	3.7	
9/12/2019	4.3	
3/19/2020	4.5	
9/11/2020	4.7	
4/5/2021	5.3	
8/12/2021	5.5	
2/14/2022	5	
8/31/2022	5.1	
2/28/2023		5.2
8/3/2023		5.2

Prediction Limit

Constituent: Chloride (mg/L) Analysis Run 9/29/2023 6:57 PM View: Appendix III - IntraWell
Plant Scherer Client: Southern Company Data: Scherer PAC-CCR

	GWA-47	GWA-47
4/8/2016	1.57	
6/14/2016	1.7	
8/9/2016	1.5	
10/11/2016	1.6	
12/5/2016	1.5	
2/10/2017	1.5	
4/7/2017	1.4	
6/22/2017	1.4	
10/10/2017	1.4	
3/22/2018	1.3	
10/5/2018	1.4	
3/27/2019	1.2	
9/12/2019	1.4	
3/20/2020	1.7	
9/11/2020	1.6	
4/5/2021	1.8	
8/13/2021	1.8	
2/14/2022	1.5	
8/31/2022	1.5	
2/28/2023		1.7
8/3/2023		1.6

Prediction Limit

Constituent: Chloride (mg/L) Analysis Run 9/29/2023 6:57 PM View: Appendix III - IntraWell
Plant Scherer Client: Southern Company Data: Scherer PAC-CCR

	GWA-48	GWA-48
4/7/2016	1.842	
6/17/2016	1.9	
8/10/2016	1.8	
10/14/2016	1.7	
12/19/2016	2.7 (O)	
2/13/2017	1.8	
4/7/2017	1.7	
6/22/2017	1.7	
10/10/2017	1.6	
3/23/2018	1.6	
10/3/2018	1.6	
3/27/2019	1.5	
9/12/2019	1.7	
3/19/2020	1.9	
9/11/2020	1.8	
4/5/2021	2	
8/12/2021	1.8	
2/14/2022	1.8	
8/31/2022	1.6	
2/28/2023		1.8
8/3/2023		1.7

Prediction Limit

Constituent: Chloride (mg/L) Analysis Run 9/29/2023 6:57 PM View: Appendix III - IntraWell
Plant Scherer Client: Southern Company Data: Scherer PAC-CCR

	GWA-49	GWA-49
4/7/2016	2.285	
6/14/2016	2.3	
8/9/2016	2.3	
10/11/2016	2.1	
12/2/2016	2	
2/9/2017	2.1	
4/7/2017	2	
6/22/2017	2	
10/10/2017	2	
3/22/2018	1.9	
10/3/2018	2	
3/27/2019	1.9	
9/12/2019	1.9	
3/19/2020	2.2	
9/10/2020	2.1	
4/6/2021	2.1	
8/12/2021	2.2	
2/14/2022	2	
8/30/2022	2.2	
3/1/2023		2.1
8/3/2023		1.9

Prediction Limit

Constituent: Chloride (mg/L) Analysis Run 9/29/2023 6:57 PM View: Appendix III - IntraWell
Plant Scherer Client: Southern Company Data: Scherer PAC-CCR

	GWC-29	GWC-29
4/11/2016	1.57 (O)	
6/15/2016	3.9	
8/10/2016	4	
10/11/2016	3.7	
12/5/2016	3.6	
2/13/2017	3.4	
4/10/2017	3.5	
6/23/2017	3.4	
10/10/2017	3.3	
3/26/2018	3.1	
10/4/2018	3.1	
3/28/2019	2.8	
9/12/2019	3	
3/19/2020	3.4	
9/10/2020	3.3	
4/6/2021	3.3	
8/13/2021	3.7	
2/14/2022	3.8	
8/31/2022	3.5	
3/1/2023		3.9
8/3/2023		3.3

Prediction Limit

Constituent: Chloride (mg/L) Analysis Run 9/29/2023 6:57 PM View: Appendix III - IntraWell
Plant Scherer Client: Southern Company Data: Scherer PAC-CCR

	GWC-50	GWC-50
4/11/2016	2.09	
6/15/2016	2.1	
8/10/2016	2	
10/11/2016	1.9	
12/2/2016	1.9	
2/13/2017	1.9	
4/7/2017	2	
6/22/2017	1.9	
10/10/2017	1.9	
3/23/2018	1.9	
10/4/2018	1.9	
3/28/2019	1.8	
9/12/2019	1.8	
3/19/2020	2.1	
9/10/2020	2.1	
4/6/2021	1.9	
8/13/2021	2.1	
2/14/2022	1.9	
8/31/2022	1.6	
3/1/2023		14
5/2/2023		1.7 (R)
8/3/2023		1.6

Prediction Limit

Constituent: Chloride (mg/L) Analysis Run 9/29/2023 6:57 PM View: Appendix III - IntraWell
Plant Scherer Client: Southern Company Data: Scherer PAC-CCR

	GWC-51	GWC-51
4/11/2016	2.09 (O)	
6/16/2016	6.3	
8/10/2016	6.9	
10/13/2016	6.5	
12/5/2016	6.6	
2/13/2017	6.7	
4/10/2017	6.7	
6/23/2017	6.6	
10/11/2017	6.5	
3/26/2018	6.6	
10/4/2018	6.9	
3/27/2019	7	
9/12/2019	6.8	
3/19/2020	7.3	
9/11/2020	7.7	
4/5/2021	7.8	
8/13/2021	8	
2/15/2022	7.6	
8/31/2022	7.7	
2/28/2023		7.9
8/3/2023		7.8

Prediction Limit

Constituent: Chloride (mg/L) Analysis Run 9/29/2023 6:57 PM View: Appendix III - IntraWell
Plant Scherer Client: Southern Company Data: Scherer PAC-CCR

	GWC-52	GWC-52
4/11/2016	<0.25 (O)	
6/16/2016	7.4	
8/11/2016	8.3	
10/13/2016	7.8	
12/5/2016	8.1	
2/13/2017	8	
4/11/2017	7.6	
6/24/2017	8.3	
10/11/2017	7.9	
3/26/2018	7.8	
10/4/2018	8.1	
3/28/2019	7.5	
9/12/2019	7.7	
3/19/2020	8.2	
9/11/2020	7.9	
4/5/2021	8.2	
8/17/2021	8.3	
2/14/2022	7.6	
8/31/2022	7.6	
3/1/2023		8
8/3/2023		7.6

Prediction Limit

Constituent: Chloride (mg/L) Analysis Run 9/29/2023 6:57 PM View: Appendix III - IntraWell
Plant Scherer Client: Southern Company Data: Scherer PAC-CCR

	GWC-53	GWC-53
4/8/2016	10.065	
6/16/2016	9.4	
8/11/2016	10	
10/13/2016	9.9	
12/6/2016	10	
2/13/2017	10	
4/11/2017	10	
6/24/2017	10	
10/11/2017	10	
3/26/2018	11	
10/4/2018	12	
3/28/2019	12	
9/12/2019	11	
3/19/2020	13	
9/11/2020	12	
4/6/2021	13	
8/13/2021	13	
2/14/2022	12	
8/31/2022	13	
2/28/2023		13
8/3/2023		14

Prediction Limit

Constituent: Fluoride (mg/L) Analysis Run 9/29/2023 6:57 PM View: Appendix III - IntraWell
Plant Scherer Client: Southern Company Data: Scherer PAC-CCR

	GWA-21	GWA-21
4/6/2016	0.035 (J)	
6/14/2016	<0.082	
8/10/2016	<0.082	
10/11/2016	<0.082	
12/2/2016	<0.082	
2/10/2017	<0.082	
4/10/2017	<0.082	
6/23/2017	<0.082	
10/9/2017	<0.082	
3/26/2018	<0.082	
10/3/2018	<0.082	
3/27/2019	0.035 (J)	
9/12/2019	0.04 (J)	
3/19/2020	0.059 (J)	
9/10/2020	0.044 (J)	
4/2/2021	0.028 (J)	
8/12/2021	0.04 (J)	
2/14/2022	0.058 (J)	
8/26/2022	0.092 (J)	
2/28/2023		0.076 (J)
8/2/2023		0.044 (J)

Prediction Limit

Constituent: Fluoride (mg/L) Analysis Run 9/29/2023 6:57 PM View: Appendix III - IntraWell
Plant Scherer Client: Southern Company Data: Scherer PAC-CCR

	GWA-22	GWA-22
4/8/2016	<0.082	
6/14/2016	<0.082	
8/9/2016	<0.082	
10/11/2016	<0.082	
12/5/2016	<0.082	
2/10/2017	<0.082	
4/7/2017	<0.082	
6/26/2017	<0.082	
10/9/2017	<0.082	
3/26/2018	<0.082 (D)	
10/3/2018	<0.082	
3/27/2019	0.036 (J)	
9/12/2019	0.043 (J)	
3/19/2020	0.054 (J)	
9/10/2020	0.034 (J)	
4/2/2021	0.032 (J)	
8/12/2021	0.028 (J)	
2/15/2022	0.088 (J)	
8/26/2022	0.028 (J)	
2/28/2023		0.071 (J)
8/3/2023		0.042 (J)

Prediction Limit

Constituent: Fluoride (mg/L) Analysis Run 9/29/2023 6:57 PM View: Appendix III - IntraWell
Plant Scherer Client: Southern Company Data: Scherer PAC-CCR

	GWA-45	GWA-45
4/7/2016	0.035 (J)	
6/14/2016	<0.1	
8/9/2016	<0.1	
10/10/2016	<0.1	
12/2/2016	<0.1	
2/9/2017	<0.1	
4/7/2017	<0.1	
6/22/2017	<0.1	
10/10/2017	<0.1	
3/22/2018	<0.1 (D)	
10/3/2018	<0.1	
3/27/2019	<0.1	
9/12/2019	0.026 (J)	
3/19/2020	0.041 (J)	
9/11/2020	<0.1	
4/2/2021	<0.1	
8/12/2021	<0.1	
2/14/2022	0.052 (J)	
8/31/2022	0.033 (J)	
2/28/2023		0.069 (J)
8/3/2023		<0.1

Prediction Limit

Constituent: Fluoride (mg/L) Analysis Run 9/29/2023 6:57 PM View: Appendix III - IntraWell
Plant Scherer Client: Southern Company Data: Scherer PAC-CCR

	GWA-46	GWA-46
4/7/2016	0.024 (J)	
6/14/2016	<0.1	
8/9/2016	<0.1	
10/10/2016	<0.1	
12/2/2016	<0.1	
2/10/2017	<0.1	
4/7/2017	<0.1	
6/23/2017	<0.1	
10/10/2017	<0.1	
3/23/2018	<0.1	
10/4/2018	<0.1	
3/27/2019	0.033 (J)	
9/12/2019	<0.1	
3/19/2020	<0.1	
9/11/2020	<0.1	
4/5/2021	0.039 (J)	
8/12/2021	0.11	
2/14/2022	0.05 (J)	
8/31/2022	0.033 (J)	
2/28/2023		0.05 (J)
8/3/2023		<0.1

Prediction Limit

Constituent: Fluoride (mg/L) Analysis Run 9/29/2023 6:57 PM View: Appendix III - IntraWell
Plant Scherer Client: Southern Company Data: Scherer PAC-CCR

	GWA-47	GWA-47
4/8/2016	<0.1	
6/14/2016	<0.1	
8/9/2016	<0.1	
10/11/2016	<0.1	
12/5/2016	<0.1	
2/10/2017	<0.1	
4/7/2017	<0.1	
6/22/2017	<0.1	
10/10/2017	<0.1	
3/22/2018	<0.1	
10/5/2018	<0.1	
3/27/2019	0.041 (J)	
9/12/2019	0.041 (J)	
3/20/2020	<0.1	
9/11/2020	0.034 (J)	
4/5/2021	0.038 (J)	
8/13/2021	0.09 (J)	
2/14/2022	0.068 (J)	
8/31/2022	0.056 (J)	
2/28/2023		0.059 (J)
8/3/2023		0.047 (J)

Prediction Limit

Constituent: Fluoride (mg/L) Analysis Run 9/29/2023 6:57 PM View: Appendix III - IntraWell
Plant Scherer Client: Southern Company Data: Scherer PAC-CCR

	GWA-48	GWA-48
4/7/2016	0.044 (J)	
6/17/2016	<0.082	
8/10/2016	<0.082	
10/14/2016	<0.082	
12/19/2016	0.1 (J)	
2/13/2017	<0.082	
4/7/2017	<0.082	
6/22/2017	<0.082	
10/10/2017	<0.082	
3/23/2018	<0.082	
10/3/2018	<0.082	
3/27/2019	0.04 (J)	
9/12/2019	0.044 (J)	
3/19/2020	0.049 (J)	
9/11/2020	0.035 (J)	
4/5/2021	0.031 (J)	
8/12/2021	0.052 (J)	
2/14/2022	0.056 (J)	
8/31/2022	0.053 (J)	
2/28/2023		0.079 (J)
8/3/2023		0.045 (J)

Prediction Limit

Constituent: Fluoride (mg/L) Analysis Run 9/29/2023 6:57 PM View: Appendix III - IntraWell
Plant Scherer Client: Southern Company Data: Scherer PAC-CCR

	GWA-49	GWA-49
4/7/2016	0.041 (J)	
6/14/2016	<0.082	
8/9/2016	<0.082	
10/11/2016	<0.082	
12/2/2016	<0.082	
2/9/2017	<0.082	
4/7/2017	<0.082	
6/22/2017	<0.082	
10/10/2017	<0.082	
3/22/2018	<0.082	
10/3/2018	<0.082	
3/27/2019	0.037 (J)	
9/12/2019	0.042 (J)	
3/19/2020	0.044 (J)	
9/10/2020	0.036 (J)	
4/6/2021	0.03 (J)	
8/12/2021	0.058 (J)	
2/14/2022	0.07 (J)	
8/30/2022	0.044 (J)	
3/1/2023		0.036 (J)
8/3/2023		0.044 (J)

Prediction Limit

Constituent: Fluoride (mg/L) Analysis Run 9/29/2023 6:57 PM View: Appendix III - IntraWell
Plant Scherer Client: Southern Company Data: Scherer PAC-CCR

	GWC-29	GWC-29
4/11/2016	0.033 (J)	
6/15/2016	<0.082	
8/10/2016	<0.082	
10/11/2016	<0.082	
12/5/2016	<0.082	
2/13/2017	<0.082	
4/10/2017	<0.082	
6/23/2017	<0.082	
10/10/2017	<0.082	
3/26/2018	<0.082	
10/4/2018	<0.082	
3/28/2019	0.033 (J)	
9/12/2019	0.042 (J)	
3/19/2020	0.042 (J)	
9/10/2020	0.04 (J)	
4/6/2021	0.031 (J)	
8/13/2021	0.065 (J)	
2/14/2022	0.074 (J)	
8/31/2022	0.082 (J)	
3/1/2023		0.042 (J)
8/3/2023		0.06 (J)

Prediction Limit

Constituent: Fluoride (mg/L) Analysis Run 9/29/2023 6:57 PM View: Appendix III - IntraWell
Plant Scherer Client: Southern Company Data: Scherer PAC-CCR

	GWC-50	GWC-50
4/11/2016	0.027 (J)	
6/15/2016	<0.1	
8/10/2016	<0.1	
10/11/2016	<0.1	
12/2/2016	<0.1	
2/13/2017	<0.1	
4/7/2017	<0.1	
6/22/2017	<0.1	
10/10/2017	<0.1	
3/23/2018	<0.1	
10/4/2018	<0.1	
3/28/2019	0.042 (J)	
9/12/2019	0.028 (J)	
3/19/2020	0.039 (J)	
9/10/2020	<0.1	
4/6/2021	<0.1	
8/13/2021	0.048 (J)	
2/14/2022	0.057 (J)	
8/31/2022	0.065 (J)	
3/1/2023		0.029 (J)
8/3/2023		<0.1

Prediction Limit

Constituent: Fluoride (mg/L) Analysis Run 9/29/2023 6:57 PM View: Appendix III - IntraWell
Plant Scherer Client: Southern Company Data: Scherer PAC-CCR

	GWC-51	GWC-51
4/11/2016	0.027 (J)	
6/16/2016	<0.1	
8/10/2016	<0.1	
10/13/2016	<0.1	
12/5/2016	<0.1	
2/13/2017	<0.1	
4/10/2017	<0.1	
6/23/2017	<0.1	
10/11/2017	<0.1	
3/26/2018	<0.1	
10/4/2018	<0.1	
3/27/2019	<0.1	
9/12/2019	0.028 (J)	
3/19/2020	0.037 (J)	
9/11/2020	0.049 (J)	
4/5/2021	<0.1	
8/13/2021	0.043 (J)	
2/15/2022	0.06 (J)	
8/31/2022	0.066 (J)	
2/28/2023		0.074 (J)
8/3/2023		<0.1

Prediction Limit

Constituent: Fluoride (mg/L) Analysis Run 9/29/2023 6:57 PM View: Appendix III - IntraWell
Plant Scherer Client: Southern Company Data: Scherer PAC-CCR

	GWC-52	GWC-52
4/11/2016	<0.082	
6/16/2016	<0.082	
8/11/2016	<0.082	
10/13/2016	<0.082	
12/5/2016	<0.082	
2/13/2017	<0.082	
4/11/2017	<0.082	
6/24/2017	<0.082	
10/11/2017	<0.082	
3/26/2018	<0.082	
10/4/2018	<0.082	
3/28/2019	0.039 (J)	
9/12/2019	0.042 (J)	
3/19/2020	0.053 (J)	
9/11/2020	0.041 (J)	
4/5/2021	0.05 (J)	
8/17/2021	0.094 (J)	
2/14/2022	0.055 (J)	
8/31/2022	0.053 (J)	
3/1/2023		0.066 (J)
8/3/2023		0.046 (J)

Prediction Limit

Constituent: Fluoride (mg/L) Analysis Run 9/29/2023 6:57 PM View: Appendix III - IntraWell
Plant Scherer Client: Southern Company Data: Scherer PAC-CCR

	GWC-53	GWC-53
4/8/2016	<0.1	
6/16/2016	<0.1	
8/11/2016	<0.1	
10/13/2016	<0.1	
12/6/2016	<0.1	
2/13/2017	<0.1	
4/11/2017	<0.1	
6/24/2017	<0.1	
10/11/2017	<0.1	
3/26/2018	<0.1	
10/4/2018	<0.1	
3/28/2019	<0.1	
9/12/2019	<0.1	
3/19/2020	<0.1	
9/11/2020	<0.1	
4/6/2021	<0.1	
8/13/2021	0.034 (J)	
2/14/2022	0.041 (J)	
8/31/2022	0.055 (J)	
2/28/2023		0.031 (J)
8/3/2023		<0.1

Prediction Limit

Constituent: pH (S.U.) Analysis Run 9/29/2023 6:57 PM View: Appendix III - Intrawell
Plant Scherer Client: Southern Company Data: Scherer PAC-CCR

	GWA-21	GWA-21
11/8/2014	5.89	
11/13/2015	5.65	
4/6/2016	5.9 (D)	
6/14/2016	5.75	
8/10/2016	5.75	
10/11/2016	5.8	
12/2/2016	5.78	
2/10/2017	5.83	
4/10/2017	5.74	
6/26/2017	5.83	
10/9/2017	5.61	
3/26/2018	5.76	
10/3/2018	5.78	
3/27/2019	5.97	
9/12/2019	5.83	
3/19/2020	5.81	
9/10/2020	5.83	
4/2/2021	6.06	
8/12/2021	5.88	
2/14/2022	5.99	
8/26/2022	5.73 (D)	
2/28/2023		5.81
8/2/2023		5.86

Prediction Limit

Constituent: pH (S.U.) Analysis Run 9/29/2023 6:57 PM View: Appendix III - Intrawell
Plant Scherer Client: Southern Company Data: Scherer PAC-CCR

	GWA-22	GWA-22
11/8/2014	5.92	
5/21/2015	5.97	
11/13/2015	5.8	
4/8/2016	6.12	
6/14/2016	5.84	
8/9/2016	5.75	
10/11/2016	5.84	
12/5/2016	5.7	
2/10/2017	6.17	
4/7/2017	5.99	
6/26/2017	5.87	
10/9/2017	5.52	
3/26/2018	6.06	
10/3/2018	5.83	
3/27/2019	6.04	
9/12/2019	5.87	
3/19/2020	6.14	
9/10/2020	5.78	
4/2/2021	6.03	
8/12/2021	5.91	
2/15/2022	6.4	
8/26/2022	5.86 (D)	
2/28/2023		6.21
8/3/2023		6.03

Prediction Limit

Constituent: pH (S.U.) Analysis Run 9/29/2023 6:57 PM View: Appendix III - IntraWell
Plant Scherer Client: Southern Company Data: Scherer PAC-CCR

	GWA-45	GWA-45
11/7/2014	6.26	
11/13/2015	6.02	
4/7/2016	6.48	
6/14/2016	6.05	
8/9/2016	6.05	
10/10/2016	6.02	
12/2/2016	5.95	
2/9/2017	6.24	
4/7/2017	5.95	
6/22/2017	6.02	
10/10/2017	6	
3/22/2018	6.2	
10/3/2018	6.03	
3/27/2019	6.31	
9/13/2019	5.96	
3/19/2020	6.46	
9/11/2020	5.98	
4/2/2021	5.92	
8/12/2021	5.92	
2/14/2022	6.31	
8/31/2022	6.03	
10/25/2022	5.99	
11/16/2022	6.02	
2/28/2023		5.88
8/3/2023		5.93

Prediction Limit

Constituent: pH (S.U.) Analysis Run 9/29/2023 6:57 PM View: Appendix III - Intrawell
Plant Scherer Client: Southern Company Data: Scherer PAC-CCR

	GWA-46	GWA-46
11/7/2014	5.92	
11/13/2015	5.78	
4/7/2016	6.83	
6/14/2016	5.82	
8/1/2016	5.78	
10/10/2016	5.78	
12/2/2016	5.71	
2/10/2017	5.79	
4/7/2017	5.93	
6/23/2017	5.77	
10/10/2017	5.81	
3/23/2018	5.89	
10/4/2018	5.86	
3/27/2019	5.95	
9/12/2019	5.83	
3/19/2020	5.93	
9/11/2020	6.02	
4/5/2021	5.92	
6/1/2021	5.8	
8/12/2021	5.71	
2/14/2022	5.85	
8/31/2022	5.8	
10/25/2022	5.88	
11/16/2022	5.88	
2/28/2023		5.91
8/3/2023		5.841351

Prediction Limit

Constituent: pH (S.U.) Analysis Run 9/29/2023 6:57 PM View: Appendix III - Intrawell
Plant Scherer Client: Southern Company Data: Scherer PAC-CCR

	GWA-47	GWA-47
11/7/2014	6.54	
11/12/2015	6.43	
4/7/2016	6.45 (D)	
4/8/2016	6.45	
6/14/2016	6.4	
8/9/2016	6.43	
10/11/2016	6.34	
12/5/2016	6.46	
2/10/2017	6.33	
4/7/2017	6.38	
6/22/2017	6.45	
10/10/2017	6.44	
3/22/2018	6.46	
10/5/2018	6.47	
3/27/2019	6.52	
9/12/2019	6.49	
3/19/2020	6.39	
3/20/2020	6.39	
9/11/2020	6.59	
4/5/2021	6.59	
6/1/2021	6.46	
8/13/2021	6.33	
2/14/2022	6.6	
8/31/2022	6.53	
10/25/2022	6.48	
11/16/2022	6.51	
2/28/2023		6.52
8/3/2023		6.42

Prediction Limit

Constituent: pH (S.U.) Analysis Run 9/29/2023 6:57 PM View: Appendix III - Intrawell
Plant Scherer Client: Southern Company Data: Scherer PAC-CCR

	GWA-48	GWA-48
11/7/2014	6.91	
11/12/2015	6.81	
4/7/2016	6.74	
6/17/2016	6.78	
8/10/2016	6.73	
10/14/2016	6.7	
12/5/2016	6.71	
2/13/2017	6.56	
4/7/2017	6.62	
6/22/2017	6.76	
10/10/2017	6.7	
3/23/2018	6.92	
10/3/2018	6.81	
3/27/2019	6.86	
9/12/2019	6.78	
3/19/2020	6.73	
9/11/2020	6.76	
4/5/2021	6.78	
6/1/2021	6.78	
8/12/2021	6.86	
2/14/2022	6.93	
8/31/2022	6.91	
10/25/2022	6.81	
11/16/2022	6.83	
2/28/2023		6.87
8/3/2023		6.84

Prediction Limit

Constituent: pH (S.U.) Analysis Run 9/29/2023 6:57 PM View: Appendix III - Intrawell
Plant Scherer Client: Southern Company Data: Scherer PAC-CCR

	GWA-49	GWA-49
11/7/2014	6.99	
11/12/2015	7	
4/7/2016	6.85	
6/14/2016	6.83	
8/9/2016	6.77	
10/11/2016	6.83	
12/2/2016	6.79	
2/9/2017	6.65	
4/7/2017	6.75	
6/22/2017	6.85	
10/10/2017	6.84	
3/22/2018	7	
10/3/2018	6.93	
3/27/2019	6.91	
9/12/2019	6.82	
3/19/2020	6.87	
9/10/2020	6.91	
4/6/2021	6.87	
8/12/2021	6.86	
2/14/2022	7.1	
8/30/2022	7.08	
10/25/2022	6.96	
11/16/2022	6.91	
3/1/2023		6.98
8/3/2023		6.88

Prediction Limit

Constituent: pH (S.U.) Analysis Run 9/29/2023 6:57 PM View: Appendix III - Intrawell
Plant Scherer Client: Southern Company Data: Scherer PAC-CCR

	GWC-29	GWC-29
5/22/2015	5.8	
11/13/2015	5.87	
4/11/2016	5.84	
6/15/2016	5.82	
8/10/2016	5.82	
10/11/2016	5.78	
12/5/2016	5.72	
2/13/2017	5.81	
4/10/2017	5.75	
6/23/2017	5.78	
10/10/2017	5.82	
3/26/2018	5.91	
10/4/2018	5.83	
3/28/2019	5.95	
9/12/2019	5.98	
3/19/2020	5.97	
9/10/2020	6.09	
4/6/2021	6.3	
8/13/2021	6.18	
2/14/2022	6.29	
8/31/2022	6.21	
10/25/2022	6.21	
11/16/2022	6.14	
3/1/2023		6.11
8/3/2023		5.94

Prediction Limit

Constituent: pH (S.U.) Analysis Run 9/29/2023 6:57 PM View: Appendix III - IntraWell
Plant Scherer Client: Southern Company Data: Scherer PAC-CCR

	GWC-50	GWC-50
11/8/2014	5.94	
5/22/2015	5.79	
11/13/2015	5.92	
4/11/2016	5.82	
6/15/2016	5.85	
8/10/2016	5.85	
10/11/2016	5.76	
12/2/2016	5.76	
2/13/2017	5.8	
4/7/2017	5.75	
6/22/2017	5.83	
10/10/2017	5.76	
3/23/2018	5.98	
10/4/2018	5.85	
3/28/2019	5.71	
9/13/2019	5.78	
3/19/2020	5.78	
9/10/2020	5.78	
4/6/2021	5.76	
8/13/2021	5.86	
2/14/2022	5.9	
8/31/2022	5.85	
10/25/2022	5.89	
11/16/2022	5.81	
3/1/2023		5.69
5/2/2023		5.82 (R)
8/3/2023		5.89

Prediction Limit

Constituent: pH (S.U.) Analysis Run 9/29/2023 6:57 PM View: Appendix III - Intrawell
Plant Scherer Client: Southern Company Data: Scherer PAC-CCR

	GWC-51	GWC-51
11/7/2014	5.95	
5/22/2015	5.84	
5/25/2015	8.36 (o)	
11/13/2015	5.82	
4/11/2016	5.88	
6/16/2016	5.85	
8/10/2016	5.83	
10/13/2016	5.84	
12/5/2016	5.81	
2/13/2017	5.76	
4/10/2017	5.78	
6/23/2017	5.82	
10/11/2017	5.83	
3/26/2018	5.98	
10/4/2018	5.85	
3/27/2019	5.94	
9/12/2019	5.86	
3/19/2020	5.9	
9/11/2020	5.84	
4/5/2021	5.99	
6/2/2021	5.87	
8/13/2021	5.92	
2/15/2022	6.02	
8/31/2022	5.91	
10/25/2022	5.94	
11/16/2022	5.87	
2/28/2023		5.86
8/3/2023		5.86

Prediction Limit

Constituent: pH (S.U.) Analysis Run 9/29/2023 6:57 PM View: Appendix III - Intrawell
Plant Scherer Client: Southern Company Data: Scherer PAC-CCR

	GWC-52	GWC-52
11/7/2014	6.75	
5/22/2015	6.65	
5/25/2015	7.63 (o)	
11/13/2015	6.77	
4/11/2016	6.64	
6/16/2016	6.6	
8/11/2016	6.61	
10/13/2016	6.64	
12/5/2016	6.63	
2/13/2017	6.59	
4/11/2017	6.53	
6/26/2017	6.6	
10/11/2017	6.61	
3/26/2018	6.77	
10/4/2018	6.67	
3/28/2019	6.71	
9/12/2019	6.68	
3/19/2020	6.64	
9/11/2020	6.64	
4/5/2021	6.68	
6/2/2021	6.6	
8/17/2021	6.63	
2/14/2022	6.79	
8/31/2022	6.74	
10/25/2022	6.65	
11/16/2022	6.65	
3/1/2023		6.59
8/3/2023		6.63

Prediction Limit

Constituent: pH (S.U.) Analysis Run 9/29/2023 6:57 PM View: Appendix III - Intrawell
Plant Scherer Client: Southern Company Data: Scherer PAC-CCR

	GWC-53	GWC-53
11/7/2014	5.67	
5/25/2015	7.725 (oD)	
11/13/2015	5.52	
4/8/2016	5.63	
6/16/2016	5.56	
8/11/2016	5.56	
10/13/2016	5.61	
12/6/2016	5.48	
2/13/2017	5.57	
4/11/2017	5.52	
6/26/2017	5.56	
10/11/2017	5.51	
3/26/2018	5.78	
10/4/2018	5.56	
3/28/2019	5.67	
9/13/2019	5.55	
3/19/2020	5.65	
9/11/2020	5.69	
4/6/2021	5.67	
8/13/2021	5.47	
2/14/2022	5.65	
8/31/2022	5.59	
10/25/2022	5.64	
11/16/2022	5.65	
2/28/2023		5.66
8/3/2023		5.56

Prediction Limit

Constituent: Sulfate (mg/L) Analysis Run 9/29/2023 6:57 PM View: Appendix III - Intrawell
Plant Scherer Client: Southern Company Data: Scherer PAC-CCR

	GWA-21	GWA-21
4/6/2016	0.813 (J)	
6/14/2016	<1.1	
8/10/2016	0.9 (J)	
10/11/2016	0.99 (J)	
12/2/2016	0.99 (J)	
2/10/2017	1.4	
4/10/2017	1.6	
6/23/2017	1.8	
10/9/2017	2.5	
3/26/2018	2.3	
10/3/2018	1.9	
3/27/2019	0.81 (J)	
9/12/2019	1.3	
3/19/2020	0.92 (J)	
9/10/2020	1.3	
4/2/2021	0.99 (J)	
8/12/2021	1.8	
2/14/2022	1	
8/26/2022	2.7	
2/28/2023		2.7
8/2/2023		1.4

Prediction Limit

Constituent: Sulfate (mg/L) Analysis Run 9/29/2023 6:57 PM View: Appendix III - Intrawell
Plant Scherer Client: Southern Company Data: Scherer PAC-CCR

	GWA-22	GWA-22
4/8/2016	<1	
6/14/2016	<1	
8/9/2016	<1	
10/11/2016	<1	
12/5/2016	<1	
2/10/2017	<1	
4/7/2017	<1	
6/26/2017	<1	
10/9/2017	<1	
3/26/2018	<1 (D)	
10/3/2018	<1	
3/27/2019	<1	
9/12/2019	0.38 (J)	
3/19/2020	<1	
9/10/2020	<1	
4/2/2021	<1	
8/12/2021	<1	
2/15/2022	0.87 (J)	
8/26/2022	<1	
2/28/2023		1.7
8/3/2023		<1

Prediction Limit

Constituent: Sulfate (mg/L) Analysis Run 9/29/2023 6:57 PM View: Appendix III - Intrawell
Plant Scherer Client: Southern Company Data: Scherer PAC-CCR

	GWA-45	GWA-45
4/7/2016	107.095	
6/14/2016	160	
8/9/2016	130	
10/10/2016	140	
12/2/2016	150	
2/9/2017	150	
4/7/2017	140	
6/22/2017	160	
10/10/2017	160	
3/22/2018	150 (D)	
10/3/2018	140	
3/27/2019	140	
9/12/2019	170	
3/19/2020	150	
9/11/2020	170	
4/2/2021	180	
8/12/2021	180	
2/14/2022	130	
8/31/2022	170	
2/28/2023		170
8/3/2023		170

Prediction Limit

Constituent: Sulfate (mg/L) Analysis Run 9/29/2023 6:57 PM View: Appendix III - Intrawell
Plant Scherer Client: Southern Company Data: Scherer PAC-CCR

	GWA-46	GWA-46
4/7/2016	0.594 (J)	
6/14/2016	<1	
8/9/2016	<1	
10/10/2016	<1	
12/2/2016	<1	
2/10/2017	<1	
4/7/2017	<1	
6/23/2017	<1	
10/10/2017	<1	
3/23/2018	<1	
10/4/2018	<1	
3/27/2019	0.52 (J)	
9/12/2019	0.61 (J)	
3/19/2020	0.39 (J)	
9/11/2020	0.99 (J)	
4/5/2021	<1	
8/12/2021	1	
2/14/2022	<1	
8/31/2022	1.1	
2/28/2023		1.7
8/3/2023		0.49 (J)

Prediction Limit

Constituent: Sulfate (mg/L) Analysis Run 9/29/2023 6:57 PM View: Appendix III - Intrawell
Plant Scherer Client: Southern Company Data: Scherer PAC-CCR

	GWA-47	GWA-47
4/8/2016	<1	
6/14/2016	<1	
8/9/2016	<1	
10/11/2016	<1	
12/5/2016	<1	
2/10/2017	<1	
4/7/2017	<1	
6/22/2017	<1	
10/10/2017	<1	
3/22/2018	<1	
10/5/2018	<1	
3/27/2019	<1	
9/12/2019	0.4 (J)	
3/20/2020	0.58 (J)	
9/11/2020	0.39 (J)	
4/5/2021	<1	
8/13/2021	<1	
2/14/2022	<1	
8/31/2022	1.1	
2/28/2023		1.6
8/3/2023		<1

Prediction Limit

Constituent: Sulfate (mg/L) Analysis Run 9/29/2023 6:57 PM View: Appendix III - Intrawell
Plant Scherer Client: Southern Company Data: Scherer PAC-CCR

	GWA-48	GWA-48
4/7/2016	1.522	
6/17/2016	1.1	
8/10/2016	1.1	
10/14/2016	0.89 (J)	
12/19/2016	1.2	
2/13/2017	1.4	
4/7/2017	1.2	
6/22/2017	1.1	
10/10/2017	0.92 (J)	
3/23/2018	1.3	
10/3/2018	1.2	
3/27/2019	1.6	
9/12/2019	1.2	
3/19/2020	1.5	
9/11/2020	1.3	
4/5/2021	1.3	
8/12/2021	1	
2/14/2022	1.2	
8/31/2022	1.6	
2/28/2023		2.5
8/3/2023		0.94 (J)

Prediction Limit

Constituent: Sulfate (mg/L) Analysis Run 9/29/2023 6:57 PM View: Appendix III - Intrawell
Plant Scherer Client: Southern Company Data: Scherer PAC-CCR

	GWA-49	GWA-49
4/7/2016	0.507 (J)	
6/14/2016	<1	
8/9/2016	<1	
10/11/2016	<1	
12/2/2016	<1	
2/9/2017	<1	
4/7/2017	<1	
6/22/2017	<1	
10/10/2017	<1	
3/22/2018	<1	
10/3/2018	<1	
3/27/2019	0.56 (J)	
9/12/2019	0.77 (J)	
3/19/2020	0.56 (J)	
9/10/2020	0.42 (J)	
4/6/2021	<1	
8/12/2021	<1	
2/14/2022	0.85 (J)	
8/30/2022	0.76 (J)	
3/1/2023		1.2
8/3/2023		0.46 (J)

Prediction Limit

Constituent: Sulfate (mg/L) Analysis Run 9/29/2023 6:57 PM View: Appendix III - Intrawell
Plant Scherer Client: Southern Company Data: Scherer PAC-CCR

	GWC-29	GWC-29
4/11/2016	2.15	
6/15/2016	<2.5	
8/10/2016	2.5	
10/11/2016	2.7	
12/5/2016	2.6	
2/13/2017	2.4	
4/10/2017	2.3	
6/23/2017	2.5	
10/10/2017	2.5	
3/26/2018	2.4	
10/4/2018	2.8	
3/28/2019	3.2	
9/12/2019	3.2	
3/19/2020	3.2	
9/10/2020	2.7	
4/6/2021	2.5	
8/13/2021	2.7	
2/14/2022	2.9	
8/31/2022	2.8	
3/1/2023		2.4
8/3/2023		1.7

Prediction Limit

Constituent: Sulfate (mg/L) Analysis Run 9/29/2023 6:57 PM View: Appendix III - Intrawell
Plant Scherer Client: Southern Company Data: Scherer PAC-CCR

	GWC-50	GWC-50
4/11/2016	<1	
6/15/2016	<1	
8/10/2016	<1	
10/11/2016	<1	
12/2/2016	<1	
2/13/2017	<1	
4/7/2017	<1	
6/22/2017	<1	
10/10/2017	<1	
3/23/2018	<1	
10/4/2018	<1	
3/28/2019	0.38 (J)	
9/12/2019	<1	
3/19/2020	<1	
9/10/2020	<1	
4/6/2021	<1	
8/13/2021	<1	
2/14/2022	<1	
8/31/2022	0.88 (J)	
3/1/2023		170
8/3/2023		<1

Prediction Limit

Constituent: Sulfate (mg/L) Analysis Run 9/29/2023 6:57 PM View: Appendix III - Intrawell
Plant Scherer Client: Southern Company Data: Scherer PAC-CCR

	GWC-51	GWC-51
4/11/2016	0.415 (J)	
6/16/2016	<0.7	
8/10/2016	<0.7	
10/13/2016	<0.7	
12/5/2016	<0.7	
2/13/2017	<0.7	
4/10/2017	<0.7	
6/23/2017	<0.7	
10/11/2017	<0.7	
3/26/2018	<0.7	
10/4/2018	<0.7	
3/27/2019	2.7	
9/12/2019	0.65 (J)	
3/19/2020	0.71 (J)	
9/11/2020	2.6	
4/5/2021	1.7	
8/13/2021	1.4	
2/15/2022	1.8	
8/31/2022	2.4	
2/28/2023		3.2
8/3/2023		2.2

Prediction Limit

Constituent: Sulfate (mg/L) Analysis Run 9/29/2023 6:57 PM View: Appendix III - Intrawell
Plant Scherer Client: Southern Company Data: Scherer PAC-CCR

	GWC-52	GWC-52
4/11/2016	<1	
6/16/2016	10	
8/11/2016	9.8	
10/13/2016	11	
12/5/2016	13	
2/13/2017	14	
4/11/2017	12	
6/24/2017	12	
10/11/2017	13	
3/26/2018	20	
10/4/2018	23	
3/28/2019		29
9/12/2019		34
3/19/2020		40
9/11/2020		39
4/5/2021		57
8/17/2021		54
2/14/2022		56
8/31/2022		65
3/1/2023		70
8/3/2023		74

Prediction Limit

Constituent: Sulfate (mg/L) Analysis Run 9/29/2023 6:57 PM View: Appendix III - Intrawell
Plant Scherer Client: Southern Company Data: Scherer PAC-CCR

	GWC-53	GWC-53
4/8/2016	135.355	
6/16/2016	140	
8/11/2016	130	
10/13/2016	140	
12/6/2016	150	
2/13/2017	160	
4/11/2017	130	
6/24/2017	160	
10/11/2017	160	
3/26/2018	160	
10/4/2018	170	
3/28/2019	170	
9/12/2019	170	
3/19/2020	170	
9/11/2020	160	
4/6/2021	160	
8/13/2021	170	
2/14/2022	150	
8/31/2022	170	
2/28/2023		170
8/3/2023		170

Prediction Limit

Constituent: Total Dissolved Solids (mg/L) Analysis Run 9/29/2023 6:57 PM View: Appendix III - Intravel

Plant Scherer Client: Southern Company Data: Scherer PAC-CCR

	GWA-21	GWA-21
4/6/2016	51	
6/14/2016	62	
8/10/2016	70	
10/11/2016	84	
12/2/2016	74	
2/10/2017	100	
4/10/2017	82	
6/23/2017	72	
10/9/2017	82	
3/26/2018	94	
10/3/2018	72	
3/27/2019	98	
9/12/2019	130	
3/19/2020	100	
9/10/2020	110	
4/2/2021	100	
8/12/2021	98	
2/14/2022	100	
8/26/2022	110	
2/28/2023		98
8/2/2023		98

Prediction Limit

Constituent: Total Dissolved Solids (mg/L) Analysis Run 9/29/2023 6:57 PM View: Appendix III - IntraWell

Plant Scherer Client: Southern Company Data: Scherer PAC-CCR

	GWA-22	GWA-22
4/8/2016	74	
6/14/2016	111	
8/9/2016	44	
10/11/2016	64	
12/5/2016	52	
2/10/2017	86	
4/7/2017	68	
6/26/2017	76	
10/9/2017	50	
3/26/2018	56	
10/3/2018	42	
3/27/2019	76	
9/12/2019	72	
3/19/2020	65	
9/10/2020	56	
4/2/2021	69	
8/12/2021	68	
2/15/2022	85	
8/26/2022	83	
2/28/2023		99
8/3/2023		77

Prediction Limit

Constituent: Total Dissolved Solids (mg/L) Analysis Run 9/29/2023 6:57 PM View: Appendix III - IntraWell

Plant Scherer Client: Southern Company Data: Scherer PAC-CCR

	GWA-45	GWA-45
4/7/2016	237	
6/14/2016	240	
8/9/2016	230	
10/10/2016	240	
12/2/2016	270	
2/9/2017	240	
4/7/2017	260	
6/22/2017	300	
10/10/2017	280	
3/22/2018	310	
10/3/2018	190	
3/27/2019	290	
9/12/2019	340	
3/19/2020	310	
9/11/2020	340	
4/2/2021	360	
8/12/2021	330	
2/14/2022	290	
11/16/2022	300	
2/28/2023		320
8/3/2023		310

Prediction Limit

Constituent: Total Dissolved Solids (mg/L) Analysis Run 9/29/2023 6:57 PM View: Appendix III - IntraWell
Plant Scherer Client: Southern Company Data: Scherer PAC-CCR

	GWA-46	GWA-46
4/7/2016	69	
6/14/2016	<25	
8/9/2016	40	
10/10/2016	34	
12/2/2016	50	
2/10/2017	60	
4/7/2017	70	
6/23/2017	42	
10/10/2017	34	
3/23/2018	52	
10/4/2018	48	
3/27/2019	66	
9/12/2019	97	
3/19/2020	51	
9/11/2020	51	
4/5/2021	46	
8/12/2021	55	
2/14/2022	68	
11/16/2022	55	
2/28/2023		64
8/3/2023		63

Prediction Limit

Constituent: Total Dissolved Solids (mg/L) Analysis Run 9/29/2023 6:57 PM View: Appendix III - IntraWell

Plant Scherer Client: Southern Company Data: Scherer PAC-CCR

	GWA-47	GWA-47
4/8/2016	89	
6/14/2016	55	
8/9/2016	90	
10/11/2016	86	
12/5/2016	74	
2/10/2017	100	
4/7/2017	92	
6/22/2017	64	
10/10/2017	68	
3/22/2018	92	
10/5/2018	90	
3/27/2019	94	
9/12/2019	88	
3/20/2020	99	
9/11/2020	110	
4/5/2021	63	
8/13/2021	110	
2/14/2022	94	
11/16/2022	94	
2/28/2023		120
8/3/2023		100

Prediction Limit

Constituent: Total Dissolved Solids (mg/L) Analysis Run 9/29/2023 6:57 PM View: Appendix III - IntraWell

Plant Scherer Client: Southern Company Data: Scherer PAC-CCR

	GWA-48	GWA-48
4/7/2016	100	
6/17/2016	69	
8/10/2016	110	
10/14/2016	100	
12/19/2016	100	
2/13/2017	80	
4/7/2017	86	
6/22/2017	72	
10/10/2017	70	
3/23/2018	86	
10/3/2018	88	
3/27/2019	100	
9/12/2019	110	
3/19/2020	97	
9/11/2020	120	
4/5/2021	99	
8/12/2021	100	
2/14/2022	100	
11/16/2022	100	
2/28/2023		110
8/3/2023		100

Prediction Limit

Constituent: Total Dissolved Solids (mg/L) Analysis Run 9/29/2023 6:57 PM View: Appendix III - Intravel

Plant Scherer Client: Southern Company Data: Scherer PAC-CCR

	GWA-49	GWA-49
4/7/2016	114	
6/14/2016	56 (O)	
8/9/2016	100	
10/11/2016	110	
12/2/2016	94	
2/9/2017	100	
4/7/2017	100	
6/22/2017	110	
10/10/2017	100	
3/22/2018	100	
10/3/2018	96	
3/27/2019	120	
9/12/2019	120	
3/19/2020	110	
9/10/2020	130	
4/6/2021	110	
8/12/2021	120	
2/14/2022	110	
11/16/2022	110	
3/1/2023		120
8/3/2023		130

Prediction Limit

Constituent: Total Dissolved Solids (mg/L) Analysis Run 9/29/2023 6:57 PM View: Appendix III - Intravel

Plant Scherer Client: Southern Company Data: Scherer PAC-CCR

	GWC-29	GWC-29
4/11/2016	88	
6/15/2016	114	
8/10/2016	82	
10/11/2016	92	
12/5/2016	86	
2/13/2017	62	
4/10/2017	60	
6/23/2017	74	
10/10/2017	86	
3/26/2018	58 (J)	
10/4/2018	130	
3/28/2019	88	
9/12/2019	110	
3/19/2020	110	
9/10/2020	120	
4/6/2021	110	
8/13/2021	120	
2/14/2022	120	
11/16/2022	110	
3/1/2023		130
8/3/2023		120

Prediction Limit

Constituent: Total Dissolved Solids (mg/L) Analysis Run 9/29/2023 6:57 PM View: Appendix III - Intravel

Plant Scherer Client: Southern Company Data: Scherer PAC-CCR

	GWC-50	GWC-50
4/11/2016	79	
6/15/2016	79	
8/10/2016	72	
10/11/2016	76	
12/2/2016	60	
2/13/2017	58	
4/7/2017	68	
6/22/2017	16	
10/10/2017	44	
3/23/2018	96	
10/4/2018	110	
3/28/2019	65	
9/12/2019	89	
3/19/2020	64	
9/10/2020	82	
4/6/2021	49	
8/13/2021	72	
2/14/2022	79	
11/16/2022	76	
3/1/2023		290
8/3/2023		77

Prediction Limit

Constituent: Total Dissolved Solids (mg/L) Analysis Run 9/29/2023 6:57 PM View: Appendix III - IntraWell

Plant Scherer Client: Southern Company Data: Scherer PAC-CCR

	GWC-51	GWC-51
4/11/2016	88	
6/16/2016	74	
8/10/2016	66	
10/13/2016	72	
12/5/2016	70	
2/13/2017	12 (O)	
4/10/2017	80	
6/23/2017	66	
10/11/2017	56	
3/26/2018	72	
10/4/2018	96	
3/27/2019	76	
9/12/2019	110	
3/19/2020	66	
9/11/2020	87	
4/5/2021	66	
8/13/2021	92	
2/15/2022	67	
11/16/2022	89	
2/28/2023		84
8/3/2023		82

Prediction Limit

Constituent: Total Dissolved Solids (mg/L) Analysis Run 9/29/2023 6:57 PM View: Appendix III - IntraWell

Plant Scherer Client: Southern Company Data: Scherer PAC-CCR

	GWC-52	GWC-52
4/11/2016	103	
6/16/2016	117	
8/11/2016	94	
10/13/2016	110	
12/5/2016	130	
2/13/2017	92	
4/11/2017	120	
6/24/2017	120	
10/11/2017	120	
3/26/2018	98	
10/4/2018	190	
3/28/2019	140	
9/12/2019	160	
3/19/2020	160	
9/11/2020	170	
4/5/2021	170	
8/17/2021	180	
2/14/2022	150	
11/16/2022	180	
3/1/2023		190
8/3/2023		200

Prediction Limit

Constituent: Total Dissolved Solids (mg/L) Analysis Run 9/29/2023 6:57 PM View: Appendix III - Intravel

Plant Scherer Client: Southern Company Data: Scherer PAC-CCR

	GWC-53	GWC-53
4/8/2016	237	
6/16/2016	231	
8/11/2016	190	
10/13/2016	230	
12/6/2016	260	
2/13/2017	230	
4/11/2017	210	
6/24/2017	250	
10/11/2017	280	
3/26/2018	240	
10/4/2018	320	
3/28/2019	280	
9/12/2019	300	
3/19/2020	270	
9/11/2020	290	
4/6/2021	250	
8/13/2021	290	
2/14/2022	280	
11/16/2022	270	
2/28/2023		280
8/3/2023		290

FIGURE H.

Appendix III Interwell Prediction Limits - Two-Step - Significant Results

Plant Scherer Client: Southern Company Data: Scherer PAC-CCR Printed 10/2/2023, 8:32 AM

Constituent	Well	Upper Lim.	Lower Lim.	Date	Observ.	Sig.	Bg N	Bg Mean	Std. Dev.	%NDs	ND Adj.	Transform	Alpha	Method
Chloride (mg/L)	GWC-53	13	n/a	8/3/2023	14	Yes	146	n/a	n/a	0	n/a	n/a	0.00009274	NP Inter (normality) 1 of 2

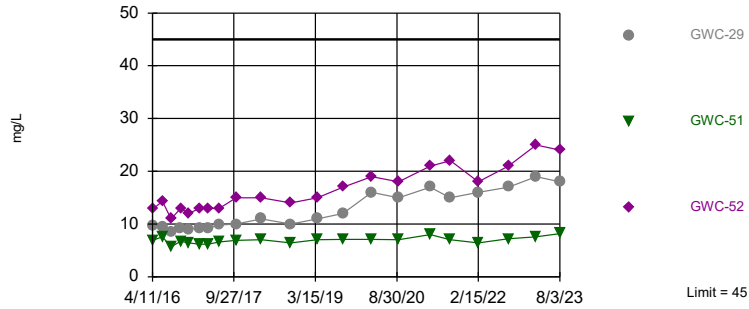
Appendix III Interwell Prediction Limits - Two-Step - All Results

Plant Scherer Client: Southern Company Data: Scherer PAC-CCR Printed 10/2/2023, 8:32 AM

Constituent	Well	Upper Lim.	Lower Lim.	Date	Observ.	Sig.	Bg N	Bg Mean	Std. Dev.	%NDs	ND Adj.	Transform	Alpha	Method
Calcium (mg/L)	GWC-29	45	n/a	8/3/2023	18	No	147	n/a	n/a	0	n/a	n/a	0.00009158	NP Inter (normality) 1 of 2
Calcium (mg/L)	GWC-51	45	n/a	8/3/2023	8.2	No	147	n/a	n/a	0	n/a	n/a	0.00009158	NP Inter (normality) 1 of 2
Calcium (mg/L)	GWC-52	45	n/a	8/3/2023	24	No	147	n/a	n/a	0	n/a	n/a	0.00009158	NP Inter (normality) 1 of 2
Chloride (mg/L)	GWC-53	13	n/a	8/3/2023	14	Yes	146	n/a	n/a	0	n/a	n/a	0.00009274	NP Inter (normality) 1 of 2
Sulfate (mg/L)	GWC-52	180	n/a	8/3/2023	74	No	147	n/a	n/a	40.14	n/a	n/a	0.00009158	NP Inter (normality) 1 of 2

Within Limit

Prediction Limit
Interwell Non-parametric

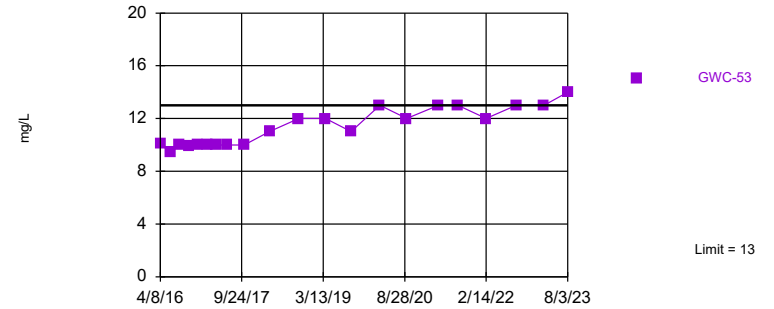


Non-parametric test used in lieu of parametric prediction limit because the Chi Squared normality test showed the data to be non-normal at the 0.01 alpha level. Limit is highest of 147 background values. Annual per-constituent alpha = 0.0009155. Individual comparison alpha = 0.00009158 (1 of 2). Comparing 3 points to limit. Assumes 2 future values.

Constituent: Calcium Analysis Run 10/2/2023 8:29 AM View: Appendix III - Two-Step
Plant Scherer Client: Southern Company Data: Scherer PAC-CCR

Exceeds Limit: GWC-53

Prediction Limit
Interwell Non-parametric

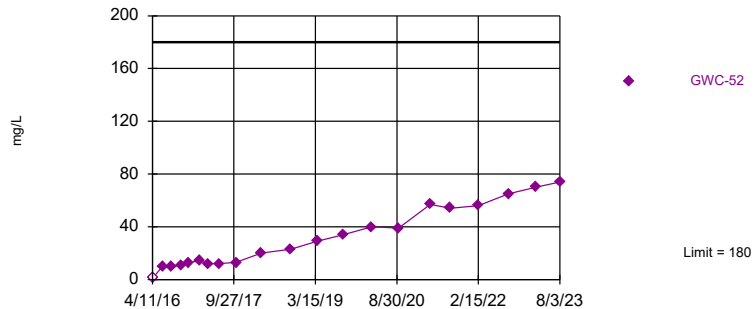


Non-parametric test used in lieu of parametric prediction limit because the Chi Squared normality test showed the data to be non-normal at the 0.01 alpha level. Limit is highest of 146 background values. Annual per-constituent alpha = 0.000927. Individual comparison alpha = 0.00009274 (1 of 2). Assumes 4 future values.

Constituent: Chloride Analysis Run 10/2/2023 8:29 AM View: Appendix III - Two-Step
Plant Scherer Client: Southern Company Data: Scherer PAC-CCR

Within Limit

Prediction Limit
Interwell Non-parametric



Non-parametric test used in lieu of parametric prediction limit because the Chi Squared normality test showed the data to be non-normal at the 0.01 alpha level. Limit is highest of 147 background values. 40.14% NDs. Annual per-constituent alpha = 0.0009155. Individual comparison alpha = 0.00009158 (1 of 2). Assumes 4 future values.

Constituent: Sulfate Analysis Run 10/2/2023 8:29 AM View: Appendix III - Two-Step
Plant Scherer Client: Southern Company Data: Scherer PAC-CCR

Prediction Limit

Constituent: Calcium (mg/L) Analysis Run 10/2/2023 8:32 AM View: Appendix III - Two-Step

Plant Scherer Client: Southern Company Data: Scherer PAC-CCR

	GWA-21 (bg)	GWA-48 (bg)	GWA-46 (bg)	GWA-45 (bg)	GWA-49 (bg)	GWA-47 (bg)	GWA-22 (bg)	GWC-52	GWC-29
4/6/2016	9.27								
4/7/2016		12.6	6.57	38.4	15.3				
4/8/2016						10.7	8.6		
4/11/2016								12.8	9.7
6/14/2016	8.2		5.5	32.9	14.2	11.3	6.8		
6/15/2016									9.5
6/16/2016								14.3	
6/17/2016		12.4							
8/9/2016			4.6	29	13	9.6	6.2		
8/10/2016	6.9	11							8.5
8/11/2016								11	
10/10/2016			5.3	33					
10/11/2016	7.6				14	11	6.2		9.3
10/13/2016								13	
10/14/2016		13							
12/2/2016	7.4		5.1	33	13				
12/5/2016						10	5.5	12	9
12/19/2016		11							
2/9/2017				42	14				
2/10/2017	11		5.8			11	7.8		
2/13/2017		13						13	9.2
4/7/2017		12	5.2	35	14	10	7.3		
4/10/2017	9.7								9.2
4/11/2017								13	
6/22/2017		13		38	14	11			
6/23/2017	9.2		5.7						9.8
6/24/2017								13	
6/26/2017							6.8		
10/9/2017	9.4						5.8		
10/10/2017		13	5.8	40	15	11			10
10/11/2017								15	
3/22/2018				39 (D)	14	11			
3/23/2018		13	6.6						
3/26/2018	9.3						8.7	15	11
10/3/2018	7.8	12		41	14		6.1		
10/4/2018			5.4					14	10
10/5/2018						11			
3/27/2019	9.5	13	6.1	39	15	11	7.1		
3/28/2019								15	11
9/12/2019	8.8	13	5.7	36	14	12	6.1	17	12
3/19/2020	11	14	6.7	45	15		9.7	19	16
3/20/2020						12			
9/10/2020	8.2				14		5.9		15
9/11/2020		12	5.5	30		11		18	
4/2/2021	9.2			29			9		
4/5/2021		13	7			13		21	
4/6/2021					16				17
8/12/2021	7.2	12	6.1	26	14		6		
8/13/2021						11			15
8/17/2021								22	
2/14/2022	8	11	5.9	26	13	11		18	16
2/15/2022							9.6		

Prediction Limit

Constituent: Calcium (mg/L) Analysis Run 10/2/2023 8:32 AM View: Appendix III - Two-Step
Plant Scherer Client: Southern Company Data: Scherer PAC-CCR

	GWA-21 (bg)	GWA-48 (bg)	GWA-46 (bg)	GWA-45 (bg)	GWA-49 (bg)	GWA-47 (bg)	GWA-22 (bg)	GWC-52	GWC-29
8/26/2022	6.8						7.8		
8/30/2022					14				
8/31/2022		12	5.7	23		12		21	17
2/28/2023	8.1	13	6.6	23		13	11		
3/1/2023					15			25	19
8/2/2023	6.4								
8/3/2023		12	6.4	23	15	13	9.6	24	18

Prediction Limit

Constituent: Calcium (mg/L) Analysis Run 10/2/2023 8:32 AM View: Appendix III - Two-Step
Plant Scherer Client: Southern Company Data: Scherer PAC-CCR

GWC-51

4/6/2016	
4/7/2016	
4/8/2016	
4/11/2016	6.9
6/14/2016	
6/15/2016	
6/16/2016	7.6
6/17/2016	
8/9/2016	
8/10/2016	5.7
8/11/2016	
10/10/2016	
10/11/2016	
10/13/2016	6.7
10/14/2016	
12/2/2016	
12/5/2016	6.4
12/19/2016	
2/9/2017	
2/10/2017	
2/13/2017	6.2
4/7/2017	
4/10/2017	6.2
4/11/2017	
6/22/2017	
6/23/2017	6.6
6/24/2017	
6/26/2017	
10/9/2017	
10/10/2017	
10/11/2017	6.9
3/22/2018	
3/23/2018	
3/26/2018	7
10/3/2018	
10/4/2018	6.4
10/5/2018	
3/27/2019	7
3/28/2019	
9/12/2019	7.1
3/19/2020	7.1
3/20/2020	
9/10/2020	
9/11/2020	7
4/2/2021	
4/5/2021	8
4/6/2021	
8/12/2021	
8/13/2021	7
8/17/2021	
2/14/2022	
2/15/2022	6.4

Prediction Limit

Constituent: Calcium (mg/L) Analysis Run 10/2/2023 8:32 AM View: Appendix III - Two-Step
Plant Scherer Client: Southern Company Data: Scherer PAC-CCR

GWC-51

8/26/2022	
8/30/2022	
8/31/2022	7.2
2/28/2023	7.6
3/1/2023	
8/2/2023	
8/3/2023	8.2

Prediction Limit

Constituent: Chloride (mg/L) Analysis Run 10/2/2023 8:32 AM View: Appendix III - Two-Step

Plant Scherer Client: Southern Company Data: Scherer PAC-CCR

	GWA-21 (bg)	GWA-49 (bg)	GWA-46 (bg)	GWA-45 (bg)	GWA-48 (bg)	GWC-53	GWA-22 (bg)	GWA-47 (bg)
4/6/2016	3.034							
4/7/2016		2.285	2.914	8.05	1.842			
4/8/2016						10.065	2.1	1.57
6/14/2016	3.1	2.3	3.1	9.3			4.2	1.7
6/16/2016						9.4		
6/17/2016					1.9			
8/9/2016		2.3	3.2	10			5	1.5
8/10/2016	2.7				1.8			
8/11/2016						10		
10/10/2016			3	10				
10/11/2016	2.7	2.1					3.8	1.6
10/13/2016						9.9		
10/14/2016					1.7			
12/2/2016	2.5	2	3	10				
12/5/2016							3.6	1.5
12/6/2016						10		
12/19/2016					2.7 (O)			
2/9/2017		2.1		9.4				
2/10/2017	3.4		2.7				2.2	1.5
2/13/2017					1.8	10		
4/7/2017		2	2.9	9.9	1.7		2.2	1.4
4/10/2017	3.6							
4/11/2017						10		
6/22/2017		2		9.7	1.7			1.4
6/23/2017	3.2		3.3					
6/24/2017						10		
6/26/2017							3.4	
10/9/2017	3.5						3.4	
10/10/2017		2	3.5	9.8	1.6			1.4
10/11/2017						10		
3/22/2018		1.9		9.7 (D)				1.3
3/23/2018			3.6		1.6			
3/26/2018	3.8					11	1.9 (D)	
10/3/2018	4	2		10	1.6		2.9	
10/4/2018			3.9			12		
10/5/2018								1.4
3/27/2019	2.9	1.9	3.7	9.6	1.5		2	1.2
3/28/2019						12		
9/12/2019	3.4	1.9	4.3	10	1.7	11	2.5	1.4
3/19/2020	3.9	2.2	4.5	9.9	1.9	13	2.2	
3/20/2020								1.7
9/10/2020	3.7	2.1					2.5	
9/11/2020			4.7	12	1.8	12		1.6
4/2/2021	3.7			13			1.8	
4/5/2021			5.3		2			1.8
4/6/2021		2.1				13		
8/12/2021	4.1	2.2	5.5	13	1.8		2.7	
8/13/2021						13		1.8
2/14/2022	4	2	5	10	1.8	12		1.5
2/15/2022							1.8	
8/26/2022	3.6						2	
8/30/2022		2.2						

Prediction Limit

Constituent: Chloride (mg/L) Analysis Run 10/2/2023 8:32 AM View: Appendix III - Two-Step
Plant Scherer Client: Southern Company Data: Scherer PAC-CCR

	GWA-21 (bg)	GWA-49 (bg)	GWA-46 (bg)	GWA-45 (bg)	GWA-48 (bg)	GWC-53	GWA-22 (bg)	GWA-47 (bg)
8/31/2022			5.1	13	1.6	13		1.5
2/28/2023	3.6		5.2	13	1.8	13	1.8	1.7
3/1/2023		2.1						
8/2/2023	3.4							
8/3/2023		1.9	5.2	13	1.7	14	1.8	1.6

Prediction Limit

Constituent: Sulfate (mg/L) Analysis Run 10/2/2023 8:32 AM View: Appendix III - Two-Step
 Plant Scherer Client: Southern Company Data: Scherer PAC-CCR

	GWA-21 (bg)	GWA-49 (bg)	GWA-46 (bg)	GWA-45 (bg)	GWA-48 (bg)	GWA-47 (bg)	GWA-22 (bg)	GWC-52
4/6/2016	0.813 (J)							
4/7/2016		0.507 (J)	0.594 (J)	107.095	1.522			
4/8/2016						<1	<1	
4/11/2016								<1
6/14/2016	<1	<1	<1	160		<1	<1	
6/16/2016								10
6/17/2016					1.1			
8/9/2016		<1	<1	130		<1	<1	
8/10/2016	0.9 (J)				1.1			
8/11/2016								9.8
10/10/2016			<1	140				
10/11/2016	0.99 (J)	<1				<1	<1	
10/13/2016								11
10/14/2016					0.89 (J)			
12/2/2016	0.99 (J)	<1	<1	150				
12/5/2016						<1	<1	13
12/19/2016					1.2			
2/9/2017		<1		150				
2/10/2017	1.4		<1			<1	<1	
2/13/2017					1.4			14
4/7/2017		<1	<1	140	1.2	<1	<1	
4/10/2017	1.6							
4/11/2017								12
6/22/2017		<1		160	1.1	<1		
6/23/2017	1.8		<1					
6/24/2017								12
6/26/2017							<1	
10/9/2017	2.5						<1	
10/10/2017		<1	<1	160	0.92 (J)	<1		
10/11/2017								13
3/22/2018		<1		150 (D)		<1		
3/23/2018			<1		1.3			
3/26/2018	2.3						<1 (D)	20
10/3/2018	1.9	<1		140	1.2		<1	
10/4/2018			<1					23
10/5/2018						<1		
3/27/2019	0.81 (J)	0.56 (J)	0.52 (J)	140	1.6	<1	<1	
3/28/2019								29
9/12/2019	1.3	0.77 (J)	0.61 (J)	170	1.2	0.4 (J)	0.38 (J)	34
3/19/2020	0.92 (J)	0.56 (J)	0.39 (J)	150	1.5		<1	40
3/20/2020						0.58 (J)		
9/10/2020	1.3	0.42 (J)					<1	
9/11/2020			0.99 (J)	170	1.3	0.39 (J)		39
4/2/2021	0.99 (J)			180			<1	
4/5/2021			<1		1.3	<1		57
4/6/2021		<1						
8/12/2021	1.8	<1	1	180	1		<1	
8/13/2021						<1		
8/17/2021								54
2/14/2022	1	0.85 (J)	<1	130	1.2	<1		56
2/15/2022							0.87 (J)	
8/26/2022	2.7						<1	

Prediction Limit

Constituent: Sulfate (mg/L) Analysis Run 10/2/2023 8:32 AM View: Appendix III - Two-Step
Plant Scherer Client: Southern Company Data: Scherer PAC-CCR

	GWA-21 (bg)	GWA-49 (bg)	GWA-46 (bg)	GWA-45 (bg)	GWA-48 (bg)	GWA-47 (bg)	GWA-22 (bg)	GWC-52
8/30/2022		0.76 (J)						
8/31/2022			1.1	170	1.6	1.1		65
2/28/2023	2.7		1.7	170	2.5	1.6	1.7	
3/1/2023		1.2						70
8/2/2023	1.4							
8/3/2023		0.46 (J)	0.49 (J)	170	0.94 (J)	<1	<1	74

FIGURE I.

Appendix III Trend Tests Summary - Significant Results

Plant Scherer Client: Southern Company Data: Scherer PAC-CCR Printed 10/2/2023, 8:34 AM

<u>Constituent</u>	<u>Well</u>	<u>Slope</u>	<u>Calc.</u>	<u>Critical</u>	<u>Sig.</u>	<u>N</u>	<u>%NDs</u>	<u>Normality</u>	<u>Xform</u>	<u>Alpha</u>	<u>Method</u>
Calcium (mg/L)	GWA-47 (bg)	0.2564	102	87	Yes	21	0	n/a	n/a	0.01	NP
Calcium (mg/L)	GWC-29	1.348	164	87	Yes	21	0	n/a	n/a	0.01	NP
Calcium (mg/L)	GWC-51	0.136	95	87	Yes	21	0	n/a	n/a	0.01	NP
Calcium (mg/L)	GWC-52	1.605	163	87	Yes	21	0	n/a	n/a	0.01	NP
Chloride (mg/L)	GWA-21 (bg)	0.1223	89	87	Yes	21	0	n/a	n/a	0.01	NP
Chloride (mg/L)	GWA-22 (bg)	-0.2689	-110	-87	Yes	21	0	n/a	n/a	0.01	NP
Chloride (mg/L)	GWA-45 (bg)	0.4845	113	87	Yes	21	0	n/a	n/a	0.01	NP
Chloride (mg/L)	GWA-46 (bg)	0.3753	162	87	Yes	21	0	n/a	n/a	0.01	NP
Chloride (mg/L)	GWC-53	0.5336	148	87	Yes	21	0	n/a	n/a	0.01	NP
Sulfate (mg/L)	GWA-45 (bg)	4.673	89	87	Yes	21	0	n/a	n/a	0.01	NP
Sulfate (mg/L)	GWC-52	9.245	190	87	Yes	21	4.762	n/a	n/a	0.01	NP

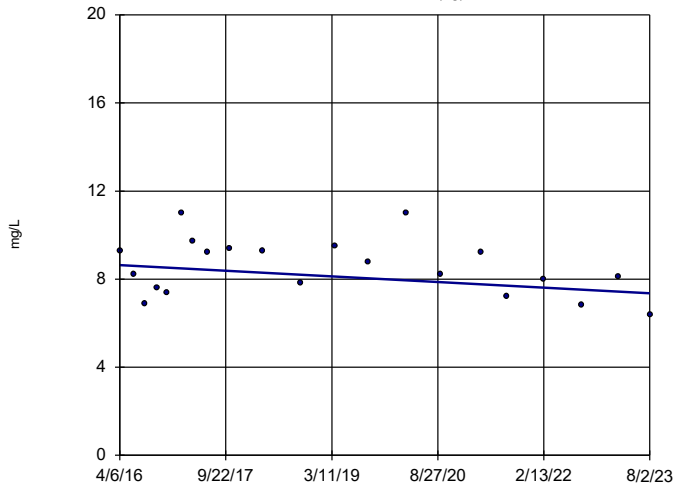
Appendix III Trend Tests Summary - All Results

Plant Scherer Client: Southern Company Data: Scherer PAC-CCR Printed 10/2/2023, 8:34 AM

Constituent	Well	Slope	Calc.	Critical	Sig.	N	%NDs	Normality	Xform	Alpha	Method
Calcium (mg/L)	GWA-21 (bg)	-0.1749	-45	-87	No	21	0	n/a	n/a	0.01	NP
Calcium (mg/L)	GWA-22 (bg)	0.275	51	87	No	21	0	n/a	n/a	0.01	NP
Calcium (mg/L)	GWA-45 (bg)	-1.579	-69	-87	No	21	0	n/a	n/a	0.01	NP
Calcium (mg/L)	GWA-46 (bg)	0.1331	77	87	No	21	0	n/a	n/a	0.01	NP
Calcium (mg/L)	GWA-47 (bg)	0.2564	102	87	Yes	21	0	n/a	n/a	0.01	NP
Calcium (mg/L)	GWA-48 (bg)	0	0	87	No	21	0	n/a	n/a	0.01	NP
Calcium (mg/L)	GWA-49 (bg)	0	26	87	No	21	0	n/a	n/a	0.01	NP
Calcium (mg/L)	GWC-29	1.348	164	87	Yes	21	0	n/a	n/a	0.01	NP
Calcium (mg/L)	GWC-51	0.136	95	87	Yes	21	0	n/a	n/a	0.01	NP
Calcium (mg/L)	GWC-52	1.605	163	87	Yes	21	0	n/a	n/a	0.01	NP
Chloride (mg/L)	GWA-21 (bg)	0.1223	89	87	Yes	21	0	n/a	n/a	0.01	NP
Chloride (mg/L)	GWA-22 (bg)	-0.2689	-110	-87	Yes	21	0	n/a	n/a	0.01	NP
Chloride (mg/L)	GWA-45 (bg)	0.4845	113	87	Yes	21	0	n/a	n/a	0.01	NP
Chloride (mg/L)	GWA-46 (bg)	0.3753	162	87	Yes	21	0	n/a	n/a	0.01	NP
Chloride (mg/L)	GWA-47 (bg)	0	19	87	No	21	0	n/a	n/a	0.01	NP
Chloride (mg/L)	GWA-48 (bg)	0	-18	-81	No	20	0	n/a	n/a	0.01	NP
Chloride (mg/L)	GWA-49 (bg)	-0.01585	-41	-87	No	21	0	n/a	n/a	0.01	NP
Chloride (mg/L)	GWC-53	0.5336	148	87	Yes	21	0	n/a	n/a	0.01	NP
Sulfate (mg/L)	GWA-21 (bg)	0.1107	77	87	No	21	4.762	n/a	n/a	0.01	NP
Sulfate (mg/L)	GWA-22 (bg)	0	-1	-87	No	21	85.71	n/a	n/a	0.01	NP
Sulfate (mg/L)	GWA-45 (bg)	4.673	89	87	Yes	21	0	n/a	n/a	0.01	NP
Sulfate (mg/L)	GWA-46 (bg)	0	6	87	No	21	57.14	n/a	n/a	0.01	NP
Sulfate (mg/L)	GWA-47 (bg)	0	10	87	No	21	76.19	n/a	n/a	0.01	NP
Sulfate (mg/L)	GWA-48 (bg)	0.02564	37	87	No	21	0	n/a	n/a	0.01	NP
Sulfate (mg/L)	GWA-49 (bg)	0	-37	-87	No	21	57.14	n/a	n/a	0.01	NP
Sulfate (mg/L)	GWC-52	9.245	190	87	Yes	21	4.762	n/a	n/a	0.01	NP

Sen's Slope Estimator

GWA-21 (bg)

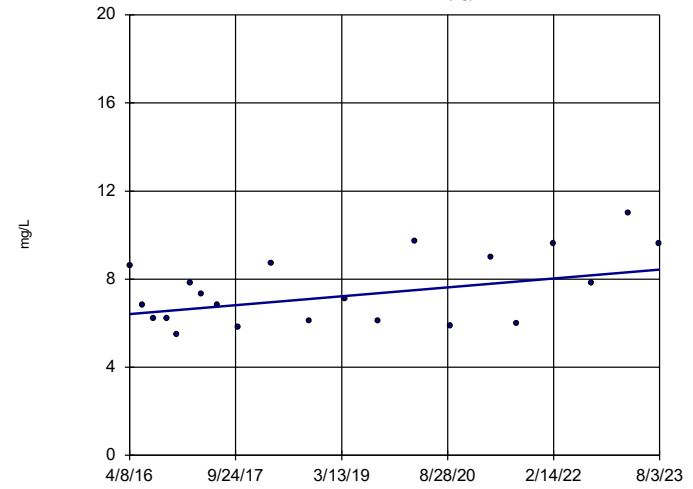


n = 21
 Slope = -0.1749
 units per year.
 Mann-Kendall
 statistic = -45
 critical = -87
 Trend not sig-
 nificant at 99%
 confidence level
 (α = 0.005 per
 tail).

Constituent: Calcium Analysis Run 10/2/2023 8:33 AM View: Appendix III - Trend Tests
 Plant Scherer Client: Southern Company Data: Scherer PAC-CCR

Sen's Slope Estimator

GWA-22 (bg)

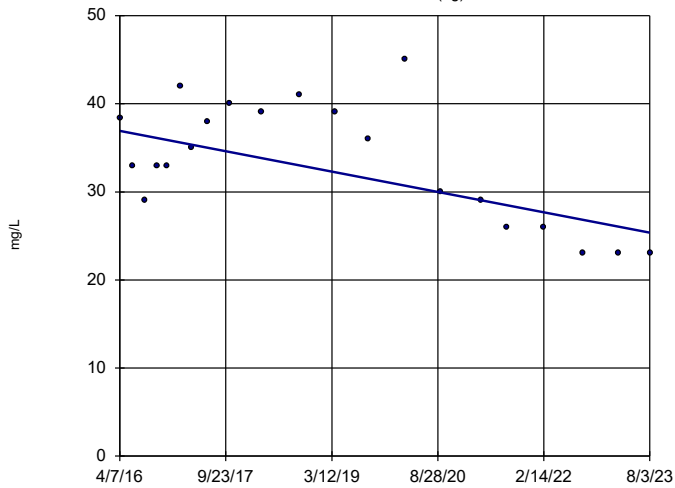


n = 21
 Slope = 0.275
 units per year.
 Mann-Kendall
 statistic = 51
 critical = 87
 Trend not sig-
 nificant at 99%
 confidence level
 (α = 0.005 per
 tail).

Constituent: Calcium Analysis Run 10/2/2023 8:33 AM View: Appendix III - Trend Tests
 Plant Scherer Client: Southern Company Data: Scherer PAC-CCR

Sen's Slope Estimator

GWA-45 (bg)

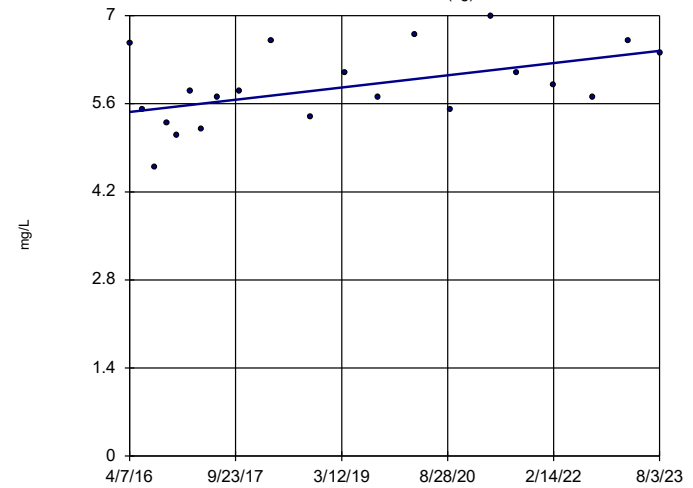


n = 21
 Slope = -1.579
 units per year.
 Mann-Kendall
 statistic = -69
 critical = -87
 Trend not sig-
 nificant at 99%
 confidence level
 (α = 0.005 per
 tail).

Constituent: Calcium Analysis Run 10/2/2023 8:33 AM View: Appendix III - Trend Tests
 Plant Scherer Client: Southern Company Data: Scherer PAC-CCR

Sen's Slope Estimator

GWA-46 (bg)

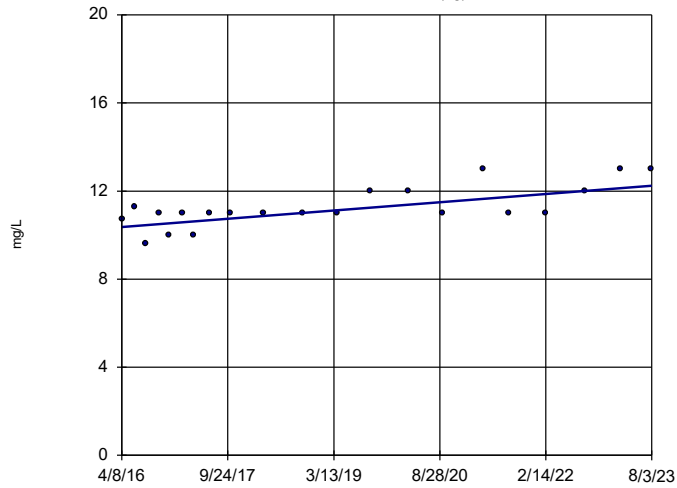


n = 21
 Slope = 0.1331
 units per year.
 Mann-Kendall
 statistic = 77
 critical = 87
 Trend not sig-
 nificant at 99%
 confidence level
 (α = 0.005 per
 tail).

Constituent: Calcium Analysis Run 10/2/2023 8:33 AM View: Appendix III - Trend Tests
 Plant Scherer Client: Southern Company Data: Scherer PAC-CCR

Sen's Slope Estimator

GWA-47 (bg)

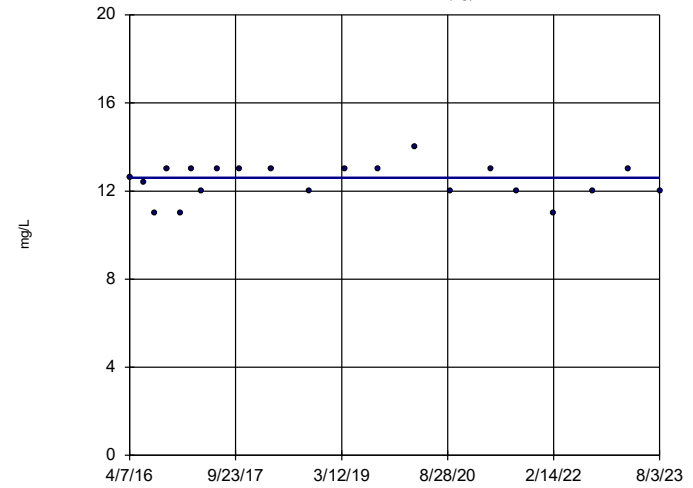


n = 21
 Slope = 0.2564
 units per year.
 Mann-Kendall
 statistic = 102
 critical = 87
 Increasing trend
 significant at 99%
 confidence level
 ($\alpha = 0.005$ per
 tail).

Constituent: Calcium Analysis Run 10/2/2023 8:33 AM View: Appendix III - Trend Tests
 Plant Scherer Client: Southern Company Data: Scherer PAC-CCR

Sen's Slope Estimator

GWA-48 (bg)

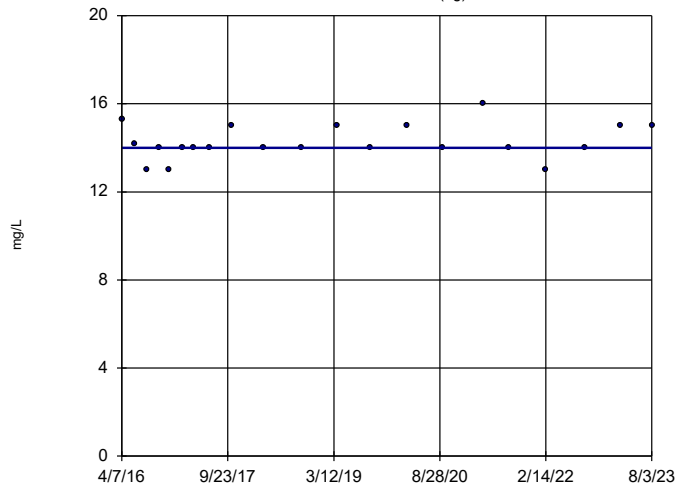


n = 21
 Slope = 0
 units per year.
 Mann-Kendall
 statistic = 0
 critical = 87
 Trend not sig-
 nificant at 99%
 confidence level
 ($\alpha = 0.005$ per
 tail).

Constituent: Calcium Analysis Run 10/2/2023 8:33 AM View: Appendix III - Trend Tests
 Plant Scherer Client: Southern Company Data: Scherer PAC-CCR

Sen's Slope Estimator

GWA-49 (bg)

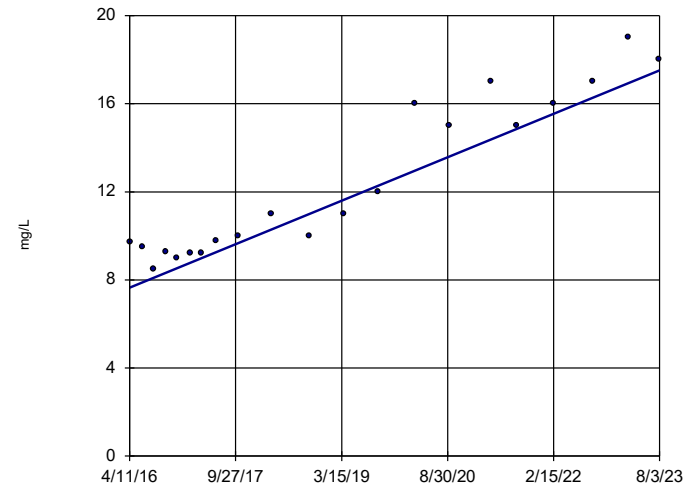


n = 21
 Slope = 0
 units per year.
 Mann-Kendall
 statistic = 26
 critical = 87
 Trend not sig-
 nificant at 99%
 confidence level
 ($\alpha = 0.005$ per
 tail).

Constituent: Calcium Analysis Run 10/2/2023 8:33 AM View: Appendix III - Trend Tests
 Plant Scherer Client: Southern Company Data: Scherer PAC-CCR

Sen's Slope Estimator

GWC-29

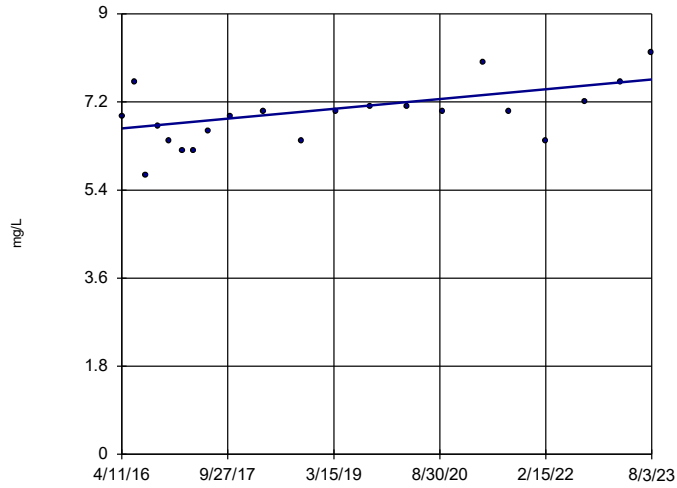


n = 21
 Slope = 1.348
 units per year.
 Mann-Kendall
 statistic = 164
 critical = 87
 Increasing trend
 significant at 99%
 confidence level
 ($\alpha = 0.005$ per
 tail).

Constituent: Calcium Analysis Run 10/2/2023 8:33 AM View: Appendix III - Trend Tests
 Plant Scherer Client: Southern Company Data: Scherer PAC-CCR

Sen's Slope Estimator

GWC-51

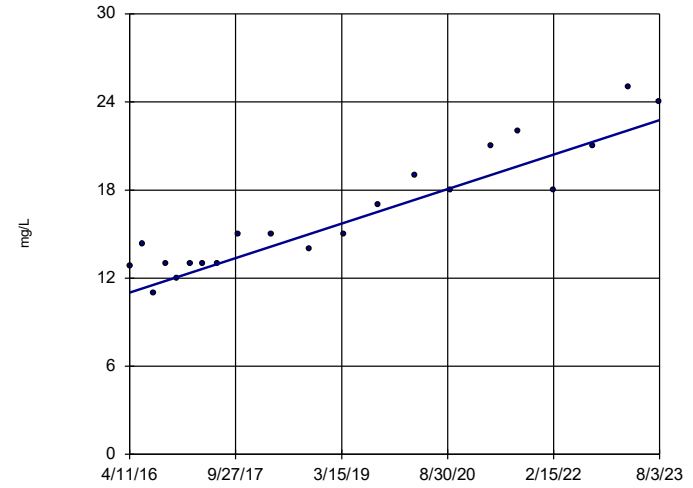


n = 21
 Slope = 0.136
 units per year.
 Mann-Kendall
 statistic = 95
 critical = 87
 Increasing trend
 significant at 99%
 confidence level
 ($\alpha = 0.005$ per
 tail).

Constituent: Calcium Analysis Run 10/2/2023 8:33 AM View: Appendix III - Trend Tests
 Plant Scherer Client: Southern Company Data: Scherer PAC-CCR

Sen's Slope Estimator

GWC-52

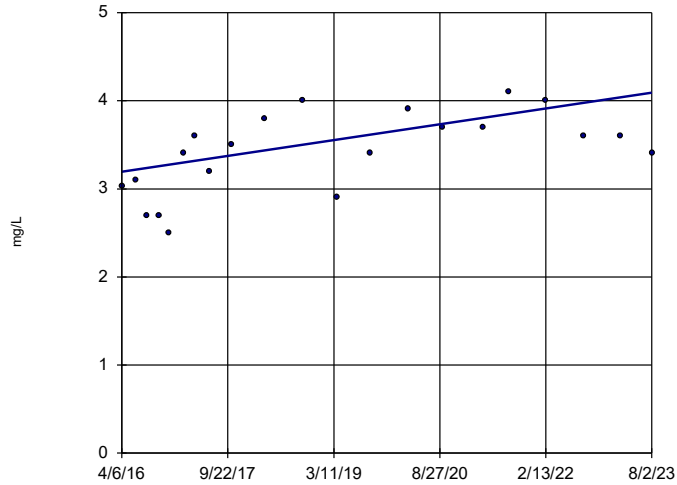


n = 21
 Slope = 1.605
 units per year.
 Mann-Kendall
 statistic = 163
 critical = 87
 Increasing trend
 significant at 99%
 confidence level
 ($\alpha = 0.005$ per
 tail).

Constituent: Calcium Analysis Run 10/2/2023 8:33 AM View: Appendix III - Trend Tests
 Plant Scherer Client: Southern Company Data: Scherer PAC-CCR

Sen's Slope Estimator

GWA-21 (bg)

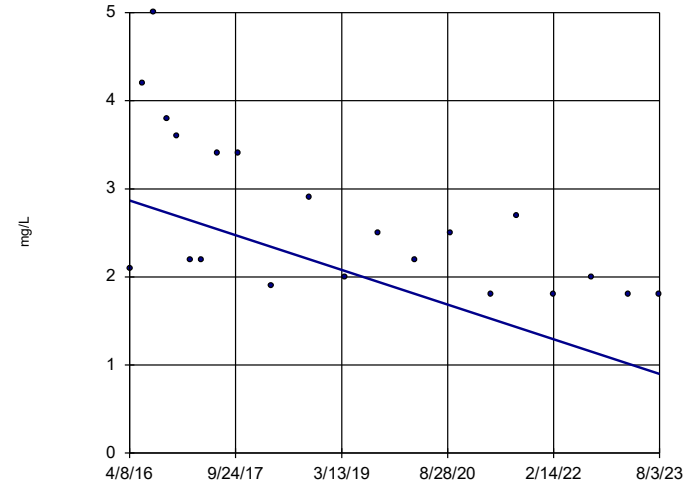


n = 21
 Slope = 0.1223
 units per year.
 Mann-Kendall
 statistic = 89
 critical = 87
 Increasing trend
 significant at 99%
 confidence level
 ($\alpha = 0.005$ per
 tail).

Constituent: Chloride Analysis Run 10/2/2023 8:33 AM View: Appendix III - Trend Tests
 Plant Scherer Client: Southern Company Data: Scherer PAC-CCR

Sen's Slope Estimator

GWA-22 (bg)

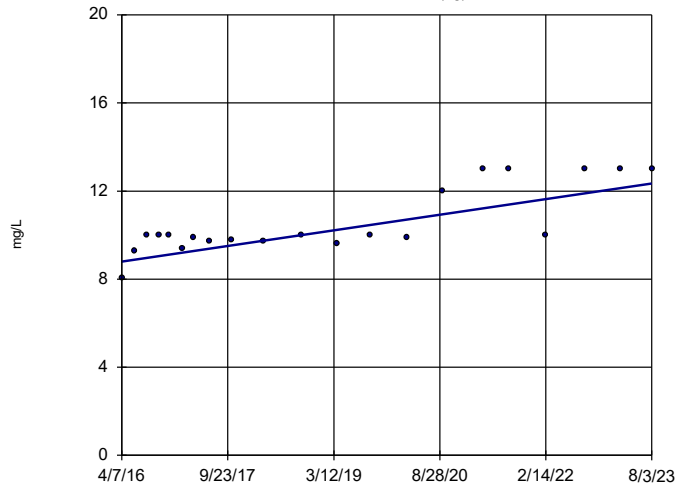


n = 21
 Slope = -0.2689
 units per year.
 Mann-Kendall
 statistic = -110
 critical = -87
 Decreasing trend
 significant at 99%
 confidence level
 ($\alpha = 0.005$ per
 tail).

Constituent: Chloride Analysis Run 10/2/2023 8:33 AM View: Appendix III - Trend Tests
 Plant Scherer Client: Southern Company Data: Scherer PAC-CCR

Sen's Slope Estimator

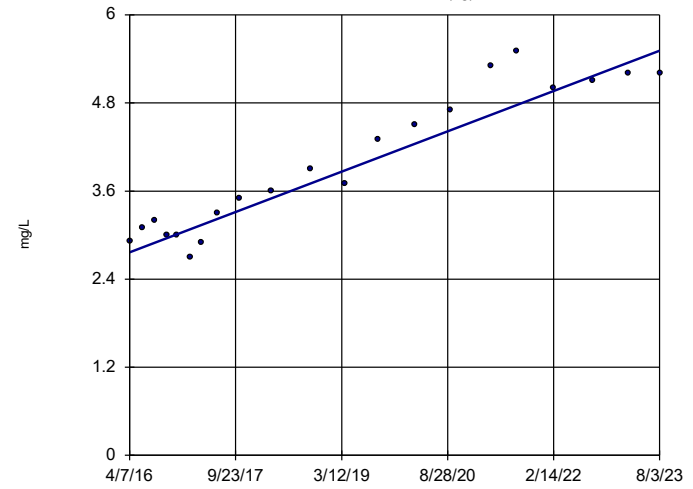
GWA-45 (bg)



Constituent: Chloride Analysis Run 10/2/2023 8:33 AM View: Appendix III - Trend Tests
Plant Scherer Client: Southern Company Data: Scherer PAC-CCR

Sen's Slope Estimator

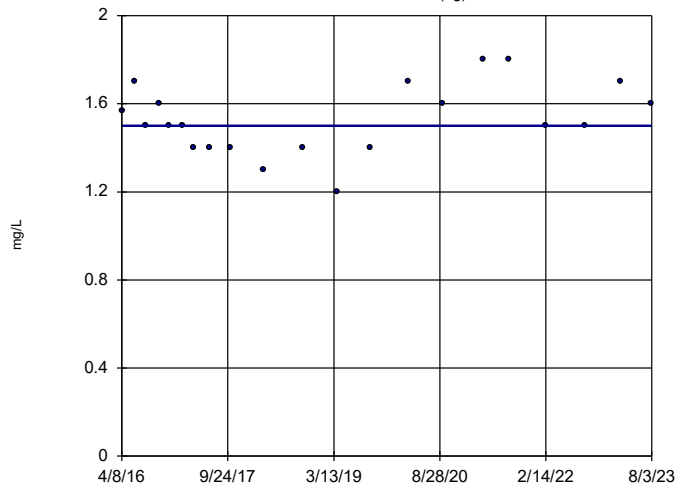
GWA-46 (bg)



Constituent: Chloride Analysis Run 10/2/2023 8:33 AM View: Appendix III - Trend Tests
Plant Scherer Client: Southern Company Data: Scherer PAC-CCR

Sen's Slope Estimator

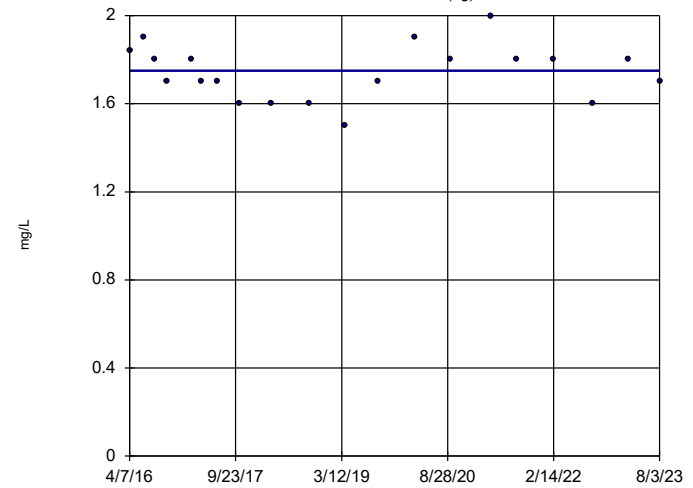
GWA-47 (bg)



Constituent: Chloride Analysis Run 10/2/2023 8:33 AM View: Appendix III - Trend Tests
Plant Scherer Client: Southern Company Data: Scherer PAC-CCR

Sen's Slope Estimator

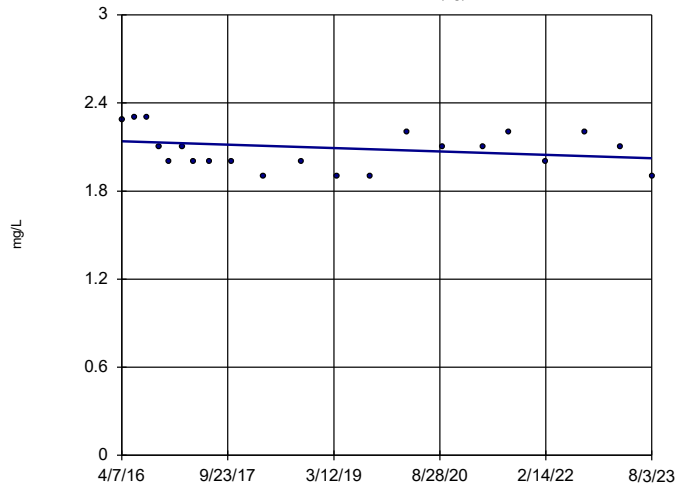
GWA-48 (bg)



Constituent: Chloride Analysis Run 10/2/2023 8:33 AM View: Appendix III - Trend Tests
Plant Scherer Client: Southern Company Data: Scherer PAC-CCR

Sen's Slope Estimator

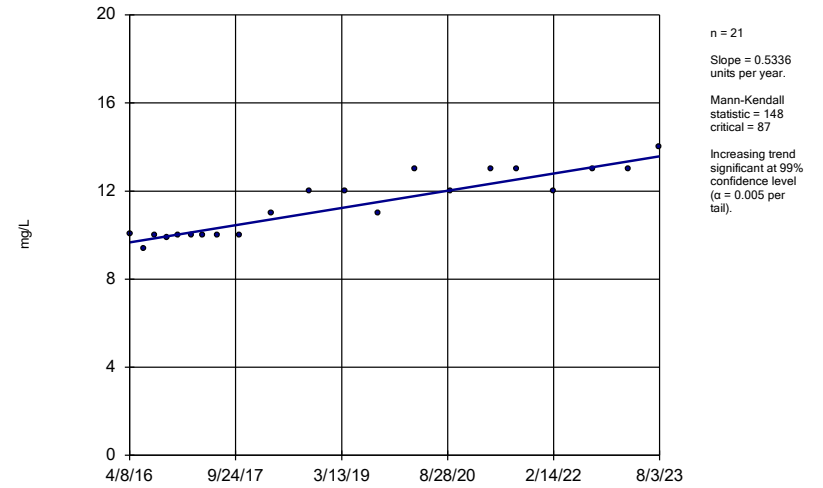
GWA-49 (bg)



Constituent: Chloride Analysis Run 10/2/2023 8:33 AM View: Appendix III - Trend Tests
Plant Scherer Client: Southern Company Data: Scherer PAC-CCR

Sen's Slope Estimator

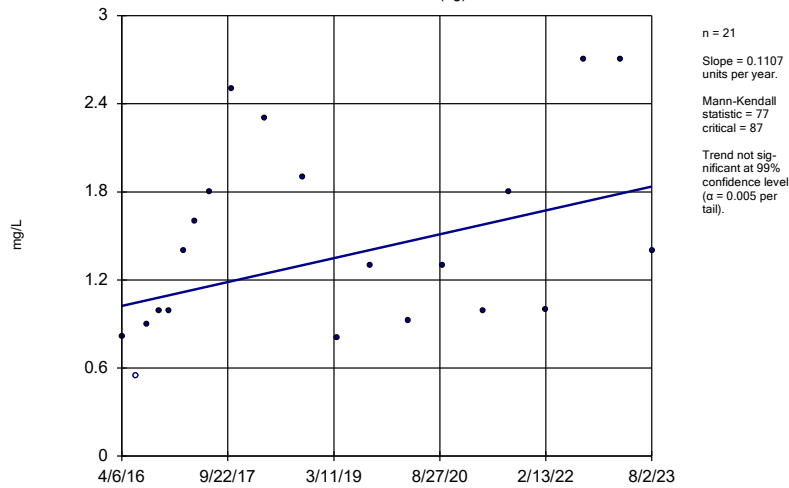
GWC-53



Constituent: Chloride Analysis Run 10/2/2023 8:33 AM View: Appendix III - Trend Tests
Plant Scherer Client: Southern Company Data: Scherer PAC-CCR

Sen's Slope Estimator

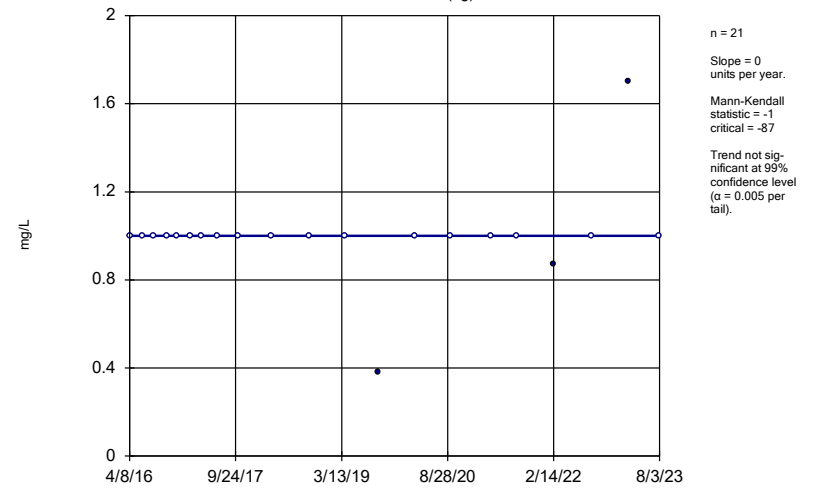
GWA-21 (bg)



Constituent: Sulfate Analysis Run 10/2/2023 8:33 AM View: Appendix III - Trend Tests
Plant Scherer Client: Southern Company Data: Scherer PAC-CCR

Sen's Slope Estimator

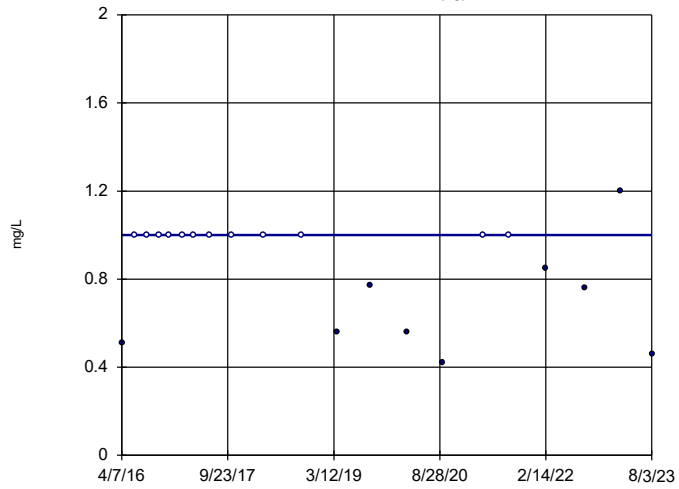
GWA-22 (bg)



Constituent: Sulfate Analysis Run 10/2/2023 8:33 AM View: Appendix III - Trend Tests
Plant Scherer Client: Southern Company Data: Scherer PAC-CCR

Sen's Slope Estimator

GWA-49 (bg)

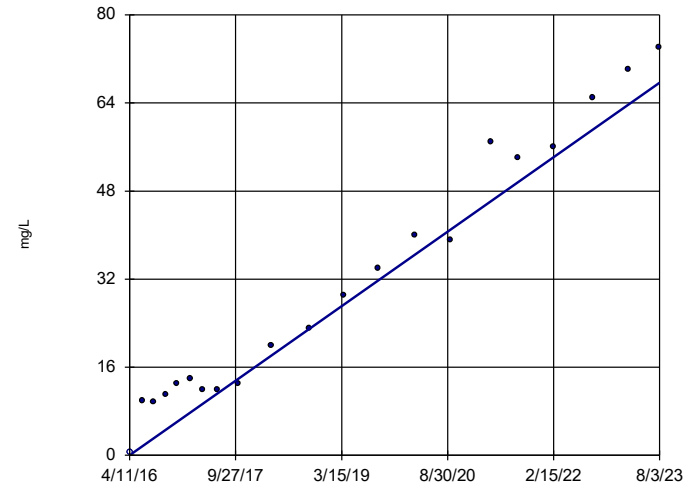


n = 21
Slope = 0
units per year.
Mann-Kendall
statistic = -37
critical = -87
Trend not sig-
nificant at 99%
confidence level
($\alpha = 0.005$ per
tail).

Constituent: Sulfate Analysis Run 10/2/2023 8:33 AM View: Appendix III - Trend Tests
Plant Scherer Client: Southern Company Data: Scherer PAC-CCR

Sen's Slope Estimator

GWC-52



n = 21
Slope = 9.245
units per year.
Mann-Kendall
statistic = 190
critical = 87
Increasing trend
significant at 99%
confidence level
($\alpha = 0.005$ per
tail).

Constituent: Sulfate Analysis Run 10/2/2023 8:33 AM View: Appendix III - Trend Tests
Plant Scherer Client: Southern Company Data: Scherer PAC-CCR

FIGURE J.

Appendix III Intrawell Prediction Limit - October 2023 Resample - All/Significant Result

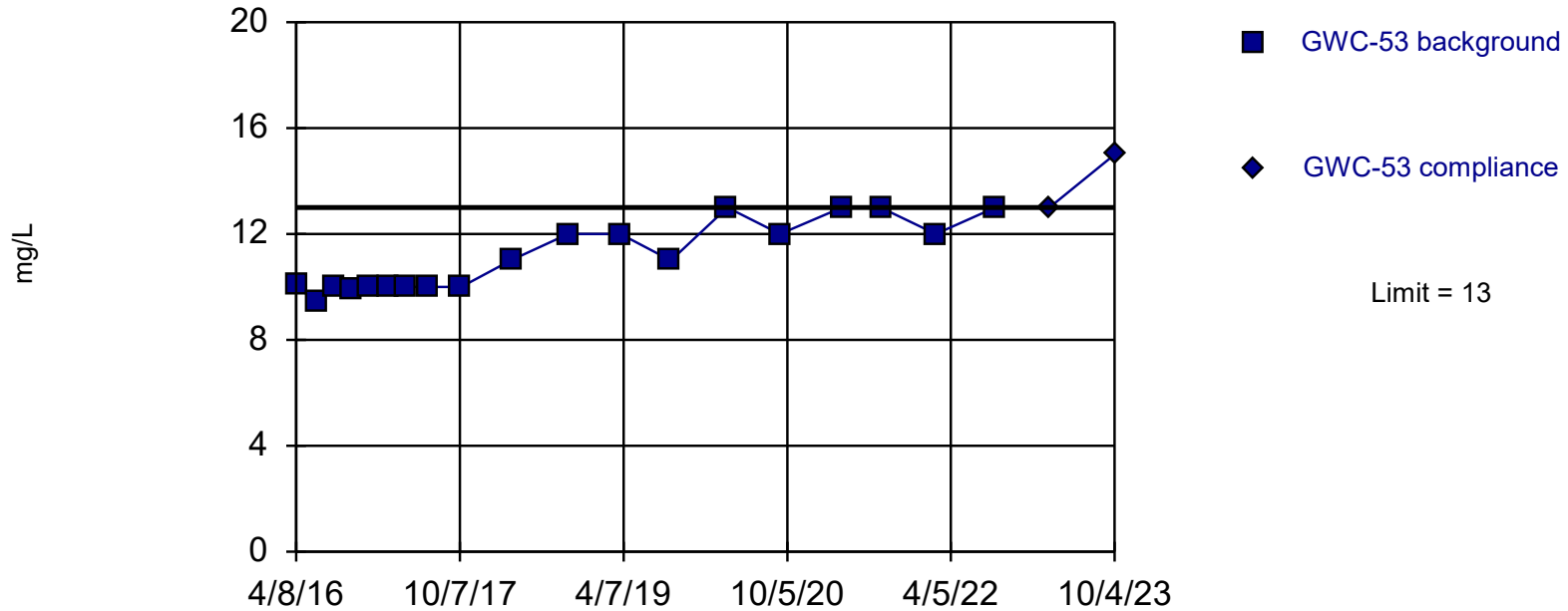
Plant Scherer Client: Southern Company Data: Scherer PAC-CCR Printed 10/16/2023, 11:24 AM

Constituent	Well	Upper Lim	Lower Lim	Date	Observ.	Sig.	Bg N	Bg Mean	Std. Dev.	%NDs	ND Adj.	Transform	Alpha	Method
Chloride (mg/L)	GWC-53	13	n/a	10/4/2023	15	Yes	19	n/a	n/a	0	n/a	n/a	0.004832	NP Intra (normality) 1 of 2

Exceeds Limit

Prediction Limit

Intrawell Non-parametric



Non-parametric test used in lieu of parametric prediction limit because the Shapiro Wilk normality test showed the data to be non-normal at the 0.05 alpha level. Limit is highest of 19 background values. Well-constituent pair annual alpha = 0.009641. Individual comparison alpha = 0.004832 (1 of 2).

Constituent: Chloride Analysis Run 10/16/2023 11:23 AM View: Appendix III - Intrawell Resample
 Plant Scherer Client: Southern Company Data: Scherer PAC-CCR

Prediction Limit

Constituent: Chloride (mg/L) Analysis Run 10/16/2023 11:24 AM View: Appendix III - Intravel Resample
Plant Scherer Client: Southern Company Data: Scherer PAC-CCR

	GWC-53	GWC-53
4/8/2016	10.065	
6/16/2016	9.4	
8/11/2016	10	
10/13/2016	9.9	
12/6/2016	10	
2/13/2017	10	
4/11/2017	10	
6/24/2017	10	
10/11/2017	10	
3/26/2018	11	
10/4/2018	12	
3/28/2019	12	
9/12/2019	11	
3/19/2020	13	
9/11/2020	12	
4/6/2021	13	
8/13/2021	13	
2/14/2022	12	
8/31/2022	13	
2/28/2023		13
10/4/2023		15 (R)

FIGURE K.

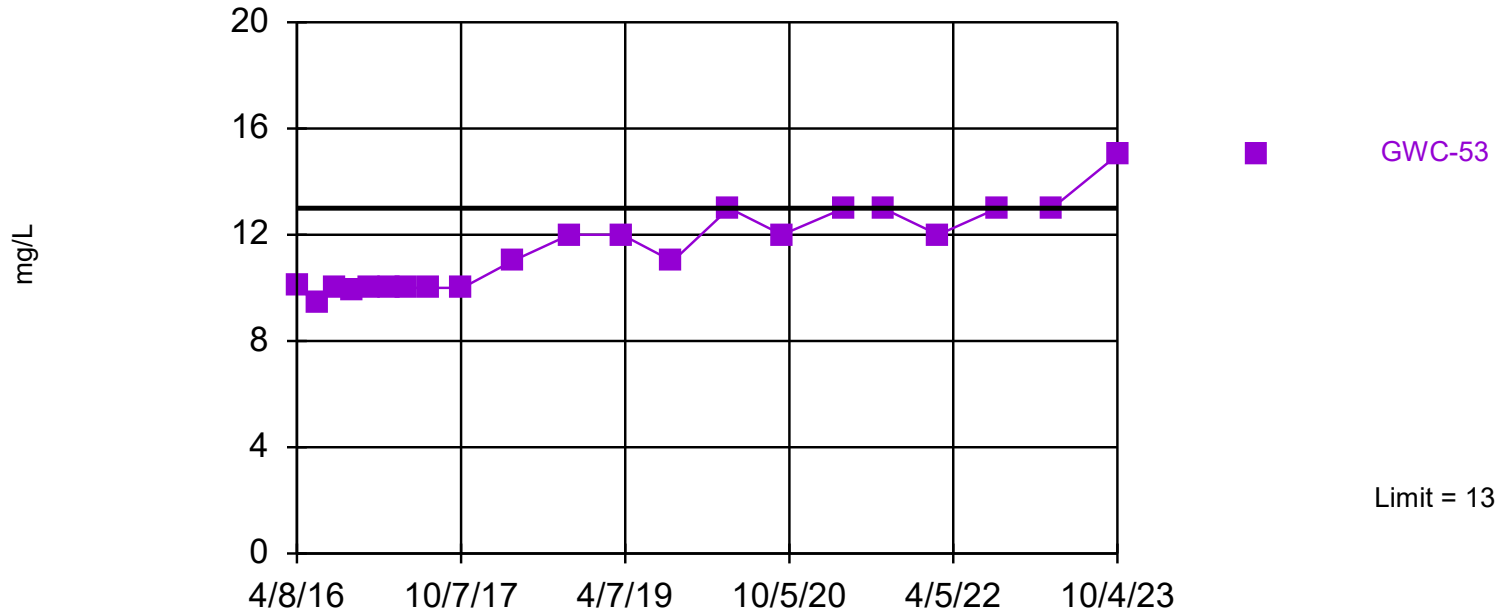
Appendix III Interwell Prediction Limits - Two-Step - October 2023 Resample (Significant Result)

Plant Scherer Client: Southern Company Data: Scherer PAC-CCR Printed 10/16/2023, 4:49 PM

Constituent	Well	Upper Lim	Lower Lim	LimDate	Observ.	Sig.	Bg N	Bg Mean	Std. Dev.	%NDs	ND Adj.	Transform	Alpha	Method
Chloride (mg/L)	GWC-53	13	n/a	10/4/2023	15	Yes	139	n/a	n/a	0	n/a	n/a	0.0001014	NP Inter (normality) 1 of 2

Exceeds Limit: GWC-53

Prediction Limit Interwell Non-parametric



Prediction Limit

Constituent: Chloride (mg/L) Analysis Run 10/16/2023 4:49 PM View: Appendix III - Resample Two-Step

Plant Scherer Client: Southern Company Data: Scherer PAC-CCR

	GWA-21 (bg)	GWA-46 (bg)	GWA-49 (bg)	GWA-45 (bg)	GWA-48 (bg)	GWA-22 (bg)	GWA-47 (bg)	GWC-53
4/6/2016	3.034							
4/7/2016		2.914	2.285	8.05	1.842			
4/8/2016						2.1	1.57	10.065
6/14/2016	3.1	3.1	2.3	9.3		4.2	1.7	
6/16/2016								9.4
6/17/2016					1.9			
8/9/2016		3.2	2.3	10		5	1.5	
8/10/2016	2.7				1.8			
8/11/2016								10
10/10/2016		3		10				
10/11/2016	2.7		2.1			3.8	1.6	
10/13/2016								9.9
10/14/2016					1.7			
12/2/2016	2.5	3	2	10				
12/5/2016						3.6	1.5	
12/6/2016								10
12/19/2016					2.7 (O)			
2/9/2017			2.1	9.4				
2/10/2017	3.4	2.7				2.2	1.5	
2/13/2017					1.8			10
4/7/2017		2.9	2	9.9	1.7	2.2	1.4	
4/10/2017	3.6							
4/11/2017								10
6/22/2017			2	9.7	1.7		1.4	
6/23/2017	3.2	3.3						
6/24/2017								10
6/26/2017						3.4		
10/9/2017	3.5					3.4		
10/10/2017		3.5	2	9.8	1.6		1.4	
10/11/2017								10
3/22/2018			1.9	9.7 (D)			1.3	
3/23/2018		3.6			1.6			
3/26/2018	3.8					1.9 (D)		11
10/3/2018	4		2	10	1.6	2.9		
10/4/2018		3.9						12
10/5/2018							1.4	
3/27/2019	2.9	3.7	1.9	9.6	1.5	2	1.2	
3/28/2019								12
9/12/2019	3.4	4.3	1.9	10	1.7	2.5	1.4	11
3/19/2020	3.9	4.5	2.2	9.9	1.9	2.2		13
3/20/2020							1.7	
9/10/2020	3.7		2.1			2.5		
9/11/2020		4.7		12	1.8		1.6	12
4/2/2021	3.7			13		1.8		
4/5/2021		5.3			2		1.8	
4/6/2021			2.1					13
8/12/2021	4.1	5.5	2.2	13	1.8	2.7		
8/13/2021							1.8	13
2/14/2022	4	5	2	10	1.8		1.5	12
2/15/2022						1.8		
8/26/2022	3.6					2		
8/30/2022			2.2					

APPENDIX F

Alternate Source Demonstrations

APPENDIX F

**Alternate Source Demonstrations
May 2023**



REPORT

Alternate Source Demonstration

*Plant Scherer Cell 1 and PAC Ash Cell Permit No. 102.009D(LI)
2022 Second Semi-Annual Event*

Submitted to:



Georgia Power Company

241 Ralph McGill Boulevard NE, Atlanta, Georgia 30308

Submitted by:

WSP USA, Inc.

5170 Peachtree Road Building 100 Suite 300, Atlanta, Georgia, USA 30341

+1 770 496-1893

May 1, 2023



Table of Contents

CERTIFICATION	1
1.0 INTRODUCTION	2
2.0 SITE DESCRIPTION	2
3.0 EVALUATION OF ANALYTICAL RESULTS & STATISTICAL ANALYSES	3
3.1 Statistical Analysis Method	3
4.0 ALTERNATE SOURCE DEMONSTRATION	3
4.1 Calcium (GWC-4 and GWC-19).....	4
4.2 Barium and Sulfate (GWC-4).....	5
4.3 Boron (GWC-10)	6
5.0 CONCLUSIONS	6
6.0 REFERENCES	8

Tables & Figures

- Table 1: Summary of Statistically Significant Increases – 2022 Second Semi-Annual Event
- Table 2: Saturation Indices
- Figure 1: Site Location Map
- Figure 2: Potentiometric Surface Map – Cell 1 (August 16, 2022)
- Figure 3: Calcium in Groundwater at GWC-4 and GWC-19
- Figure 4: Boron and Chloride in Groundwater at GWC-4 and GWC-19
- Figure 5: Cell 1 Hydrograph – GWC-4 and GWC-19
- Figure 6: Barium in Groundwater at Cell 1 and GWC-4
- Figure 7: Sulfate in Groundwater at GWC-4
- Figure 8: GWC-4 and Upgradient Groundwater Chemistry Piper Trilinear Diagram
- Figure 10: Boron in Groundwater at GWC-10

Appendix

Appendix: Analytical Data Reports

Certification

This *Alternate Source Demonstration, Plant Scherer Cell 1 and PAC Ash Cell Permit No. 102.009D(LI), 2022 Second Semi-Annual Monitoring Event*, has been prepared in compliance with 40 CFR § 257.94(e)(2) of the Federal Coal Combustion Residuals (CCR) Rule and §391-3-4-.14(23)(c) Georgia Solid Waste Management Rule by a qualified groundwater scientist or engineer with WSP USA Inc. References to the appropriate 391-3-4 Rules are incorporated throughout this document.

WSP USA Inc.



Dawn L. Prell, CPG
Senior Hydrogeologist



Rhonda N. Quinn, PG
Senior Geologist, Registered Professional Geologist No. 1031

I hereby certify that the information used in this *Alternate Source Demonstration, Plant Scherer Cell 1 and PAC Ash Cell Permit No. 102.009D(LI), 2022 Second Semi-Annual Monitoring Event*, is accurate pursuant to the requirements of 40 CFR §257.94(e)(2).



Mark T. Prytula, PhD, PE
Georgia Registered Professional Engineer No. 26729

1.0 INTRODUCTION

This Alternate Source Demonstration (ASD) has been prepared on behalf of Georgia Power Company (Georgia Power) by WSP USA, Inc. (WSP) in accordance with 40 CFR § 257.94(e)(2) of the Federal Coal Combustion Residuals (CCR) Rule and § 391-3-4-.14(23)(c) of the Georgia (GA) Solid Waste Management Rules to address the statistically significant increases (SSIs) of constituents over background concentrations.

These SSIs were reported in the *2022 Annual Groundwater Monitoring and Corrective Action Report* dated January 31, 2023, for the August 2022 semi-annual groundwater sampling event at Georgia Power's Plant Scherer (Scherer) Cell 1 and Powdered Activated Carbon (PAC) Ash Cell (WSP, 2023). Within 90 days of the reported SSIs in compliance with 391-3-4-.14, this report describes an alternate source and demonstrates that the SSIs are not the result of a release from Cell 1 or PAC Ash Cell, but rather due to natural variability in groundwater chemistry following site construction activities or variability in laboratory or sampling protocol.

Semi-annual groundwater quality monitoring and reporting for the landfill units at Plant Scherer are performed in accordance with the Solid Waste Permit 102.009D(LI); and the *Groundwater Monitoring Plan Narrative of the Design & Operations Plan for Georgia Power Company's, Plant Scherer CCB Disposal Facility*, prepared by Southern Company Generation Engineering and Construction Services, February 26, 2010 and the CCR Rule 40 CFR § 257.90-98. The following sections address the statistical exceedances noted following the 2022 second semi-annual monitoring event and provide evidence that demonstrates an alternate source for these exceedances.

2.0 SITE DESCRIPTION

Plant Scherer is a coal-fired power generation facility located in northeast Monroe County approximately five miles south of Juliette, GA. The property occupies approximately 13,000 acres and is bounded on the south by Lake Juliette. The plant is primarily surrounded by agricultural and residential use. Figure 1 depicts the location of Plant Scherer relative to the surrounding area. The site is located within the Piedmont Physiographic Province of central Georgia, which is characterized by gently rolling hills and narrow valleys, with locally pronounced linear ridges (Golder, 2022a). Overall, the property slopes gently south towards Lake Juliette and east toward the Ocmulgee River (Figure 1).

The Plant Scherer Landfill consists of a two active cells, namely, Cell 1 and PAC Ash Cell (Figure 1). The two active cells have been used since 2011 for the disposal of CCR. The landfill is situated east/southeast of the ash pond, which is in a topographically high area on the property. The landfill cells have a geosynthetic clay and geomembrane composite liner, and a leachate collection and removal system. Figure 2 depicts the general configuration of the Cell 1 and site monitoring wells along with the potentiometric surface inferred from groundwater elevations measured in the monitoring well network on August 16, 2022.

3.0 EVALUATION OF ANALYTICAL RESULTS & STATISTICAL ANALYSES

As presented in the *2022 Semi-Annual Groundwater Monitoring and Corrective Action Report*, detected concentrations of target constituents are below the established prediction limits (PLs) in groundwater samples collected during the August 2022 sampling event with exception of barium, sulfate, and calcium at GWC-4, boron at GWC-10, and calcium at GWC-19. Verification sampling was conducted in December 2022 and again in February 2023 to confirm the SSIs noted during the August 2022 sampling event.

An Alternate Source Demonstration (ASD) has been prepared to address the SSIs above background. Table 1 summarizes the statistical exceedances above PLs following the August 2022 sampling event and subsequent resampling results. The SSIs for barium, calcium and sulfate at monitoring well GWC-4, as well as calcium at monitoring well GWC-19 remain verified following resampling; whereas the initial apparent SSI for boron at well GWC-10 was not verified following the February 2023 sampling event. The SSIs at the site are below applicable primary or secondary maximum contaminant levels (MCLs) for drinking water.

3.1 Statistical Analysis Method

The selected statistical method for Cell 1 and PAC Ash Cell was developed using methodology presented in *Statistical Analysis of Groundwater Data at RCRA Facilities, Unified Guidance*, (Unified Guidance) (USEPA March 2009). Sanitas groundwater statistical software was used to perform the statistical analyses. Sanitas is a decision-support software package that incorporates the statistical tests required of Subtitle C and D facilities by United States Environmental Protection Agency (USEPA) regulations and as recommended in the Unified Guidance.

During detection monitoring at the site, groundwater quality data are evaluated using a two-step statistical approach (i.e., intrawell followed by interwell PLs). The statistical method(s) use an optional 1-of-2 verification resample plan. Intrawell statistical analyses methods are evaluated for each well and constituent pair. For an apparent SSI, a second step of interwell comparisons is performed. An SSI is declared when downgradient well data exceed both intrawell and interwell PLs.

4.0 ALTERNATE SOURCE DEMONSTRATION

In accordance with Rule and § 391-3-4-.14(23)(c) and 40 CFR § 257.94(e)(2), the following discussion provides a demonstration that the SSIs identified following the August 2022 sampling event are not the result of a release from Cell 1 or the PAC Ash Cell.

In general, site-wide variability in inorganic indicators is likely the result of a construction project in the vicinity of site monitoring wells. The North Sediment Pond construction consisted of over-excavation of the subgrade, replacement with structural fill, clay and geosynthetic liner, and the installation of underdrains to maintain the permit-required five feet of separation (Brantley, 2020). Construction activities on the North Sediment Pond began in July 2019 and were completed in November of 2020. Site over-excavation, underdrain installation, and lining of the sediment pond have affected localized aquifer recharge and the disturbance to local soils would provide additional surfaces for mineral solubility. This alone can explain the slight variability in groundwater chemistry in this area. Further lines of evidence demonstrating an alternative source for these SSIs are identified in subsections below.

4.1 Calcium (GWC-4 and GWC-19)

The calcium concentration at GWC-4 in August 2022 was 17 milligrams per liter (mg/L), slightly above the prediction limit (PL) of 16.56 mg/L. The calcium concentration at GWC-19 was 18 mg/L in August 2022, also slightly above the PL of 15.99 mg/L. During the subsequent sampling events in December 2022 and February 2023, calcium at wells GWC-4 and GWC-19 remained above the PL (Table 1, Figure 3). Calcium concentrations in well GWC-4 and GWC-19 are due to construction of the nearby North Sediment Pond, natural variations in groundwater flow, and quality related to mineral saturation and solubility and are not related to any release from the lined CCR landfill units, as described below.

Boron is a constituent in CCR materials that is commonly used as an indicator parameter in groundwater monitoring at CCR units because of its occurrence as a conservative (non-reactive) element in groundwater flow. Boron and chloride are primary indicator parameters in groundwater flow through CCR units (e.g. Ruhl 2014). Boron has not been detected throughout the monitoring history at GWC-4 or GWC-19 (i.e., <0.060 mg/L, Figure 4), and chloride concentrations at GWC-4 and GWC-19 are stable and do not indicate any trend (Figure 4), which indicates a lack of CCR constituents in groundwater near these two wells. Overall, the groundwater quality in wells GWC-4 and GWC-19 reflect metal concentrations that are comparable to reported concentrations in the nearby Piedmont areas (USGS 2013).

Calculated mineral saturation indices (SIs)¹ for wells GWC-4 and GWC-19 are shown in Table 2. The SI data indicate that calcite (calcium carbonate) is undersaturated based on the chemical composition of groundwater in wells GWC-4 and GWC-19. This condition means additional calcium dissolution from the aquifer system remains favorable until chemical equilibrium (calcium saturation) is achieved. The apparent increase in calcium concentrations above the PLs is attributed to mineral dissolution and re-equilibration, and such variations in metal concentrations are expected due to natural variations in groundwater flow in the overburden-fractured rock aquifer at the site. Physical changes at the site, potentially from engineering and construction activities, can also cause these changes when soils rich in calcium and sulfide minerals are exposed to the surface with additional recharge resulting in leaching of these minerals. Additionally, excavation of vegetation and organic soils found in the sediment pond footprint (previously used for stormwater control), the addition of structural fill, and construction of a two-foot layer of compacted clay liner can provide a site-specific source of soluble minerals.

Groundwater elevations in wells GWC-4 and GWC-19 have slightly declined during the last two years (Figure 5), since the over-excavation and lining of the North Sediment Pond. Recent construction, including the addition of 2,600 feet of underdrain was recently installed at the site. Construction of the drain, which occurred in December 2019, (Brantley 2020), corresponds to the observed increase in calcium and sulfate identified at well GWC-4 and calcium in GWC-19. Site groundwater flow has a documented flow rate of 83 to 150 feet/year. At this calculated flow rate, and a distance of approximately 250 feet from the pond boundary to monitoring wells GWC-4 and GWC-19, the delayed response in elevated constituent concentrations is expected.

¹ Mineral Saturation Index (SI) is a measure of whether a water will tend to dissolve or precipitate a particular mineral. An SI is negative when the mineral may be dissolved (i.e., it is present below its saturation concentration), positive when it may be precipitated (i.e., is above its saturation concentration), and zero when the water and mineral are at chemical equilibrium. The SI is calculated by comparing the chemical activities of the dissolved ions of the mineral (ion activity product, IAP) with their solubility product (K_{sp}). In equation form, $SI = \log(IAP/K_{sp})$.

The decreases in groundwater levels can affect the pH and redox condition in the uppermost aquifer and subsequently, affect the kinetics of mineral dissolution or precipitation. At the site, it appears that groundwater elevations have declined nearly five feet since 2019.

4.2 Barium and Sulfate (GWC-4)

The concentration of barium at GWC-4 for the February 2022 event is within the range observed historically across the site (Figure 6). The barium concentration at GWC-4 for the August 2022 sampling event is 54 µg/L (0.054 mg/L), which is only 3 parts per billion above the intrawell PL of 53 µg/L (0.053 mg/L); while during the December 2022 resampling event and subsequent February 2023 sampling event, the concentration increased to 65 µg/L (0.065 mg/L) and 81 µg/L (0.081 mg/L), respectively. With a range of less than 30 parts per billion over the upper PL, such variations in barium and other metal concentrations in groundwater are expected due to natural variations in groundwater quality related to nearby construction of the North Sediment Pond and changes in groundwater elevations. As noted above, site construction has exposed site soils and lowered water levels creating variability of mineral saturation and solubility that could lead to increased concentrations of barium.

Barium concentrations at well GWC-4 are comparable to the reported range of barium concentrations (0.02 to 0.12 mg/L) in the crystalline rock aquifers of the Piedmont (USGS, 2009 and USGS, 2013). Naturally occurring minerals such as barite are fairly common in the Piedmont and barite is easily dissolved under most geochemical conditions (USGS, 2013). The decline in water levels in site monitoring wells is a likely factor contributing to the variability in natural chemistry observed across the site.

The sulfate concentration at GWC-4 for the August 2022 sampling event is 19 mg/L, and for the December 2022 resampling it is 32 mg/L. Subsequent sampling during February 2023 continues to verify the statistical exceedance with a reported concentration (56 mg/L) above the PL. Figure 7 shows time line trends of GWC-4 and site-wide sulfate concentrations. The recent increase in sulfate concentrations in GWC-4 is explained below.

General chemistry at GWC-4 compared to upgradient groundwater monitoring wells is presented on a piper trilinear diagram (Figure 8). Review of the piper diagram shows that GWC 4 concentrations are similar to upgradient groundwater quality and do not suggest influence of another source (i.e., Cell 1).

Boron and chloride are primary indicator parameters in groundwater flow through CCR units (e.g. Ruhl 2014). Boron has not been detected throughout the monitoring history at GWC-4 (i.e., <0.060 mg/L, Figure 4), and chloride concentrations at GWC-4 are stable and do not indicate any trend (Figure 4). If the SSIs of barium or sulfate were due to a release from the landfill we would expect to see an increase in multiple indicator parameters, notably boron and chloride, which is not observed. The increase in barium and sulfate concentrations at GWC-4 are attributed to natural variations in groundwater chemistry.

Calculated mineral SIs for wells GWC-4 and GWC-19 are shown in Table 2. The SI data indicate that gypsum (calcium sulfate) and barite (barium sulfate) are undersaturated, based on the chemical composition of groundwater in wells GWC-4 and GWC-19. This means that calcium, barium, and sulfate are favored for dissolution in the aquifer system until mineral equilibrium (SI = zero) for these constituents is achieved. If there was a release from Cell 1, the expectation would be that groundwater quality would be significantly affected by the major indicator parameters (boron and chloride particularly) and that the groundwater would be saturated with sulfate and barium (i.e., the saturation indices for these constituents would be notably greater than zero).

As noted above, physical changes at the site, from engineering and construction related activities is the likely cause of elevated barium and sulfate at GWC-4. Site over-excavation, underdrain installation, and lining of the sediment pond have affected localized aquifer recharge and the disturbance to local soils would provide additional surfaces for mineral solubility resulting in variability in the natural groundwater chemistry. Additionally, the time lag between the site construction activities and the measured changes in groundwater quality reflects the previously reported travel time of site groundwater.

4.3 Boron (GWC-10)

Following the August 2022 sampling event boron was detected at monitoring well GWC-10 (0.11 mg/L) above the PL of 0.08 mg/L. Historically, boron has not been reported above the method detection limit (0.06 mg/L). A resample event conducted on December 28, 2022 reported a boron concentration of 0.098 mg/L. During the first semi-annual monitoring event in 2023, boron was not reported above the detection limit (<0.060 mg/L) at GWC-10 (Figure 9). Thus, the apparent SSI of boron at GWC-10 is not verified and can be attributed to variability in laboratory or sampling protocol.

5.0 CONCLUSIONS

This ASD has been prepared in response to apparent statistical exceedances presented in the *2022 Semi-Annual Groundwater Monitoring and Corrective Action Report, Georgia Power Plant Scherer Cell 1 and PAC Ash Cell, Permit No. 102.009D(LI)*, dated January 31, 2023. In accordance with 40 CFR § 257.94(e)(2) and §391-3-4-.14.(23)(c) of the GA Solid Waste Management Rules, this ASD along with the previously submitted ASD for barium and sulfate at GWC-4 (Golder 2022b) and calcium at GWC-19 (Golder, 2022c) addresses each of the SSIs noted following the August 2022 sampling event.

Based on the data presented herein, SSIs from the August 2022 monitoring event are not the result of a release from the lined landfill unit, but rather natural variability in groundwater quality. The lines of evidence include:

- The landfill cells have a geosynthetic clay and geomembrane composite liner, and a leachate collection and removal system. There is no evidence of a release through the liner systems.
- Site over-excavation, underdrain installation, and lining of the North Sediment Pond have affected localized aquifer recharge and the disturbance to local soils would provide additional surfaces for mineral solubility thus explaining the variability in site groundwater chemistry. Site construction activities correspond to the observed increase in concentrations identified at wells GWC-4 and GWC-19.
- In consideration of the site groundwater flow rate 83 to 150 feet/year, and a distance of approximately 250 feet from the pond boundary to monitoring well GWC-4, the time lag between the site construction activities and the measured changes in groundwater quality corresponds with the reported travel time of site groundwater.
- The reported concentrations of calcium, barium, and sulfate are within the range of concentrations expected in the overburden – fractured bedrock aquifers in samples from the Piedmont in the southeastern United States (USGS, 2009; USGS, 2013).
- The chemical composition of groundwater in wells GWC-4 and GWC-19 are similar to upgradient groundwater (Figure 8) and do not suggest influence of another source (i.e., Cell 1).

- Boron, a primary indicator parameter for CCR, is not present above the method detection limit (<0.060 mg/L) at wells GWC-4 and GWC-19. Barium, calcium and sulfate represent the only SSIs for GWC-4; no other primary indicator parameters for CCR exceed the prediction limits at well GWC-4. The concentrations of barium and sulfate in well GWC-4 can be explained by mineral saturation indices.
- Mineral saturation indices suggest that calcium, barium, and sulfate concentrations in groundwater in GWC-4 and GWC-19 are controlled by the natural mineral dissolution in the aquifer materials and not a result of a release from Cell 1.
- Boron, has not been verified at GWC-10 and no other primary indicator parameters for CCR exceed the prediction limits at well GWC-10. With the exception of the August 2022 and December 2022 events, boron has not been detected in GWC-10 above the detection limit (0.060 mg/L) and can be attributed to variability in laboratory protocol.

The applicable SSIs addressed above are below their primary or secondary MCLs. Based on the findings presented herein, Georgia Power will continue with detection groundwater monitoring at Cell 1 and PAC Ash Cell. A copy of this ASD will be included with the forthcoming Annual report.

6.0 REFERENCES

- Brantley, 2020. *Construction Certification Report for Plant Scherer North Sediment Pond Modifications, Georgia Power Plant Scherer*, Brantley Engineering, LLC, November 25, 2020.
- Golder, 2022a. *Hydrogeologic Assessment Report, Plant Scherer Ash Pond 1*, Golder Associates Inc., August 2022.
- Golder, 2022b. *Alternate Source Demonstration, Plant Scherer Cell 1 and PAC Ash Cell Permit No. 102.009D(LI), 2022 First Semi-Annual Event Golder WSP*, November 29, 2022.
- Golder, 2022c. *Alternate Source Demonstration, Plant Scherer Cell 1 and PAC Ash Cell Permit No. 102.009D(LI), 2021 Second Semi-Annual Event*, Golder WSP, April 21, 2022.
- Ruhl, 2014, *Boron and Strontium Isotopic Characterization of Coal Combustion Residuals: Validation of New Environmental Tracers*, Environmental Science & Technology 2014, Volume 48, Issue 24, Pages 14790-14798, Laura S. Ruhl, Gary S. Dwyer, Heileen Hsu-Ki, James C. Hower, and Avner Vengosh, November 24, 2014
- USEPA, 2009, *Statistical Analysis of Groundwater Monitoring Data at RCRA Facilities, Unified Guidance*. Office of Resource Conservation and Recovery – Program Implementation and Information Division, USEPA 530/R-09-007, March 2009.
- USGS, 2009. *Characterization of Groundwater Quality Based on Regional Geologic Setting in the Piedmont and Blue Ridge Physiographic Provinces, North Carolina*, Scientific Investigations Report 2009-5149, 2009.
- USGS, 2013. *Natural Occurring Contaminants in the Piedmont and Blue Ridge Crystalline-Rock Aquifers and Piedmont Early Mesozoic Basin Siliciclastic-Rock Aquifers, Eastern United States, 1994-2008*, Scientific Investigations Report 2013-5072, 2013.
- WSP, 2023. *2022 Annual Groundwater Monitoring and Corrective Action Report, Georgia Power Plant Scherer Cell 1 and PAC Ash Cell, Permit No. 102.009D(LI)*, WSP USA Inc., January 31, 2023.

Tables & Figures

TABLE 1
SUMMARY OF STATISTICALLY SIGNIFICANT INCREASES
2022 SECOND SEMI-ANNUAL EVENT
 Georgia Power Company - Plant Scherer
 Juliette, Georgia

Constituent	Well ID	Intrawell Prediction Limit	Interwell Prediction Limit	Concentration (mg/L)			SSI (Verified/Unverified)	ASD Previously/Submitted
				8/25/2022	12/28/2022	2/23/2023		
				mg/L	mg/L	mg/L		
CELL 1								
Barium	GWC-4	0.05318	0.051	0.054	0.065	0.081	Verified	Yes
Calcium	GWC-4	16.56	14	17	20	26	Verified	Yes
Sulfate	GWC-4	6.288	3.1	19	32	56	Verified	Yes
Boron	GWC-10	0.08	0.08	0.11	0.098	< 0.060	Unverified	No
Calcium	GWC-19	15.99	14	18	19	18	Verified	Yes

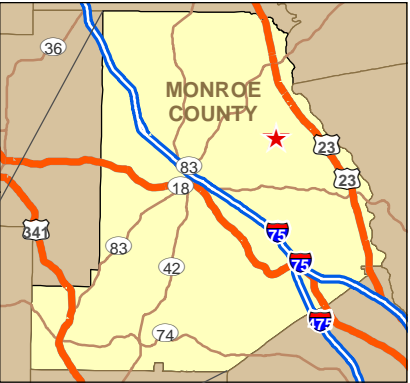
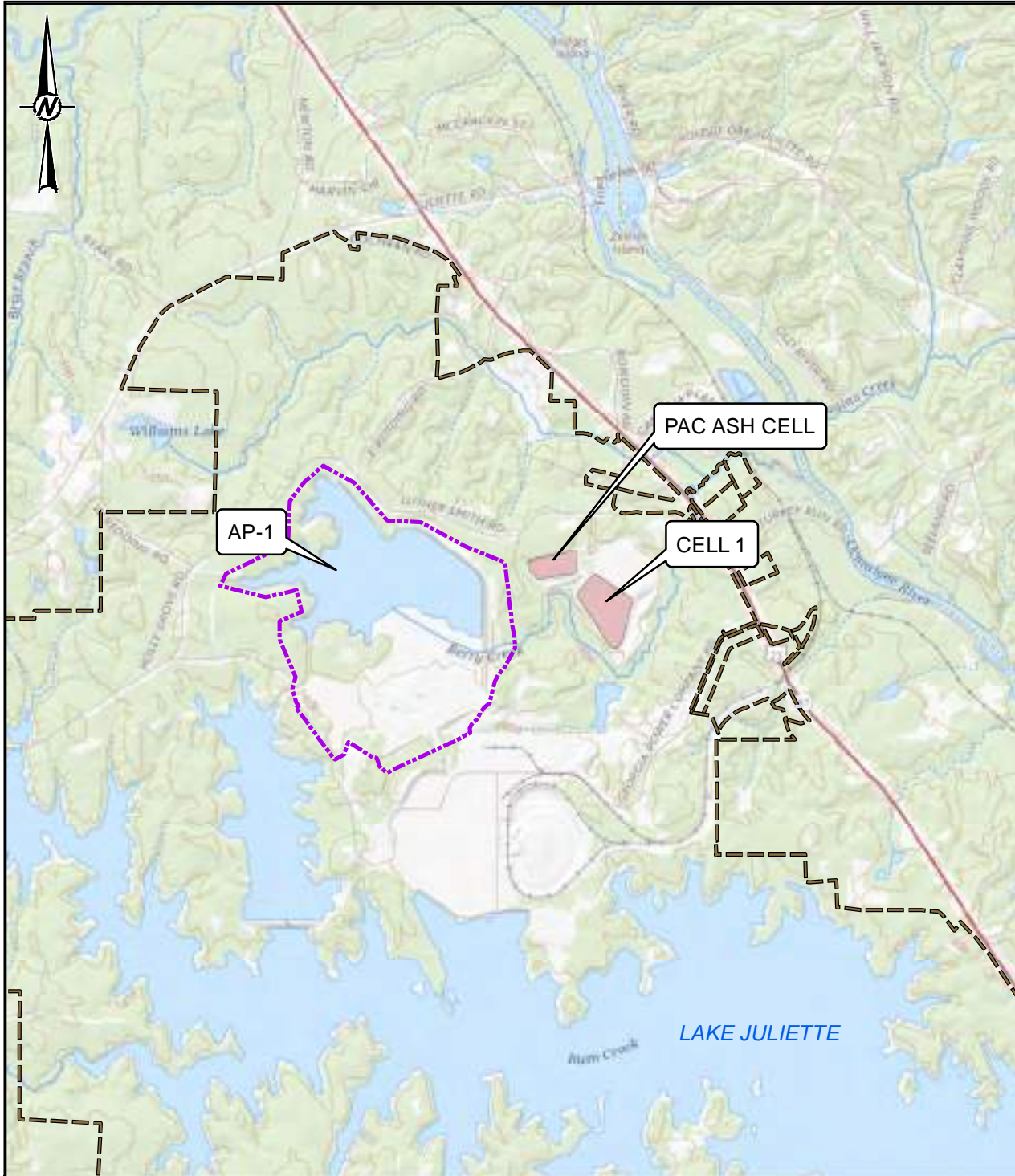
Notes:

[1] Alternate Source Demonstration Georgia Power Company – Plant Scherer Cell 1 and PAC Ash Cell Permit No. 102.009D(LI) 2021 First Semi-Annual Monitoring Event, November 19, 2021 (Golder, 2021).

TABLE 2
SATURATION INDICES
 Georgia Power Company - Plant Scherer
 Juliette, Georgia

Analyte	Groundwater Monitoring Wells																			
	GWA-15	GWA-16	GWA-17	GWC-1	GWC-2	GWC-3	GWC-4	GWC-5	GWC-6	GWC-7	GWC-8A	GWC-9	GWC-10	GWC-11	GWC-12	GWC-13	GWC-14	GWC-18	GWC-19	GWC-20
	2/28/2023	2/28/2023	2/28/2023	2/27/2023	2/27/2023	2/28/2023	2/27/2023	2/28/2023	2/27/2023	2/27/2023	2/27/2023	2/27/2023	2/21/2023	2/27/2023	2/27/2023	2/27/23	2/27/2023	2/28/2023	2/28/2023	2/28/2023
Calcite	-3.889	-1.851	-2.362	-1.409	-1.596	-2.934	-1.92	-1.924	-1.994	-1.786	-0.8446	-1.46	-1.62	-2.054	-4.997	-2.644	-3.183	-2.043	-1.738	-1.599
Barite	-1.725	-1.798	-1.724	-1.507	-1.509	-1.578	0.1855	0.009991	-0.561	-1.672	-0.7803	-0.8942	-1.216	-2.134	-1.86	-1.513	-2.175	-1.714	-1.82	-1.75
Gypsum	-3.948	-3.917	-4.098	-3.754	-3.747	-3.685	-2.153	-1.887	-2.885	-3.859	-2.551	-2.829	-3.27	-4.103	-4.895	-4.043	-4.189	-4.052	-3.892	-3.887

Calcite is calcium carbonate
 Barite is barium sulfate
 Gypsum is calcium sulfate



LEGEND

- PROPERTY BOUNDARY
- - - - - AP-1 PERMIT BOUNDARY

Service Layer Credits: USGS The National Map: National Boundaries Dataset, 3DEP Elevation Program, Geographic Names Information System, National Hydrography Dataset,



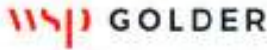
CLIENT
GEORGIA POWER COMPANY
 PLANT SCHERER
 JULIETTE, GEORGIA



PROJECT
ALTERNATE SOURCE DEMONSTRATION
 PLANT SCHERER - CELL 1 AND PAC ASH CELL
 2022 SECOND SEMI-ANNUAL EVENT

TITLE
SITE LOCATION MAP

CONSULTANT



YYYY-MM-DD	2021-08-03
PREPARED	DJC
DESIGN	DJC
CHECKED	DLP
REVIEWED/APPROVED	RNQ

PROJECT No. 166235022	CONTROL 166235021AE000-GIS.mxd	Rev. 0	FIGURE 1
--------------------------	-----------------------------------	-----------	-------------

1 in IF THIS MEASUREMENT DOES NOT MATCH WHAT IS SHOWN, THE SHEET HAS BEEN MODIFIED FROM ANSIA

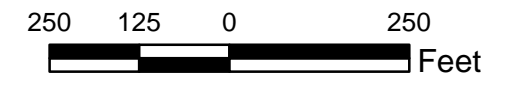


LEGEND

- CELL 1 LANDFILL MONITORING WELL
- CELL 3 LANDFILL MONITORING WELL
- PAC ASH LANDFILL MONITORING WELL
- SURFACE WATER SAMPLING LOCATION
- INFERRED POTENTIOMETRIC SURFACE CONTOUR (FT-NAVD 88)
- STREAM
- PROPERTY BOUNDARY
- NM NOT MEASURED

- NOTES**
1. GROUNDWATER ELEVATION MEASUREMENTS OBTAINED AUGUST 16, 2022 BY GOLDER ASSOCIATES.
 2. GROUNDWATER ELEVATIONS DISPLAYED IN FEET-NORTH AMERICAN VERTICAL DATUM (FT-NAVD 88).
 3. DEEP AND INTERMEDIATE WELL GROUNDWATER ELEVATIONS WERE NOT USED TO GENERATE GROUNDWATER CONTOURS.
 4. GWC-12* WAS NOT USED FOR CONTOURING.

- REFERENCE**
1. COORDINATE SYSTEM: NAD 1983 STATE PLAN GEORGIA WEST (U.S. FEET).
 2. MONITORING WELL/PIEZOMETER LOCATIONS PROVIDED BY JORDAN ENGINEERING.



CLIENT
GEORGIA POWER COMPANY
 PLANT SCHERER
 JULIETTE, GEORGIA



PROJECT
 ALTERNATE SOURCE DEMONSTRATION
 PLANT SCHERER - CELL 1 AND PAC ASH CELL
 2022 SECOND SEMI-ANNUAL EVENT

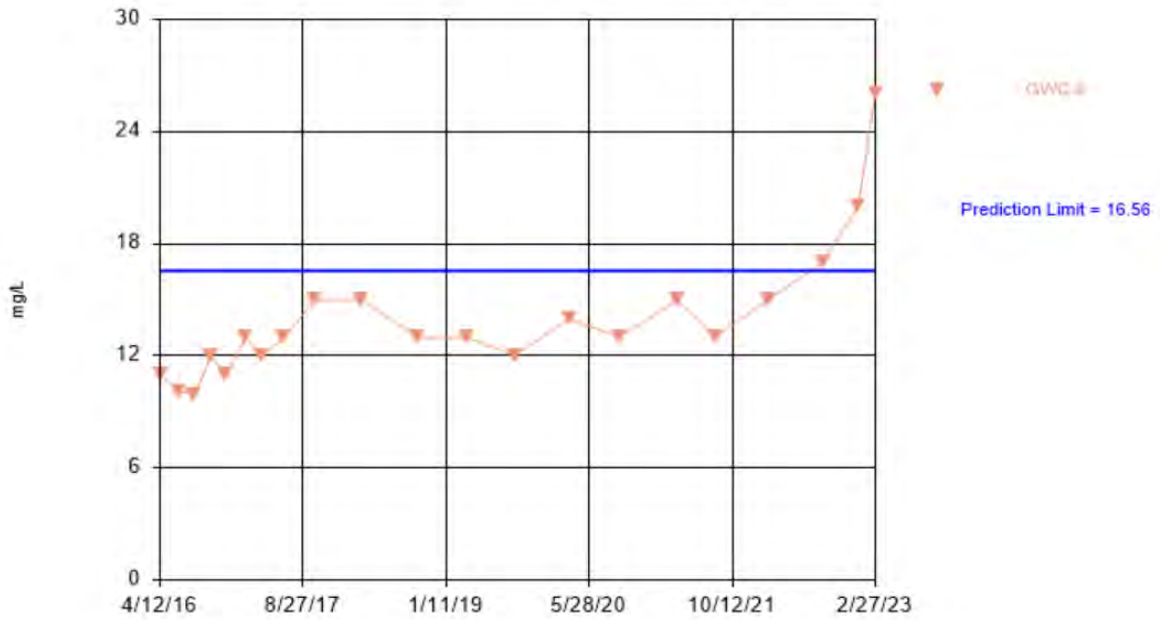
TITLE
POTENTIOMETRIC SURFACE MAP - CELL 1
AUGUST 16, 2022

CONSULTANT	YYYY-MM-DD	2022-10-13
	PREPARED	DJC
	DESIGN	DLP
	REVIEW	DLP
	APPROVED	RNQ

IF THIS MEASUREMENT DOES NOT MATCH WHAT IS SHOWN, THE SHEET HAS BEEN MODIFIED FROM ANSB

Time Series

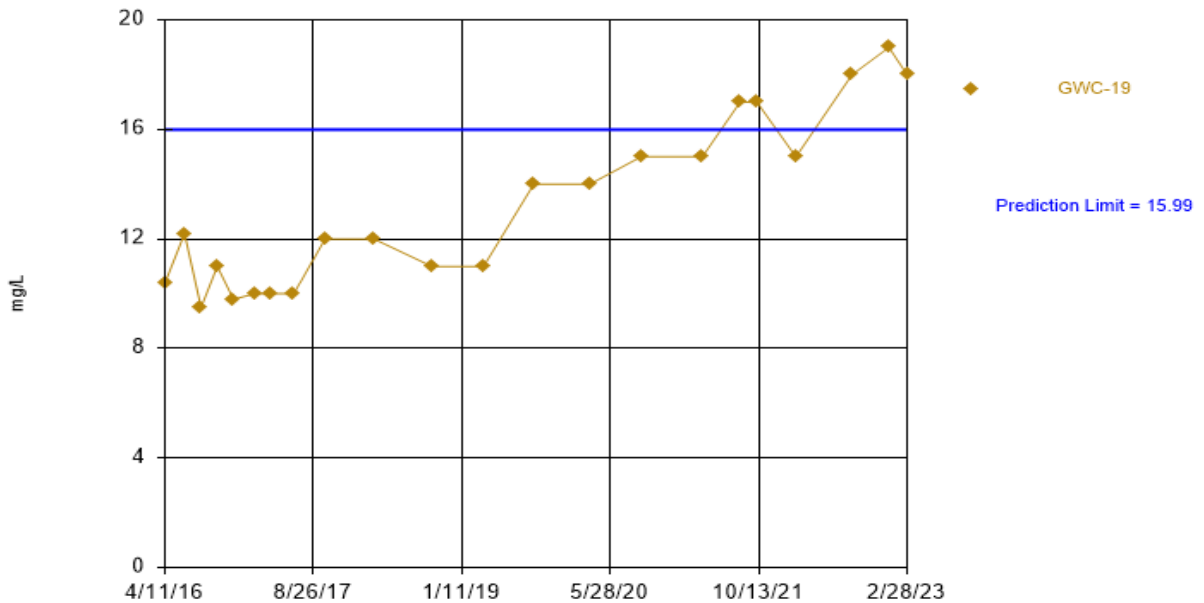
Figure 3a



Constituent: Calcium Analysis Run 4/24/2023 1:53 PM View: Cell 1 ApplII Intra Well PLs
Scherer Client: WSP Data: Scherer Cell 1 LF

Time Series

Figure 3b



Constituent: Calcium Analysis Run 4/25/2023 8:13 PM View: Cell 1 Appl_III Time Series
Scherer Client: WSP Data: Scherer Cell 1 LF

CLIENT
GEORGIA POWER COMPANY
PLANT SCHERER

PROJECT
ALTERNATE SOURCE DEMONSTRATION
PLANT SCHERER - CELL 1 AND PAC ASH CELL
2022 SECOND SEMI-ANNUAL EVENT

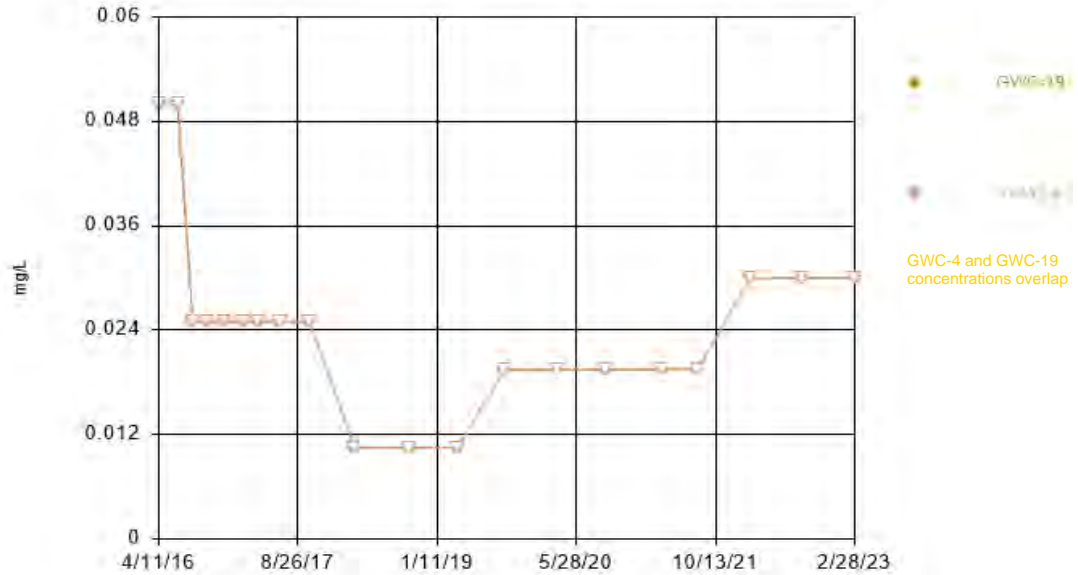
CONSULTANT



TITLE
CALCIUM IN GROUNDWATER AT GWC-4 AND GWC-19

Time Series

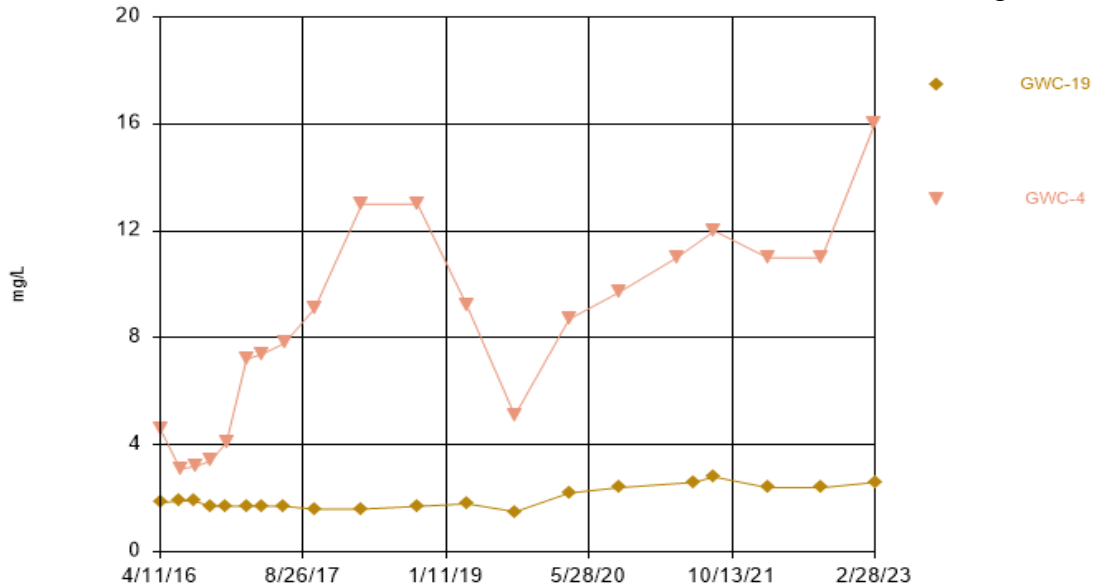
Figure 4a



Constituent: Boron Analysis Run 4/26/2023 10:40 PM View: AP III Cell 1
 Scherer Client: WSP Data: Scherer Cell 1 LF

Time Series

Figure 4b



Constituent: Chloride Analysis Run 4/26/2023 10:41 PM View: AP III Cell 1
 Scherer Client: WSP Data: Scherer Cell 1 LF

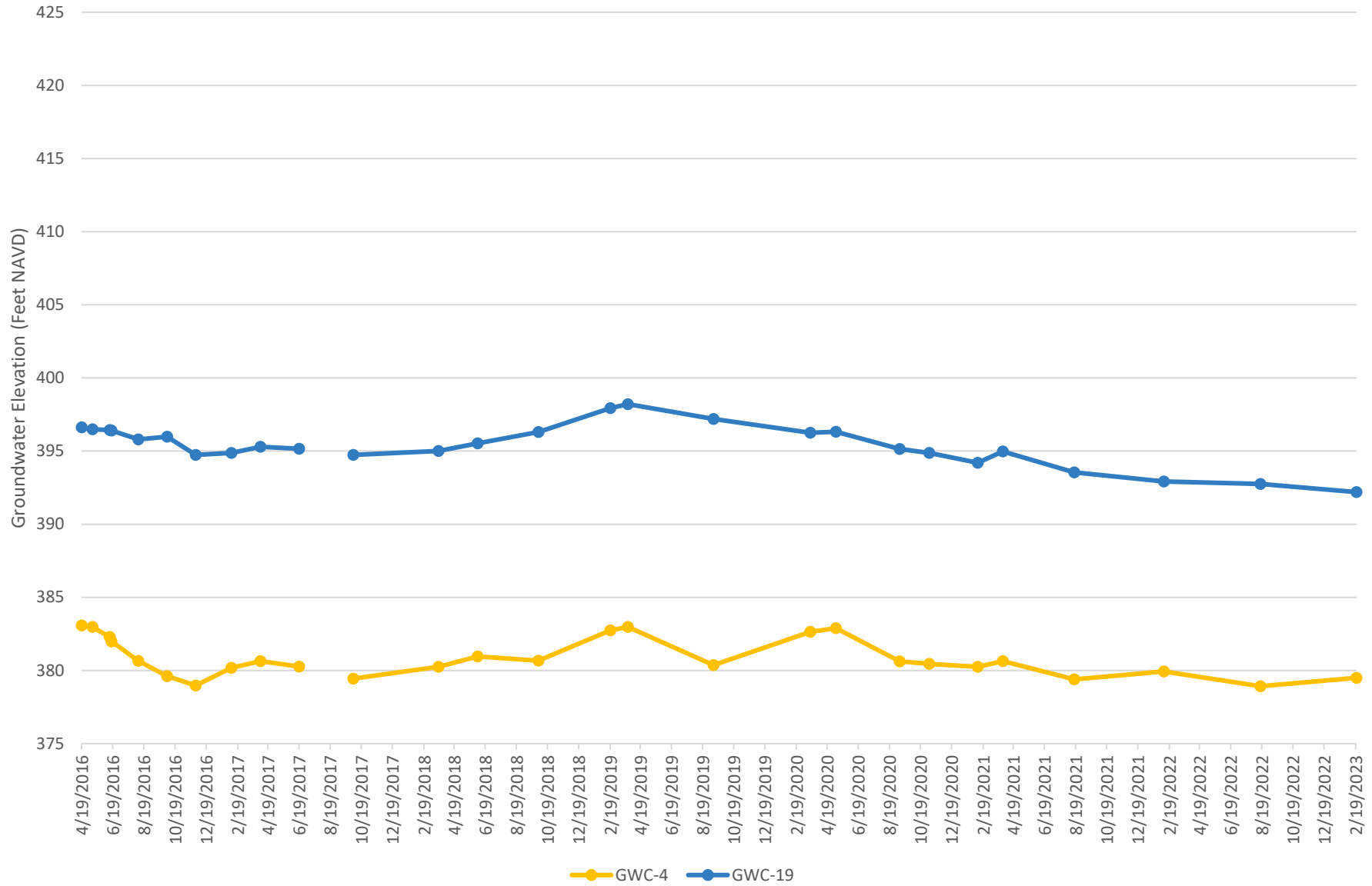
CLIENT
 GEORGIA POWER COMPANY
 PLANT SCHERER

CONSULTANT



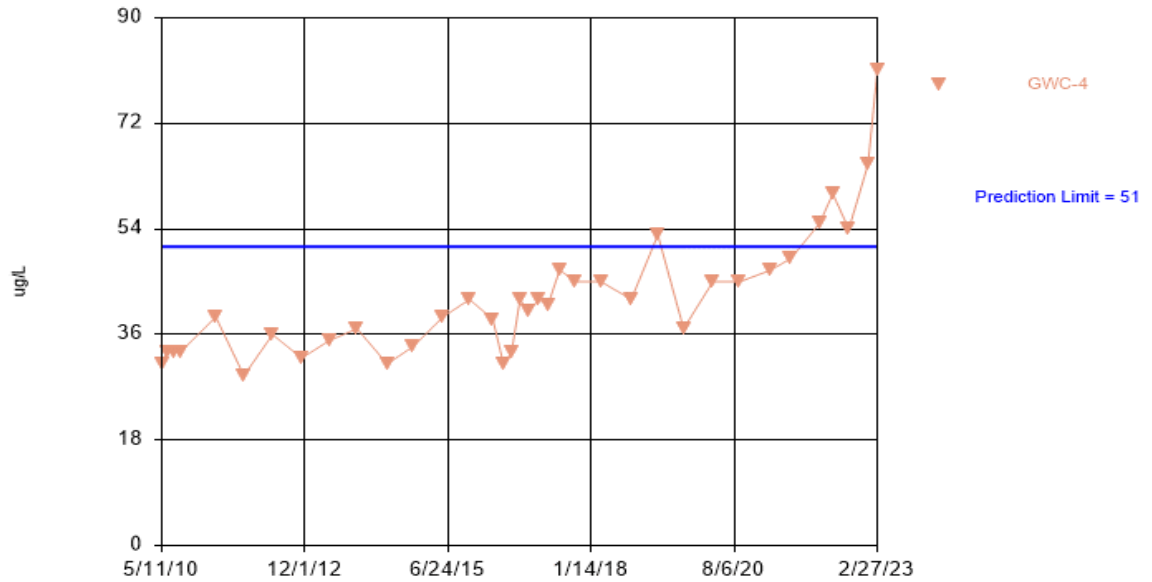
PROJECT
 ALTERNATE SOURCE DEMONSTRATION
 PLANT SCHERER - CELL 1 AND PAC ASH CELL
 2022 SECOND SEMI-ANNUAL EVENT
 TITLE
 BORON AND CHLORIDE IN GROUNDWATER AT GWC-4 and GWC-19

Cell 1 Hydrograph
 GWC-4 and GWC-19
 Georgia Power Company - Plant Scherer
 Juliette, Georgia



Time Series

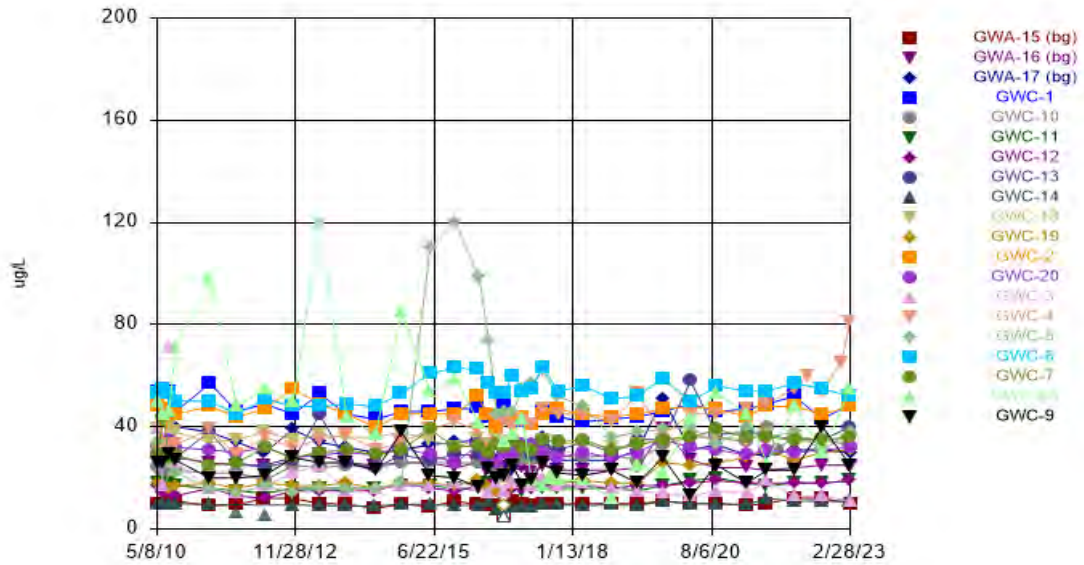
Figure 6a



Constituent: Barium, Total Analysis Run 4/25/2023 8:19 PM View: Cell 1 Appl_III Time Series
 Scherer Client: WSP Data: Scherer Cell 1 LF

Time Series

Figure 6b



Constituent: Barium, Total Analysis Run 4/26/2023 11:02 PM View: AP III Cell 1
 Scherer Client: WSP Data: Scherer Cell 1 LF

CLIENT
 GEORGIA POWER COMPANY
 PLANT SCHERER

PROJECT
 ALTERNATE SOURCE DEMONSTRATION
 PLANT SCHERER - CELL 1 AND PAC ASH CELL
 2022 SECOND SEMI-ANNUAL EVENT

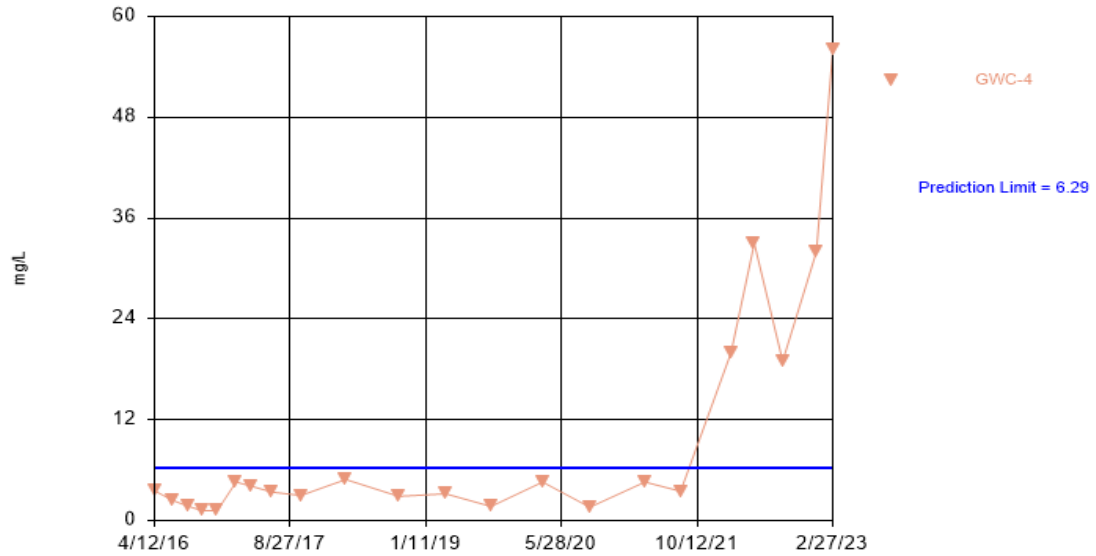
CONSULTANT



TITLE
BARIUM IN GROUNDWATER AT CELL 1 AND GWC-4

Time Series

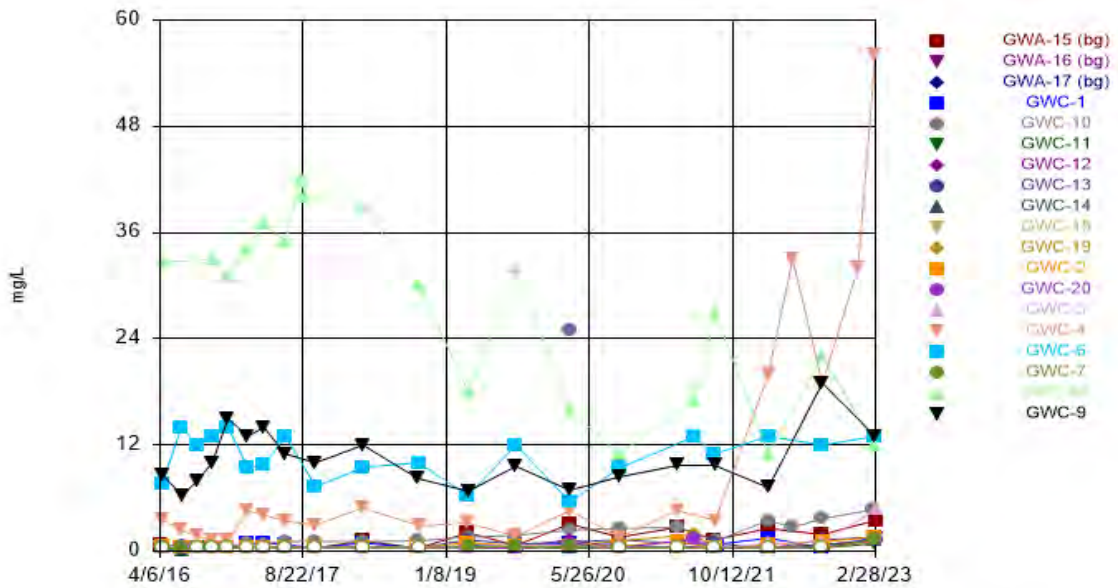
Figure 7a



Constituent: Sulfate Analysis Run 4/25/2023 8:21 PM View: Cell 1 Appl_III Time Series
 Scherer Client: WSP Data: Scherer Cell 1 LF

Time Series

Figure 7b



Constituent: Sulfate Analysis Run 4/25/2023 8:25 PM View: Cell 1 Appl_III Time Series
 Scherer Client: WSP Data: Scherer Cell 1 LF

CLIENT
 GEORGIA POWER COMPANY
 PLANT SCHERER

PROJECT
 ALTERNATE SOURCE DEMONSTRATION
 PLANT SCHERER - CELL 1 AND PAC ASH CELL
 2022 SECOND SEMI-ANNUAL EVENT

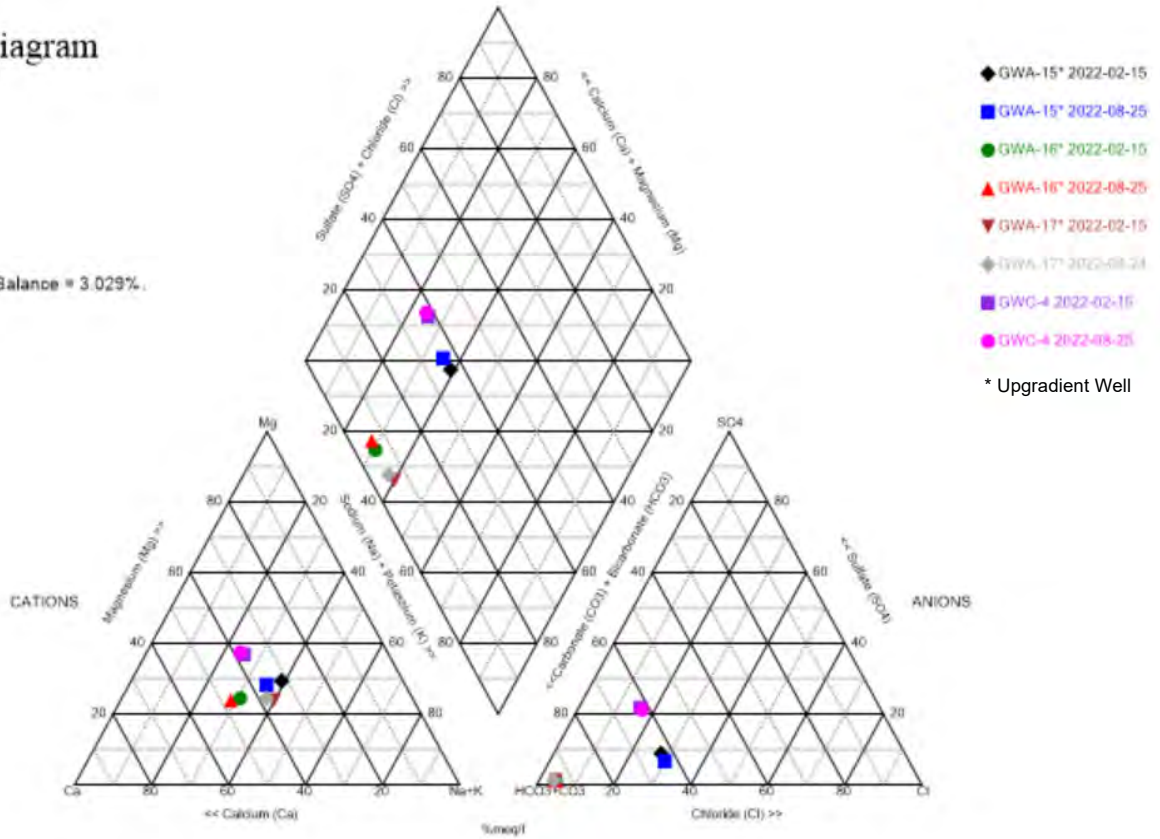
CONSULTANT



TITLE
SULFATE IN GROUNDWATER AT GWC-4

Piper Diagram

Cation-Anion Balance = 3.029%



Analysis Run 3/31/2023 9:32 PM View: Cell 1 AppIII Intra Well PLs
 Scherer Client: WSP Data: Scherer Cell 1 LF

CLIENT
 GEORGIA POWER COMPANY
 PLANT SCHERER

CONSULTANT



PROJECT
 ALTERNATE SOURCE DEMONSTRATION
 PLANT SCHERER - CELL 1 AND PAC ASH CELL
 2022 SECOND SEMI-ANNUAL EVENT

TITLE
**GWC-4 AND UPGRADEMENT GROUNDWATER CHEMISTRY
 PIPER TRILINEAR DIAGRAM**

PROJECT NO.
 gl166235022

PHASE
 200-06

REV.
 A

FIGURE

APPENDIX

ANALYTICAL DATA REPORTS



ANALYTICAL REPORT

PREPARED FOR

Attn: Joju Abraham
Southern Company
241 Ralph McGill Blvd SE
B10185
Atlanta, Georgia 30308

Generated 3/13/2023 11:38:56 AM

JOB DESCRIPTION

CCR - Plant Scherer Cell 1

JOB NUMBER

680-230924-1

Eurofins Savannah

Job Notes

The test results in this report meet NELAP requirements for parameters for which accreditation is required or available. Any exceptions to the NELAP requirements are noted. Results pertain only to samples listed in this report. This report may not be reproduced, except in full, without the written approval of the laboratory. Questions should be directed to the person who signed this report.

The test results in this report relate only to the samples as received by the laboratory and will meet all requirements of the methodology, with any exceptions noted. This report shall not be reproduced except in full, without the express written approval of the laboratory. All questions should be directed to the Eurofins Environment Testing Southeast, LLC Project Manager.

Authorization



Generated
3/13/2023 11:38:56 AM

Authorized for release by
David Fuller, Project Manager
David.Fuller@et.eurofinsus.com
(770)344-8986

Definitions/Glossary

Client: Southern Company
Project/Site: CCR - Plant Scherer Cell 1

Job ID: 680-230924-1

Qualifiers

HPLC/IC

Qualifier	Qualifier Description
J	Result is less than the RL but greater than or equal to the MDL and the concentration is an approximate value.

Metals

Qualifier	Qualifier Description
^+	Continuing Calibration Verification (CCV) is outside acceptance limits, high biased.

General Chemistry

Qualifier	Qualifier Description
F5	Duplicate RPD exceeds limit, and one or both sample results are less than 5 times RL, and the absolute difference between results is < the upper reporting limits for both.

Glossary

Abbreviation	These commonly used abbreviations may or may not be present in this report.
α	Listed under the "D" column to designate that the result is reported on a dry weight basis
%R	Percent Recovery
CFL	Contains Free Liquid
CFU	Colony Forming Unit
CNF	Contains No Free Liquid
DER	Duplicate Error Ratio (normalized absolute difference)
Dil Fac	Dilution Factor
DL	Detection Limit (DoD/DOE)
DL, RA, RE, IN	Indicates a Dilution, Re-analysis, Re-extraction, or additional Initial metals/anion analysis of the sample
DLC	Decision Level Concentration (Radiochemistry)
EDL	Estimated Detection Limit (Dioxin)
LOD	Limit of Detection (DoD/DOE)
LOQ	Limit of Quantitation (DoD/DOE)
MCL	EPA recommended "Maximum Contaminant Level"
MDA	Minimum Detectable Activity (Radiochemistry)
MDC	Minimum Detectable Concentration (Radiochemistry)
MDL	Method Detection Limit
ML	Minimum Level (Dioxin)
MPN	Most Probable Number
MQL	Method Quantitation Limit
NC	Not Calculated
ND	Not Detected at the reporting limit (or MDL or EDL if shown)
NEG	Negative / Absent
POS	Positive / Present
PQL	Practical Quantitation Limit
PRES	Presumptive
QC	Quality Control
RER	Relative Error Ratio (Radiochemistry)
RL	Reporting Limit or Requested Limit (Radiochemistry)
RPD	Relative Percent Difference, a measure of the relative difference between two points
TEF	Toxicity Equivalent Factor (Dioxin)
TEQ	Toxicity Equivalent Quotient (Dioxin)
TNTC	Too Numerous To Count

Sample Summary

Client: Southern Company
Project/Site: CCR - Plant Scherer Cell 1

Job ID: 680-230924-1

Lab Sample ID	Client Sample ID	Matrix	Collected	Received
680-230924-1	SCH-GWC-10	Water	02/21/23 13:05	02/23/23 01:30

1

2

3

4

5

6

7

8

9

10

11

12

Case Narrative

Client: Southern Company
Project/Site: CCR - Plant Scherer Cell 1

Job ID: 680-230924-1

Job ID: 680-230924-1

Laboratory: Eurofins Savannah

Narrative

Job Narrative 680-230924-1

Receipt

The sample was received on 2/23/2023 1:30 AM. Unless otherwise noted below, the sample arrived in good condition, and, where required, properly preserved and on ice. The temperature of the cooler at receipt time was 2.6°C

HPLC/IC

No additional analytical or quality issues were noted, other than those described above or in the Definitions/ Glossary page.


Metals

Method 6020B: The continuing calibration verification (CCV) associated with batch 180-427388 recovered above the upper control limit for beryllium. The samples associated with this CCV were non-detects for the affected analytes; therefore, the data have been reported. The associated samples are impacted: SCH-GWC-10 (680-230924-1), (CCV 180-427388/57), (LCS 180-427312/2-A), (680-230928-E-1-A), (680-230928-E-1-B MS), (680-230928-E-1-C MSD), (680-230928-E-1-A PDS) and (680-230928-E-1-A SD ^5).

No additional analytical or quality issues were noted, other than those described above or in the Definitions/ Glossary page.

General Chemistry

No additional analytical or quality issues were noted, other than those described above or in the Definitions/ Glossary page.



Client Sample Results

Client: Southern Company
Project/Site: CCR - Plant Scherer Cell 1

Job ID: 680-230924-1

Client Sample ID: SCH-GWC-10

Lab Sample ID: 680-230924-1

Date Collected: 02/21/23 13:05

Matrix: Water

Date Received: 02/23/23 01:30

Method: EPA 300.0 R2.1 - Anions, Ion Chromatography

Analyte	Result	Qualifier	RL	MDL	Unit	D	Prepared	Analyzed	Dil Fac
Chloride	4.3		1.0	0.71	mg/L			02/23/23 21:14	1
Fluoride	0.061	J	0.10	0.026	mg/L			02/23/23 21:14	1
Sulfate	4.7		1.0	0.76	mg/L			02/23/23 21:14	1

Method: SW846 EPA 6020B - Metals (ICP/MS) - Total Recoverable

Analyte	Result	Qualifier	RL	MDL	Unit	D	Prepared	Analyzed	Dil Fac
Antimony	<0.00097		0.0020	0.00097	mg/L		02/23/23 14:20	02/24/23 10:41	1
Arsenic	<0.00028		0.0010	0.00028	mg/L		02/23/23 14:20	02/24/23 10:41	1
Barium	0.033		0.010	0.0031	mg/L		02/23/23 14:20	02/24/23 10:41	1
Beryllium	<0.00027	^+	0.0025	0.00027	mg/L		02/23/23 14:20	02/24/23 10:41	1
Boron	<0.060		0.080	0.060	mg/L		02/23/23 14:20	02/24/23 10:41	1
Cadmium	<0.00022		0.0025	0.00022	mg/L		02/23/23 14:20	02/24/23 10:41	1
Calcium	20		0.50	0.13	mg/L		02/23/23 14:20	02/24/23 10:41	1
Chromium	0.020		0.0020	0.0015	mg/L		02/23/23 14:20	02/24/23 10:41	1
Cobalt	<0.00026		0.0025	0.00026	mg/L		02/23/23 14:20	02/24/23 10:41	1
Copper	<0.0011		0.0020	0.0011	mg/L		02/23/23 14:20	02/24/23 10:41	1
Lead	<0.00038		0.0010	0.00038	mg/L		02/23/23 14:20	02/24/23 10:41	1
Magnesium	9.8		0.50	0.050	mg/L		02/23/23 14:20	02/24/23 10:41	1
Nickel	0.0031		0.0010	0.00052	mg/L		02/23/23 14:20	02/24/23 10:41	1
Potassium	0.91		0.50	0.16	mg/L		02/23/23 14:20	02/24/23 10:41	1
Selenium	<0.00074		0.0050	0.00074	mg/L		02/23/23 14:20	02/24/23 10:41	1
Silver	<0.00022		0.0010	0.00022	mg/L		02/23/23 14:20	02/24/23 10:41	1
Sodium	8.5		0.50	0.18	mg/L		02/23/23 14:20	02/24/23 10:41	1
Thallium	<0.00047		0.0010	0.00047	mg/L		02/23/23 14:20	02/24/23 10:41	1
Vanadium	0.012		0.0010	0.00078	mg/L		02/23/23 14:20	02/24/23 10:41	1
Zinc	<0.0060		0.015	0.0060	mg/L		02/23/23 14:20	02/24/23 10:41	1

Method: SW846 EPA 7470A - Mercury (CVAA)

Analyte	Result	Qualifier	RL	MDL	Unit	D	Prepared	Analyzed	Dil Fac
Mercury	<0.00013		0.00020	0.00013	mg/L		03/09/23 09:25	03/09/23 12:53	1

General Chemistry

Analyte	Result	Qualifier	RL	MDL	Unit	D	Prepared	Analyzed	Dil Fac
Total Dissolved Solids (SM 2540C)	150		10	10	mg/L			02/23/23 17:25	1
Total Alkalinity as CaCO3 to pH 4.5 (SM18 SM2320 B)	110		5.0	5.0	mg/L			02/23/23 22:29	1
Bicarbonate Alkalinity as CaCO3 (SM18 SM2320 B)	110		5.0	5.0	mg/L			02/23/23 22:29	1
Carbonate Alkalinity as CaCO3 (SM18 SM2320 B)	<5.0		5.0	5.0	mg/L			02/23/23 22:29	1

Method: EPA Field Sampling - Field Sampling

Analyte	Result	Qualifier	RL	MDL	Unit	D	Prepared	Analyzed	Dil Fac
pH	6.33				SU			02/21/23 13:05	1

QC Sample Results

Client: Southern Company
Project/Site: CCR - Plant Scherer Cell 1

Job ID: 680-230924-1

Method: EPA 300.0 R2.1 - Anions, Ion Chromatography

Lab Sample ID: MB 180-427262/6
Matrix: Water
Analysis Batch: 427262

Client Sample ID: Method Blank
Prep Type: Total/NA

Analyte	MB Result	MB Qualifier	RL	MDL	Unit	D	Prepared	Analyzed	Dil Fac
Chloride	<0.71		1.0	0.71	mg/L			02/23/23 13:04	1
Fluoride	<0.026		0.10	0.026	mg/L			02/23/23 13:04	1
Sulfate	<0.76		1.0	0.76	mg/L			02/23/23 13:04	1

Lab Sample ID: LCS 180-427262/7
Matrix: Water
Analysis Batch: 427262

Client Sample ID: Lab Control Sample
Prep Type: Total/NA

Analyte	Spike Added	LCS Result	LCS Qualifier	Unit	D	%Rec	%Rec Limits
Chloride	50.0	49.5		mg/L		99	90 - 110
Fluoride	2.50	2.64		mg/L		106	90 - 110
Sulfate	50.0	49.8		mg/L		100	90 - 110

Lab Sample ID: 680-230928-B-4 MS
Matrix: Water
Analysis Batch: 427262

Client Sample ID: Matrix Spike
Prep Type: Total/NA

Analyte	Sample Result	Sample Qualifier	Spike Added	MS Result	MS Qualifier	Unit	D	%Rec	%Rec Limits
Chloride	<0.71		50.0	50.0		mg/L		100	90 - 110
Fluoride	0.048	J	2.50	2.73		mg/L		107	90 - 110
Sulfate	0.89	J	50.0	51.8		mg/L		102	90 - 110

Lab Sample ID: 680-230928-B-4 MSD
Matrix: Water
Analysis Batch: 427262

Client Sample ID: Matrix Spike Duplicate
Prep Type: Total/NA

Analyte	Sample Result	Sample Qualifier	Spike Added	MSD Result	MSD Qualifier	Unit	D	%Rec	%Rec Limits	RPD	RPD Limit
Chloride	<0.71		50.0	50.0		mg/L		100	90 - 110	0	20
Fluoride	0.048	J	2.50	2.73		mg/L		107	90 - 110	0	20
Sulfate	0.89	J	50.0	51.2		mg/L		101	90 - 110	1	20

Lab Sample ID: 180-152176-E-1 DU
Matrix: Water
Analysis Batch: 427262

Client Sample ID: Duplicate
Prep Type: Total/NA

Analyte	Sample Result	Sample Qualifier	DU Result	DU Qualifier	Unit	D	RPD	RPD Limit
Chloride	5.0	F1	5.04		mg/L		0.2	20
Fluoride	0.15	F1	0.137		mg/L		10	20
Sulfate	220		223		mg/L		0.2	20

Method: EPA 6020B - Metals (ICP/MS)

Lab Sample ID: MB 180-427312/1-A
Matrix: Water
Analysis Batch: 427388

Client Sample ID: Method Blank
Prep Type: Total Recoverable
Prep Batch: 427312

Analyte	MB Result	MB Qualifier	RL	MDL	Unit	D	Prepared	Analyzed	Dil Fac
Antimony	<0.00097		0.0020	0.00097	mg/L		02/23/23 14:20	02/24/23 10:23	1
Arsenic	<0.00028		0.0010	0.00028	mg/L		02/23/23 14:20	02/24/23 10:23	1
Barium	<0.0031		0.010	0.0031	mg/L		02/23/23 14:20	02/24/23 10:23	1

Eurofins Savannah

QC Sample Results

Client: Southern Company
 Project/Site: CCR - Plant Scherer Cell 1

Job ID: 680-230924-1

Method: EPA 6020B - Metals (ICP/MS) (Continued)

Lab Sample ID: MB 180-427312/1-A
Matrix: Water
Analysis Batch: 427388

Client Sample ID: Method Blank
Prep Type: Total Recoverable
Prep Batch: 427312

Analyte	MB MB		RL	MDL	Unit	D	Prepared	Analyzed	Dil Fac
	Result	Qualifier							
Beryllium	<0.00027		0.0025	0.00027	mg/L		02/23/23 14:20	02/24/23 10:23	1
Boron	<0.060		0.080	0.060	mg/L		02/23/23 14:20	02/24/23 10:23	1
Cadmium	<0.00022		0.0025	0.00022	mg/L		02/23/23 14:20	02/24/23 10:23	1
Calcium	<0.13		0.50	0.13	mg/L		02/23/23 14:20	02/24/23 10:23	1
Chromium	<0.0015		0.0020	0.0015	mg/L		02/23/23 14:20	02/24/23 10:23	1
Cobalt	<0.00026		0.0025	0.00026	mg/L		02/23/23 14:20	02/24/23 10:23	1
Copper	<0.0011		0.0020	0.0011	mg/L		02/23/23 14:20	02/24/23 10:23	1
Lead	<0.00038		0.0010	0.00038	mg/L		02/23/23 14:20	02/24/23 10:23	1
Magnesium	<0.050		0.50	0.050	mg/L		02/23/23 14:20	02/24/23 10:23	1
Nickel	<0.00052		0.0010	0.00052	mg/L		02/23/23 14:20	02/24/23 10:23	1
Potassium	<0.16		0.50	0.16	mg/L		02/23/23 14:20	02/24/23 10:23	1
Selenium	<0.00074		0.0050	0.00074	mg/L		02/23/23 14:20	02/24/23 10:23	1
Silver	<0.00022		0.0010	0.00022	mg/L		02/23/23 14:20	02/24/23 10:23	1
Sodium	<0.18		0.50	0.18	mg/L		02/23/23 14:20	02/24/23 10:23	1
Thallium	<0.00047		0.0010	0.00047	mg/L		02/23/23 14:20	02/24/23 10:23	1
Vanadium	<0.00078		0.0010	0.00078	mg/L		02/23/23 14:20	02/24/23 10:23	1
Zinc	<0.0060		0.015	0.0060	mg/L		02/23/23 14:20	02/24/23 10:23	1

Lab Sample ID: LCS 180-427312/2-A
Matrix: Water
Analysis Batch: 427388

Client Sample ID: Lab Control Sample
Prep Type: Total Recoverable
Prep Batch: 427312

Analyte	Spike Added	LCS Result	LCS Qualifier	Unit	D	%Rec	%Rec Limits
Arsenic	1.00	0.962		mg/L		96	80 - 120
Barium	1.00	0.943		mg/L		94	80 - 120
Beryllium	0.500	0.589	^+	mg/L		118	80 - 120
Boron	1.25	1.27		mg/L		101	80 - 120
Cadmium	0.500	0.535		mg/L		107	80 - 120
Calcium	25.0	29.0		mg/L		116	80 - 120
Chromium	0.500	0.538		mg/L		108	80 - 120
Cobalt	0.500	0.502		mg/L		100	80 - 120
Copper	0.500	0.479		mg/L		96	80 - 120
Lead	0.500	0.531		mg/L		106	80 - 120
Magnesium	25.0	27.1		mg/L		108	80 - 120
Nickel	0.500	0.488		mg/L		98	80 - 120
Potassium	25.0	25.9		mg/L		104	80 - 120
Selenium	1.00	1.05		mg/L		105	80 - 120
Silver	0.250	0.252		mg/L		101	80 - 120
Sodium	25.0	27.9		mg/L		112	80 - 120
Thallium	1.00	1.05		mg/L		105	80 - 120
Vanadium	0.500	0.538		mg/L		108	80 - 120
Zinc	0.250	0.248		mg/L		99	80 - 120

QC Sample Results

Client: Southern Company
 Project/Site: CCR - Plant Scherer Cell 1

Job ID: 680-230924-1

Method: EPA 6020B - Metals (ICP/MS) (Continued)

Lab Sample ID: 680-230928-E-1-B MS
Matrix: Water
Analysis Batch: 427388

Client Sample ID: Matrix Spike
Prep Type: Total Recoverable
Prep Batch: 427312

Analyte	Sample Result	Sample Qualifier	Spike Added	MS Result	MS Qualifier	Unit	D	%Rec	%Rec Limits
Antimony	<0.00097		0.250	0.274		mg/L		109	75 - 125
Arsenic	<0.00028		1.00	0.926		mg/L		93	75 - 125
Barium	0.049		1.00	0.952		mg/L		90	75 - 125
Beryllium	0.00036	J ^+	0.500	0.568	^+	mg/L		114	75 - 125
Boron	<0.060		1.25	1.24		mg/L		99	75 - 125
Cadmium	<0.00022		0.500	0.510		mg/L		102	75 - 125
Calcium	2.2		25.0	29.5		mg/L		109	75 - 125
Chromium	0.0025		0.500	0.518		mg/L		103	75 - 125
Cobalt	0.00071	J	0.500	0.479		mg/L		96	75 - 125
Copper	<0.0011		0.500	0.456		mg/L		91	75 - 125
Lead	<0.00038		0.500	0.508		mg/L		102	75 - 125
Magnesium	0.95		25.0	26.8		mg/L		103	75 - 125
Nickel	0.0031		0.500	0.467		mg/L		93	75 - 125
Potassium	0.71		25.0	25.5		mg/L		99	75 - 125
Selenium	<0.00074		1.00	1.02		mg/L		102	75 - 125
Silver	<0.00022		0.250	0.247		mg/L		99	75 - 125
Sodium	3.1		25.0	29.7		mg/L		107	75 - 125
Thallium	<0.00047		1.00	1.02		mg/L		102	75 - 125
Vanadium	<0.00078		0.500	0.513		mg/L		103	75 - 125
Zinc	0.012	J	0.250	0.249		mg/L		94	75 - 125

Lab Sample ID: 680-230928-E-1-C MSD
Matrix: Water
Analysis Batch: 427388

Client Sample ID: Matrix Spike Duplicate
Prep Type: Total Recoverable
Prep Batch: 427312

Analyte	Sample Result	Sample Qualifier	Spike Added	MSD Result	MSD Qualifier	Unit	D	%Rec	%Rec Limits	RPD	RPD Limit
Antimony	<0.00097		0.250	0.277		mg/L		111	75 - 125	1	20
Arsenic	<0.00028		1.00	0.945		mg/L		94	75 - 125	2	20
Barium	0.049		1.00	0.978		mg/L		93	75 - 125	3	20
Beryllium	0.00036	J ^+	0.500	0.592	^+	mg/L		118	75 - 125	4	20
Boron	<0.060		1.25	1.28		mg/L		103	75 - 125	3	20
Cadmium	<0.00022		0.500	0.524		mg/L		105	75 - 125	3	20
Calcium	2.2		25.0	30.1		mg/L		112	75 - 125	2	20
Chromium	0.0025		0.500	0.531		mg/L		106	75 - 125	3	20
Cobalt	0.00071	J	0.500	0.490		mg/L		98	75 - 125	2	20
Copper	<0.0011		0.500	0.471		mg/L		94	75 - 125	3	20
Lead	<0.00038		0.500	0.522		mg/L		104	75 - 125	3	20
Magnesium	0.95		25.0	26.9		mg/L		104	75 - 125	0	20
Nickel	0.0031		0.500	0.477		mg/L		95	75 - 125	2	20
Potassium	0.71		25.0	25.7		mg/L		100	75 - 125	1	20
Selenium	<0.00074		1.00	1.05		mg/L		105	75 - 125	2	20
Silver	<0.00022		0.250	0.246		mg/L		98	75 - 125	1	20
Sodium	3.1		25.0	29.8		mg/L		107	75 - 125	0	20
Thallium	<0.00047		1.00	1.04		mg/L		104	75 - 125	2	20
Vanadium	<0.00078		0.500	0.528		mg/L		106	75 - 125	3	20
Zinc	0.012	J	0.250	0.246		mg/L		94	75 - 125	1	20

Eurofins Savannah

QC Sample Results

Client: Southern Company
Project/Site: CCR - Plant Scherer Cell 1

Job ID: 680-230924-1

Method: EPA 7470A - Mercury (CVAA)

Lab Sample ID: MB 180-428554/1-A
Matrix: Water
Analysis Batch: 428715

Client Sample ID: Method Blank
Prep Type: Total/NA
Prep Batch: 428554

Analyte	MB Result	MB Qualifier	RL	MDL	Unit	D	Prepared	Analyzed	Dil Fac
Mercury	<0.00013		0.00020	0.00013	mg/L		03/09/23 09:25	03/09/23 12:51	1

Lab Sample ID: LCS 180-428554/2-A
Matrix: Water
Analysis Batch: 428715

Client Sample ID: Lab Control Sample
Prep Type: Total/NA
Prep Batch: 428554

Analyte	Spike Added	LCS Result	LCS Qualifier	Unit	D	%Rec	%Rec Limits
Mercury	0.00250	0.00243		mg/L		97	80 - 120

Lab Sample ID: 680-230924-1 MS
Matrix: Water
Analysis Batch: 428715

Client Sample ID: SCH-GWC-10
Prep Type: Total/NA
Prep Batch: 428554

Analyte	Sample Result	Sample Qualifier	Spike Added	MS Result	MS Qualifier	Unit	D	%Rec	%Rec Limits
Mercury	<0.00013		0.00100	0.000930		mg/L		93	75 - 125

Lab Sample ID: 680-230924-1 MSD
Matrix: Water
Analysis Batch: 428715

Client Sample ID: SCH-GWC-10
Prep Type: Total/NA
Prep Batch: 428554

Analyte	Sample Result	Sample Qualifier	Spike Added	MSD Result	MSD Qualifier	Unit	D	%Rec	%Rec Limits	RPD	RPD Limit
Mercury	<0.00013		0.00100	0.000918		mg/L		92	75 - 125	1	20

Method: SM 2540C - Solids, Total Dissolved (TDS)

Lab Sample ID: MB 180-427325/1
Matrix: Water
Analysis Batch: 427325

Client Sample ID: Method Blank
Prep Type: Total/NA

Analyte	MB Result	MB Qualifier	RL	MDL	Unit	D	Prepared	Analyzed	Dil Fac
Total Dissolved Solids	<10		10	10	mg/L			02/23/23 17:25	1

Lab Sample ID: LCS 180-427325/2
Matrix: Water
Analysis Batch: 427325

Client Sample ID: Lab Control Sample
Prep Type: Total/NA

Analyte	Spike Added	LCS Result	LCS Qualifier	Unit	D	%Rec	%Rec Limits
Total Dissolved Solids	665	650		mg/L		98	85 - 115

Lab Sample ID: 680-230928-A-1 DU
Matrix: Water
Analysis Batch: 427325

Client Sample ID: Duplicate
Prep Type: Total/NA

Analyte	Sample Result	Sample Qualifier	DU Result	DU Qualifier	Unit	D	RPD	RPD Limit
Total Dissolved Solids	41		33.0	F5	mg/L		22	10

Eurofins Savannah

QC Sample Results

Client: Southern Company
 Project/Site: CCR - Plant Scherer Cell 1

Job ID: 680-230924-1

Method: SM2320 B - Alkalinity, Total

Lab Sample ID: MB 180-427358/100
Matrix: Water
Analysis Batch: 427358

Client Sample ID: Method Blank
Prep Type: Total/NA

Analyte	MB Result	MB Qualifier	RL	MDL	Unit	D	Prepared	Analyzed	Dil Fac
Total Alkalinity as CaCO3 to pH 4.5	<5.0		5.0	5.0	mg/L			02/23/23 22:25	1
Bicarbonate Alkalinity as CaCO3	<5.0		5.0	5.0	mg/L			02/23/23 22:25	1
Carbonate Alkalinity as CaCO3	<5.0		5.0	5.0	mg/L			02/23/23 22:25	1

Lab Sample ID: MB 180-427358/77
Matrix: Water
Analysis Batch: 427358

Client Sample ID: Method Blank
Prep Type: Total/NA

Analyte	MB Result	MB Qualifier	RL	MDL	Unit	D	Prepared	Analyzed	Dil Fac
Total Alkalinity as CaCO3 to pH 4.5	<5.0		5.0	5.0	mg/L			02/23/23 20:31	1
Bicarbonate Alkalinity as CaCO3	<5.0		5.0	5.0	mg/L			02/23/23 20:31	1
Carbonate Alkalinity as CaCO3	<5.0		5.0	5.0	mg/L			02/23/23 20:31	1

Lab Sample ID: LCS 180-427358/99
Matrix: Water
Analysis Batch: 427358

Client Sample ID: Lab Control Sample
Prep Type: Total/NA

Analyte	Spike Added	LCS Result	LCS Qualifier	Unit	D	%Rec	%Rec Limits
Total Alkalinity as CaCO3 to pH 4.5	255	263		mg/L		103	90 - 110

Lab Sample ID: LLCS 180-427358/98
Matrix: Water
Analysis Batch: 427358

Client Sample ID: Lab Control Sample
Prep Type: Total/NA

Analyte	Spike Added	LLCS Result	LLCS Qualifier	Unit	D	%Rec	%Rec Limits
Total Alkalinity as CaCO3 to pH 4.5	15.3	16.5		mg/L		108	75 - 125

Lab Sample ID: 680-230924-1 DU
Matrix: Water
Analysis Batch: 427358

Client Sample ID: SCH-GWC-10
Prep Type: Total/NA

Analyte	Sample Result	Sample Qualifier	DU Result	DU Qualifier	Unit	D	RPD	Limit
Total Alkalinity as CaCO3 to pH 4.5	110		107		mg/L		0.5	20
Bicarbonate Alkalinity as CaCO3	110		107		mg/L		0.5	20
Carbonate Alkalinity as CaCO3	<5.0		<5.0		mg/L		NC	20

QC Association Summary

Client: Southern Company
Project/Site: CCR - Plant Scherer Cell 1

Job ID: 680-230924-1

HPLC/IC

Analysis Batch: 427262

Lab Sample ID	Client Sample ID	Prep Type	Matrix	Method	Prep Batch
680-230924-1	SCH-GWC-10	Total/NA	Water	EPA 300.0 R2.1	
MB 180-427262/6	Method Blank	Total/NA	Water	EPA 300.0 R2.1	
LCS 180-427262/7	Lab Control Sample	Total/NA	Water	EPA 300.0 R2.1	
680-230928-B-4 MS	Matrix Spike	Total/NA	Water	EPA 300.0 R2.1	
680-230928-B-4 MSD	Matrix Spike Duplicate	Total/NA	Water	EPA 300.0 R2.1	
180-152176-E-1 DU	Duplicate	Total/NA	Water	EPA 300.0 R2.1	

Metals

Prep Batch: 427312

Lab Sample ID	Client Sample ID	Prep Type	Matrix	Method	Prep Batch
680-230924-1	SCH-GWC-10	Total Recoverable	Water	3005A	
MB 180-427312/1-A	Method Blank	Total Recoverable	Water	3005A	
LCS 180-427312/2-A	Lab Control Sample	Total Recoverable	Water	3005A	
680-230928-E-1-B MS	Matrix Spike	Total Recoverable	Water	3005A	
680-230928-E-1-C MSD	Matrix Spike Duplicate	Total Recoverable	Water	3005A	

Analysis Batch: 427388

Lab Sample ID	Client Sample ID	Prep Type	Matrix	Method	Prep Batch
680-230924-1	SCH-GWC-10	Total Recoverable	Water	EPA 6020B	427312
MB 180-427312/1-A	Method Blank	Total Recoverable	Water	EPA 6020B	427312
LCS 180-427312/2-A	Lab Control Sample	Total Recoverable	Water	EPA 6020B	427312
680-230928-E-1-B MS	Matrix Spike	Total Recoverable	Water	EPA 6020B	427312
680-230928-E-1-C MSD	Matrix Spike Duplicate	Total Recoverable	Water	EPA 6020B	427312

Analysis Batch: 427395

Lab Sample ID	Client Sample ID	Prep Type	Matrix	Method	Prep Batch
680-230924-1	SCH-GWC-10	Total Recoverable	Water	EPA 6020B	427312
MB 180-427312/1-A	Method Blank	Total Recoverable	Water	EPA 6020B	427312
LCS 180-427312/2-A	Lab Control Sample	Total Recoverable	Water	EPA 6020B	427312
680-230928-E-1-B MS	Matrix Spike	Total Recoverable	Water	EPA 6020B	427312
680-230928-E-1-C MSD	Matrix Spike Duplicate	Total Recoverable	Water	EPA 6020B	427312

Prep Batch: 428554

Lab Sample ID	Client Sample ID	Prep Type	Matrix	Method	Prep Batch
680-230924-1	SCH-GWC-10	Total/NA	Water	7470A	
MB 180-428554/1-A	Method Blank	Total/NA	Water	7470A	
LCS 180-428554/2-A	Lab Control Sample	Total/NA	Water	7470A	
680-230924-1 MS	SCH-GWC-10	Total/NA	Water	7470A	
680-230924-1 MSD	SCH-GWC-10	Total/NA	Water	7470A	

Analysis Batch: 428715

Lab Sample ID	Client Sample ID	Prep Type	Matrix	Method	Prep Batch
680-230924-1	SCH-GWC-10	Total/NA	Water	EPA 7470A	428554
MB 180-428554/1-A	Method Blank	Total/NA	Water	EPA 7470A	428554
LCS 180-428554/2-A	Lab Control Sample	Total/NA	Water	EPA 7470A	428554
680-230924-1 MS	SCH-GWC-10	Total/NA	Water	EPA 7470A	428554
680-230924-1 MSD	SCH-GWC-10	Total/NA	Water	EPA 7470A	428554

Eurofins Savannah

QC Association Summary

Client: Southern Company
Project/Site: CCR - Plant Scherer Cell 1

Job ID: 680-230924-1

General Chemistry

Analysis Batch: 427325

Lab Sample ID	Client Sample ID	Prep Type	Matrix	Method	Prep Batch
680-230924-1	SCH-GWC-10	Total/NA	Water	SM 2540C	
MB 180-427325/1	Method Blank	Total/NA	Water	SM 2540C	
LCS 180-427325/2	Lab Control Sample	Total/NA	Water	SM 2540C	
680-230928-A-1 DU	Duplicate	Total/NA	Water	SM 2540C	

Analysis Batch: 427358

Lab Sample ID	Client Sample ID	Prep Type	Matrix	Method	Prep Batch
680-230924-1	SCH-GWC-10	Total/NA	Water	SM2320 B	
MB 180-427358/100	Method Blank	Total/NA	Water	SM2320 B	
MB 180-427358/77	Method Blank	Total/NA	Water	SM2320 B	
LCS 180-427358/99	Lab Control Sample	Total/NA	Water	SM2320 B	
LLCS 180-427358/98	Lab Control Sample	Total/NA	Water	SM2320 B	
680-230924-1 DU	SCH-GWC-10	Total/NA	Water	SM2320 B	

Field Service / Mobile Lab

Analysis Batch: 428202

Lab Sample ID	Client Sample ID	Prep Type	Matrix	Method	Prep Batch
680-230924-1	SCH-GWC-10	Total/NA	Water	Field Sampling	

Lab Chronicle

Client: Southern Company
 Project/Site: CCR - Plant Scherer Cell 1

Job ID: 680-230924-1

Client Sample ID: SCH-GWC-10

Lab Sample ID: 680-230924-1

Date Collected: 02/21/23 13:05

Matrix: Water

Date Received: 02/23/23 01:30

Prep Type	Batch Type	Batch Method	Run	Dil Factor	Initial Amount	Final Amount	Batch Number	Prepared or Analyzed	Analyst	Lab
Total/NA	Analysis	EPA 300.0 R2.1		1	1 mL	1 mL	427262	02/23/23 21:14	M1D	EET PIT
Instrument ID: INTEGRION										
Total Recoverable	Prep	3005A			25 mL	25 mL	427312	02/23/23 14:20	HCY	EET PIT
Total Recoverable	Analysis	EPA 6020B		1			427388	02/24/23 10:41	RSK	EET PIT
Instrument ID: DORY										
Total Recoverable	Prep	3005A			25 mL	25 mL	427312	02/23/23 14:20	HCY	EET PIT
Total Recoverable	Analysis	EPA 6020B		1			427395	02/24/23 10:41	RSK	EET PIT
Instrument ID: DORY										
Total/NA	Prep	7470A			25 mL	25 mL	428554	03/09/23 09:25	RSR	EET PIT
Total/NA	Analysis	EPA 7470A		1			428715	03/09/23 12:53	RJR	EET PIT
Instrument ID: HGZ										
Total/NA	Analysis	SM 2540C		1	100 mL	100 mL	427325	02/23/23 17:25	LWM	EET PIT
Instrument ID: NOEQUIP										
Total/NA	Analysis	SM2320 B		1			427358	02/23/23 22:29	MAM	EET PIT
Instrument ID: PCTITRATOR										
Total/NA	Analysis	Field Sampling		1			428202	02/21/23 13:05	FDS	EET PIT
Instrument ID: NOEQUIP										

Laboratory References:

EET PIT = Eurofins Pittsburgh, 301 Alpha Drive, RIDC Park, Pittsburgh, PA 15238, TEL (412)963-7058

Accreditation/Certification Summary

Client: Southern Company
 Project/Site: CCR - Plant Scherer Cell 1

Job ID: 680-230924-1

Laboratory: Eurofins Pittsburgh

All accreditations/certifications held by this laboratory are listed. Not all accreditations/certifications are applicable to this report.

Authority	Program	Identification Number	Expiration Date
Arkansas DEQ	State	19-033-0	06-27-23
California	State	2891	04-30-23
Connecticut	State	PH-0688	09-30-22 *
Florida	NELAP	E871008	06-30-23
Georgia	State	PA 02-00416	04-30-23
Illinois	NELAP	004375	06-30-23
Kansas	NELAP	E-10350	03-31-23
Kentucky (UST)	State	162013	04-30-23
Kentucky (WW)	State	KY98043	12-31-23
Louisiana	NELAP	04041	06-30-22 *
Louisiana (All)	NELAP	04041	06-30-23
Maine	State	PA00164	03-06-24
Minnesota	NELAP	042-999-482	12-31-23
New Hampshire	NELAP	2030	04-04-23
New Jersey	NELAP	PA005	06-30-23
New York	NELAP	11182	04-01-23
North Carolina (WW/SW)	State	434	12-31-23
North Dakota	State	R-227	04-30-23
Oregon	NELAP	PA-2151	02-06-24
Pennsylvania	NELAP	02-00416	04-30-23
Rhode Island	State	LAO00362	12-31-22 *
South Carolina	State	89014	04-30-23
Texas	NELAP	T104704528	03-31-23
US Fish & Wildlife	US Federal Programs	058448	03-31-23
USDA	US Federal Programs	P330-16-00211	06-21-24
Utah	NELAP	PA001462019-8	05-31-23
Virginia	NELAP	10043	09-14-23
West Virginia DEP	State	142	03-31-23
Wisconsin	State	998027800	08-31-23

* Accreditation/Certification renewal pending - accreditation/certification considered valid.



Method Summary

Client: Southern Company
Project/Site: CCR - Plant Scherer Cell 1

Job ID: 680-230924-1

Method	Method Description	Protocol	Laboratory
EPA 300.0 R2.1	Anions, Ion Chromatography	EPA	EET PIT
EPA 6020B	Metals (ICP/MS)	SW846	EET PIT
EPA 7470A	Mercury (CVAA)	SW846	EET PIT
SM 2540C	Solids, Total Dissolved (TDS)	SM	EET PIT
SM2320 B	Alkalinity, Total	SM18	EET PIT
Field Sampling	Field Sampling	EPA	EET PIT
3005A	Preparation, Total Recoverable or Dissolved Metals	SW846	EET PIT
7470A	Preparation, Mercury	SW846	EET PIT

Protocol References:

EPA = US Environmental Protection Agency

SM = "Standard Methods For The Examination Of Water And Wastewater"

SM18 = "Standard Methods For The Examination Of Water And Wastewater", 18th Edition, 1992.

SW846 = "Test Methods For Evaluating Solid Waste, Physical/Chemical Methods", Third Edition, November 1986 And Its Updates.

Laboratory References:

EET PIT = Eurofins Pittsburgh, 301 Alpha Drive, RIDC Park, Pittsburgh, PA 15238, TEL (412)963-7058



RT 198
FZ 197
10:30 A
9156
02.23

Do not lift using this tag.



Environment Testing
TestAmerica

Part # 159469-434 MTW EXP-1123



680-230924 Waybill

ORIGIN ID: LIYA (678) 966-9991
GEORGE TAYLOR
EUROFINS ATLANTA SC
6215 REGENCY PARKWAY NW
SUITE 900
NORCROSS, GA 30071
UNITED STATES US

SHIP WTE: 22FEB23
ACTWG: 45.00 LB MAN
CAD: 59116/CAFE3616

BIL RECIPIENT

(Place)

TO SAMPLE RECEIVING
EUROFINS TESTAMERICA PITTSBURGH
301 ALPHA DR.
RIDC PARK
PITTSBURGH PA 15238

(412) 963-7058
REF: DP:



Uncorrected temp
Thermometer ID

2.5 °C
18

CFO-1 Initials MS

PT-WI-SR-001 effective 11/8/18

FedEx
Express



THU - 23 FEB 10:30A
PRIORITY OVERNIGHT

TRK# 6072 5516 9156
0201

NX-AGCA

15238
PA-US PIT



- 1
- 2
- 3
- 4
- 5
- 6
- 7
- 8
- 9
- 10
- 11
- 12

Login Sample Receipt Checklist

Client: Southern Company

Job Number: 680-230924-1

Login Number: 230924

List Source: Eurofins Pittsburgh

List Number: 2

Creator: Kovitch, Christina M

Question	Answer	Comment
Radioactivity wasn't checked or is \leq background as measured by a survey meter.	N/A	
The cooler's custody seal, if present, is intact.	True	
Sample custody seals, if present, are intact.	True	
The cooler or samples do not appear to have been compromised or tampered with.	True	
Samples were received on ice.	True	
Cooler Temperature is acceptable.	True	
Cooler Temperature is recorded.	True	
COC is present.	True	
COC is filled out in ink and legible.	True	
COC is filled out with all pertinent information.	True	
Is the Field Sampler's name present on COC?	True	
There are no discrepancies between the containers received and the COC.	True	
Samples are received within Holding Time (excluding tests with immediate HTs)	True	
Sample containers have legible labels.	True	
Containers are not broken or leaking.	True	
Sample collection date/times are provided.	True	
Appropriate sample containers are used.	True	
Sample bottles are completely filled.	True	
Sample Preservation Verified.	True	
There is sufficient vol. for all requested analyses, incl. any requested MS/MSDs	True	
Containers requiring zero headspace have no headspace or bubble is <math><6\text{mm}</math> (1/4").	True	
Multiphasic samples are not present.	True	
Samples do not require splitting or compositing.	True	
Residual Chlorine Checked.	N/A	





ANALYTICAL REPORT

PREPARED FOR

Attn: Joju Abraham
Southern Company
241 Ralph McGill Blvd SE
B10185
Atlanta, Georgia 30308
Generated 4/7/2023 5:45:30 PM

JOB DESCRIPTION

CCR - Plant Scherer Cell 1

JOB NUMBER

680-231325-1

Eurofins Savannah

Job Notes

The test results in this report meet NELAP requirements for parameters for which accreditation is required or available. Any exceptions to the NELAP requirements are noted. Results pertain only to samples listed in this report. This report may not be reproduced, except in full, without the written approval of the laboratory. Questions should be directed to the person who signed this report.

The test results in this report relate only to the samples as received by the laboratory and will meet all requirements of the methodology, with any exceptions noted. This report shall not be reproduced except in full, without the express written approval of the laboratory. All questions should be directed to the Eurofins Environment Testing Southeast, LLC Project Manager.

Authorization



Generated
4/7/2023 5:45:30 PM

Authorized for release by
David Fuller, Project Manager
David.Fuller@et.eurofinsus.com
(770)344-8986

Definitions/Glossary

Client: Southern Company
Project/Site: CCR - Plant Scherer Cell 1

Job ID: 680-231325-1

Qualifiers

HPLC/IC

Qualifier	Qualifier Description
F1	MS and/or MSD recovery exceeds control limits.
J	Result is less than the RL but greater than or equal to the MDL and the concentration is an approximate value.

Metals

Qualifier	Qualifier Description
J	Result is less than the RL but greater than or equal to the MDL and the concentration is an approximate value.

Glossary

Abbreviation	These commonly used abbreviations may or may not be present in this report.
▫	Listed under the "D" column to designate that the result is reported on a dry weight basis
%R	Percent Recovery
CFL	Contains Free Liquid
CFU	Colony Forming Unit
CNF	Contains No Free Liquid
DER	Duplicate Error Ratio (normalized absolute difference)
Dil Fac	Dilution Factor
DL	Detection Limit (DoD/DOE)
DL, RA, RE, IN	Indicates a Dilution, Re-analysis, Re-extraction, or additional Initial metals/anion analysis of the sample
DLC	Decision Level Concentration (Radiochemistry)
EDL	Estimated Detection Limit (Dioxin)
LOD	Limit of Detection (DoD/DOE)
LOQ	Limit of Quantitation (DoD/DOE)
MCL	EPA recommended "Maximum Contaminant Level"
MDA	Minimum Detectable Activity (Radiochemistry)
MDC	Minimum Detectable Concentration (Radiochemistry)
MDL	Method Detection Limit
ML	Minimum Level (Dioxin)
MPN	Most Probable Number
MQL	Method Quantitation Limit
NC	Not Calculated
ND	Not Detected at the reporting limit (or MDL or EDL if shown)
NEG	Negative / Absent
POS	Positive / Present
PQL	Practical Quantitation Limit
PRES	Presumptive
QC	Quality Control
RER	Relative Error Ratio (Radiochemistry)
RL	Reporting Limit or Requested Limit (Radiochemistry)
RPD	Relative Percent Difference, a measure of the relative difference between two points
TEF	Toxicity Equivalent Factor (Dioxin)
TEQ	Toxicity Equivalent Quotient (Dioxin)
TNTC	Too Numerous To Count

Sample Summary

Client: Southern Company
Project/Site: CCR - Plant Scherer Cell 1

Job ID: 680-231325-1

Lab Sample ID	Client Sample ID	Matrix	Collected	Received
680-231325-1	SCH-GWC-3	Water	02/28/23 10:40	03/02/23 10:00
680-231325-2	SCH-GWC-5	Water	02/28/23 12:40	03/02/23 10:00
680-231325-3	SCH-GWA-15	Water	02/28/23 10:39	03/02/23 10:00
680-231325-4	SCH-GWA-16	Water	02/28/23 11:35	03/02/23 10:00
680-231325-5	SCH-GWA-17	Water	02/28/23 09:35	03/02/23 10:00
680-231325-6	SCH-GWC-18	Water	02/28/23 09:15	03/02/23 10:00
680-231325-7	SCH-GWC-19	Water	02/28/23 10:35	03/02/23 10:00
680-231325-8	SCH-GWC-20	Water	02/28/23 12:00	03/02/23 10:00
680-231325-9	SCH-CELL1-FD-4	Water	02/28/23 00:00	03/02/23 10:00

1

2

3

4

5

6

7

8

9

10

11

12

Case Narrative

Client: Southern Company
Project/Site: CCR - Plant Scherer Cell 1

Job ID: 680-231325-1

Job ID: 680-231325-1

Laboratory: Eurofins Savannah

Narrative

**Job Narrative
680-231325-1**

Receipt

The samples were received on 3/2/2023 10:00 AM. Unless otherwise noted below, the samples arrived in good condition, and, where required, properly preserved and on ice.

HPLC/IC

Method 300_ORGFM_28D: The matrix spike / matrix spike duplicate (MS/MSD) recoveries for analytical batch 180-428116 were outside control limits for one or more analytes, see QC Sample Results for detail. Sample matrix interference and/or non-homogeneity are suspected because the associated laboratory control sample (LCS) recovery is within acceptance limits.


No additional analytical or quality issues were noted, other than those described above or in the Definitions/ Glossary page.

Metals

No additional analytical or quality issues were noted, other than those described above or in the Definitions/ Glossary page.

General Chemistry

No additional analytical or quality issues were noted, other than those described above or in the Definitions/ Glossary page.



Client Sample Results

Client: Southern Company
Project/Site: CCR - Plant Scherer Cell 1

Job ID: 680-231325-1

Client Sample ID: SCH-GWC-3

Lab Sample ID: 680-231325-1

Date Collected: 02/28/23 10:40

Matrix: Water

Date Received: 03/02/23 10:00

Method: EPA 300.0 R2.1 - Anions, Ion Chromatography

Analyte	Result	Qualifier	RL	MDL	Unit	D	Prepared	Analyzed	Dil Fac
Chloride	3.1		1.0	0.71	mg/L			03/05/23 09:25	1
Fluoride	0.080	J F1	0.10	0.026	mg/L			03/05/23 09:25	1
Sulfate	4.7		1.0	0.76	mg/L			03/05/23 09:25	1

Method: SW846 EPA 6020B - Metals (ICP/MS) - Total Recoverable

Analyte	Result	Qualifier	RL	MDL	Unit	D	Prepared	Analyzed	Dil Fac
Antimony	<0.00097		0.0020	0.00097	mg/L		03/09/23 09:10	03/22/23 18:55	1
Arsenic	<0.00028		0.0010	0.00028	mg/L		03/09/23 09:10	03/22/23 18:55	1
Barium	0.011		0.010	0.0031	mg/L		03/09/23 09:10	03/22/23 18:55	1
Beryllium	<0.00027		0.0025	0.00027	mg/L		03/09/23 09:10	03/22/23 18:55	1
Boron	<0.060		0.080	0.060	mg/L		03/09/23 09:10	04/06/23 13:39	1
Cadmium	<0.00022		0.0025	0.00022	mg/L		03/09/23 09:10	03/22/23 18:55	1
Calcium	5.9		0.50	0.13	mg/L		03/09/23 09:10	03/22/23 18:55	1
Chromium	0.010		0.0020	0.0015	mg/L		03/09/23 09:10	03/22/23 18:55	1
Cobalt	<0.00026		0.0025	0.00026	mg/L		03/09/23 09:10	03/22/23 18:55	1
Copper	<0.0011		0.0020	0.0011	mg/L		03/09/23 09:10	03/22/23 18:55	1
Lead	<0.00038		0.0010	0.00038	mg/L		03/09/23 09:10	03/22/23 18:55	1
Magnesium	3.2		0.50	0.050	mg/L		03/09/23 09:10	03/22/23 18:55	1
Nickel	0.0011		0.0010	0.00052	mg/L		03/09/23 09:10	03/22/23 18:55	1
Potassium	0.67		0.50	0.16	mg/L		03/09/23 09:10	03/22/23 18:55	1
Selenium	<0.00074		0.0050	0.00074	mg/L		03/09/23 09:10	03/22/23 18:55	1
Silver	<0.00022		0.0010	0.00022	mg/L		03/09/23 09:10	03/22/23 18:55	1
Sodium	4.6		0.50	0.18	mg/L		03/09/23 09:10	03/22/23 18:55	1
Thallium	<0.00047		0.0010	0.00047	mg/L		03/09/23 09:10	03/22/23 18:55	1
Vanadium	0.0066		0.0010	0.00078	mg/L		03/09/23 09:10	03/22/23 18:55	1
Zinc	<0.0060		0.015	0.0060	mg/L		03/09/23 09:10	03/22/23 18:55	1

Method: SW846 EPA 7470A - Mercury (CVAA)

Analyte	Result	Qualifier	RL	MDL	Unit	D	Prepared	Analyzed	Dil Fac
Mercury	<0.00013		0.00020	0.00013	mg/L		03/08/23 14:55	03/09/23 14:57	1

General Chemistry

Analyte	Result	Qualifier	RL	MDL	Unit	D	Prepared	Analyzed	Dil Fac
Total Dissolved Solids (SM 2540C)	72		10	10	mg/L			03/06/23 17:37	1
Total Alkalinity as CaCO3 to pH 4.5 (SM18 SM2320 B)	34		5.0	5.0	mg/L			03/06/23 14:44	1
Bicarbonate Alkalinity as CaCO3 (SM18 SM2320 B)	34		5.0	5.0	mg/L			03/06/23 14:44	1
Carbonate Alkalinity as CaCO3 (SM18 SM2320 B)	<5.0		5.0	5.0	mg/L			03/06/23 14:44	1

Method: EPA Field Sampling - Field Sampling

Analyte	Result	Qualifier	RL	MDL	Unit	D	Prepared	Analyzed	Dil Fac
pH	6.00				SU			02/28/23 10:40	1

Client Sample ID: SCH-GWC-5

Lab Sample ID: 680-231325-2

Date Collected: 02/28/23 12:40

Matrix: Water

Date Received: 03/02/23 10:00

Method: EPA 300.0 R2.1 - Anions, Ion Chromatography

Analyte	Result	Qualifier	RL	MDL	Unit	D	Prepared	Analyzed	Dil Fac
Chloride	11		1.0	0.71	mg/L			03/05/23 05:44	1

Eurofins Savannah

Client Sample Results

Client: Southern Company
Project/Site: CCR - Plant Scherer Cell 1

Job ID: 680-231325-1

Client Sample ID: SCH-GWC-5

Lab Sample ID: 680-231325-2

Date Collected: 02/28/23 12:40

Matrix: Water

Date Received: 03/02/23 10:00

Method: EPA 300.0 R2.1 - Anions, Ion Chromatography (Continued)

Analyte	Result	Qualifier	RL	MDL	Unit	D	Prepared	Analyzed	Dil Fac
Fluoride	0.065	J	0.10	0.026	mg/L			03/05/23 05:44	1
Sulfate	87		1.0	0.76	mg/L			03/05/23 05:44	1

Method: SW846 EPA 6020B - Metals (ICP/MS) - Total Recoverable

Analyte	Result	Qualifier	RL	MDL	Unit	D	Prepared	Analyzed	Dil Fac
Antimony	<0.00097		0.0020	0.00097	mg/L		03/09/23 09:10	03/22/23 18:59	1
Arsenic	<0.00028		0.0010	0.00028	mg/L		03/09/23 09:10	03/22/23 18:59	1
Barium	0.038		0.010	0.0031	mg/L		03/09/23 09:10	03/22/23 18:59	1
Beryllium	<0.00027		0.0025	0.00027	mg/L		03/09/23 09:10	03/22/23 18:59	1
Boron	0.19		0.080	0.060	mg/L		03/09/23 09:10	04/06/23 13:43	1
Cadmium	<0.00022		0.0025	0.00022	mg/L		03/09/23 09:10	03/22/23 18:59	1
Calcium	34		0.50	0.13	mg/L		03/09/23 09:10	03/22/23 18:59	1
Chromium	0.0068		0.0020	0.0015	mg/L		03/09/23 09:10	03/22/23 18:59	1
Cobalt	<0.00026		0.0025	0.00026	mg/L		03/09/23 09:10	03/22/23 18:59	1
Copper	<0.0011		0.0020	0.0011	mg/L		03/09/23 09:10	03/22/23 18:59	1
Lead	<0.00038		0.0010	0.00038	mg/L		03/09/23 09:10	03/22/23 18:59	1
Magnesium	18		0.50	0.050	mg/L		03/09/23 09:10	03/22/23 18:59	1
Nickel	<0.00052		0.0010	0.00052	mg/L		03/09/23 09:10	03/22/23 18:59	1
Potassium	1.1		0.50	0.16	mg/L		03/09/23 09:10	03/22/23 18:59	1
Selenium	0.0033	J	0.0050	0.00074	mg/L		03/09/23 09:10	03/22/23 18:59	1
Silver	<0.00022		0.0010	0.00022	mg/L		03/09/23 09:10	03/22/23 18:59	1
Sodium	14		0.50	0.18	mg/L		03/09/23 09:10	03/22/23 18:59	1
Thallium	<0.00047		0.0010	0.00047	mg/L		03/09/23 09:10	03/22/23 18:59	1
Vanadium	0.0030		0.0010	0.00078	mg/L		03/09/23 09:10	03/22/23 18:59	1
Zinc	<0.0060		0.015	0.0060	mg/L		03/09/23 09:10	03/22/23 18:59	1

Method: SW846 EPA 7470A - Mercury (CVAA)

Analyte	Result	Qualifier	RL	MDL	Unit	D	Prepared	Analyzed	Dil Fac
Mercury	<0.00013		0.00020	0.00013	mg/L		03/08/23 14:55	03/09/23 14:58	1

General Chemistry

Analyte	Result	Qualifier	RL	MDL	Unit	D	Prepared	Analyzed	Dil Fac
Total Dissolved Solids (SM 2540C)	240		10	10	mg/L			03/06/23 17:37	1
Total Alkalinity as CaCO3 to pH 4.5 (SM18 SM2320 B)	81		5.0	5.0	mg/L			03/06/23 14:49	1
Bicarbonate Alkalinity as CaCO3 (SM18 SM2320 B)	81		5.0	5.0	mg/L			03/06/23 14:49	1
Carbonate Alkalinity as CaCO3 (SM18 SM2320 B)	<5.0		5.0	5.0	mg/L			03/06/23 14:49	1

Method: EPA Field Sampling - Field Sampling

Analyte	Result	Qualifier	RL	MDL	Unit	D	Prepared	Analyzed	Dil Fac
pH	6.00				SU			02/28/23 12:40	1

Client Sample ID: SCH-GWA-15

Lab Sample ID: 680-231325-3

Date Collected: 02/28/23 10:39

Matrix: Water

Date Received: 03/02/23 10:00

Method: EPA 300.0 R2.1 - Anions, Ion Chromatography

Analyte	Result	Qualifier	RL	MDL	Unit	D	Prepared	Analyzed	Dil Fac
Chloride	6.3		1.0	0.71	mg/L			03/05/23 06:02	1
Fluoride	0.077	J	0.10	0.026	mg/L			03/05/23 06:02	1

Eurofins Savannah

Client Sample Results

Client: Southern Company
Project/Site: CCR - Plant Scherer Cell 1

Job ID: 680-231325-1

Client Sample ID: SCH-GWA-15

Lab Sample ID: 680-231325-3

Date Collected: 02/28/23 10:39

Matrix: Water

Date Received: 03/02/23 10:00

Method: EPA 300.0 R2.1 - Anions, Ion Chromatography (Continued)

Analyte	Result	Qualifier	RL	MDL	Unit	D	Prepared	Analyzed	Dil Fac
Sulfate	3.5		1.0	0.76	mg/L			03/05/23 06:02	1

Method: SW846 EPA 6020B - Metals (ICP/MS) - Total Recoverable

Analyte	Result	Qualifier	RL	MDL	Unit	D	Prepared	Analyzed	Dil Fac
Antimony	<0.00097		0.0020	0.00097	mg/L		03/09/23 09:10	03/22/23 19:03	1
Arsenic	<0.00028		0.0010	0.00028	mg/L		03/09/23 09:10	03/22/23 19:03	1
Barium	0.010		0.010	0.0031	mg/L		03/09/23 09:10	03/22/23 19:03	1
Beryllium	<0.00027		0.0025	0.00027	mg/L		03/09/23 09:10	03/22/23 19:03	1
Boron	<0.060		0.080	0.060	mg/L		03/09/23 09:10	04/06/23 13:47	1
Cadmium	<0.00022		0.0025	0.00022	mg/L		03/09/23 09:10	03/22/23 19:03	1
Calcium	4.1		0.50	0.13	mg/L		03/09/23 09:10	03/22/23 19:03	1
Chromium	<0.0015		0.0020	0.0015	mg/L		03/09/23 09:10	03/22/23 19:03	1
Cobalt	0.0026		0.0025	0.00026	mg/L		03/09/23 09:10	03/22/23 19:03	1
Copper	<0.0011		0.0020	0.0011	mg/L		03/09/23 09:10	03/22/23 19:03	1
Lead	<0.00038		0.0010	0.00038	mg/L		03/09/23 09:10	03/22/23 19:03	1
Magnesium	2.1		0.50	0.050	mg/L		03/09/23 09:10	03/22/23 19:03	1
Nickel	0.00057	J	0.0010	0.00052	mg/L		03/09/23 09:10	03/22/23 19:03	1
Potassium	0.24	J	0.50	0.16	mg/L		03/09/23 09:10	03/22/23 19:03	1
Selenium	<0.00074		0.0050	0.00074	mg/L		03/09/23 09:10	03/22/23 19:03	1
Silver	<0.00022		0.0010	0.00022	mg/L		03/09/23 09:10	03/22/23 19:03	1
Sodium	5.3		0.50	0.18	mg/L		03/09/23 09:10	03/22/23 19:03	1
Thallium	<0.00047		0.0010	0.00047	mg/L		03/09/23 09:10	03/22/23 19:03	1
Vanadium	0.0011		0.0010	0.00078	mg/L		03/09/23 09:10	03/22/23 19:03	1
Zinc	<0.0060		0.015	0.0060	mg/L		03/09/23 09:10	03/22/23 19:03	1

Method: SW846 EPA 7470A - Mercury (CVAA)

Analyte	Result	Qualifier	RL	MDL	Unit	D	Prepared	Analyzed	Dil Fac
Mercury	<0.00013		0.00020	0.00013	mg/L		03/08/23 14:55	03/09/23 14:59	1

General Chemistry

Analyte	Result	Qualifier	RL	MDL	Unit	D	Prepared	Analyzed	Dil Fac
Total Dissolved Solids (SM 2540C)	50		10	10	mg/L			03/06/23 18:28	1
Total Alkalinity as CaCO3 to pH 4.5 (SM18 SM2320 B)	21		5.0	5.0	mg/L			03/06/23 15:16	1
Bicarbonate Alkalinity as CaCO3 (SM18 SM2320 B)	21		5.0	5.0	mg/L			03/06/23 15:16	1
Carbonate Alkalinity as CaCO3 (SM18 SM2320 B)	<5.0		5.0	5.0	mg/L			03/06/23 15:16	1

Method: EPA Field Sampling - Field Sampling

Analyte	Result	Qualifier	RL	MDL	Unit	D	Prepared	Analyzed	Dil Fac
pH	5.40				SU			02/28/23 10:39	1

Client Sample ID: SCH-GWA-16

Lab Sample ID: 680-231325-4

Date Collected: 02/28/23 11:35

Matrix: Water

Date Received: 03/02/23 10:00

Method: EPA 300.0 R2.1 - Anions, Ion Chromatography

Analyte	Result	Qualifier	RL	MDL	Unit	D	Prepared	Analyzed	Dil Fac
Chloride	1.7		1.0	0.71	mg/L			03/05/23 06:21	1
Fluoride	0.089	J	0.10	0.026	mg/L			03/05/23 06:21	1
Sulfate	1.4		1.0	0.76	mg/L			03/05/23 06:21	1

Eurofins Savannah

Client Sample Results

Client: Southern Company
Project/Site: CCR - Plant Scherer Cell 1

Job ID: 680-231325-1

Client Sample ID: SCH-GWA-16

Lab Sample ID: 680-231325-4

Date Collected: 02/28/23 11:35

Matrix: Water

Date Received: 03/02/23 10:00

Method: SW846 EPA 6020B - Metals (ICP/MS) - Total Recoverable

Analyte	Result	Qualifier	RL	MDL	Unit	D	Prepared	Analyzed	Dil Fac
Antimony	<0.00097		0.0020	0.00097	mg/L		03/09/23 09:10	03/22/23 19:06	1
Arsenic	<0.00028		0.0010	0.00028	mg/L		03/09/23 09:10	03/22/23 19:06	1
Barium	0.025		0.010	0.0031	mg/L		03/09/23 09:10	03/22/23 19:06	1
Beryllium	<0.00027		0.0025	0.00027	mg/L		03/09/23 09:10	03/22/23 19:06	1
Boron	<0.060		0.080	0.060	mg/L		03/09/23 09:10	04/06/23 13:51	1
Cadmium	<0.00022		0.0025	0.00022	mg/L		03/09/23 09:10	03/22/23 19:06	1
Calcium	13		0.50	0.13	mg/L		03/09/23 09:10	03/22/23 19:06	1
Chromium	0.0061		0.0020	0.0015	mg/L		03/09/23 09:10	03/22/23 19:06	1
Cobalt	<0.00026		0.0025	0.00026	mg/L		03/09/23 09:10	03/22/23 19:06	1
Copper	<0.0011		0.0020	0.0011	mg/L		03/09/23 09:10	03/22/23 19:06	1
Lead	<0.00038		0.0010	0.00038	mg/L		03/09/23 09:10	03/22/23 19:06	1
Magnesium	4.1		0.50	0.050	mg/L		03/09/23 09:10	03/22/23 19:06	1
Nickel	<0.00052		0.0010	0.00052	mg/L		03/09/23 09:10	03/22/23 19:06	1
Potassium	0.97		0.50	0.16	mg/L		03/09/23 09:10	03/22/23 19:06	1
Selenium	<0.00074		0.0050	0.00074	mg/L		03/09/23 09:10	03/22/23 19:06	1
Silver	<0.00022		0.0010	0.00022	mg/L		03/09/23 09:10	03/22/23 19:06	1
Sodium	8.9		0.50	0.18	mg/L		03/09/23 09:10	03/22/23 19:06	1
Thallium	<0.00047		0.0010	0.00047	mg/L		03/09/23 09:10	03/22/23 19:06	1
Vanadium	0.0087		0.0010	0.00078	mg/L		03/09/23 09:10	03/22/23 19:06	1
Zinc	<0.0060		0.015	0.0060	mg/L		03/09/23 09:10	03/22/23 19:06	1

Method: SW846 EPA 7470A - Mercury (CVAA)

Analyte	Result	Qualifier	RL	MDL	Unit	D	Prepared	Analyzed	Dil Fac
Mercury	<0.00013		0.00020	0.00013	mg/L		03/08/23 14:55	03/09/23 15:01	1

General Chemistry

Analyte	Result	Qualifier	RL	MDL	Unit	D	Prepared	Analyzed	Dil Fac
Total Dissolved Solids (SM 2540C)	110		10	10	mg/L			03/06/23 18:28	1
Total Alkalinity as CaCO3 to pH 4.5 (SM18 SM2320 B)	70		5.0	5.0	mg/L			03/06/23 15:26	1
Bicarbonate Alkalinity as CaCO3 (SM18 SM2320 B)	70		5.0	5.0	mg/L			03/06/23 15:26	1
Carbonate Alkalinity as CaCO3 (SM18 SM2320 B)	<5.0		5.0	5.0	mg/L			03/06/23 15:26	1

Method: EPA Field Sampling - Field Sampling

Analyte	Result	Qualifier	RL	MDL	Unit	D	Prepared	Analyzed	Dil Fac
pH	6.45				SU			02/28/23 11:35	1

Client Sample ID: SCH-GWA-17

Lab Sample ID: 680-231325-5

Date Collected: 02/28/23 09:35

Matrix: Water

Date Received: 03/02/23 10:00

Method: EPA 300.0 R2.1 - Anions, Ion Chromatography

Analyte	Result	Qualifier	RL	MDL	Unit	D	Prepared	Analyzed	Dil Fac
Chloride	1.4		1.0	0.71	mg/L			03/05/23 06:39	1
Fluoride	0.067	J	0.10	0.026	mg/L			03/05/23 06:39	1
Sulfate	1.3		1.0	0.76	mg/L			03/05/23 06:39	1

Method: SW846 EPA 6020B - Metals (ICP/MS) - Total Recoverable

Analyte	Result	Qualifier	RL	MDL	Unit	D	Prepared	Analyzed	Dil Fac
Antimony	<0.00097		0.0020	0.00097	mg/L		03/09/23 09:10	03/22/23 19:10	1

Eurofins Savannah

Client Sample Results

Client: Southern Company
Project/Site: CCR - Plant Scherer Cell 1

Job ID: 680-231325-1

Client Sample ID: SCH-GWA-17

Lab Sample ID: 680-231325-5

Date Collected: 02/28/23 09:35

Matrix: Water

Date Received: 03/02/23 10:00

Method: SW846 EPA 6020B - Metals (ICP/MS) - Total Recoverable (Continued)

Analyte	Result	Qualifier	RL	MDL	Unit	D	Prepared	Analyzed	Dil Fac
Arsenic	<0.00028		0.0010	0.00028	mg/L		03/09/23 09:10	03/22/23 19:10	1
Barium	0.030		0.010	0.0031	mg/L		03/09/23 09:10	03/22/23 19:10	1
Beryllium	<0.00027		0.0025	0.00027	mg/L		03/09/23 09:10	03/22/23 19:10	1
Boron	<0.060		0.080	0.060	mg/L		03/09/23 09:10	04/06/23 14:09	1
Cadmium	<0.00022		0.0025	0.00022	mg/L		03/09/23 09:10	03/22/23 19:10	1
Calcium	8.7		0.50	0.13	mg/L		03/09/23 09:10	03/22/23 19:10	1
Chromium	0.0083		0.0020	0.0015	mg/L		03/09/23 09:10	03/22/23 19:10	1
Cobalt	<0.00026		0.0025	0.00026	mg/L		03/09/23 09:10	03/22/23 19:10	1
Copper	<0.0011		0.0020	0.0011	mg/L		03/09/23 09:10	03/22/23 19:10	1
Lead	<0.00038		0.0010	0.00038	mg/L		03/09/23 09:10	03/22/23 19:10	1
Magnesium	3.2		0.50	0.050	mg/L		03/09/23 09:10	03/22/23 19:10	1
Nickel	<0.00052		0.0010	0.00052	mg/L		03/09/23 09:10	03/22/23 19:10	1
Potassium	1.1		0.50	0.16	mg/L		03/09/23 09:10	03/22/23 19:10	1
Selenium	<0.00074		0.0050	0.00074	mg/L		03/09/23 09:10	03/22/23 19:10	1
Silver	<0.00022		0.0010	0.00022	mg/L		03/09/23 09:10	03/22/23 19:10	1
Sodium	9.5		0.50	0.18	mg/L		03/09/23 09:10	03/22/23 19:10	1
Thallium	<0.00047		0.0010	0.00047	mg/L		03/09/23 09:10	03/22/23 19:10	1
Vanadium	0.0057		0.0010	0.00078	mg/L		03/09/23 09:10	03/22/23 19:10	1
Zinc	<0.0060		0.015	0.0060	mg/L		03/09/23 09:10	03/22/23 19:10	1

Method: SW846 EPA 7470A - Mercury (CVAA)

Analyte	Result	Qualifier	RL	MDL	Unit	D	Prepared	Analyzed	Dil Fac
Mercury	<0.00013		0.00020	0.00013	mg/L		03/08/23 14:55	03/09/23 15:02	1

General Chemistry

Analyte	Result	Qualifier	RL	MDL	Unit	D	Prepared	Analyzed	Dil Fac
Total Dissolved Solids (SM 2540C)	94		10	10	mg/L			03/06/23 18:28	1
Total Alkalinity as CaCO3 to pH 4.5 (SM18 SM2320 B)	57		5.0	5.0	mg/L			03/06/23 15:30	1
Bicarbonate Alkalinity as CaCO3 (SM18 SM2320 B)	57		5.0	5.0	mg/L			03/06/23 15:30	1
Carbonate Alkalinity as CaCO3 (SM18 SM2320 B)	<5.0		5.0	5.0	mg/L			03/06/23 15:30	1

Method: EPA Field Sampling - Field Sampling

Analyte	Result	Qualifier	RL	MDL	Unit	D	Prepared	Analyzed	Dil Fac
pH	6.19				SU			02/28/23 09:35	1

Client Sample ID: SCH-GWC-18

Lab Sample ID: 680-231325-6

Date Collected: 02/28/23 09:15

Matrix: Water

Date Received: 03/02/23 10:00

Method: EPA 300.0 R2.1 - Anions, Ion Chromatography

Analyte	Result	Qualifier	RL	MDL	Unit	D	Prepared	Analyzed	Dil Fac
Chloride	2.8		1.0	0.71	mg/L			03/05/23 06:58	1
Fluoride	0.12		0.10	0.026	mg/L			03/05/23 06:58	1
Sulfate	1.2		1.0	0.76	mg/L			03/05/23 06:58	1

Method: SW846 EPA 6020B - Metals (ICP/MS) - Total Recoverable

Analyte	Result	Qualifier	RL	MDL	Unit	D	Prepared	Analyzed	Dil Fac
Antimony	<0.00097		0.0020	0.00097	mg/L		03/09/23 09:10	03/22/23 19:21	1
Arsenic	<0.00028		0.0010	0.00028	mg/L		03/09/23 09:10	03/22/23 19:21	1

Eurofins Savannah

Client Sample Results

Client: Southern Company
Project/Site: CCR - Plant Scherer Cell 1

Job ID: 680-231325-1

Client Sample ID: SCH-GWC-18

Lab Sample ID: 680-231325-6

Date Collected: 02/28/23 09:15

Matrix: Water

Date Received: 03/02/23 10:00

Method: SW846 EPA 6020B - Metals (ICP/MS) - Total Recoverable (Continued)

Analyte	Result	Qualifier	RL	MDL	Unit	D	Prepared	Analyzed	Dil Fac
Barium	0.035		0.010	0.0031	mg/L		03/09/23 09:10	03/22/23 19:21	1
Beryllium	<0.00027		0.0025	0.00027	mg/L		03/09/23 09:10	03/22/23 19:21	1
Boron	<0.060		0.080	0.060	mg/L		03/09/23 09:10	04/06/23 14:13	1
Cadmium	<0.00022		0.0025	0.00022	mg/L		03/09/23 09:10	03/22/23 19:21	1
Calcium	11		0.50	0.13	mg/L		03/09/23 09:10	03/22/23 19:21	1
Chromium	0.012		0.0020	0.0015	mg/L		03/09/23 09:10	03/22/23 19:21	1
Cobalt	<0.00026		0.0025	0.00026	mg/L		03/09/23 09:10	03/22/23 19:21	1
Copper	0.0011	J	0.0020	0.0011	mg/L		03/09/23 09:10	03/22/23 19:21	1
Lead	<0.00038		0.0010	0.00038	mg/L		03/09/23 09:10	03/22/23 19:21	1
Magnesium	5.1		0.50	0.050	mg/L		03/09/23 09:10	03/22/23 19:21	1
Nickel	<0.00052		0.0010	0.00052	mg/L		03/09/23 09:10	03/22/23 19:21	1
Potassium	0.80		0.50	0.16	mg/L		03/09/23 09:10	03/22/23 19:21	1
Selenium	<0.00074		0.0050	0.00074	mg/L		03/09/23 09:10	03/22/23 19:21	1
Silver	<0.00022		0.0010	0.00022	mg/L		03/09/23 09:10	03/22/23 19:21	1
Sodium	7.5		0.50	0.18	mg/L		03/09/23 09:10	03/22/23 19:21	1
Thallium	<0.00047		0.0010	0.00047	mg/L		03/09/23 09:10	03/22/23 19:21	1
Vanadium	0.0072		0.0010	0.00078	mg/L		03/09/23 09:10	03/22/23 19:21	1
Zinc	<0.0060		0.015	0.0060	mg/L		03/09/23 09:10	03/22/23 19:21	1

Method: SW846 EPA 7470A - Mercury (CVAA)

Analyte	Result	Qualifier	RL	MDL	Unit	D	Prepared	Analyzed	Dil Fac
Mercury	<0.00013		0.00020	0.00013	mg/L		03/08/23 14:55	03/09/23 15:03	1

General Chemistry

Analyte	Result	Qualifier	RL	MDL	Unit	D	Prepared	Analyzed	Dil Fac
Total Dissolved Solids (SM 2540C)	100		10	10	mg/L			03/06/23 17:37	1
Total Alkalinity as CaCO3 to pH 4.5 (SM18 SM2320 B)	65		5.0	5.0	mg/L			03/06/23 15:35	1
Bicarbonate Alkalinity as CaCO3 (SM18 SM2320 B)	65		5.0	5.0	mg/L			03/06/23 15:35	1
Carbonate Alkalinity as CaCO3 (SM18 SM2320 B)	<5.0		5.0	5.0	mg/L			03/06/23 15:35	1

Method: EPA Field Sampling - Field Sampling

Analyte	Result	Qualifier	RL	MDL	Unit	D	Prepared	Analyzed	Dil Fac
pH	6.36				SU			02/28/23 09:15	1

Client Sample ID: SCH-GWC-19

Lab Sample ID: 680-231325-7

Date Collected: 02/28/23 10:35

Matrix: Water

Date Received: 03/02/23 10:00

Method: EPA 300.0 R2.1 - Anions, Ion Chromatography

Analyte	Result	Qualifier	RL	MDL	Unit	D	Prepared	Analyzed	Dil Fac
Chloride	2.6		1.0	0.71	mg/L			03/05/23 07:53	1
Fluoride	0.079	J	0.10	0.026	mg/L			03/05/23 07:53	1
Sulfate	1.2		1.0	0.76	mg/L			03/05/23 07:53	1

Method: SW846 EPA 6020B - Metals (ICP/MS) - Total Recoverable

Analyte	Result	Qualifier	RL	MDL	Unit	D	Prepared	Analyzed	Dil Fac
Antimony	<0.00097		0.0020	0.00097	mg/L		03/09/23 09:10	03/22/23 19:25	1
Arsenic	<0.00028		0.0010	0.00028	mg/L		03/09/23 09:10	03/22/23 19:25	1
Barium	0.031		0.010	0.0031	mg/L		03/09/23 09:10	03/22/23 19:25	1

Eurofins Savannah

Client Sample Results

Client: Southern Company
Project/Site: CCR - Plant Scherer Cell 1

Job ID: 680-231325-1

Client Sample ID: SCH-GWC-19

Lab Sample ID: 680-231325-7

Date Collected: 02/28/23 10:35

Matrix: Water

Date Received: 03/02/23 10:00

Method: SW846 EPA 6020B - Metals (ICP/MS) - Total Recoverable (Continued)

Analyte	Result	Qualifier	RL	MDL	Unit	D	Prepared	Analyzed	Dil Fac
Beryllium	<0.00027		0.0025	0.00027	mg/L		03/09/23 09:10	03/22/23 19:25	1
Boron	<0.060		0.080	0.060	mg/L		03/09/23 09:10	04/06/23 14:17	1
Cadmium	<0.00022		0.0025	0.00022	mg/L		03/09/23 09:10	03/22/23 19:25	1
Calcium	18		0.50	0.13	mg/L		03/09/23 09:10	03/22/23 19:25	1
Chromium	0.014		0.0020	0.0015	mg/L		03/09/23 09:10	03/22/23 19:25	1
Cobalt	<0.00026		0.0025	0.00026	mg/L		03/09/23 09:10	03/22/23 19:25	1
Copper	<0.0011		0.0020	0.0011	mg/L		03/09/23 09:10	03/22/23 19:25	1
Lead	<0.00038		0.0010	0.00038	mg/L		03/09/23 09:10	03/22/23 19:25	1
Magnesium	8.7		0.50	0.050	mg/L		03/09/23 09:10	03/22/23 19:25	1
Nickel	0.0016		0.0010	0.00052	mg/L		03/09/23 09:10	03/22/23 19:25	1
Potassium	1.3		0.50	0.16	mg/L		03/09/23 09:10	03/22/23 19:25	1
Selenium	<0.00074		0.0050	0.00074	mg/L		03/09/23 09:10	03/22/23 19:25	1
Silver	<0.00022		0.0010	0.00022	mg/L		03/09/23 09:10	03/22/23 19:25	1
Sodium	9.3		0.50	0.18	mg/L		03/09/23 09:10	03/22/23 19:25	1
Thallium	<0.00047		0.0010	0.00047	mg/L		03/09/23 09:10	03/22/23 19:25	1
Vanadium	0.0078		0.0010	0.00078	mg/L		03/09/23 09:10	03/22/23 19:25	1
Zinc	<0.0060		0.015	0.0060	mg/L		03/09/23 09:10	03/22/23 19:25	1

Method: SW846 EPA 7470A - Mercury (CVAA)

Analyte	Result	Qualifier	RL	MDL	Unit	D	Prepared	Analyzed	Dil Fac
Mercury	<0.00013		0.00020	0.00013	mg/L		03/08/23 14:59	03/13/23 10:49	1

General Chemistry

Analyte	Result	Qualifier	RL	MDL	Unit	D	Prepared	Analyzed	Dil Fac
Total Dissolved Solids (SM 2540C)	130		10	10	mg/L			03/06/23 17:37	1
Total Alkalinity as CaCO3 to pH 4.5 (SM18 SM2320 B)	100		5.0	5.0	mg/L			03/06/23 15:40	1
Bicarbonate Alkalinity as CaCO3 (SM18 SM2320 B)	100		5.0	5.0	mg/L			03/06/23 15:40	1
Carbonate Alkalinity as CaCO3 (SM18 SM2320 B)	<5.0		5.0	5.0	mg/L			03/06/23 15:40	1

Method: EPA Field Sampling - Field Sampling

Analyte	Result	Qualifier	RL	MDL	Unit	D	Prepared	Analyzed	Dil Fac
pH	6.29				SU			02/28/23 10:35	1

Client Sample ID: SCH-GWC-20

Lab Sample ID: 680-231325-8

Date Collected: 02/28/23 12:00

Matrix: Water

Date Received: 03/02/23 10:00

Method: EPA 300.0 R2.1 - Anions, Ion Chromatography

Analyte	Result	Qualifier	RL	MDL	Unit	D	Prepared	Analyzed	Dil Fac
Chloride	2.2		1.0	0.71	mg/L			03/05/23 08:11	1
Fluoride	0.089	J	0.10	0.026	mg/L			03/05/23 08:11	1
Sulfate	1.3		1.0	0.76	mg/L			03/05/23 08:11	1

Method: SW846 EPA 6020B - Metals (ICP/MS) - Total Recoverable

Analyte	Result	Qualifier	RL	MDL	Unit	D	Prepared	Analyzed	Dil Fac
Antimony	<0.00097		0.0020	0.00097	mg/L		03/09/23 09:10	03/22/23 19:29	1
Arsenic	<0.00028		0.0010	0.00028	mg/L		03/09/23 09:10	03/22/23 19:29	1
Barium	0.032		0.010	0.0031	mg/L		03/09/23 09:10	03/22/23 19:29	1
Beryllium	<0.00027		0.0025	0.00027	mg/L		03/09/23 09:10	03/22/23 19:29	1

Eurofins Savannah

Client Sample Results

Client: Southern Company
Project/Site: CCR - Plant Scherer Cell 1

Job ID: 680-231325-1

Client Sample ID: SCH-GWC-20

Lab Sample ID: 680-231325-8

Date Collected: 02/28/23 12:00

Matrix: Water

Date Received: 03/02/23 10:00

Method: SW846 EPA 6020B - Metals (ICP/MS) - Total Recoverable (Continued)

Analyte	Result	Qualifier	RL	MDL	Unit	D	Prepared	Analyzed	Dil Fac
Boron	<0.060		0.080	0.060	mg/L		03/09/23 09:10	04/06/23 14:20	1
Cadmium	<0.00022		0.0025	0.00022	mg/L		03/09/23 09:10	03/22/23 19:29	1
Calcium	16		0.50	0.13	mg/L		03/09/23 09:10	03/22/23 19:29	1
Chromium	0.0090		0.0020	0.0015	mg/L		03/09/23 09:10	03/22/23 19:29	1
Cobalt	<0.00026		0.0025	0.00026	mg/L		03/09/23 09:10	03/22/23 19:29	1
Copper	<0.0011		0.0020	0.0011	mg/L		03/09/23 09:10	03/22/23 19:29	1
Lead	<0.00038		0.0010	0.00038	mg/L		03/09/23 09:10	03/22/23 19:29	1
Magnesium	6.7		0.50	0.050	mg/L		03/09/23 09:10	03/22/23 19:29	1
Nickel	<0.00052		0.0010	0.00052	mg/L		03/09/23 09:10	03/22/23 19:29	1
Potassium	1.1		0.50	0.16	mg/L		03/09/23 09:10	03/22/23 19:29	1
Selenium	<0.00074		0.0050	0.00074	mg/L		03/09/23 09:10	03/22/23 19:29	1
Silver	<0.00022		0.0010	0.00022	mg/L		03/09/23 09:10	03/22/23 19:29	1
Sodium	7.0		0.50	0.18	mg/L		03/09/23 09:10	03/22/23 19:29	1
Thallium	<0.00047		0.0010	0.00047	mg/L		03/09/23 09:10	03/22/23 19:29	1
Vanadium	0.019		0.0010	0.00078	mg/L		03/09/23 09:10	03/22/23 19:29	1
Zinc	<0.0060		0.015	0.0060	mg/L		03/09/23 09:10	03/22/23 19:29	1

Method: SW846 EPA 7470A - Mercury (CVAA)

Analyte	Result	Qualifier	RL	MDL	Unit	D	Prepared	Analyzed	Dil Fac
Mercury	<0.00013		0.00020	0.00013	mg/L		03/08/23 14:59	03/13/23 10:54	1

General Chemistry

Analyte	Result	Qualifier	RL	MDL	Unit	D	Prepared	Analyzed	Dil Fac
Total Dissolved Solids (SM 2540C)	120		10	10	mg/L			03/06/23 17:37	1
Total Alkalinity as CaCO3 to pH 4.5 (SM18 SM2320 B)	87		5.0	5.0	mg/L			03/06/23 15:45	1
Bicarbonate Alkalinity as CaCO3 (SM18 SM2320 B)	87		5.0	5.0	mg/L			03/06/23 15:45	1
Carbonate Alkalinity as CaCO3 (SM18 SM2320 B)	<5.0		5.0	5.0	mg/L			03/06/23 15:45	1

Method: EPA Field Sampling - Field Sampling

Analyte	Result	Qualifier	RL	MDL	Unit	D	Prepared	Analyzed	Dil Fac
pH	6.53				SU			02/28/23 12:00	1

Client Sample ID: SCH-CELL1-FD-4

Lab Sample ID: 680-231325-9

Date Collected: 02/28/23 00:00

Matrix: Water

Date Received: 03/02/23 10:00

Method: EPA 300.0 R2.1 - Anions, Ion Chromatography

Analyte	Result	Qualifier	RL	MDL	Unit	D	Prepared	Analyzed	Dil Fac
Chloride	3.1		1.0	0.71	mg/L			03/05/23 08:30	1
Fluoride	0.076	J	0.10	0.026	mg/L			03/05/23 08:30	1
Sulfate	4.6		1.0	0.76	mg/L			03/05/23 08:30	1

Method: SW846 EPA 6020B - Metals (ICP/MS) - Total Recoverable

Analyte	Result	Qualifier	RL	MDL	Unit	D	Prepared	Analyzed	Dil Fac
Antimony	<0.00097		0.0020	0.00097	mg/L		03/09/23 09:10	03/22/23 19:32	1
Arsenic	<0.00028		0.0010	0.00028	mg/L		03/09/23 09:10	03/22/23 19:32	1
Barium	0.011		0.010	0.0031	mg/L		03/09/23 09:10	03/22/23 19:32	1
Beryllium	<0.00027		0.0025	0.00027	mg/L		03/09/23 09:10	03/22/23 19:32	1
Boron	<0.060		0.080	0.060	mg/L		03/09/23 09:10	04/06/23 14:24	1

Eurofins Savannah

Client Sample Results

Client: Southern Company
 Project/Site: CCR - Plant Scherer Cell 1

Job ID: 680-231325-1

Client Sample ID: SCH-CELL1-FD-4

Lab Sample ID: 680-231325-9

Date Collected: 02/28/23 00:00

Matrix: Water

Date Received: 03/02/23 10:00

Method: SW846 EPA 6020B - Metals (ICP/MS) - Total Recoverable (Continued)

Analyte	Result	Qualifier	RL	MDL	Unit	D	Prepared	Analyzed	Dil Fac
Cadmium	<0.00022		0.0025	0.00022	mg/L		03/09/23 09:10	03/22/23 19:32	1
Calcium	6.1		0.50	0.13	mg/L		03/09/23 09:10	03/22/23 19:32	1
Chromium	0.010		0.0020	0.0015	mg/L		03/09/23 09:10	03/22/23 19:32	1
Cobalt	<0.00026		0.0025	0.00026	mg/L		03/09/23 09:10	03/22/23 19:32	1
Copper	<0.0011		0.0020	0.0011	mg/L		03/09/23 09:10	03/22/23 19:32	1
Lead	<0.00038		0.0010	0.00038	mg/L		03/09/23 09:10	03/22/23 19:32	1
Magnesium	3.2		0.50	0.050	mg/L		03/09/23 09:10	03/22/23 19:32	1
Nickel	0.0010		0.0010	0.00052	mg/L		03/09/23 09:10	03/22/23 19:32	1
Potassium	0.66		0.50	0.16	mg/L		03/09/23 09:10	03/22/23 19:32	1
Selenium	<0.00074		0.0050	0.00074	mg/L		03/09/23 09:10	03/22/23 19:32	1
Silver	<0.00022		0.0010	0.00022	mg/L		03/09/23 09:10	03/22/23 19:32	1
Sodium	4.7		0.50	0.18	mg/L		03/09/23 09:10	03/22/23 19:32	1
Thallium	<0.00047		0.0010	0.00047	mg/L		03/09/23 09:10	03/22/23 19:32	1
Vanadium	0.0067		0.0010	0.00078	mg/L		03/09/23 09:10	03/22/23 19:32	1
Zinc	<0.0060		0.015	0.0060	mg/L		03/09/23 09:10	03/22/23 19:32	1

Method: SW846 EPA 7470A - Mercury (CVAA)

Analyte	Result	Qualifier	RL	MDL	Unit	D	Prepared	Analyzed	Dil Fac
Mercury	<0.00013		0.00020	0.00013	mg/L		03/08/23 14:59	03/13/23 10:52	1

General Chemistry

Analyte	Result	Qualifier	RL	MDL	Unit	D	Prepared	Analyzed	Dil Fac
Total Dissolved Solids (SM 2540C)	87		10	10	mg/L			03/06/23 17:37	1
Total Alkalinity as CaCO3 to pH 4.5 (SM18 SM2320 B)	34		5.0	5.0	mg/L			03/06/23 15:59	1
Bicarbonate Alkalinity as CaCO3 (SM18 SM2320 B)	34		5.0	5.0	mg/L			03/06/23 15:59	1
Carbonate Alkalinity as CaCO3 (SM18 SM2320 B)	<5.0		5.0	5.0	mg/L			03/06/23 15:59	1

Method: EPA Field Sampling - Field Sampling

Analyte	Result	Qualifier	RL	MDL	Unit	D	Prepared	Analyzed	Dil Fac
pH	6.00				SU			02/28/23 00:00	1

QC Sample Results

Client: Southern Company
 Project/Site: CCR - Plant Scherer Cell 1

Job ID: 680-231325-1

Method: EPA 300.0 R2.1 - Anions, Ion Chromatography

Lab Sample ID: MB 180-428116/36
Matrix: Water
Analysis Batch: 428116

Client Sample ID: Method Blank
Prep Type: Total/NA

Analyte	MB Result	MB Qualifier	RL	MDL	Unit	D	Prepared	Analyzed	Dil Fac
Chloride	<0.71		1.0	0.71	mg/L			03/04/23 22:39	1
Fluoride	<0.026		0.10	0.026	mg/L			03/04/23 22:39	1
Sulfate	<0.76		1.0	0.76	mg/L			03/04/23 22:39	1

Lab Sample ID: MB 180-428116/69
Matrix: Water
Analysis Batch: 428116

Client Sample ID: Method Blank
Prep Type: Total/NA

Analyte	MB Result	MB Qualifier	RL	MDL	Unit	D	Prepared	Analyzed	Dil Fac
Chloride	<0.71		1.0	0.71	mg/L			03/05/23 08:48	1
Fluoride	<0.026		0.10	0.026	mg/L			03/05/23 08:48	1
Sulfate	<0.76		1.0	0.76	mg/L			03/05/23 08:48	1

Lab Sample ID: LCS 180-428116/37
Matrix: Water
Analysis Batch: 428116

Client Sample ID: Lab Control Sample
Prep Type: Total/NA

Analyte	Spike Added	LCS Result	LCS Qualifier	Unit	D	%Rec	%Rec Limits
Chloride	50.0	49.9		mg/L		100	90 - 110
Fluoride	2.50	2.75		mg/L		110	90 - 110
Sulfate	50.0	52.4		mg/L		105	90 - 110

Lab Sample ID: LCS 180-428116/70
Matrix: Water
Analysis Batch: 428116

Client Sample ID: Lab Control Sample
Prep Type: Total/NA

Analyte	Spike Added	LCS Result	LCS Qualifier	Unit	D	%Rec	%Rec Limits
Chloride	50.0	50.5		mg/L		101	90 - 110
Fluoride	2.50	2.74		mg/L		110	90 - 110
Sulfate	50.0	53.1		mg/L		106	90 - 110

Lab Sample ID: 680-231325-1 MS
Matrix: Water
Analysis Batch: 428116

Client Sample ID: SCH-GWC-3
Prep Type: Total/NA

Analyte	Sample Result	Sample Qualifier	Spike Added	MS Result	MS Qualifier	Unit	D	%Rec	%Rec Limits
Chloride	3.1		50.0	52.5		mg/L		99	90 - 110
Fluoride	0.080	J F1	2.50	2.86	F1	mg/L		111	90 - 110
Sulfate	4.7		50.0	56.8		mg/L		104	90 - 110

Lab Sample ID: 680-231325-1 MSD
Matrix: Water
Analysis Batch: 428116

Client Sample ID: SCH-GWC-3
Prep Type: Total/NA

Analyte	Sample Result	Sample Qualifier	Spike Added	MSD Result	MSD Qualifier	Unit	D	%Rec	%Rec Limits	RPD	RPD Limit
Chloride	3.1		50.0	52.7		mg/L		99	90 - 110	0	20
Fluoride	0.080	J F1	2.50	2.88	F1	mg/L		112	90 - 110	1	20
Sulfate	4.7		50.0	56.5		mg/L		104	90 - 110	1	20

Eurofins Savannah

QC Sample Results

Client: Southern Company
Project/Site: CCR - Plant Scherer Cell 1

Job ID: 680-231325-1

Method: EPA 6020B - Metals (ICP/MS)

Lab Sample ID: MB 180-428646/1-A
Matrix: Water
Analysis Batch: 430208

Client Sample ID: Method Blank
Prep Type: Total Recoverable
Prep Batch: 428646

Analyte	MB	MB	RL	MDL	Unit	D	Prepared	Analyzed	Dil Fac
	Result	Qualifier							
Antimony	<0.00097		0.0020	0.00097	mg/L		03/09/23 09:10	03/22/23 17:37	1
Arsenic	<0.00028		0.0010	0.00028	mg/L		03/09/23 09:10	03/22/23 17:37	1
Barium	<0.0031		0.010	0.0031	mg/L		03/09/23 09:10	03/22/23 17:37	1
Beryllium	<0.00027		0.0025	0.00027	mg/L		03/09/23 09:10	03/22/23 17:37	1
Cadmium	<0.00022		0.0025	0.00022	mg/L		03/09/23 09:10	03/22/23 17:37	1
Calcium	<0.13		0.50	0.13	mg/L		03/09/23 09:10	03/22/23 17:37	1
Chromium	<0.0015		0.0020	0.0015	mg/L		03/09/23 09:10	03/22/23 17:37	1
Cobalt	<0.00026		0.0025	0.00026	mg/L		03/09/23 09:10	03/22/23 17:37	1
Copper	<0.0011		0.0020	0.0011	mg/L		03/09/23 09:10	03/22/23 17:37	1
Lead	<0.00038		0.0010	0.00038	mg/L		03/09/23 09:10	03/22/23 17:37	1
Magnesium	<0.050		0.50	0.050	mg/L		03/09/23 09:10	03/22/23 17:37	1
Nickel	<0.00052		0.0010	0.00052	mg/L		03/09/23 09:10	03/22/23 17:37	1
Potassium	<0.16		0.50	0.16	mg/L		03/09/23 09:10	03/22/23 17:37	1
Selenium	<0.00074		0.0050	0.00074	mg/L		03/09/23 09:10	03/22/23 17:37	1
Silver	<0.00022		0.0010	0.00022	mg/L		03/09/23 09:10	03/22/23 17:37	1
Sodium	<0.18		0.50	0.18	mg/L		03/09/23 09:10	03/22/23 17:37	1
Thallium	<0.00047		0.0010	0.00047	mg/L		03/09/23 09:10	03/22/23 17:37	1
Vanadium	<0.00078		0.0010	0.00078	mg/L		03/09/23 09:10	03/22/23 17:37	1
Zinc	<0.0060		0.015	0.0060	mg/L		03/09/23 09:10	03/22/23 17:37	1

Lab Sample ID: MB 180-428646/1-A
Matrix: Water
Analysis Batch: 431647

Client Sample ID: Method Blank
Prep Type: Total Recoverable
Prep Batch: 428646

Analyte	MB	MB	RL	MDL	Unit	D	Prepared	Analyzed	Dil Fac
	Result	Qualifier							
Boron	<0.060		0.080	0.060	mg/L		03/09/23 09:10	04/06/23 09:29	1

Lab Sample ID: LCS 180-428646/2-A
Matrix: Water
Analysis Batch: 430208

Client Sample ID: Lab Control Sample
Prep Type: Total Recoverable
Prep Batch: 428646

Analyte	Spike Added	LCS Result	LCS Qualifier	Unit	D	%Rec	%Rec Limits
Arsenic	1.00	1.01		mg/L		101	80 - 120
Barium	1.00	1.02		mg/L		102	80 - 120
Beryllium	0.500	0.482		mg/L		96	80 - 120
Cadmium	0.500	0.511		mg/L		102	80 - 120
Calcium	25.0	27.7		mg/L		111	80 - 120
Chromium	0.500	0.514		mg/L		103	80 - 120
Cobalt	0.500	0.497		mg/L		99	80 - 120
Copper	0.500	0.501		mg/L		100	80 - 120
Lead	0.500	0.512		mg/L		102	80 - 120
Magnesium	25.0	25.4		mg/L		102	80 - 120
Nickel	0.500	0.489		mg/L		98	80 - 120
Potassium	25.0	25.8		mg/L		103	80 - 120
Selenium	1.00	1.03		mg/L		103	80 - 120
Silver	0.250	0.247		mg/L		99	80 - 120
Sodium	25.0	25.7		mg/L		103	80 - 120
Thallium	1.00	1.07		mg/L		107	80 - 120

Eurofins Savannah

QC Sample Results

Client: Southern Company
Project/Site: CCR - Plant Scherer Cell 1

Job ID: 680-231325-1

Method: EPA 6020B - Metals (ICP/MS) (Continued)

Lab Sample ID: LCS 180-428646/2-A
Matrix: Water
Analysis Batch: 430208

Client Sample ID: Lab Control Sample
Prep Type: Total Recoverable
Prep Batch: 428646

Analyte	Spike Added	LCS Result	LCS Qualifier	Unit	D	%Rec	%Rec Limits
Vanadium	0.500	0.518		mg/L		104	80 - 120
Zinc	0.250	0.253		mg/L		101	80 - 120

Lab Sample ID: LCS 180-428646/2-A
Matrix: Water
Analysis Batch: 431647

Client Sample ID: Lab Control Sample
Prep Type: Total Recoverable
Prep Batch: 428646

Analyte	Spike Added	LCS Result	LCS Qualifier	Unit	D	%Rec	%Rec Limits
Boron	1.25	1.34		mg/L		107	80 - 120

Lab Sample ID: 680-231281-C-3-C MS
Matrix: Water
Analysis Batch: 430208

Client Sample ID: Matrix Spike
Prep Type: Total Recoverable
Prep Batch: 428646

Analyte	Sample Result	Sample Qualifier	Spike Added	MS Result	MS Qualifier	Unit	D	%Rec	%Rec Limits
Antimony	<0.00097		0.250	0.266		mg/L		107	75 - 125
Arsenic	<0.00028		1.00	0.995		mg/L		100	75 - 125
Barium	0.038		1.00	1.04		mg/L		100	75 - 125
Beryllium	<0.00027		0.500	0.474		mg/L		95	75 - 125
Cadmium	<0.00022		0.500	0.502		mg/L		100	75 - 125
Calcium	20		25.0	46.3		mg/L		106	75 - 125
Chromium	<0.0015		0.500	0.500		mg/L		100	75 - 125
Cobalt	0.010		0.500	0.501		mg/L		98	75 - 125
Copper	<0.0011		0.500	0.486		mg/L		97	75 - 125
Lead	<0.00038		0.500	0.500		mg/L		100	75 - 125
Magnesium	11		25.0	36.0		mg/L		99	75 - 125
Nickel	0.0073		0.500	0.488		mg/L		96	75 - 125
Potassium	1.7		25.0	26.9		mg/L		101	75 - 125
Selenium	<0.00074		1.00	0.997		mg/L		100	75 - 125
Silver	<0.00022		0.250	0.240		mg/L		96	75 - 125
Sodium	55		25.0	78.7		mg/L		93	75 - 125
Thallium	<0.00047		1.00	1.04		mg/L		104	75 - 125
Vanadium	<0.00078		0.500	0.507		mg/L		101	75 - 125
Zinc	0.016		0.250	0.262		mg/L		98	75 - 125

Lab Sample ID: 680-231281-C-3-C MS
Matrix: Water
Analysis Batch: 431647

Client Sample ID: Matrix Spike
Prep Type: Total Recoverable
Prep Batch: 428646

Analyte	Sample Result	Sample Qualifier	Spike Added	MS Result	MS Qualifier	Unit	D	%Rec	%Rec Limits
Boron	1.1		1.25	2.42		mg/L		108	75 - 125

Lab Sample ID: 680-231281-C-3-D MSD
Matrix: Water
Analysis Batch: 430208

Client Sample ID: Matrix Spike Duplicate
Prep Type: Total Recoverable
Prep Batch: 428646

Analyte	Sample Result	Sample Qualifier	Spike Added	MSD Result	MSD Qualifier	Unit	D	%Rec	%Rec Limits	RPD	Limit
Antimony	<0.00097		0.250	0.269		mg/L		108	75 - 125	1	20
Arsenic	<0.00028		1.00	1.01		mg/L		101	75 - 125	1	20
Barium	0.038		1.00	1.05		mg/L		101	75 - 125	2	20

Eurofins Savannah

QC Sample Results

Client: Southern Company
Project/Site: CCR - Plant Scherer Cell 1

Job ID: 680-231325-1

Method: EPA 6020B - Metals (ICP/MS) (Continued)

Lab Sample ID: 680-231281-C-3-D MSD
Matrix: Water
Analysis Batch: 430208

Client Sample ID: Matrix Spike Duplicate
Prep Type: Total Recoverable
Prep Batch: 428646

Analyte	Sample Result	Sample Qualifier	Spike Added	MSD Result	MSD Qualifier	Unit	D	%Rec	%Rec Limits	RPD	RPD Limit
Beryllium	<0.00027		0.500	0.479		mg/L		96	75 - 125	1	20
Cadmium	<0.00022		0.500	0.511		mg/L		102	75 - 125	2	20
Calcium	20		25.0	46.5		mg/L		107	75 - 125	1	20
Chromium	<0.0015		0.500	0.514		mg/L		103	75 - 125	3	20
Cobalt	0.010		0.500	0.508		mg/L		100	75 - 125	1	20
Copper	<0.0011		0.500	0.495		mg/L		99	75 - 125	2	20
Lead	<0.00038		0.500	0.506		mg/L		101	75 - 125	1	20
Magnesium	11		25.0	36.4		mg/L		101	75 - 125	1	20
Nickel	0.0073		0.500	0.498		mg/L		98	75 - 125	2	20
Potassium	1.7		25.0	27.5		mg/L		103	75 - 125	2	20
Selenium	<0.00074		1.00	1.02		mg/L		102	75 - 125	2	20
Silver	<0.00022		0.250	0.248		mg/L		99	75 - 125	3	20
Sodium	55		25.0	78.3		mg/L		92	75 - 125	1	20
Thallium	<0.00047		1.00	1.07		mg/L		107	75 - 125	3	20
Vanadium	<0.00078		0.500	0.518		mg/L		104	75 - 125	2	20
Zinc	0.016		0.250	0.268		mg/L		101	75 - 125	2	20

Lab Sample ID: 680-231281-C-3-D MSD
Matrix: Water
Analysis Batch: 431647

Client Sample ID: Matrix Spike Duplicate
Prep Type: Total Recoverable
Prep Batch: 428646

Analyte	Sample Result	Sample Qualifier	Spike Added	MSD Result	MSD Qualifier	Unit	D	%Rec	%Rec Limits	RPD	RPD Limit
Boron	1.1		1.25	2.60		mg/L		122	75 - 125	7	20

Method: EPA 7470A - Mercury (CVAA)

Lab Sample ID: MB 180-428562/1-A
Matrix: Water
Analysis Batch: 428715

Client Sample ID: Method Blank
Prep Type: Total/NA
Prep Batch: 428562

Analyte	MB Result	MB Qualifier	RL	MDL	Unit	D	Prepared	Analyzed	Dil Fac
Mercury	<0.00013		0.00020	0.00013	mg/L		03/08/23 14:55	03/09/23 14:31	1

Lab Sample ID: LCS 180-428562/2-A
Matrix: Water
Analysis Batch: 428715

Client Sample ID: Lab Control Sample
Prep Type: Total/NA
Prep Batch: 428562

Analyte	Spike Added	LCS Result	LCS Qualifier	Unit	D	%Rec	%Rec Limits
Mercury	0.00250	0.00242		mg/L		97	80 - 120

Lab Sample ID: 680-231213-C-16-B MS
Matrix: Water
Analysis Batch: 428715

Client Sample ID: Matrix Spike
Prep Type: Total/NA
Prep Batch: 428562

Analyte	Sample Result	Sample Qualifier	Spike Added	MS Result	MS Qualifier	Unit	D	%Rec	%Rec Limits
Mercury	<0.00013		0.00100	0.000899		mg/L		90	75 - 125

Eurofins Savannah

QC Sample Results

Client: Southern Company
Project/Site: CCR - Plant Scherer Cell 1

Job ID: 680-231325-1

Method: EPA 7470A - Mercury (CVAA) (Continued)

Lab Sample ID: 680-231213-C-16-C MSD
Matrix: Water
Analysis Batch: 428715

Client Sample ID: Matrix Spike Duplicate
Prep Type: Total/NA
Prep Batch: 428562

Analyte	Sample Result	Sample Qualifier	Spike Added	MSD Result	MSD Qualifier	Unit	D	%Rec	%Rec Limits	RPD	RPD Limit
Mercury	<0.00013		0.00100	0.000944		mg/L		94	75 - 125	5	20

Lab Sample ID: MB 180-428563/1-A
Matrix: Water
Analysis Batch: 429008

Client Sample ID: Method Blank
Prep Type: Total/NA
Prep Batch: 428563

Analyte	MB Result	MB Qualifier	RL	MDL	Unit	D	Prepared	Analyzed	Dil Fac
Mercury	<0.00013		0.00020	0.00013	mg/L		03/08/23 14:59	03/13/23 12:30	1

Lab Sample ID: LCS 180-428563/2-A
Matrix: Water
Analysis Batch: 429008

Client Sample ID: Lab Control Sample
Prep Type: Total/NA
Prep Batch: 428563

Analyte	Spike Added	LCS Result	LCS Qualifier	Unit	D	%Rec	%Rec Limits
Mercury	0.00250	0.00260		mg/L		104	80 - 120

Lab Sample ID: 680-231325-7 MS
Matrix: Water
Analysis Batch: 429008

Client Sample ID: SCH-GWC-19
Prep Type: Total/NA
Prep Batch: 428563

Analyte	Sample Result	Sample Qualifier	Spike Added	MS Result	MS Qualifier	Unit	D	%Rec	%Rec Limits
Mercury	<0.00013		0.00100	0.000990		mg/L		99	75 - 125

Lab Sample ID: 680-231325-7 MSD
Matrix: Water
Analysis Batch: 429008

Client Sample ID: SCH-GWC-19
Prep Type: Total/NA
Prep Batch: 428563

Analyte	Sample Result	Sample Qualifier	Spike Added	MSD Result	MSD Qualifier	Unit	D	%Rec	%Rec Limits	RPD	RPD Limit
Mercury	<0.00013		0.00100	0.000996		mg/L		100	75 - 125	1	20

Method: SM 2540C - Solids, Total Dissolved (TDS)

Lab Sample ID: MB 180-428293/1
Matrix: Water
Analysis Batch: 428293

Client Sample ID: Method Blank
Prep Type: Total/NA

Analyte	MB Result	MB Qualifier	RL	MDL	Unit	D	Prepared	Analyzed	Dil Fac
Total Dissolved Solids	<10		10	10	mg/L			03/06/23 17:37	1

Lab Sample ID: LCS 180-428293/2
Matrix: Water
Analysis Batch: 428293

Client Sample ID: Lab Control Sample
Prep Type: Total/NA

Analyte	Spike Added	LCS Result	LCS Qualifier	Unit	D	%Rec	%Rec Limits
Total Dissolved Solids	665	642		mg/L		97	85 - 115

Eurofins Savannah

QC Sample Results

Client: Southern Company
Project/Site: CCR - Plant Scherer Cell 1

Job ID: 680-231325-1

Method: SM 2540C - Solids, Total Dissolved (TDS) (Continued)

Lab Sample ID: 180-152903-D-2 DU
Matrix: Water
Analysis Batch: 428293

Client Sample ID: Duplicate
Prep Type: Total/NA

Analyte	Sample Result	Sample Qualifier	DU Result	DU Qualifier	Unit	D	RPD	RPD Limit
Total Dissolved Solids	<10		<10		mg/L		NC	10

Lab Sample ID: 680-231325-2 DU
Matrix: Water
Analysis Batch: 428293

Client Sample ID: SCH-GWC-5
Prep Type: Total/NA

Analyte	Sample Result	Sample Qualifier	DU Result	DU Qualifier	Unit	D	RPD	RPD Limit
Total Dissolved Solids	240		244		mg/L		0	10

Lab Sample ID: MB 180-428297/1
Matrix: Water
Analysis Batch: 428297

Client Sample ID: Method Blank
Prep Type: Total/NA

Analyte	MB Result	MB Qualifier	RL	MDL	Unit	D	Prepared	Analyzed	Dil Fac
Total Dissolved Solids	<10		10	10	mg/L			03/06/23 18:28	1

Lab Sample ID: LCS 180-428297/2
Matrix: Water
Analysis Batch: 428297

Client Sample ID: Lab Control Sample
Prep Type: Total/NA

Analyte	Spike Added	LCS Result	LCS Qualifier	Unit	D	%Rec	%Rec Limits
Total Dissolved Solids	665	634		mg/L		95	85 - 115

Lab Sample ID: 680-231281-D-3 DU
Matrix: Water
Analysis Batch: 428297

Client Sample ID: Duplicate
Prep Type: Total/NA

Analyte	Sample Result	Sample Qualifier	DU Result	DU Qualifier	Unit	D	RPD	RPD Limit
Total Dissolved Solids	290		288		mg/L		NC	10

Method: SM2320 B - Alkalinity, Total

Lab Sample ID: MB 180-428325/29
Matrix: Water
Analysis Batch: 428325

Client Sample ID: Method Blank
Prep Type: Total/NA

Analyte	MB Result	MB Qualifier	RL	MDL	Unit	D	Prepared	Analyzed	Dil Fac
Total Alkalinity as CaCO3 to pH 4.5	<5.0		5.0	5.0	mg/L			03/06/23 15:13	1
Bicarbonate Alkalinity as CaCO3	<5.0		5.0	5.0	mg/L			03/06/23 15:13	1
Carbonate Alkalinity as CaCO3	<5.0		5.0	5.0	mg/L			03/06/23 15:13	1

Lab Sample ID: MB 180-428325/5
Matrix: Water
Analysis Batch: 428325

Client Sample ID: Method Blank
Prep Type: Total/NA

Analyte	MB Result	MB Qualifier	RL	MDL	Unit	D	Prepared	Analyzed	Dil Fac
Total Alkalinity as CaCO3 to pH 4.5	<5.0		5.0	5.0	mg/L			03/06/23 13:24	1
Bicarbonate Alkalinity as CaCO3	<5.0		5.0	5.0	mg/L			03/06/23 13:24	1
Carbonate Alkalinity as CaCO3	<5.0		5.0	5.0	mg/L			03/06/23 13:24	1

Eurofins Savannah

QC Sample Results

Client: Southern Company
Project/Site: CCR - Plant Scherer Cell 1

Job ID: 680-231325-1

Method: SM2320 B - Alkalinity, Total (Continued)

Lab Sample ID: LCS 180-428325/28
Matrix: Water
Analysis Batch: 428325

Client Sample ID: Lab Control Sample
Prep Type: Total/NA

Analyte	Spike Added	LCS Result	LCS Qualifier	Unit	D	%Rec	%Rec Limits
Total Alkalinity as CaCO3 to pH 4.5	255	257		mg/L		101	90 - 110

Lab Sample ID: LCS 180-428325/4
Matrix: Water
Analysis Batch: 428325

Client Sample ID: Lab Control Sample
Prep Type: Total/NA

Analyte	Spike Added	LCS Result	LCS Qualifier	Unit	D	%Rec	%Rec Limits
Total Alkalinity as CaCO3 to pH 4.5	255	253		mg/L		99	90 - 110

Lab Sample ID: LLCS 180-428325/27
Matrix: Water
Analysis Batch: 428325

Client Sample ID: Lab Control Sample
Prep Type: Total/NA

Analyte	Spike Added	LLCS Result	LLCS Qualifier	Unit	D	%Rec	%Rec Limits
Total Alkalinity as CaCO3 to pH 4.5	15.3	15.1		mg/L		98	75 - 125

Lab Sample ID: LLCS 180-428325/3
Matrix: Water
Analysis Batch: 428325

Client Sample ID: Lab Control Sample
Prep Type: Total/NA

Analyte	Spike Added	LLCS Result	LLCS Qualifier	Unit	D	%Rec	%Rec Limits
Total Alkalinity as CaCO3 to pH 4.5	15.3	15.1		mg/L		98	75 - 125

Lab Sample ID: 680-231325-3 DU
Matrix: Water
Analysis Batch: 428325

Client Sample ID: SCH-GWA-15
Prep Type: Total/NA

Analyte	Sample Result	Sample Qualifier	DU Result	DU Qualifier	Unit	D	RPD	RPD Limit
Total Alkalinity as CaCO3 to pH 4.5	21		20.6		mg/L		1	20
Bicarbonate Alkalinity as CaCO3	21		20.6		mg/L		1	20
Carbonate Alkalinity as CaCO3	<5.0		<5.0		mg/L		NC	20

Lab Sample ID: 680-231325-9 DU
Matrix: Water
Analysis Batch: 428325

Client Sample ID: SCH-CELL1-FD-4
Prep Type: Total/NA

Analyte	Sample Result	Sample Qualifier	DU Result	DU Qualifier	Unit	D	RPD	RPD Limit
Total Alkalinity as CaCO3 to pH 4.5	34		34.3		mg/L		0.4	20
Bicarbonate Alkalinity as CaCO3	34		34.3		mg/L		0.4	20
Carbonate Alkalinity as CaCO3	<5.0		<5.0		mg/L		NC	20

QC Association Summary

Client: Southern Company
Project/Site: CCR - Plant Scherer Cell 1

Job ID: 680-231325-1

HPLC/IC

Analysis Batch: 428116

Lab Sample ID	Client Sample ID	Prep Type	Matrix	Method	Prep Batch
680-231325-1	SCH-GWC-3	Total/NA	Water	EPA 300.0 R2.1	
680-231325-2	SCH-GWC-5	Total/NA	Water	EPA 300.0 R2.1	
680-231325-3	SCH-GWA-15	Total/NA	Water	EPA 300.0 R2.1	
680-231325-4	SCH-GWA-16	Total/NA	Water	EPA 300.0 R2.1	
680-231325-5	SCH-GWA-17	Total/NA	Water	EPA 300.0 R2.1	
680-231325-6	SCH-GWC-18	Total/NA	Water	EPA 300.0 R2.1	
680-231325-7	SCH-GWC-19	Total/NA	Water	EPA 300.0 R2.1	
680-231325-8	SCH-GWC-20	Total/NA	Water	EPA 300.0 R2.1	
680-231325-9	SCH-CELL1-FD-4	Total/NA	Water	EPA 300.0 R2.1	
MB 180-428116/36	Method Blank	Total/NA	Water	EPA 300.0 R2.1	
MB 180-428116/69	Method Blank	Total/NA	Water	EPA 300.0 R2.1	
LCS 180-428116/37	Lab Control Sample	Total/NA	Water	EPA 300.0 R2.1	
LCS 180-428116/70	Lab Control Sample	Total/NA	Water	EPA 300.0 R2.1	
680-231325-1 MS	SCH-GWC-3	Total/NA	Water	EPA 300.0 R2.1	
680-231325-1 MSD	SCH-GWC-3	Total/NA	Water	EPA 300.0 R2.1	

Metals

Prep Batch: 428562

Lab Sample ID	Client Sample ID	Prep Type	Matrix	Method	Prep Batch
680-231325-1	SCH-GWC-3	Total/NA	Water	7470A	
680-231325-2	SCH-GWC-5	Total/NA	Water	7470A	
680-231325-3	SCH-GWA-15	Total/NA	Water	7470A	
680-231325-4	SCH-GWA-16	Total/NA	Water	7470A	
680-231325-5	SCH-GWA-17	Total/NA	Water	7470A	
680-231325-6	SCH-GWC-18	Total/NA	Water	7470A	
MB 180-428562/1-A	Method Blank	Total/NA	Water	7470A	
LCS 180-428562/2-A	Lab Control Sample	Total/NA	Water	7470A	
680-231213-C-16-B MS	Matrix Spike	Total/NA	Water	7470A	
680-231213-C-16-C MSD	Matrix Spike Duplicate	Total/NA	Water	7470A	

Prep Batch: 428563

Lab Sample ID	Client Sample ID	Prep Type	Matrix	Method	Prep Batch
680-231325-7	SCH-GWC-19	Total/NA	Water	7470A	
680-231325-8	SCH-GWC-20	Total/NA	Water	7470A	
680-231325-9	SCH-CELL1-FD-4	Total/NA	Water	7470A	
MB 180-428563/1-A	Method Blank	Total/NA	Water	7470A	
LCS 180-428563/2-A	Lab Control Sample	Total/NA	Water	7470A	
680-231325-7 MS	SCH-GWC-19	Total/NA	Water	7470A	
680-231325-7 MSD	SCH-GWC-19	Total/NA	Water	7470A	

Prep Batch: 428646

Lab Sample ID	Client Sample ID	Prep Type	Matrix	Method	Prep Batch
680-231325-1	SCH-GWC-3	Total Recoverable	Water	3005A	
680-231325-2	SCH-GWC-5	Total Recoverable	Water	3005A	
680-231325-3	SCH-GWA-15	Total Recoverable	Water	3005A	
680-231325-4	SCH-GWA-16	Total Recoverable	Water	3005A	
680-231325-5	SCH-GWA-17	Total Recoverable	Water	3005A	
680-231325-6	SCH-GWC-18	Total Recoverable	Water	3005A	
680-231325-7	SCH-GWC-19	Total Recoverable	Water	3005A	
680-231325-8	SCH-GWC-20	Total Recoverable	Water	3005A	

Eurofins Savannah

QC Association Summary

Client: Southern Company
Project/Site: CCR - Plant Scherer Cell 1

Job ID: 680-231325-1

Metals (Continued)

Prep Batch: 428646 (Continued)

Lab Sample ID	Client Sample ID	Prep Type	Matrix	Method	Prep Batch
680-231325-9	SCH-CELL1-FD-4	Total Recoverable	Water	3005A	
MB 180-428646/1-A	Method Blank	Total Recoverable	Water	3005A	
LCS 180-428646/2-A	Lab Control Sample	Total Recoverable	Water	3005A	
680-231281-C-3-C MS	Matrix Spike	Total Recoverable	Water	3005A	
680-231281-C-3-D MSD	Matrix Spike Duplicate	Total Recoverable	Water	3005A	

Analysis Batch: 428715

Lab Sample ID	Client Sample ID	Prep Type	Matrix	Method	Prep Batch
680-231325-1	SCH-GWC-3	Total/NA	Water	EPA 7470A	428562
680-231325-2	SCH-GWC-5	Total/NA	Water	EPA 7470A	428562
680-231325-3	SCH-GWA-15	Total/NA	Water	EPA 7470A	428562
680-231325-4	SCH-GWA-16	Total/NA	Water	EPA 7470A	428562
680-231325-5	SCH-GWA-17	Total/NA	Water	EPA 7470A	428562
680-231325-6	SCH-GWC-18	Total/NA	Water	EPA 7470A	428562
MB 180-428562/1-A	Method Blank	Total/NA	Water	EPA 7470A	428562
LCS 180-428562/2-A	Lab Control Sample	Total/NA	Water	EPA 7470A	428562
680-231213-C-16-B MS	Matrix Spike	Total/NA	Water	EPA 7470A	428562
680-231213-C-16-C MSD	Matrix Spike Duplicate	Total/NA	Water	EPA 7470A	428562

Analysis Batch: 429008

Lab Sample ID	Client Sample ID	Prep Type	Matrix	Method	Prep Batch
680-231325-7	SCH-GWC-19	Total/NA	Water	EPA 7470A	428563
680-231325-8	SCH-GWC-20	Total/NA	Water	EPA 7470A	428563
680-231325-9	SCH-CELL1-FD-4	Total/NA	Water	EPA 7470A	428563
MB 180-428563/1-A	Method Blank	Total/NA	Water	EPA 7470A	428563
LCS 180-428563/2-A	Lab Control Sample	Total/NA	Water	EPA 7470A	428563
680-231325-7 MS	SCH-GWC-19	Total/NA	Water	EPA 7470A	428563
680-231325-7 MSD	SCH-GWC-19	Total/NA	Water	EPA 7470A	428563

Analysis Batch: 430208

Lab Sample ID	Client Sample ID	Prep Type	Matrix	Method	Prep Batch
680-231325-1	SCH-GWC-3	Total Recoverable	Water	EPA 6020B	428646
680-231325-2	SCH-GWC-5	Total Recoverable	Water	EPA 6020B	428646
680-231325-3	SCH-GWA-15	Total Recoverable	Water	EPA 6020B	428646
680-231325-4	SCH-GWA-16	Total Recoverable	Water	EPA 6020B	428646
680-231325-5	SCH-GWA-17	Total Recoverable	Water	EPA 6020B	428646
680-231325-6	SCH-GWC-18	Total Recoverable	Water	EPA 6020B	428646
680-231325-7	SCH-GWC-19	Total Recoverable	Water	EPA 6020B	428646
680-231325-8	SCH-GWC-20	Total Recoverable	Water	EPA 6020B	428646
680-231325-9	SCH-CELL1-FD-4	Total Recoverable	Water	EPA 6020B	428646
MB 180-428646/1-A	Method Blank	Total Recoverable	Water	EPA 6020B	428646
LCS 180-428646/2-A	Lab Control Sample	Total Recoverable	Water	EPA 6020B	428646
680-231281-C-3-C MS	Matrix Spike	Total Recoverable	Water	EPA 6020B	428646
680-231281-C-3-D MSD	Matrix Spike Duplicate	Total Recoverable	Water	EPA 6020B	428646

Analysis Batch: 431647

Lab Sample ID	Client Sample ID	Prep Type	Matrix	Method	Prep Batch
680-231325-1	SCH-GWC-3	Total Recoverable	Water	EPA 6020B	428646
680-231325-2	SCH-GWC-5	Total Recoverable	Water	EPA 6020B	428646
680-231325-3	SCH-GWA-15	Total Recoverable	Water	EPA 6020B	428646
680-231325-4	SCH-GWA-16	Total Recoverable	Water	EPA 6020B	428646

Eurofins Savannah

QC Association Summary

Client: Southern Company
Project/Site: CCR - Plant Scherer Cell 1

Job ID: 680-231325-1

Metals (Continued)

Analysis Batch: 431647 (Continued)

Lab Sample ID	Client Sample ID	Prep Type	Matrix	Method	Prep Batch
680-231325-5	SCH-GWA-17	Total Recoverable	Water	EPA 6020B	428646
680-231325-6	SCH-GWC-18	Total Recoverable	Water	EPA 6020B	428646
680-231325-7	SCH-GWC-19	Total Recoverable	Water	EPA 6020B	428646
680-231325-8	SCH-GWC-20	Total Recoverable	Water	EPA 6020B	428646
680-231325-9	SCH-CELL1-FD-4	Total Recoverable	Water	EPA 6020B	428646
MB 180-428646/1-A	Method Blank	Total Recoverable	Water	EPA 6020B	428646
LCS 180-428646/2-A	Lab Control Sample	Total Recoverable	Water	EPA 6020B	428646
680-231281-C-3-C MS	Matrix Spike	Total Recoverable	Water	EPA 6020B	428646
680-231281-C-3-D MSD	Matrix Spike Duplicate	Total Recoverable	Water	EPA 6020B	428646

General Chemistry

Analysis Batch: 428293

Lab Sample ID	Client Sample ID	Prep Type	Matrix	Method	Prep Batch
680-231325-1	SCH-GWC-3	Total/NA	Water	SM 2540C	
680-231325-2	SCH-GWC-5	Total/NA	Water	SM 2540C	
680-231325-6	SCH-GWC-18	Total/NA	Water	SM 2540C	
680-231325-7	SCH-GWC-19	Total/NA	Water	SM 2540C	
680-231325-8	SCH-GWC-20	Total/NA	Water	SM 2540C	
680-231325-9	SCH-CELL1-FD-4	Total/NA	Water	SM 2540C	
MB 180-428293/1	Method Blank	Total/NA	Water	SM 2540C	
LCS 180-428293/2	Lab Control Sample	Total/NA	Water	SM 2540C	
180-152903-D-2 DU	Duplicate	Total/NA	Water	SM 2540C	
680-231325-2 DU	SCH-GWC-5	Total/NA	Water	SM 2540C	

Analysis Batch: 428297

Lab Sample ID	Client Sample ID	Prep Type	Matrix	Method	Prep Batch
680-231325-3	SCH-GWA-15	Total/NA	Water	SM 2540C	
680-231325-4	SCH-GWA-16	Total/NA	Water	SM 2540C	
680-231325-5	SCH-GWA-17	Total/NA	Water	SM 2540C	
MB 180-428297/1	Method Blank	Total/NA	Water	SM 2540C	
LCS 180-428297/2	Lab Control Sample	Total/NA	Water	SM 2540C	
680-231281-D-3 DU	Duplicate	Total/NA	Water	SM 2540C	

Analysis Batch: 428325

Lab Sample ID	Client Sample ID	Prep Type	Matrix	Method	Prep Batch
680-231325-1	SCH-GWC-3	Total/NA	Water	SM2320 B	
680-231325-2	SCH-GWC-5	Total/NA	Water	SM2320 B	
680-231325-3	SCH-GWA-15	Total/NA	Water	SM2320 B	
680-231325-4	SCH-GWA-16	Total/NA	Water	SM2320 B	
680-231325-5	SCH-GWA-17	Total/NA	Water	SM2320 B	
680-231325-6	SCH-GWC-18	Total/NA	Water	SM2320 B	
680-231325-7	SCH-GWC-19	Total/NA	Water	SM2320 B	
680-231325-8	SCH-GWC-20	Total/NA	Water	SM2320 B	
680-231325-9	SCH-CELL1-FD-4	Total/NA	Water	SM2320 B	
MB 180-428325/29	Method Blank	Total/NA	Water	SM2320 B	
MB 180-428325/5	Method Blank	Total/NA	Water	SM2320 B	
LCS 180-428325/28	Lab Control Sample	Total/NA	Water	SM2320 B	
LCS 180-428325/4	Lab Control Sample	Total/NA	Water	SM2320 B	
LLCS 180-428325/27	Lab Control Sample	Total/NA	Water	SM2320 B	
LLCS 180-428325/3	Lab Control Sample	Total/NA	Water	SM2320 B	

Eurofins Savannah

QC Association Summary

Client: Southern Company
Project/Site: CCR - Plant Scherer Cell 1

Job ID: 680-231325-1

General Chemistry (Continued)

Analysis Batch: 428325 (Continued)

Lab Sample ID	Client Sample ID	Prep Type	Matrix	Method	Prep Batch
680-231325-3 DU	SCH-GWA-15	Total/NA	Water	SM2320 B	
680-231325-9 DU	SCH-CELL1-FD-4	Total/NA	Water	SM2320 B	

Field Service / Mobile Lab

Analysis Batch: 428291

Lab Sample ID	Client Sample ID	Prep Type	Matrix	Method	Prep Batch
680-231325-1	SCH-GWC-3	Total/NA	Water	Field Sampling	
680-231325-2	SCH-GWC-5	Total/NA	Water	Field Sampling	
680-231325-3	SCH-GWA-15	Total/NA	Water	Field Sampling	
680-231325-4	SCH-GWA-16	Total/NA	Water	Field Sampling	
680-231325-5	SCH-GWA-17	Total/NA	Water	Field Sampling	
680-231325-6	SCH-GWC-18	Total/NA	Water	Field Sampling	
680-231325-7	SCH-GWC-19	Total/NA	Water	Field Sampling	
680-231325-8	SCH-GWC-20	Total/NA	Water	Field Sampling	
680-231325-9	SCH-CELL1-FD-4	Total/NA	Water	Field Sampling	

Lab Chronicle

Client: Southern Company
 Project/Site: CCR - Plant Scherer Cell 1

Job ID: 680-231325-1

Client Sample ID: SCH-GWC-3
Date Collected: 02/28/23 10:40
Date Received: 03/02/23 10:00

Lab Sample ID: 680-231325-1
Matrix: Water

Prep Type	Batch Type	Batch Method	Run	Dil Factor	Initial Amount	Final Amount	Batch Number	Prepared or Analyzed	Analyst	Lab
Total/NA	Analysis	EPA 300.0 R2.1 Instrument ID: INTEGRION		1	1 mL	1 mL	428116	03/05/23 09:25	SNL	EET PIT
Total Recoverable	Prep	3005A			25 mL	25 mL	428646	03/09/23 09:10	HCY	EET PIT
Total Recoverable	Analysis	EPA 6020B Instrument ID: A		1			430208	03/22/23 18:55	RSK	EET PIT
Total Recoverable	Prep	3005A			25 mL	25 mL	428646	03/09/23 09:10	HCY	EET PIT
Total Recoverable	Analysis	EPA 6020B Instrument ID: A		1			431647	04/06/23 13:39	RSK	EET PIT
Total/NA	Prep	7470A			25 mL	25 mL	428562	03/08/23 14:55	RSR	EET PIT
Total/NA	Analysis	EPA 7470A Instrument ID: HGZ		1			428715	03/09/23 14:57	RJR	EET PIT
Total/NA	Analysis	SM 2540C Instrument ID: NOEQUIP		1	100 mL	100 mL	428293	03/06/23 17:37	LWM	EET PIT
Total/NA	Analysis	SM2320 B Instrument ID: PCTITRATOR		1			428325	03/06/23 14:44	MAM	EET PIT
Total/NA	Analysis	Field Sampling Instrument ID: NOEQUIP		1			428291	02/28/23 10:40	FDS	EET PIT

Client Sample ID: SCH-GWC-5
Date Collected: 02/28/23 12:40
Date Received: 03/02/23 10:00

Lab Sample ID: 680-231325-2
Matrix: Water

Prep Type	Batch Type	Batch Method	Run	Dil Factor	Initial Amount	Final Amount	Batch Number	Prepared or Analyzed	Analyst	Lab
Total/NA	Analysis	EPA 300.0 R2.1 Instrument ID: INTEGRION		1	1 mL	1 mL	428116	03/05/23 05:44	SNL	EET PIT
Total Recoverable	Prep	3005A			25 mL	25 mL	428646	03/09/23 09:10	HCY	EET PIT
Total Recoverable	Analysis	EPA 6020B Instrument ID: A		1			430208	03/22/23 18:59	RSK	EET PIT
Total Recoverable	Prep	3005A			25 mL	25 mL	428646	03/09/23 09:10	HCY	EET PIT
Total Recoverable	Analysis	EPA 6020B Instrument ID: A		1			431647	04/06/23 13:43	RSK	EET PIT
Total/NA	Prep	7470A			25 mL	25 mL	428562	03/08/23 14:55	RSR	EET PIT
Total/NA	Analysis	EPA 7470A Instrument ID: HGZ		1			428715	03/09/23 14:58	RJR	EET PIT
Total/NA	Analysis	SM 2540C Instrument ID: NOEQUIP		1	100 mL	100 mL	428293	03/06/23 17:37	LWM	EET PIT
Total/NA	Analysis	SM2320 B Instrument ID: PCTITRATOR		1			428325	03/06/23 14:49	MAM	EET PIT
Total/NA	Analysis	Field Sampling Instrument ID: NOEQUIP		1			428291	02/28/23 12:40	FDS	EET PIT

Lab Chronicle

Client: Southern Company
Project/Site: CCR - Plant Scherer Cell 1

Job ID: 680-231325-1

Client Sample ID: SCH-GWA-15

Lab Sample ID: 680-231325-3

Date Collected: 02/28/23 10:39

Matrix: Water

Date Received: 03/02/23 10:00

Prep Type	Batch Type	Batch Method	Run	Dil Factor	Initial Amount	Final Amount	Batch Number	Prepared or Analyzed	Analyst	Lab
Total/NA	Analysis	EPA 300.0 R2.1 Instrument ID: INTEGRION		1	1 mL	1 mL	428116	03/05/23 06:02	SNL	EET PIT
Total Recoverable	Prep	3005A			25 mL	25 mL	428646	03/09/23 09:10	HCY	EET PIT
Total Recoverable	Analysis	EPA 6020B Instrument ID: A		1			430208	03/22/23 19:03	RSK	EET PIT
Total Recoverable	Prep	3005A			25 mL	25 mL	428646	03/09/23 09:10	HCY	EET PIT
Total Recoverable	Analysis	EPA 6020B Instrument ID: A		1			431647	04/06/23 13:47	RSK	EET PIT
Total/NA	Prep	7470A			25 mL	25 mL	428562	03/08/23 14:55	RSR	EET PIT
Total/NA	Analysis	EPA 7470A Instrument ID: HGZ		1			428715	03/09/23 14:59	RJR	EET PIT
Total/NA	Analysis	SM 2540C Instrument ID: NOEQUIP		1	100 mL	100 mL	428297	03/06/23 18:28	LWM	EET PIT
Total/NA	Analysis	SM2320 B Instrument ID: PCTITRATOR		1			428325	03/06/23 15:16	MAM	EET PIT
Total/NA	Analysis	Field Sampling Instrument ID: NOEQUIP		1			428291	02/28/23 10:39	FDS	EET PIT

Client Sample ID: SCH-GWA-16

Lab Sample ID: 680-231325-4

Date Collected: 02/28/23 11:35

Matrix: Water

Date Received: 03/02/23 10:00

Prep Type	Batch Type	Batch Method	Run	Dil Factor	Initial Amount	Final Amount	Batch Number	Prepared or Analyzed	Analyst	Lab
Total/NA	Analysis	EPA 300.0 R2.1 Instrument ID: INTEGRION		1	1 mL	1 mL	428116	03/05/23 06:21	SNL	EET PIT
Total Recoverable	Prep	3005A			25 mL	25 mL	428646	03/09/23 09:10	HCY	EET PIT
Total Recoverable	Analysis	EPA 6020B Instrument ID: A		1			430208	03/22/23 19:06	RSK	EET PIT
Total Recoverable	Prep	3005A			25 mL	25 mL	428646	03/09/23 09:10	HCY	EET PIT
Total Recoverable	Analysis	EPA 6020B Instrument ID: A		1			431647	04/06/23 13:51	RSK	EET PIT
Total/NA	Prep	7470A			25 mL	25 mL	428562	03/08/23 14:55	RSR	EET PIT
Total/NA	Analysis	EPA 7470A Instrument ID: HGZ		1			428715	03/09/23 15:01	RJR	EET PIT
Total/NA	Analysis	SM 2540C Instrument ID: NOEQUIP		1	100 mL	100 mL	428297	03/06/23 18:28	LWM	EET PIT
Total/NA	Analysis	SM2320 B Instrument ID: PCTITRATOR		1			428325	03/06/23 15:26	MAM	EET PIT
Total/NA	Analysis	Field Sampling Instrument ID: NOEQUIP		1			428291	02/28/23 11:35	FDS	EET PIT

Lab Chronicle

Client: Southern Company
 Project/Site: CCR - Plant Scherer Cell 1

Job ID: 680-231325-1

Client Sample ID: SCH-GWA-17
Date Collected: 02/28/23 09:35
Date Received: 03/02/23 10:00

Lab Sample ID: 680-231325-5
Matrix: Water

Prep Type	Batch Type	Batch Method	Run	Dil Factor	Initial Amount	Final Amount	Batch Number	Prepared or Analyzed	Analyst	Lab
Total/NA	Analysis	EPA 300.0 R2.1 Instrument ID: INTEGRION		1	1 mL	1 mL	428116	03/05/23 06:39	SNL	EET PIT
Total Recoverable	Prep	3005A			25 mL	25 mL	428646	03/09/23 09:10	HCY	EET PIT
Total Recoverable	Analysis	EPA 6020B Instrument ID: A		1			430208	03/22/23 19:10	RSK	EET PIT
Total Recoverable	Prep	3005A			25 mL	25 mL	428646	03/09/23 09:10	HCY	EET PIT
Total Recoverable	Analysis	EPA 6020B Instrument ID: A		1			431647	04/06/23 14:09	RSK	EET PIT
Total/NA	Prep	7470A			25 mL	25 mL	428562	03/08/23 14:55	RSR	EET PIT
Total/NA	Analysis	EPA 7470A Instrument ID: HGZ		1			428715	03/09/23 15:02	RJR	EET PIT
Total/NA	Analysis	SM 2540C Instrument ID: NOEQUIP		1	100 mL	100 mL	428297	03/06/23 18:28	LWM	EET PIT
Total/NA	Analysis	SM2320 B Instrument ID: PCTITRATOR		1			428325	03/06/23 15:30	MAM	EET PIT
Total/NA	Analysis	Field Sampling Instrument ID: NOEQUIP		1			428291	02/28/23 09:35	FDS	EET PIT

Client Sample ID: SCH-GWC-18
Date Collected: 02/28/23 09:15
Date Received: 03/02/23 10:00

Lab Sample ID: 680-231325-6
Matrix: Water

Prep Type	Batch Type	Batch Method	Run	Dil Factor	Initial Amount	Final Amount	Batch Number	Prepared or Analyzed	Analyst	Lab
Total/NA	Analysis	EPA 300.0 R2.1 Instrument ID: INTEGRION		1	1 mL	1 mL	428116	03/05/23 06:58	SNL	EET PIT
Total Recoverable	Prep	3005A			25 mL	25 mL	428646	03/09/23 09:10	HCY	EET PIT
Total Recoverable	Analysis	EPA 6020B Instrument ID: A		1			430208	03/22/23 19:21	RSK	EET PIT
Total Recoverable	Prep	3005A			25 mL	25 mL	428646	03/09/23 09:10	HCY	EET PIT
Total Recoverable	Analysis	EPA 6020B Instrument ID: A		1			431647	04/06/23 14:13	RSK	EET PIT
Total/NA	Prep	7470A			25 mL	25 mL	428562	03/08/23 14:55	RSR	EET PIT
Total/NA	Analysis	EPA 7470A Instrument ID: HGZ		1			428715	03/09/23 15:03	RJR	EET PIT
Total/NA	Analysis	SM 2540C Instrument ID: NOEQUIP		1	100 mL	100 mL	428293	03/06/23 17:37	LWM	EET PIT
Total/NA	Analysis	SM2320 B Instrument ID: PCTITRATOR		1			428325	03/06/23 15:35	MAM	EET PIT
Total/NA	Analysis	Field Sampling Instrument ID: NOEQUIP		1			428291	02/28/23 09:15	FDS	EET PIT

Lab Chronicle

Client: Southern Company
 Project/Site: CCR - Plant Scherer Cell 1

Job ID: 680-231325-1

Client Sample ID: SCH-GWC-19

Lab Sample ID: 680-231325-7

Date Collected: 02/28/23 10:35

Matrix: Water

Date Received: 03/02/23 10:00

Prep Type	Batch Type	Batch Method	Run	Dil Factor	Initial Amount	Final Amount	Batch Number	Prepared or Analyzed	Analyst	Lab
Total/NA	Analysis	EPA 300.0 R2.1 Instrument ID: INTEGRION		1	1 mL	1 mL	428116	03/05/23 07:53	SNL	EET PIT
Total Recoverable	Prep	3005A			25 mL	25 mL	428646	03/09/23 09:10	HCY	EET PIT
Total Recoverable	Analysis	EPA 6020B Instrument ID: A		1			430208	03/22/23 19:25	RSK	EET PIT
Total Recoverable	Prep	3005A			25 mL	25 mL	428646	03/09/23 09:10	HCY	EET PIT
Total Recoverable	Analysis	EPA 6020B Instrument ID: A		1			431647	04/06/23 14:17	RSK	EET PIT
Total/NA	Prep	7470A			25 mL	25 mL	428563	03/08/23 14:59	RSR	EET PIT
Total/NA	Analysis	EPA 7470A Instrument ID: HGZ		1			429008	03/13/23 10:49	RJR	EET PIT
Total/NA	Analysis	SM 2540C Instrument ID: NOEQUIP		1	100 mL	100 mL	428293	03/06/23 17:37	LWM	EET PIT
Total/NA	Analysis	SM2320 B Instrument ID: PCTITRATOR		1			428325	03/06/23 15:40	MAM	EET PIT
Total/NA	Analysis	Field Sampling Instrument ID: NOEQUIP		1			428291	02/28/23 10:35	FDS	EET PIT

Client Sample ID: SCH-GWC-20

Lab Sample ID: 680-231325-8

Date Collected: 02/28/23 12:00

Matrix: Water

Date Received: 03/02/23 10:00

Prep Type	Batch Type	Batch Method	Run	Dil Factor	Initial Amount	Final Amount	Batch Number	Prepared or Analyzed	Analyst	Lab
Total/NA	Analysis	EPA 300.0 R2.1 Instrument ID: INTEGRION		1	1 mL	1 mL	428116	03/05/23 08:11	SNL	EET PIT
Total Recoverable	Prep	3005A			25 mL	25 mL	428646	03/09/23 09:10	HCY	EET PIT
Total Recoverable	Analysis	EPA 6020B Instrument ID: A		1			430208	03/22/23 19:29	RSK	EET PIT
Total Recoverable	Prep	3005A			25 mL	25 mL	428646	03/09/23 09:10	HCY	EET PIT
Total Recoverable	Analysis	EPA 6020B Instrument ID: A		1			431647	04/06/23 14:20	RSK	EET PIT
Total/NA	Prep	7470A			25 mL	25 mL	428563	03/08/23 14:59	RSR	EET PIT
Total/NA	Analysis	EPA 7470A Instrument ID: HGZ		1			429008	03/13/23 10:54	RJR	EET PIT
Total/NA	Analysis	SM 2540C Instrument ID: NOEQUIP		1	100 mL	100 mL	428293	03/06/23 17:37	LWM	EET PIT
Total/NA	Analysis	SM2320 B Instrument ID: PCTITRATOR		1			428325	03/06/23 15:45	MAM	EET PIT
Total/NA	Analysis	Field Sampling Instrument ID: NOEQUIP		1			428291	02/28/23 12:00	FDS	EET PIT

Lab Chronicle

Client: Southern Company
 Project/Site: CCR - Plant Scherer Cell 1

Job ID: 680-231325-1

Client Sample ID: SCH-CELL1-FD-4
Date Collected: 02/28/23 00:00
Date Received: 03/02/23 10:00

Lab Sample ID: 680-231325-9
Matrix: Water

Prep Type	Batch Type	Batch Method	Run	Dil Factor	Initial Amount	Final Amount	Batch Number	Prepared or Analyzed	Analyst	Lab
Total/NA	Analysis	EPA 300.0 R2.1		1	1 mL	1 mL	428116	03/05/23 08:30	SNL	EET PIT
Instrument ID: INTEGRION										
Total Recoverable	Prep	3005A			25 mL	25 mL	428646	03/09/23 09:10	HCY	EET PIT
Total Recoverable	Analysis	EPA 6020B		1			430208	03/22/23 19:32	RSK	EET PIT
Instrument ID: A										
Total Recoverable	Prep	3005A			25 mL	25 mL	428646	03/09/23 09:10	HCY	EET PIT
Total Recoverable	Analysis	EPA 6020B		1			431647	04/06/23 14:24	RSK	EET PIT
Instrument ID: A										
Total/NA	Prep	7470A			25 mL	25 mL	428563	03/08/23 14:59	RSR	EET PIT
Total/NA	Analysis	EPA 7470A		1			429008	03/13/23 10:52	RJR	EET PIT
Instrument ID: HGZ										
Total/NA	Analysis	SM 2540C		1	100 mL	100 mL	428293	03/06/23 17:37	LWM	EET PIT
Instrument ID: NOEQUIP										
Total/NA	Analysis	SM2320 B		1			428325	03/06/23 15:59	MAM	EET PIT
Instrument ID: PCTITRATOR										
Total/NA	Analysis	Field Sampling		1			428291	02/28/23 00:00	FDS	EET PIT
Instrument ID: NOEQUIP										

Laboratory References:

EET PIT = Eurofins Pittsburgh, 301 Alpha Drive, RIDC Park, Pittsburgh, PA 15238, TEL (412)963-7058



Accreditation/Certification Summary

Client: Southern Company
 Project/Site: CCR - Plant Scherer Cell 1

Job ID: 680-231325-1

Laboratory: Eurofins Pittsburgh

All accreditations/certifications held by this laboratory are listed. Not all accreditations/certifications are applicable to this report.

Authority	Program	Identification Number	Expiration Date
Arkansas DEQ	State	19-033-0	06-27-23
California	State	2891	04-30-23
Connecticut	State	PH-0688	09-30-24
Florida	NELAP	E871008	06-30-23
Georgia	State	PA 02-00416	04-30-23
Illinois	NELAP	004375	06-30-23
Kansas	NELAP	E-10350	01-31-24
Kentucky (UST)	State	162013	04-30-23
Kentucky (WW)	State	KY98043	12-31-23
Louisiana	NELAP	04041	06-30-22 *
Louisiana (All)	NELAP	04041	06-30-23
Maine	State	PA00164	03-06-24
Minnesota	NELAP	042-999-482	12-31-23
New Hampshire	NELAP	2030	04-04-23 *
New Jersey	NELAP	PA005	06-30-23
New York	NELAP	11182	04-01-24
North Carolina (WW/SW)	State	434	12-31-23
North Dakota	State	R-227	04-30-23
Oregon	NELAP	PA-2151	02-06-24
Pennsylvania	NELAP	02-00416	04-30-24
Rhode Island	State	LAO00362	12-31-22 *
South Carolina	State	89014	04-30-23
Texas	NELAP	T104704528	03-31-24
USDA	US Federal Programs	P330-16-00211	06-21-24
Utah	NELAP	PA001462019-8	05-31-23
Virginia	NELAP	10043	09-14-23
West Virginia DEP	State	142	03-31-23 *
Wisconsin	State	998027800	08-31-23

* Accreditation/Certification renewal pending - accreditation/certification considered valid.



Method Summary

Client: Southern Company
Project/Site: CCR - Plant Scherer Cell 1

Job ID: 680-231325-1

Method	Method Description	Protocol	Laboratory
EPA 300.0 R2.1	Anions, Ion Chromatography	EPA	EET PIT
EPA 6020B	Metals (ICP/MS)	SW846	EET PIT
EPA 7470A	Mercury (CVAA)	SW846	EET PIT
SM 2540C	Solids, Total Dissolved (TDS)	SM	EET PIT
SM2320 B	Alkalinity, Total	SM18	EET PIT
Field Sampling	Field Sampling	EPA	EET PIT
3005A	Preparation, Total Recoverable or Dissolved Metals	SW846	EET PIT
7470A	Preparation, Mercury	SW846	EET PIT

Protocol References:

EPA = US Environmental Protection Agency

SM = "Standard Methods For The Examination Of Water And Wastewater"


SM18 = "Standard Methods For The Examination Of Water And Wastewater", 18th Edition, 1992.

SW846 = "Test Methods For Evaluating Solid Waste, Physical/Chemical Methods", Third Edition, November 1986 And Its Updates.

Laboratory References:

EET PIT = Eurofins Pittsburgh, 301 Alpha Drive, RIDC Park, Pittsburgh, PA 15238, TEL (412)963-7058




eur RT **198** 1 10:30 **A** Testing
 FZ **197** 0892
 03.02

Part # 159409-434 NTW EXP 11/23

ORIGIN ID: LIYA (678) 966-9991
 GEORGE TAYLOR
 EUROFINS ATLANTA SC
 6215 REGENCY PARKWAY NW
 SUITE 900
 NORCROSS, GA 30071
 UNITED STATES US

SHIP DATE: 01MAR23
 ACTWGT: 50.00 LB MAN
 CAD: 859116/CAFE3616

BILL RECIPIENT

TO SAMPLE RECEIVING
EUROFINS TESTAMERICA PITTSBURGH
301 ALPHA DR.
RIDC PARK
PITTSBURGH PA 15238


(412) 963-7058 REF:
 INU: DEPT:
 PO:



Uncorrected temp 2.8 °C
 Thermometer ID 18
 CF 0.1 Initials Mo
 PT-WI-SR-001 effective 11/8/18



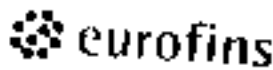
3 of 3
MPS# 6072 5517 0892
Mstr# 6072 5517 0870 0201
XN AGCA 15238
 PA-US PIT





Do not lift using this tag.

5881 45502110



Environment Testing
TestAmerica

LR7CJA 19:1700 18/01 000 9501
GEORGE TAYLOR
EUROFINS ATLANTA SC
8275 W REMLEY PARKWAY NW
SUITE 200
NORWOOD, GA 30071
UNITED STATES US

SHIP DATE: 01/09/23
INVOICE: EN 01 LA 000
CPE: 408116/7413618

BILL RECIPIENT

SAMPLE RECEIVING
EUROFINS TESTAMERICA PITTSBURGH
301 ALPHA DR.
RIDG PARK
PITTSBURGH PA 15238

(412) 668-7018

UNCORRECTED TEMPERATURE

Uncorrected temp

Thermometer ID

2.5 °C

CF 01 Initials

MS

THU 01/09/23 15:30

1 of 3

TRK# 6072 5517 087

KN MASTER #

XN AGCA

THU
PRIOR

1/9/23
15:30
15238
PIT
PA-US





680-231 325 Chain of Custody

Regulatory Program: DW NPDES RCRA Other:
Project Manager: Dawn Prell
Tel/Fax: 248-536-5445

Site Contact: Dawn Prell
Lab Contact: David Fuller

Date: 03/01/23
COC No: 1 of 1 COCs
Carrier: *Debra No*

Southern Company
241 Ralph McGill Blvd SE B10185
Atlanta, GA 30308
JAbraham@southernco.com
Project Name: CCR - Plant Scherer Cell 1
Site: Georgia
Project #: 68027798

Analysis Turnaround Time
 CALENDAR DAYS WORKING DAYS
TAT if different from Below 3-5 days
 2 weeks
 1 week
 2 days
 1 day

Sample Identification	Sample Date	Sample Time	Sample Type (C=Comp, G=Grab)	Matrix	# of Cont.	Filtered Sample (Y/N)	Perform MS/MSD (Y/N)	Cr, Co, Cu, Pb, Hg, Ni, Sb, Se, Ag, Tl, Vn, Zn	Cations: Na, Mg, K	Cl, T, SO4, TDS	Alkalinity (total, CO3, HCO3)	Sample Specific Notes
SCH-GWC-3	2/28/2023	10 40	G	WG	4	N	N	X	X	X	X	pH 6 00
SCH-GWC-5	2/28/2023	12 40	G	WG	4	N	N	X	X	X	X	pH 6 00
SCH-GWA-15	2/28/2023	10 39	G	WG	4	N	N	X	X	X	X	pH 5 40
SCH-GWA-16	2/28/2023	11 35	G	WG	4	N	N	X	X	X	X	pH 6 45
SCH-GWA-17	2/28/2023	9 35	G	WG	4	N	N	X	X	X	X	pH 6 19
SCH-GWC-13	2/28/2023	9 15	G	WG	4	N	N	X	X	X	X	pH 6 36
SCH-GWC-19	2/28/2023	10 35	G	WG	4	N	N	X	X	X	X	pH 6 29
SCH-GWC-20	2/28/2023	12 00	G	WG	4	N	N	X	X	X	X	pH 6 53
SCH-CELL-1-FD-4	2/28/2023		G	WG	4	N	N	X	X	X	X	pH 6 00

Preservation: 1=Ice, 2=HCl, 3=H2SO4, 4=HNO3, 5=NaOH, 6=Other

Possible Hazard Identification: Are any samples from a listed EPA Hazardous Waste? Please List any EPA Waste Codes for the sample in the Comments Section if the lab is to dispose of the sample
 Non-Hazard Flammable Skin Irritant Poison B Unknown
 Return to Client Disposal by Lab Archive for _____ Months

Sample Disposal (A fee may be assessed if samples are retained longer than 1 month)

Special Instructions/QC Requirements & Comments: SCH-CCR-ASSMT-2023S1

Relinquished by	Company	Date/Time	Received by	Company	Date/Time	Therm ID No
<i>Diana Fulson</i>	WSP	03/01/23	<i>Michelle Gammill</i>	CCRM	3/1/23 8:13	
<i>Michelle Gammill</i>	CCRM	3/1/23 8:13	<i>Michelle Gammill</i>	CCRM	3/1/23 8:13	
<i>Michelle Gammill</i>	CCRM	3/1/23 8:13	<i>Michelle Gammill</i>	CCRM	3/1/23 8:13	



Login Sample Receipt Checklist

Client: Southern Company

Job Number: 680-231325-1

Login Number: 231325

List Number: 2

Creator: Kovitch, Christina M

List Source: Eurofins Pittsburgh

List Creation: 03/02/23 07:20 PM

Question	Answer	Comment
Radioactivity wasn't checked or is \leq background as measured by a survey meter.	N/A	
The cooler's custody seal, if present, is intact.	True	
Sample custody seals, if present, are intact.	True	
The cooler or samples do not appear to have been compromised or tampered with.	True	
Samples were received on ice.	True	
Cooler Temperature is acceptable.	True	
Cooler Temperature is recorded.	True	
COC is present.	True	
COC is filled out in ink and legible.	True	
COC is filled out with all pertinent information.	True	
Is the Field Sampler's name present on COC?	True	
There are no discrepancies between the containers received and the COC.	True	
Samples are received within Holding Time (excluding tests with immediate HTs)	True	
Sample containers have legible labels.	True	
Containers are not broken or leaking.	True	
Sample collection date/times are provided.	True	
Appropriate sample containers are used.	True	
Sample bottles are completely filled.	True	
Sample Preservation Verified.	True	
There is sufficient vol. for all requested analyses, incl. any requested MS/MSDs	True	
Containers requiring zero headspace have no headspace or bubble is $<6\text{mm}$ (1/4").	True	
Multiphasic samples are not present.	True	
Samples do not require splitting or compositing.	True	
Residual Chlorine Checked.	N/A	

APPENDIX F

Alternate Source Demonstrations
November 2023



REPORT

Alternate Source Demonstration

*Plant Scherer Cell 1 and PAC Ash Cell Permit No. 102.00S(CCR)
2023 First Semi-Annual Event*

Submitted to:



Georgia Power Company

241 Ralph McGill Boulevard NE, Atlanta, Georgia 30308

Submitted by:

WSP USA, Inc.

5170 Peachtree Road Building 100 Suite 300, Atlanta, Georgia, USA 30341

+1 770 496-1893

November 29, 2023



Table of Contents

CERTIFICATION	1
1.0 INTRODUCTION	2
2.0 SITE DESCRIPTION	2
3.0 EVALUATION OF ANALYTICAL RESULTS & STATISTICAL ANALYSES	3
3.1 Statistical Analysis Method	3
3.2 Statistical Analysis Results	3
4.0 ALTERNATE SOURCE DEMONSTRATION	4
4.1 Barium and TDS at GWC-4.....	4
4.2 Sulfate at GWC-3 and GWC-10.....	6
4.3 Nickel at GWC-2 and GWC-10	6
5.0 CONCLUSIONS	7
6.0 REFERENCES	8

Tables & Figures

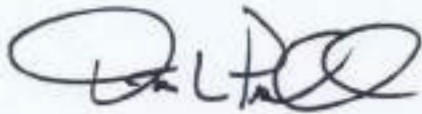
- Table 1: Summary of Statistically Significant Increases – 2023 First Semi-Annual Event
- Table 2: Saturation Indices - 2023 First Semi-Annual Event
- Figure 1: Site Location Map
- Figure 2: Potentiometric Surface Map – Cell 1 (February 21, 2023)
- Figure 3: Cell 1 Hydrograph – GWC-4
- Figure 4: Barium and Chloride in Groundwater at GWC-4
- Figure 5: Boron and TDS in Groundwater at GWC-4
- Figure 6: GWC-3, GWC-4, GWC-10, and Upgradient Groundwater Chemistry Piper Trilinear Diagram
- Figure 7: Chloride in Groundwater at GWC-3 and GWC-10
- Figure 8: Nickel in Groundwater at GWC-2 and GWC-10
- Figure 9: Trend for Nickel in Groundwater at GWC-2 and GWC-10

Certification

This *Alternate Source Demonstration, Plant Scherer Cell 1 and PAC Ash Cell Permit No. 102-009S(CCR), 2023 First Semi-Annual Monitoring Event*, has been prepared in compliance with the United States Environmental Protection Agency Coal Combustion Residual Rule (40 Code of Federal Regulations [CFR] 257 Subpart D), specifically § 257.90(e), and the Georgia Environmental Protection Division Rules for Solid Waste Management 391-3-4-.10 by a qualified groundwater scientist or engineer with WSP USA Inc. I hereby certify that I am a qualified groundwater scientist, in accordance with the Georgia Rules of Solid Waste Management 391-3-4-.01.

WSP USA Inc. certifies that monitored constituents were below the applicable Georgia maximum contaminant levels.

WSP USA Inc.



Dawn L. Prell, CPG
Senior Hydrogeologist



Rhonda N. Quinn, PG
Senior Geologist, Registered Professional Geologist No. 1031



Mark Prytula, PE
Georgia Registered Professional Engineer No. 026729

1.0 INTRODUCTION

This Alternate Source Demonstration (ASD) has been prepared on behalf of Georgia Power Company (Georgia Power) by WSP USA, Inc. (WSP) in accordance with 40 CFR § 257.90(e) of the Federal Coal Combustion Residuals (CCR) Rule and § 391-3-4-.10 of the Georgia (GA) Solid Waste Management Rules to address the statistically significant increases (SSIs) of constituents over background concentrations.

These SSIs were reported in the *2023 Semi-Annual Groundwater Monitoring and Corrective Action Report* dated August 31, 2023, for the February 2023 semi-annual groundwater sampling event at Georgia Power's Plant Scherer (Scherer) Cell 1 and Powdered Activated Carbon (PAC) Ash Cell (WSP, 2023). Within 90 days of the reported SSIs in compliance with 391-3-4-.10, this report describes an alternate source and demonstrates that the SSIs are not the result of a release from Cell 1 or PAC Ash Cell, but rather due to natural variability in groundwater chemistry.

Semi-annual groundwater quality monitoring and reporting for the landfill units at Plant Scherer are performed in accordance with the Solid Waste Permit 102-009D(CCR); and the Site's *Groundwater Monitoring Plan*, and the CCR Rule 40 CFR § 257.90-98. The following sections address the statistical exceedances noted following the 2023 first semi-annual monitoring event and provide evidence that demonstrates an alternate source for these exceedances.

2.0 SITE DESCRIPTION

Plant Scherer is a coal-fired power generation facility located in northeast Monroe County approximately five miles south of Juliette, GA. The property occupies approximately 13,000 acres and is bounded on the south by Lake Juliette. The plant is primarily surrounded by agricultural and residential use. Figure 1 depicts the location of Plant Scherer relative to the surrounding area. The site is located within the Piedmont Physiographic Province of central Georgia, which is characterized by gently rolling hills and narrow valleys, with locally pronounced linear ridges (Golder, 2022a). Overall, the property slopes gently south towards Lake Juliette and east toward the Ocmulgee River (Figure 1).

The Plant Scherer Landfill consists of a two active cells, namely, Cell 1 and PAC Ash Cell (Figure 1). The two active cells have been used since 2011 for the disposal of CCR. The landfill is situated on a topographically high area of the property east/southeast of the ash pond. The landfill cells have a geosynthetic clay and geomembrane composite liner, and a leachate collection and removal system. Figure 2 depicts the general configuration of the Cell 1 and site monitoring wells along with the potentiometric surface inferred from groundwater elevations measured in the monitoring well network on February 21, 2023.

3.0 EVALUATION OF ANALYTICAL RESULTS & STATISTICAL ANALYSES

As presented in the *2023 Semi-Annual Groundwater Monitoring and Corrective Action Report*, detected concentrations of target constituents are below the established prediction limits (PLs) in groundwater samples collected during the February 2023 sampling event with exception of nickel at GWC-2, sulfate at GWC-3, barium, and Total Dissolved Solids (TDS) at GWC-4, and nickel and sulfate at GWC-10. Verification sampling conducted in May 2023 confirmed the SSIs noted during the February 2023 sampling event. The SSIs noted at the site are below applicable primary or secondary maximum contaminant levels (MCLs) for drinking water.

This report documents an Alternate Source Demonstration (ASD) to address the SSIs above background concentrations. In the past 12 months, prior ASD's have been prepared to address the SSIs of nickel at GWC-2 and barium at GWC-4. Table 1 summarizes the statistical exceedances above PLs following the February 2023 sampling event and subsequent resampling results. The second semi-annual event monitoring results from August 2023 are also included as part of this evaluation.

3.1 Statistical Analysis Method

The selected statistical evaluation procedure for Cell 1 and PAC Ash Cell was developed using methodology presented in *Statistical Analysis of Groundwater Data at RCRA Facilities, Unified Guidance*, (Unified Guidance) (USEPA March 2009). Sanitas groundwater statistical software was used to perform the statistical analyses. Sanitas is a decision-support software package that incorporates the statistical tests required of Subtitle C and D facilities by United States Environmental Protection Agency (USEPA) regulations and as recommended in the Unified Guidance.

During detection monitoring at the site, groundwater quality data are evaluated using a two-step statistical approach (i.e., intrawell followed by interwell PLs). The statistical method(s) use an optional 1-of-2 verification resample plan. Intrawell statistical analyses methods are evaluated for each well and constituent pair. For an apparent SSI, a second step of interwell comparisons is performed. An SSI is declared when downgradient well data exceed both intrawell and interwell PLs.

3.2 Statistical Analysis Results

The calculated prediction limits and the statistical analysis (Sanitas) results are included in *2023 Semi-Annual Groundwater Monitoring and Corrective Action Report* (WSP 2023).

Using the statistical methods described above, including the two-step analyses, the following SSIs are noted following the first semi-annual 2023 monitoring event including both the February sample event and the May 2023 verification sampling event.

Summary of Statistically Significant Increases

Parameter	Well ID
Barium	GWC-4
Nickel	GWC-2, GWC-10
TDS	GWC-4
Sulfate	GWC-3, GWC-10

4.0 ALTERNATE SOURCE DEMONSTRATION

In accordance with Rule § 391-3-4-.10 and 40 CFR § 257.90(e), the following discussion provides a demonstration that the SSIs identified following the February 2023 sampling event are not the result of a release from Cell 1 or the PAC Ash Cell. A prior ASD has been prepared for barium at GWC-4 and nickel at GWC-2. Documentation of that prior ASD has been included in this demonstration.

In general, the site-wide variations of metal concentrations reflect variations in groundwater flow and chemistry due to repairs to the sedimentation ponds and the clear pool (Figure 2) affecting nearby monitoring wells. Repairs of the south pond liner in the vicinity of GWC-10 were underway in October 2023.

Since the completion of the initial pond construction in late 2020, groundwater elevations have declined in wells GWC-3 and GWC-4 (Figure 3). This is further demonstrated by the underdrain sample location (SWC-9, invert elevation ~385.4) being dry over the past two sampling events. This decline in water elevations is accompanied by increased concentrations of barium, chloride, and TDS in GWC-4 (Figure 4 and Figure 5). Groundwater elevations in GWC-10 (along with nearby wells GWC-8A and GWC-9) show periodic or seasonal fluctuations due to its lower topographic locations. There have also been additional repairs made to the clear pool in 2023, which has likely affected the concentrations of calcium and sulfate in the subsurface that may be observed in GWC-4 since early 2023.

Chloride concentrations reported during the February 2023 monitoring event were not elevated above the intrawell prediction limit for any of the site monitoring wells. However, a sample was inadvertently collected at well GWC-4 in May 2023 during resampling efforts and results were reported above the prediction limit indicating an initial apparent SSI. The August 2023 sample results which can be considered a resample event, were reported below the prediction limit. Therefore, although, the May 2023 chloride concentration (24 mg/L) is above the intrawell prediction limit (16.42 mg/L), the initial apparent SSI was not confirmed. As such, no further action is required regarding this initial apparent prediction limit exceedance.

4.1 Barium and TDS at GWC-4

The barium concentration at GWC-4 during the February 2023 monitoring event (0.081 mg/L) is slightly above the intrawell prediction limit (0.053 mg/L) and significantly below the MCL of 2 mg/L. Barium is a naturally-occurring alkaline earth metal commonly found in soils at a range of 10 to 5,000 mg/kg in soils across the US with an average concentration of 290 and 580 mg/kg in the eastern and western US, respectively (Smith and Hyuck, 1999). Barium is typically found in groundwater as the divalent cation Ba^{2+} across a wide range of redox and pH conditions. As such barium is prevalent in Piedmont groundwater at concentrations typically higher than other metals (USGS, 2013). Barium in groundwater is however highly influenced by the presence of metal hydroxides/oxides, easily attenuating on metal surfaces, but a later participant in cation exchange, likely due to its larger ionic radius (Hem 1992; Smith 1999). Where barium concentrations are high in groundwater, it has been observed that there is low sulfate in groundwater, indicating barite [$BaSO_4$], a common mineral, is a likely control on the barium concentration in natural groundwater (Hem 1992). With a range of less than 30 parts per billion over the upper PL, such variations in barium and other metal concentrations in groundwater are expected due to natural variations in groundwater quality resulting from variations in groundwater flow. Well GWC-4 is located adjacent to the southern portion of the North Sedimentation Pond where liner installation and repairs have occurred since 2020. Repairs are expected to be completed by the end of 2023, after which we expect to see a reversal in the concentration trend for barium.

Barium concentrations at well GWC-4 are comparable to the reported range of barium concentrations (0.02 to 0.12 mg/L) in the crystalline rock aquifers of the Piedmont (USGS, 2009 and USGS, 2013). Naturally occurring minerals such as barite are fairly common in the Piedmont and barite is easily dissolved under most geochemical conditions (USGS, 2013). The decline in water levels in site monitoring wells is also a likely factor contributing to the variability in natural chemistry observed across the site (Figure 3).

The TDS concentration at GWC-4 in February 2023 was 240 milligrams per liter (mg/L), which is above the intrawell PL of 178.1 mg/L. During subsequent sampling events in May 2023 (290 mg/L) and August 2023 (220 mg/L), TDS at well GWC-4 remained above the PL but began to show a decrease in concentration. Elevated TDS concentrations in well GWC-4 are likely due to construction and repairs of the nearby North Sedimentation Pond, natural variations in groundwater flow, and quality related to mineral saturation and solubility and are not related to any release from the lined CCR landfill units, as described below.

Boron is a constituent in CCR materials that is commonly used as an indicator parameter in groundwater monitoring at CCR units because of its occurrence as a conservative (non-reactive) element in groundwater flow. Boron and chloride are primary indicator parameters in groundwater flow through CCR units (e.g. Ruhl 2014). Boron has not been detected throughout the monitoring history at GWC-4 (i.e., <0.060 mg/L, Figure 5), and chloride concentrations at GWC-4 are below PLs, (Figure 4), which indicates a lack of CCR constituents in groundwater near these two wells. Overall, the groundwater quality in wells GWC-4 reflects metal concentrations that are comparable to reported background concentrations in the nearby Piedmont areas (USGS 2013).

Calculated mineral saturation indices (SIs)¹ for well GWC-4 are shown in Table 2. The SI data indicate that calcite (calcium carbonate) is undersaturated based on the chemical composition of groundwater in well GWC-4. This condition means additional calcium dissolution from the aquifer system remains favorable until chemical equilibrium (calcium saturation) is achieved. The apparent increase in TDS concentrations above the PLs is attributed to mineral dissolution and re-equilibration, and such variations in metal concentrations are expected due to natural variations in groundwater flow in the overburden-fractured rock aquifer at the site. Physical changes at the site, potentially from engineering and construction activities, can also cause these changes when soils rich in calcium and sulfide minerals are exposed to the surface with additional recharge resulting in leaching of these minerals. Additionally, excavation of vegetation and organic soils found in the sediment pond footprint (previously used for stormwater control), the addition of structural fill, and construction of a two-foot layer of compacted clay liner can provide a site-specific source of soluble minerals. Overall, the groundwater quality in well GWC-4 reflects metal concentrations that are comparable to reported background concentrations in the nearby Piedmont areas (USGS 2013).

Groundwater elevations in well GWC-4 have slightly declined during the last two years, but have increased slightly between the August 2022 and February 2023 sampling events, and increased again as of the May 2023 resampling event (Figure 3). The changes in groundwater levels can affect the pH and redox condition in the uppermost aquifer and subsequently, affect the kinetics of mineral dissolution or precipitation. At the site, it

¹ Mineral Saturation Index (SI) is a measure of whether a water will tend to dissolve or precipitate a particular mineral. An SI is negative when the mineral may be dissolved (i.e., it is present below its saturation concentration), positive when it may be precipitated (i.e., is above its saturation concentration), and zero when the water and mineral are at chemical equilibrium. The SI is calculated by comparing the chemical activities of the dissolved ions of the mineral (ion activity product, IAP) with their solubility product (K_{sp}). In equation form, $SI = \log(IAP/K_{sp})$.

appears that groundwater elevations have declined nearly five feet since 2019, likely due to the 2020 construction of the lined sedimentation pond.

Based on these conditions, the elevated concentrations of barium, and TDS at GWC-4 are not the result of a release from Cell 1 but rather due to natural variability in groundwater chemistry as a result of the change in recharge conditions and cation exchange reactions.

4.2 Sulfate at GWC-3 and GWC-10

SSIs of sulfate have been identified at GWC-3 and GWC-10 following the February 2023 sampling event and were confirmed during the May 2023 resampling event. Although the May 2023 resample results confirmed the concentrations reported in February 2023, sulfate concentrations in August 2023 are at or near background. The August 2023 concentration of sulfate at GWC-3 is 3.6 mg/L, which is only slightly above the background concentrations (3.5 mg/L). The August 2023 concentration of sulfate at GWC-10 (2.3 mg/L) is below background of 3.5 mg/L. General chemistry at GWC-3 and GWC-10 compared to upgradient groundwater monitoring wells is presented on a piper trilinear diagram (Figure 6). Review of the piper diagram shows that GWC-3 and GWC-10 concentrations are similar to upgradient groundwater quality and do not suggest influence from another source (i.e., Cell 1).

Primary indicator parameter, boron, has not been detected historically at GWC-3 or GWC-10. Chloride concentrations in these wells over the last three years have been low (below 5 mg/L) and no trends are noted for GWC-3 (Figure 7). If the SSI of sulfate reported in well GWC-3 and GWC-10 was due to a release from the landfill, an increase in multiple indicator parameters would be expected, notably boron and chloride, which has not been observed. As a result, the increases in sulfate concentration at GWC-3 and GWC-10 are attributed to natural variations in groundwater chemistry.

Calculated mineral SIs for wells GWC-3 and GWC-10 are shown in Table 2. The SI data indicate that gypsum (calcium sulfate) and barite (barium sulfate) are undersaturated, based on the chemical composition of groundwater in wells GWC-3 and GWC-10. This means that calcium, barium, and sulfate are favored for dissolution in the aquifer system until mineral equilibrium (SI = zero) for these constituents is achieved. If there was a release from Cell 1, the expectation would be that groundwater quality would be significantly affected by the major indicator parameters (boron and chloride particularly) and that the groundwater would be saturated with sulfate and barium (i.e., the saturation indices for these constituents would be notably greater than zero).

4.3 Nickel at GWC-2 and GWC-10

A SSI of nickel was identified at GWC-2 and GWC-10 following the February 2023 sampling event. The reported concentrations of nickel at GWC-2 (0.0038 mg/L) and GWC-10 (0.0031 mg/L) are slightly above the intrawell PLs of 0.0028 and 0.003 mg/L, respectively. For the subsequent sampling event in August 2023, the reported concentrations of nickel at both GWC-2 (0.0017 mg/L) and GWC-10 (0.0026 mg/L) are below their respective intrawell PLs.

The time series plot for nickel at wells GWC-2 (Figure 8a) and GWC-10 (Figure 8b) shows that reported concentrations are stable over the last 12 years in the range of 0.0012 to 0.0094 mg/L and are within the range of concentrations observed at other site monitoring wells (<0.00034 to 0.04 mg/L). Reported concentrations at GWC-2 and GWC-10 are variable and are not part of a statistically significant trend (slope equals zero; Figure

9). The slight increase in nickel concentrations for the February 2023 sampling event are likely due to natural variability in groundwater quality.

Further, the nickel concentrations from February 2023 at GWC-2 and GWC-10 are relatively low and are similar to those expected in the regolith – fractured bedrock aquifers in the Piedmont of southeastern US (USGS, 2013). Based on published data as well as site-specific data presented in this ASD, the observed concentrations of nickel at GWC-2 and GWC-10 are representative of naturally occurring and naturally variable nickel concentrations within Piedmont aquifers.

5.0 CONCLUSIONS

This ASD has been prepared in response to apparent statistical exceedances presented in the *2023 Semi-Annual Groundwater Monitoring and Corrective Action Report, Georgia Power Plant Scherer Cell 1 and PAC Ash Cell, Permit No. 102-009D(CCR)*, dated August 31, 2023. In accordance with 40 CFR § 257.90(e) and §391-3-4-.10 of the GA Solid Waste Management Rules, this ASD addresses each of the SSIs noted following the February 2023 sampling event.

Based on the data presented herein, SSIs from the February 2023 monitoring event are not the result of a release from the lined landfill unit, but rather natural variability in groundwater quality. The lines of evidence include:

- The landfill cells have a geosynthetic clay and geomembrane composite liner, and a leachate collection and removal system. There is no evidence of a release through the liner systems.
- Construction and repair of the lining of the North Sedimentation Pond have affected localized aquifer recharge and groundwater elevations. These activities correspond to the observed increase in concentrations identified at wells GWC-3, GWC-2, and GWC-4.
- The reported concentrations of barium and nickel are within the range of concentrations expected in the overburden – fractured bedrock aquifers in samples from the Piedmont in the southeastern United States (USGS, 2009; USGS, 2013).
- The chemical composition of groundwater in wells GWC-3 and GWC-10 is similar to upgradient groundwater (Figure 6) and does not suggest influence from another source (i.e., Cell 1).
- Boron, a primary indicator parameter for CCR, is not present above the method detection limit at wells GWC2--, GWC-3, GWC-4 or GWC-10.
- Mineral saturation indices suggest that barium, chloride, and TDS concentrations in groundwater in GWC-2, GWC-3, GWC-4, and GWC-10 are controlled by the natural mineral dissolution in the aquifer materials and not a result of a release from Cell 1.

The SSIs addressed above are below their primary or secondary MCLs. Based on the findings presented herein, Georgia Power will continue with detection groundwater monitoring at Cell 1 and PAC Ash Cell. A copy of this ASD will be included with the forthcoming Annual report.

6.0 REFERENCES

- Brantley, 2020. *Construction Certification Report for Plant Scherer North Sediment Pond Modifications, Georgia Power Plant Scherer*, Brantley Engineering, LLC, November 25, 2020.
- Golder, 2022a. *Hydrogeologic Assessment Report, Plant Scherer Ash Pond 1*, Golder Associates Inc., August 2022.
- Golder, 2022b. *Alternate Source Demonstration, Plant Scherer Cell 1 and PAC Ash Cell Permit No. 102.009D(LI), 2022 First Semi-Annual Event Golder WSP*, November 29, 2022.
- Golder, 2022c. *Alternate Source Demonstration, Plant Scherer Cell 1 and PAC Ash Cell Permit No. 102.009D(LI), 2021 Second Semi-Annual Event*, Golder WSP, April 21, 2022.
- Ruhl, 2014, *Boron and Strontium Isotopic Characterization of Coal Combustion Residuals: Validation of New Environmental Tracers*, Environmental Science & Technology 2014, Volume 48, Issue 24, Pages 14790-14798, Laura S. Ruhl, Gary S. Dwyer, Heileen Hsu-Ki, James C. Hower, and Avner Vengosh, November 24, 2014
- USEPA, 2009, *Statistical Analysis of Groundwater Monitoring Data at RCRA Facilities, Unified Guidance*. Office of Resource Conservation and Recovery – Program Implementation and Information Division, USEPA 530/R-09-007, March 2009.
- USGS, 2009. *Characterization of Groundwater Quality Based on Regional Geologic Setting in the Piedmont and Blue Ridge Physiographic Provinces, North Carolina*, Scientific Investigations Report 2009-5149, 2009.
- USGS, 2013. *Natural Occurring Contaminants in the Piedmont and Blue Ridge Crystalline-Rock Aquifers and Piedmont Early Mesozoic Basin Siliciclastic-Rock Aquifers, Eastern United States, 1994-2008*, Scientific Investigations Report 2013-5072, 2013.
- WSP, 2023. *2023 First Semi-Annual Groundwater Monitoring and Corrective Action Report, Georgia Power Plant Scherer Cell 1 and PAC Ash Cell, Permit No. 102.009D(LI)*, WSP USA Inc., August 31, 2023.

Tables & Figures

TABLE 1
SUMMARY OF STATISTICALLY SIGNIFICANT INCREASES
2023 FIRST SEMI-ANNUAL EVENT
 Georgia Power Company - Plant Scherer
 Juliette, Georgia

Constituent	Units	Well ID	Intrawell Prediction Limit	Interwell Prediction Limit	Concentration (mg/L)			ASD Previously/Submitted
					2/23/2023	5/2/2023	8/8/2023-8/9/2023	
CELL 1								
Nickel	mg/L	GWC-2	0.0028	0.00202	0.0038	NA	0.0017	Yes ^[1]
Sulfate	mg/L	GWC-3	1.1	3.5	4.7	4.2	3.6	No
Barium	mg/L	GWC-4	0.05318	0.051	0.081	NA	0.085	Yes ^[1]
Chloride	mg/L	GWC-4	16.42	7.2	16	24	16	No
Total Dissolved Solids	mg/L	GWC-4	178.1	137.7	240	290	220	No
Nickel	mg/L	GWC-10	0.003	0.00202	0.0031	NA	0.0026	No
Sulfate	mg/L	GWC-10	1.2	3.5	4.7	4.3	2.3	No

Notes:

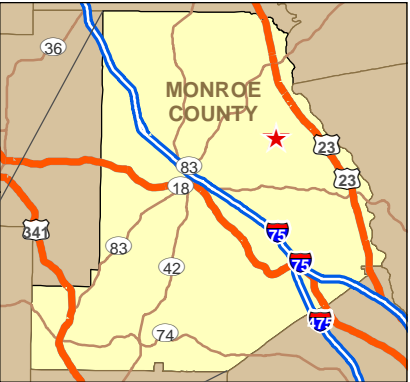
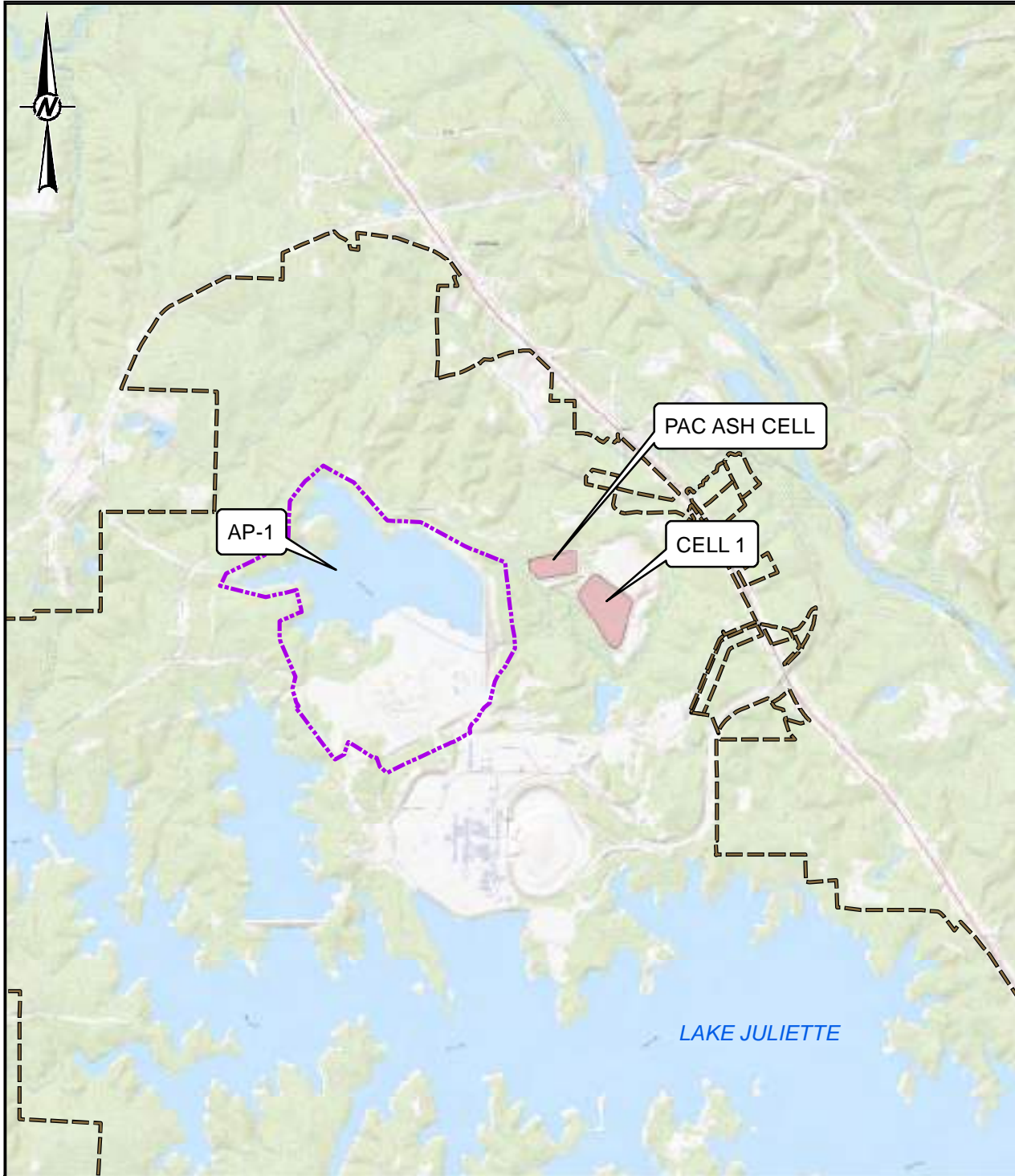
[1] Alternate Source Demonstration Georgia Power Company – Plant Scherer Cell 1 and PAC Ash Cell Permit No. 102.009D(LI) 2023 First Semi-Annual Monitoring Event, November 29, 2023 (WSP, 2023).

TABLE 2
SATURATION INDICES - 2023 FIRST SEMI-ANNUAL EVENT
Georgia Power Company-Plant Scherer
Juliette, GA

Well ID	2/21/2023 - 2/28/2023		
	Calcite	Barite	Gypsum
GWA-15	-3.889	-1.725	-3.948
GWA-16	-1.851	-1.797	-3.917
GWA-17	-2.362	-1.724	-4.098
GWC-1	-1.409	-1.507	-3.754
GWC-2	-1.596	-1.509	-3.747
GWC-3	-2.934	-1.578	-3.685
GWC-4	-1.92	0.1856	-2.152
GWC-5	-1.923	0.01018	-1.887
GWC-6	-1.994	-0.5609	-2.884
GWC-7	-1.786	-1.672	-3.859
GWC-8A	-0.8441	-0.78	-2.551
GWC-9	-1.46	-0.8941	-2.829
GWC-10	-1.62	-1.216	-3.27
GWC-11	-2.054	-2.134	-4.102
GWC-12	-4.997	-1.859	-4.895
GWC-13	-2.644	-1.513	-4.042
GWC-14	-3.183	-2.175	-4.189
GWC-18	-2.043	-1.713	-4.052
GWC-19	-1.737	-1.82	-3.892
GWC-20	-1.599	-1.75	-3.887

Note:

Mineral Saturation Index (SI) is a measure of whether a water will tend to dissolve or precipitate a particular mineral. An SI is negative when the mineral may be dissolved (i.e., it is present below its saturation concentration), positive when it may be precipitated (i.e., is above its saturation concentration), and zero when the water and mineral are at chemical equilibrium. The SI is calculated by comparing the chemical activities of the dissolved ions of the mineral (ion activity product, IAP) with their solubility product (K_{sp}). In equation form, $SI = \log(IAP/K_{sp})$



LEGEND

- PROPERTY BOUNDARY
- AP-1 PERMIT BOUNDARY

Service Layer Credits: USGS The National Map: National Boundaries Dataset, 3DEP Elevation Program, Geographic Names Information System, National Hydrography Dataset,



CLIENT
GEORGIA POWER COMPANY
 PLANT SCHERER
 JULIETTE, GEORGIA



PROJECT
ALTERNATE SOURCE DEMONSTRATION
 CELL 1 AND PAC ASH CELL PERMIT NO. 102-009D(CCR)
 2023 FIRST SEMI-ANNUAL EVENT

TITLE
SITE LOCATION MAP

CONSULTANT



YYYY-MM-DD	2023-06-21
PREPARED	DJC
DESIGN	DH
CHECKED	DLP
REVIEWED/APPROVED	RNQ

PROJECT No. CONTROL
 GL166235022.000 GL166235022.000N000.mxd

Rev. 0

FIGURE 1

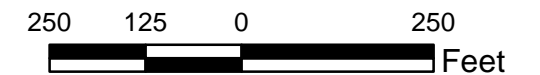
IF THIS MEASUREMENT DOES NOT MATCH WHAT IS SHOWN, THE SHEET HAS BEEN MODIFIED FROM ANSIA



- LEGEND**
- CELL 1 LANDFILL MONITORING WELL
 - CELL 3 LANDFILL MONITORING WELL
 - SURFACE WATER SAMPLING LOCATION
 - PAC ASH LANDFILL MONITORING WELL
 - INFERRED POTENTIOMETRIC SURFACE CONTOUR (FT-NAVD 88)
 - STREAM
 - PROPERTY BOUNDARY

- NOTES**
1. GROUNDWATER ELEVATION MEASUREMENTS OBTAINED FEBRUARY 21, 2023 BY WSP USA.
 2. GROUNDWATER ELEVATIONS DISPLAYED IN FEET-NORTH AMERICAN VERTICAL DATUM (FT-NAVD 88).
 3. DEEP AND INTERMEDIATE WELL GROUNDWATER ELEVATIONS WERE NOT USED TO GENERATE GROUNDWATER CONTOURS.

- REFERENCE**
1. COORDINATE SYSTEM: NAD 1983 STATE PLAN GEORGIA WEST (U.S. FEET).
 2. MONITORING WELL/PIEZOMETER LOCATIONS PROVIDED BY JORDAN ENGINEERING.



CLIENT
 GEORGIA POWER COMPANY
 PLANT SCHERER
 JULIETTE, GEORGIA



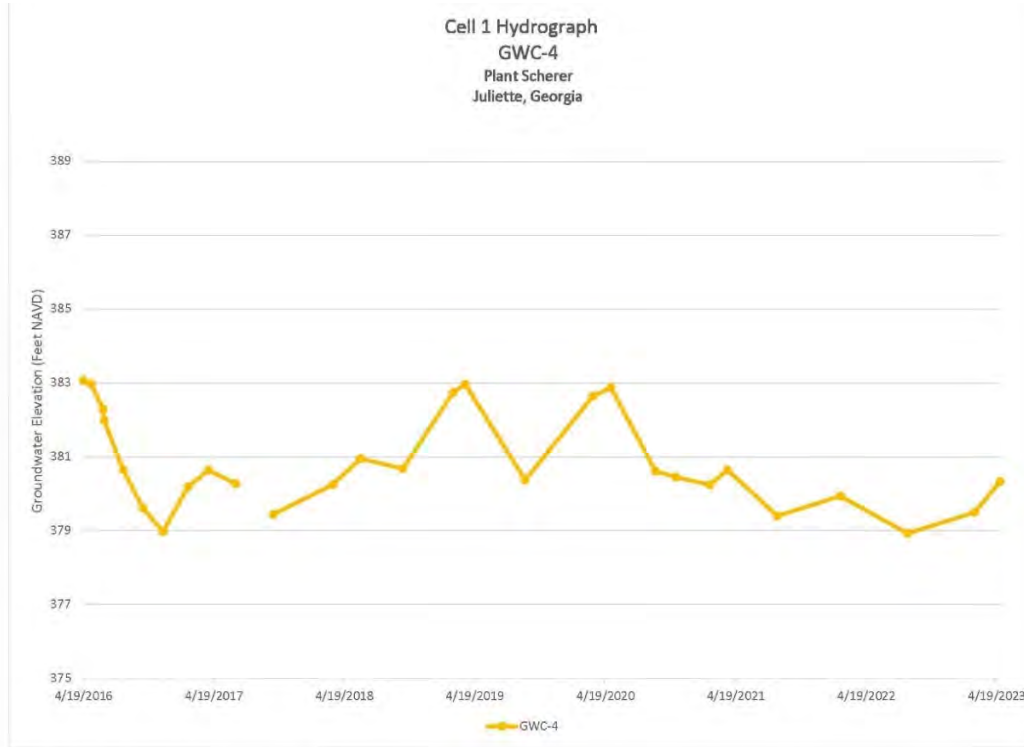
PROJECT
 ALTERNATE SOURCE DEMONSTRATION
 CELL 1 AND PAC ASH CELL PERMIT NO. 102-009D(CCR)
 2023 FIRST SEMI-ANNUAL EVENT

TITLE
POTENTIOMETRIC SURFACE MAP - CELL 1
FEBRUARY 21, 2023

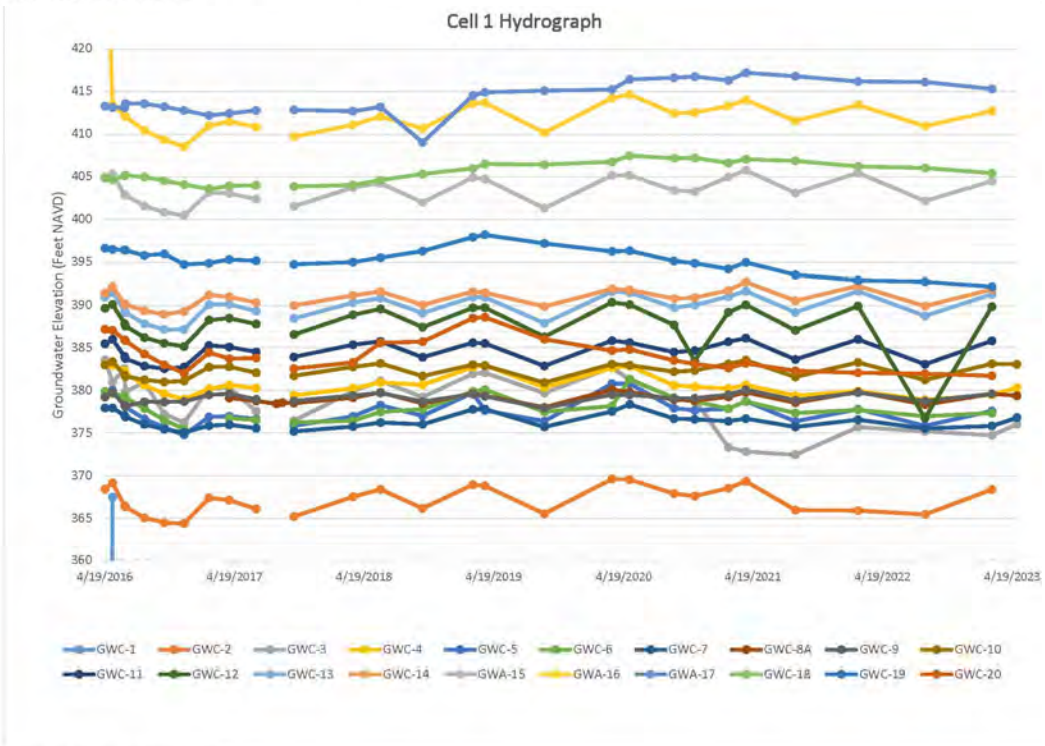
CONSULTANT	YYYY-MM-DD	2023-03-16
	PREPARED	DJC
	DESIGN	DLP
	REVIEW	DLP
	APPROVED	RNQ

Path: H:\166235022\Projects\GL166235022\Georgia Power\Print\Scherer\figures\N-2_GIS.mxd

IF THIS MEASUREMENT DOES NOT MATCH WHAT IS SHOWN, THE SHEET HAS BEEN MODIFIED FROM ANSB



Alternate Source Demonstration
Plant Scherer Cell 1 and PAC Ash Cell Permit No. 102.009D(LI)
2023 First Semi-Annual Event



Alternate Source Demonstration
Plant Scherer Cell 1 and PAC Ash Cell Permit No. 102.009D(LI)
1st Semi-Annual Event

CLIENT
GEORGIA POWER COMPANY
PLANT SCHERER

PROJECT
ALTERNATE SOURCE DEMONSTRATION
CELL 1 AND PAC ASH CELL PERMIT NO. 102-009D(CCR)
2023 FIRST SEMI-ANNUAL EVENT

CONSULTANT



TITLE

CELL 1 HYDROGRAPH- GWC-4

PROJECT NO.
31406440.022

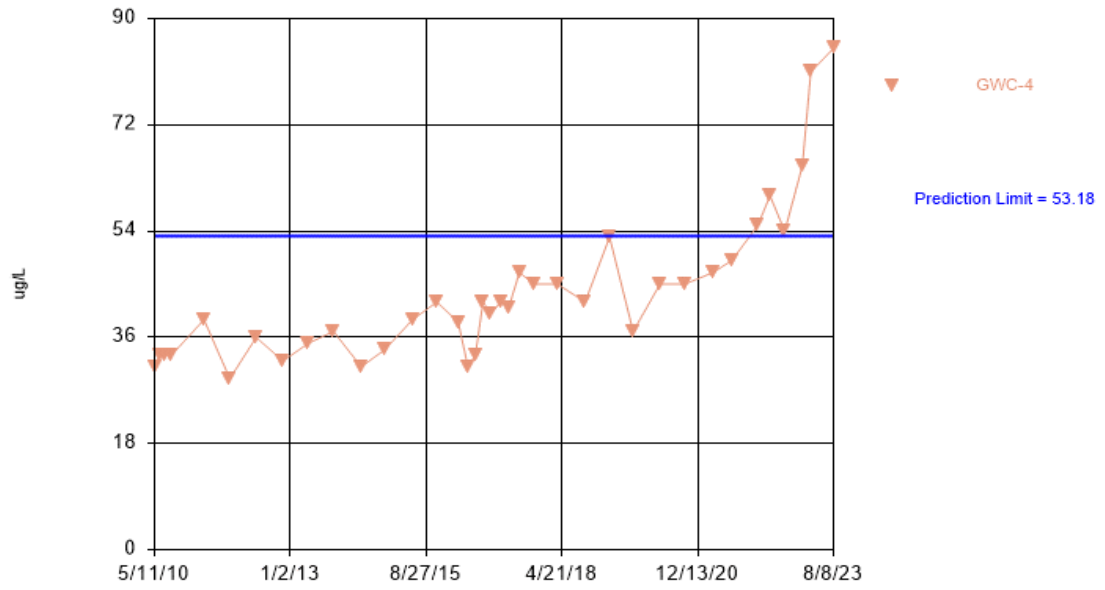
PHASE
06

REV.
A

FIGURE
3

Time Series

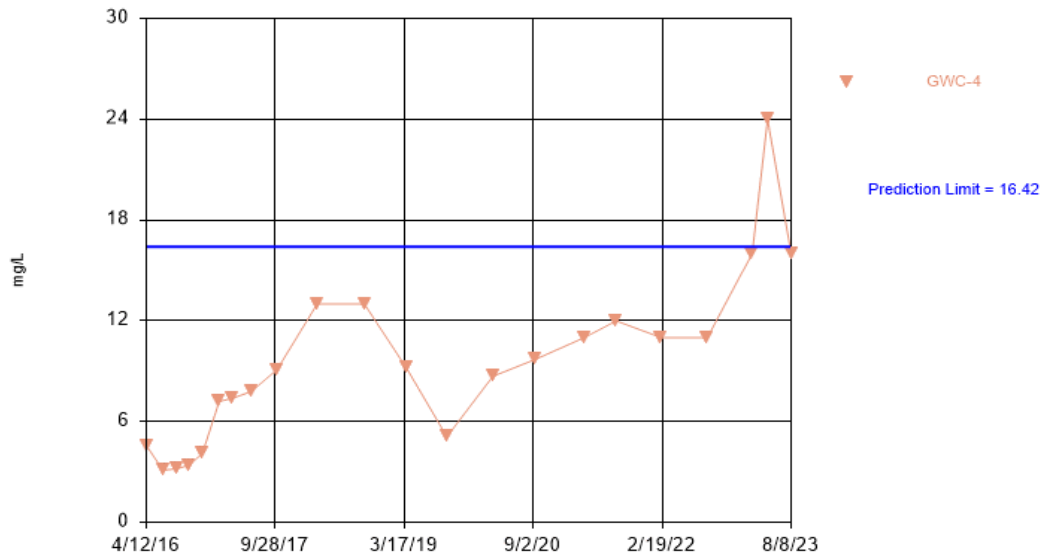
Figure 4a



Constituent: Barium, Total Analysis Run 11/15/2023 9:24 AM
 Scherer Client: WSP Data: Scherer Cell 1 LF

Time Series

Figure 4b



Constituent: Chloride Analysis Run 11/15/2023 9:02 AM
 Scherer Client: WSP Data: Scherer Cell 1 LF

CLIENT
 GEORGIA POWER COMPANY
 PLANT SCHERER LANDFILL

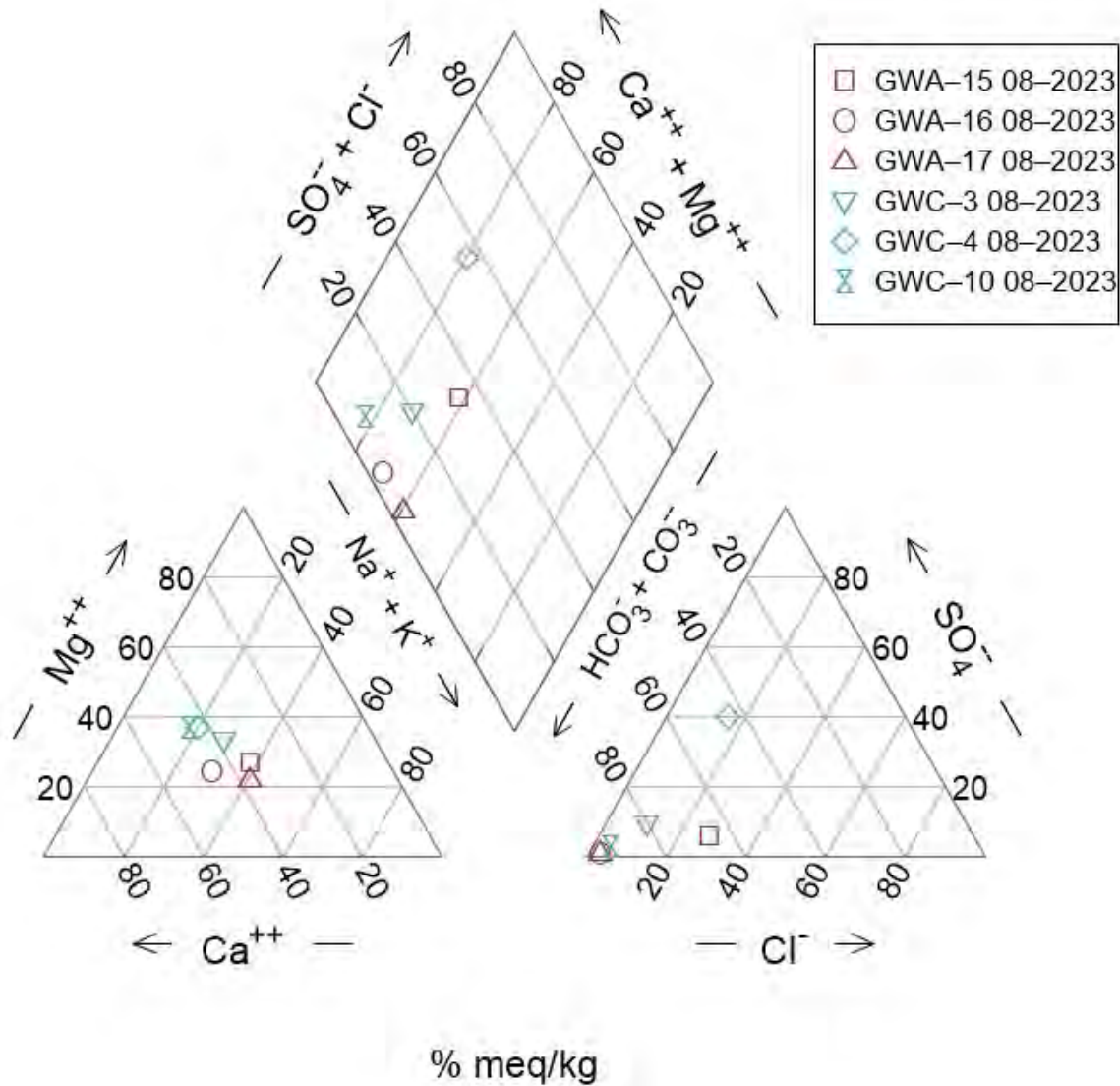
PROJECT
 ALTERNATE SOURCE DEMONSTRATION
 CELL 1 AND PAC ASH CELL PERMIT NO. 102-009D(CCR)
 2023 FIRST SEMI-ANNUAL EVENT

CONSULTANT



TITLE

BARIUM AND CHLORIDE IN GROUNDWATER AT GWC-4



CLIENT
 GEORGIA POWER COMPANY
 PLANT SCHERER

CONSULTANT



PROJECT
 ALTERNATE SOURCE DEMONSTRATION
 CELL 1 AND PAC ASH CELL PERMIT NO. 102-009D(CCR)
 2023 FIRST SEMI-ANNUAL EVENT

TITLE
**GWC-3, GWC-4, GWC-10. AND UPGRADIENT GROUNDWATER
 CHEMISTRY PIPER TRILINEAR DIAGRAM**

PROJECT NO.
 31406440.022

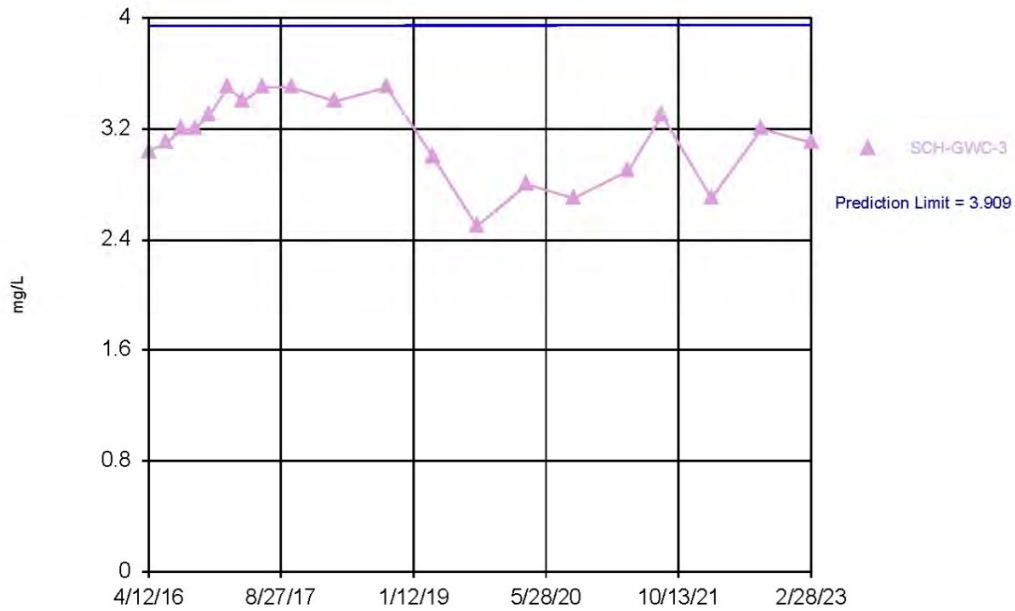
PHASE
 06

REV.
 A

FIGURE
 6

Time Series

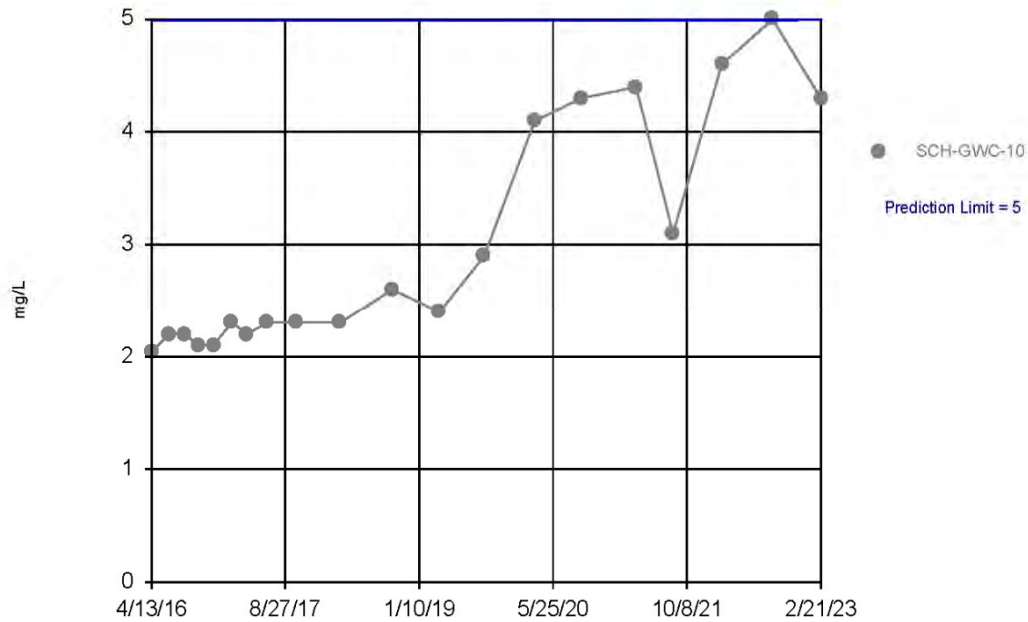
Figure 7a



Constituent: Chloride Analysis Run 10/23/2023 3:10 PM
Scherer Plant Client: Southern Company Data: Scherer Cell 1 LF

Time Series

Figure 7b



Constituent: Chloride Analysis Run 10/23/2023 3:11 PM
Scherer Plant Client: Southern Company Data: Scherer Cell 1 LF

CLIENT
GEORGIA POWER COMPANY
PLANT SCHERER

PROJECT
ALTERNATE SOURCE DEMONSTRATION
CELL 1 AND PAC ASH CELL PERMIT NO. 102-009D(CCR)
2023 FIRST SEMI-ANNUAL EVENT

CONSULTANT



TITLE

CHLORIDE IN GROUNDWATER AT GWC-3 AND GWC-10

PROJECT NO.
31406440.022

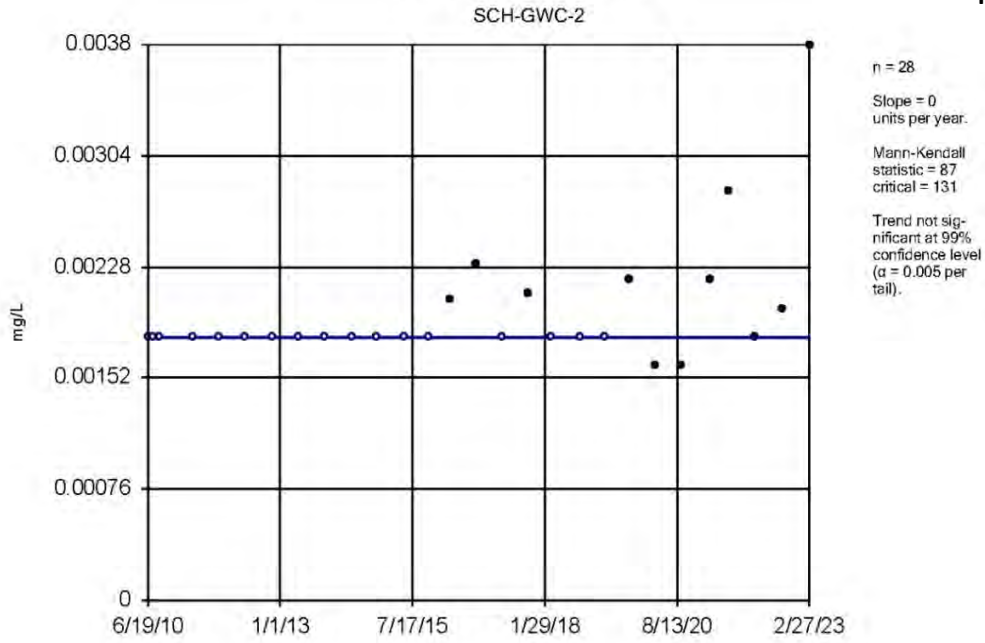
PHASE
06

REV.
A

FIGURE
7

Sen's Slope Estimator

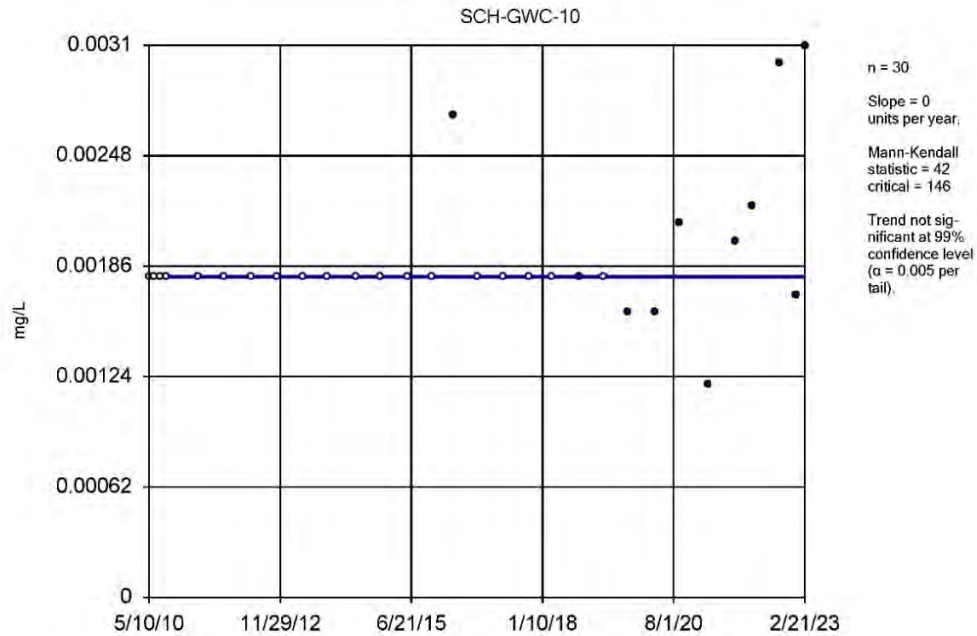
Figure 9a



Constituent: Nickel Analysis Run 10/25/2023 9:54 AM
 Scherer Plant Client: Southern Company Data: Scherer Cell 1 LF

Sen's Slope Estimator

Figure 9b



Constituent: Nickel Analysis Run 10/25/2023 10:45 AM
 Scherer Plant Client: Southern Company Data: Scherer Cell 1 LF

CLIENT
 GEORGIA POWER COMPANY
 PLANT SCHERER

PROJECT
 ALTERNATE SOURCE DEMONSTRATION
 CELL 1 AND PAC ASH CELL PERMIT NO. 102-009D(CCR)
 2023 FIRST SEMI-ANNUAL EVENT

CONSULTANT



TITLE

**TREND FOR NICKEL IN GROUNDWATER AT
 GWC-2 AND GWC-10**

PROJECT NO.
 31406440.022

PHASE
 06

REV.
 A

FIGURE
 9



wsp.com